

CRAFTING DIGITAL NARRATIVES WITH SCALAR

Alicia Peaker, Bryn Mawr College
@aliciapeaker

1. WHAT IS SCALAR?

An overview

“

Scalar is a free, open source authoring and publishing platform ... [that] enables users to assemble media from multiple sources and juxtapose them with their own writing in a variety of ways, with minimal technical expertise required.

WAYS YOU MIGHT USE SCALAR

- ◆ Supplement a book project
- ◆ Publish an open access article or book
- ◆ Write a media-rich essay or thesis
- ◆ Create a free textbook
- ◆ (coming soon) Digital exhibitions


**Performing
Archive:
Curtis +
“The
Vanishing
Race”**

Vol. 1 Illustrations

Media Gallery



**Writing with
Substance**



Anatomy of a Scalar Book



Pages



Media



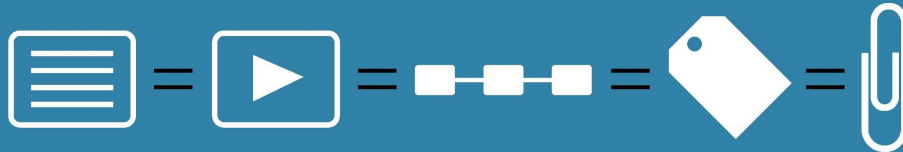
Paths



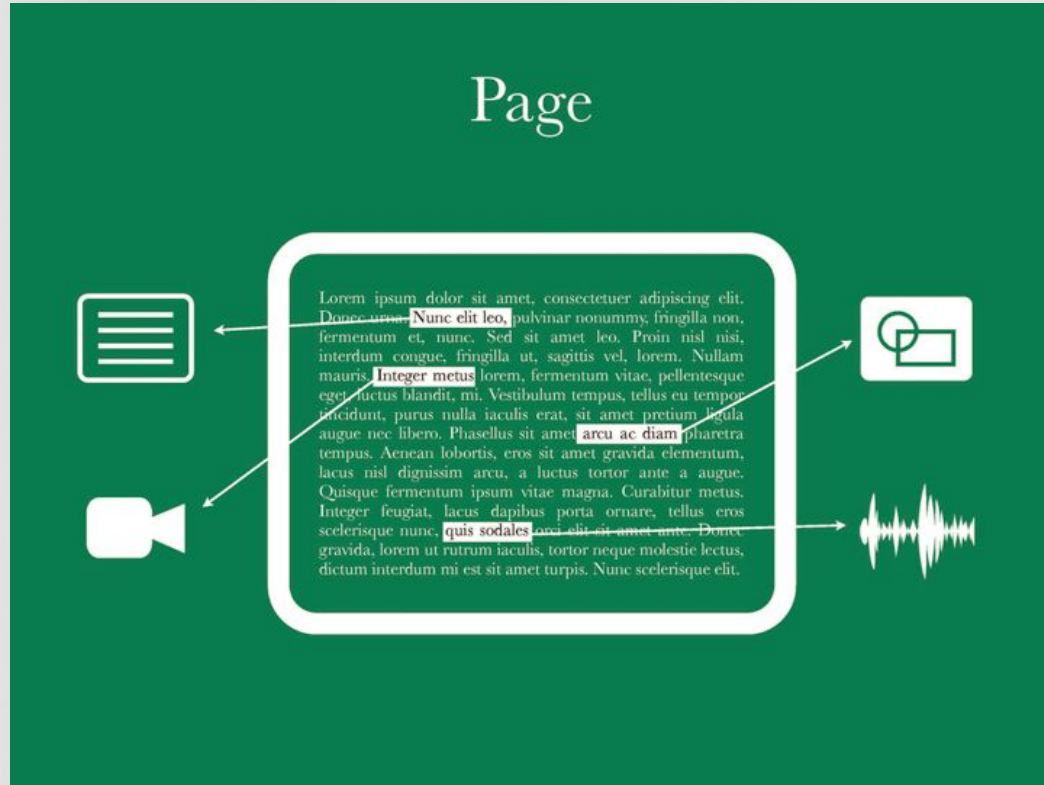
Annotations



Tags



Page



2.

WORKSHOP PLAN

Getting started

WORKSHOP PLAN

- ◆ Create Scalar book
- ◆ Import media and content
- ◆ Craft alternative narrative structures
- ◆ Add design & visualization elements

scalar.usc.edu/scalar/

Sign up

scalar.usc.edu

Sign in

3.

ADDING CONTENT

<http://scalar.usc.edu/works/guide2/working-with-media>

<http://scalar.usc.edu/works/guide2/working-with-content>

ADDING CONTENT

- ◆ Import some media files
- ◆ Annotate media files
- ◆ Create a new page
- ◆ Embed media files and annotations
- ◆ Experiment with layouts

4.

CONNECTING CONTENT

<http://scalar.usc.edu/works/guide2/working-with-structure>

HOME

ABOUT

EVENTS

CONTACT

PEOPLE

PROJECT

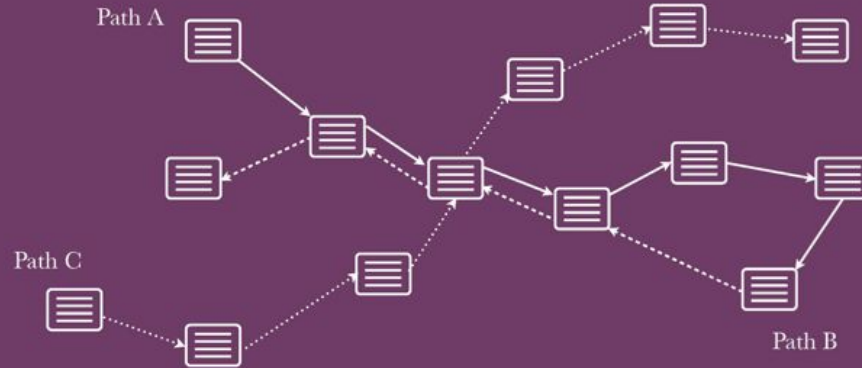


NEWS

HISTORY

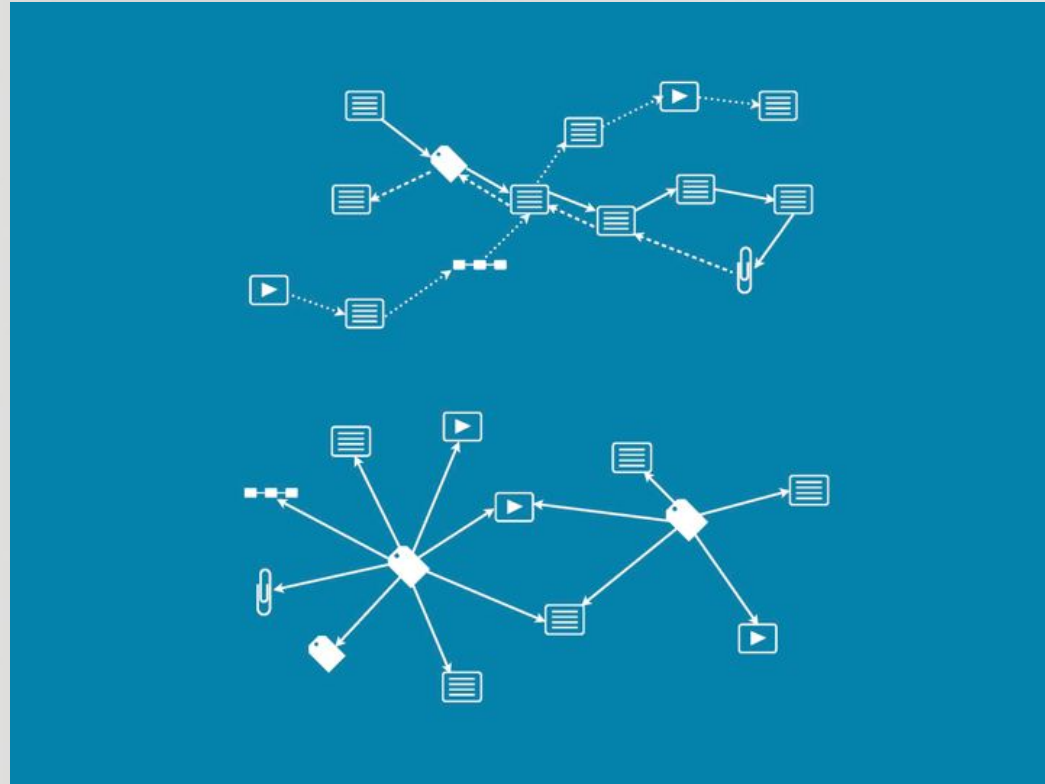
*Common
navigation*

Paths



*Scalar's
navigation*

*Any item
can be on
a path*



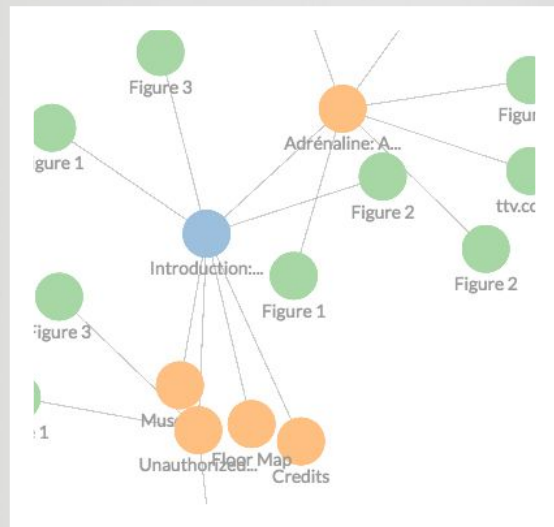
5.

DESIGN & VISUALIZE

<http://scalar.usc.edu/works/guide2/visualizations>

VISUALIZE RELATIONSHIPS

Scalar provides many ways of visualizing the materials and connections you've made in your book.



VISUALIZE RELATIONSHIPS

- ◆ Hover over compass icon (top left)
- ◆ Select “Visualizations”
- ◆ Select a visualization type
- ◆ Explore your connections!

DESIGNING YOUR BOOK

- ◆ Create a book cover:
 - ◆ Go to your site's home page
 - ◆ Select edit (pencil icon)
 - ◆ Under “layout” select “book splash”
 - ◆ Under “styling” select “key image” & add your desired image

LET'S REVIEW

Add Media

With Scalar you can import media found online, from partners, or on your computer.

Annotate Media

Adding rich, scholarly and creative annotations to media enriches readers' experiences.

Craft Pages

Scalar offers many different ways of displaying the relationships between text and media.

Connect Objects

Scalar allows for traditional and non-traditional structures of navigating content that better reflect scholarly arguments.

Design Book

Good design adds to the authority and accessibility of your site.

Visualize Connections

Using JavaScript's D3 library, Scalar builds in several different ways of visualizing your content.

GET HELP

[Scalar 2 Guide](#)

[Free Webinars](#)

[DH Slack](#)



CREDITS

This deck created from a free template by SlidesCarnival. Non-screenshot photographs by Unsplash.