



Munich Personal RePEc Archive

Tracking and replication of hedge fund optimal investment portfolio strategies in global capital markets in presence of nonlinearities

Dimitri O. Ledenyov and Viktor O. Ledenyov

James Cook University, Townsville, Australia

29. October 2013

Online at <http://mpra.ub.uni-muenchen.de/51176/>

MPRA Paper No. 51176, posted 5. November 2013 14:44 UTC

On the tracking and replication of hedge fund optimal investment portfolio strategies in global capital markets in presence of nonlinearities, applying Bayesian filters: 1. Stratonovich – Kalman – Bucy filters for Gaussian linear investment returns distribution and 2. Particle filters for non-Gaussian non-linear investment returns distribution

Dimitri O. Ledenyov and Viktor O. Ledenyov

Abstract – The hedge fund represents a unique investment opportunity for the institutional and private investors in the diffusion-type financial systems. The main objective of this condensed article is to research the hedge fund's optimal investment portfolio strategies selection in the global capital markets with the nonlinearities. We provide a definition for the hedge fund, describe the hedge fund's organization structures and characteristics, discuss the hedge fund's optimal investment portfolio strategies and review the appropriate hedge fund's risk assessment models for investing in the global capital markets in time of high volatilities. We analyze the advanced techniques for the hedge fund's optimal investment portfolio strategies replication, based on both the Stratonovich – Kalman - Bucy filtering algorithm and the particle filtering algorithm. We developed the software program with the embedded Stratonovich – Kalman - Bucy filtering algorithm and the particle filtering algorithm, aiming to track and replicate the hedge funds optimal investment portfolio strategies in the practical cases of the non-Gaussian non-linear chaotic distributions.

JEL: G00, G01, G11, G12, G 20, G23, C10, C58, C60 ; **LCC:** HF 4001-4280.7, HF 5681.H43 ;

PACS numbers: 89.65.Gh, 89.65.-s, 89.75.Fb .

Keywords: hedge fund, investment portfolio, investment strategy, global tactical asset allocation investment strategy, investment decision making, return on investments, value at risk, arbitrage pricing theory, Sharpe ratio, separation theorem, Sortino ratio, Sterling ratio, Calmar ratio, Gini coefficient, value at risk (VaR), Ledenyov investment portfolio theorem, stability of investment portfolio, Kolmogorov chaos theory, Sharkovsky chaos theory, Lyapunov stability criteria, bifurcation diagram, nonlinearities, stochastic volatility, stochastic probability, Markov chain, Bayesian estimation, Bayesian filters, Wiener filtering theory, Stratonovich optimal non-linear filtering theory, Stratonovich – Kalman – Bucy filtering algorithm, Hodrick-Prescott filter, Hirose - Kamada filter, particle filtering methods, particle filters, multivariate filters, Gaussian linear distribution, non-Gaussian nonlinear distribution, Monte-Carlo simulation, Brownian motion, diffusion process, econophysics, econometrics, global capital markets.

Introduction

The *Austrian school of economic thinking* formulated some important economic theories, which moved the frontier of the economic and financial sciences forward in *Europe* and *North America* in *IXX-XXI* centuries in *Menger (1871)*, *von Böhm-Bawerk (1884, 1889, 1921)*, *von Mises (1912, 1949)*, *Hayek (1931, 1935, 1948, 1980, 2008)*, *Hazlitt (1946)*, *Rothbard (1962, 2004)*. Making the initial research on the *financial systems*, the *European and American* scientists came up with the understanding that the *financial systems* can be classified as the *diffusion-type financial systems* and can be accurately described in the frames of the *econophysics theory* in *Bachelier (1900)*, *Shiryayev (1998a, b)*, *Bernanke (1979)*, *Ledenyov D O, Ledenyov V O (2013f, g)*. The general understanding that the *Brownian-like motion* can accurately characterize the properties of the *diffusion-type financial system* has been proposed in the frames of the *speculation theory* in *Bachelier (1900)*. Sometime later, the role of the *Brownian motion* in the stock market in the *diffusion-type financial system* has been researched in *Osborne (1959)*. The *investments* in the *diffusion-type financial system* have been comprehensively researched in *Shiryayev (1961, 1963, 1964, 1965, 1967, 1978, 1998a, b, 2002, 2008a, b, 2010)*, *Grigelionis, Shiryayev (1966)*, *Graversen, Peskir, Shiryayev (2001)*, *Kallsen, Shiryayev (2001, 2002)*, *Jacod, Shiryayev (2003)*, *Peskir, Shiryayev (2006)*, *Feinberg, Shiryayev (2006)*, *du Toit, Peskir, Shiryayev (2007)*, *Eberlein, Papapantoleon, Shiryayev (2008, 2009)*, *Shiryayev, Zryumov (2009)*, *Shiryayev, Novikov (2009)*, *Gapeev, Shiryayev (2010)*, *Karatzas, Shiryayev, Shkolnikov (2011)*, *Shiryayev, Zhitlukhin (2012)*, *Zhitlukhin, Shiryayev (2012)*, *Feinberg, Mandava, Shiryayev (2013)*. The post-earnings announcement drift in the stock returns in the *diffusion-type financial system* has been documented in *Ball, Brown (1968)*. The *investments* and *monetary policy* decisions in the *diffusion-type financial system* have also been researched in *Bernanke (1979, 2002, 2004, 2007, 2009a, b, c, d, e, 2010a, b, 2012a, b, 2013a, b, c, d)*, *Bernanke, Blinder (1992)*, *Bernanke, Gertler (1995)*, *Bernanke, Reinhart (2004)*, *Bernanke, Reinhart, Sack (2004)*, *Bernanke, Blanchard, Summers, Weber (2013)*. The diffusion of the interest and information among various investors in the *diffusion-type financial system* has been considered in *Shiller, Pound (1989)*. The problem on the stopping of *Brownian motion* without anticipation as close as possible to its ultimate maximum in the *diffusion-type financial system* has been analyzed in *Graversen, Peskir, Shiryayev (2001)*. The macroeconomic forecasting problem, using the *diffusion indexes* in the *diffusion-type financial system* has been investigated in *Stock, Watson (2002)*. The quickest detection of drift change for the *Brownian motion* in the generalized *Bayesian* and mini-max settings in the *diffusion-type financial system* has been

analyzed in *Feinberg, Shiryaev (2006)*. The research topic on the prediction the last zero of *Brownian motion* with the drift in the *diffusion-type financial system* has been investigated in *du Toit, Peskir, Shiryaev (2007)*. The *Bayesian quickest detection problems* for some diffusion processes in the *diffusion-type financial system* have been explained in *Gapeev, Shiryaev (2010)*. The interesting research idea that the *financial systems* can be accurately characterized in the frames of the *diffusion theory* has been also commented in *Bernanke (1979)*, *Shiryaev (1998a, b)*, *Ledenyov D O, Ledenyov V O (2013f, g)*. *Xiaohong Chen, Hansen, Carrasco (2009)* suggested that the *drift and diffusion coefficients*, which describe the *diffusion-type financial system*, may also have the nonlinear time dependences: “*Nonlinearities in the drift and diffusion coefficients influence temporal dependence in scalar diffusion models.*” The one-sided *Tanaka equation* with the drift in the *diffusion-type financial system* has been researched in *Karatzas, Shiryaev, Shkolnikov (2011)*. The optimal stopping problems for a *Brownian motion* with a disorder on a finite interval in the *diffusion-type financial system* have been researched in *Shiryaev, Zhitlukhin (2012)*. The *Bayesian disorder detection problems* on the filtered probability spaces in the *diffusion-type financial system* have been considered in *Zhitlukhin, Shiryaev (2012)*. The solutions of *Kolmogorov’s equations* for the nonhomogeneous jump *Markov processes* in the *diffusion-type financial system* have been obtained in *Feinberg, Mandava, Shiryaev (2013)*.

At present time, the problem on the *optimal investment portfolio strategies selection* by the *hedge funds* in the *diffusion-type financial system* represents a subject of our strong research interest. Therefore, this research article aims to discover the ***hedge fund optimal investment portfolio strategies*** in the process of investment in the global capital markets in presence of the nonlinearities. Moreover, we analyze the advanced techniques for the hedge fund’s optimal investment portfolio strategies replication, based on the *Stratonovich – Kalman - Bucy filtering algorithm*. We focus on the development of software program with the *embedded Stratonovich – Kalman - Bucy filtering algorithms* and the *particle filtering algorithms* with the purpose of the hedge fund’s optimal investment portfolio strategies tracking and replication in the practical cases of the *non-Gaussian non-linear chaotic distributions*. This research logically continues a cycle of our innovative research publications on *the nonlinearities in the finances* in *Ledenyov V O, Ledenyov D O (2012a, b)*, *Ledenyov D O, Ledenyov V O (2012c, d)*, *Ledenyov D O, Ledenyov V O (2013a, b, c, d, e, f, g)*, which are written, using the knowledge base on *the nonlinearities in the microwave superconductivity* in *Ledenyov D O, Ledenyov V O (2012e)*.

Theoretical framework for hedge fund investment portfolio allocation in global capital markets in presence of nonlinearities

Let us review the milestones of development of the *investment portfolio theories* in the finances in the XX-XXI centuries. The **Modern Portfolio Theory (MPT)** in Markowitz (1952, 1956, 1959, 1987) is based on a fundamental concept that the price changes by the different interrelated assets must be taken to the account in the process of the *investment portfolio* building. Mitra (2009) explains: “Markowitz proposed a portfolio’s risk is equal to the variance of the portfolio’s returns. If we define the weighted expected return of a portfolio R_p as

$$R_p = \sum_{i=1}^N w_i \mu_i,$$

then the portfolio’s variance σ_p^2

$$\sigma_p^2 = \sum_{i=1}^N \sum_{j=1}^N \sigma_{ij} w_i w_j,$$

where

- N is the number of assets in a portfolio;
- i, j are the asset indices and $i, j \in \{1, \dots, N\}$;
- w_i is the asset weight, subject to the constraints:

$$0 \leq w_i \leq 1,$$

$$\sum_{i=1}^N w_i = 1;$$

- σ_{ij} is the covariance of asset i with asset j ;
- μ_i is the expected return for asset i .

The **Efficient Frontier (EF)** in Markowitz (1952) illustrates the MPT’s ideas graphically as shown in Fig 1 in Mitra (2009). More information on the efficient frontier can also be found in Shiryayev (1998a, b), Hull (2005-2006, 2010, 2012), Ledenyov D O, Ledenyov V O (2013a). Mitra (2009) writes: “MPT also introduces the idea of an efficient frontier. For a given set of funds or assets available to invest in, an upper concave boundary exists on the maximum portfolio returns possible as risk or variance increases. Furthermore this concave relation between risk and return incorporates the theory of expected utility concavely increasing with risk.”

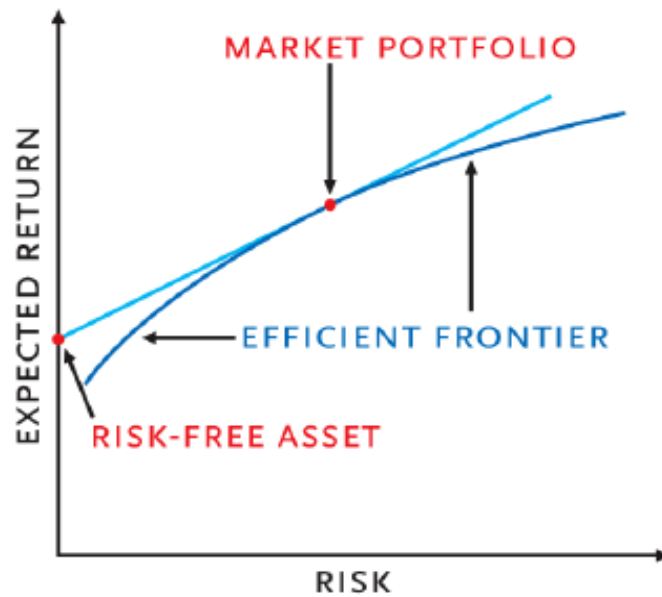


Fig. 1. Efficient frontier as proposed by Markowitz (1952) (after Mitra (2009)).

Engle (2003, 2006) states: “Markowitz (1952) and Tobin (1958) associated risk with the variance in the value of a portfolio.” The *Tobin's mutual fund theorem* in Tobin (1958) says that the investment portfolio's assets allocation problem can be viewed as a decision to allocate between a *riskless asset* and a *risky portfolio*. Continuing the research on the investments, Mandelbrot (1963) investigated the variation of certain speculative prices. The Mandelbrot's research proposals and the *stable Paretian hypothesis* were discussed in Fama (1963).

Hassine, Roncalli (2013) summarize some important research findings in the *investment portfolio theory*, made by various authors over the recent decades: “The *market portfolio concept* has a long history and dates back to the seminal work of Markowitz (1952). In that paper, Markowitz defines precisely what portfolio selection means: “the investor does (or should) consider expected return a desirable thing and variance of return an undesirable thing”. Indeed, Markowitz shows that an efficient portfolio is a portfolio that maximizes the expected return for a given level of risk (corresponding to the variance of return). Markowitz concludes that there is not only one optimal portfolio, but a set of optimal portfolios called the *efficient frontier* (represented by the solid blue curve in Figure 2). By studying liquidity preference, Tobin (1958) shows that the efficient frontier becomes a straight line in the presence of a risk-free asset. If we consider a combination of an optimized portfolio and the risk-free asset, we obtain a straight line (represented by the dashed black line in Figure 2). But one straight line dominates all the other straight line and the *efficient frontier*. It is called the *Capital Market Line (CML)*, which corresponds to the green dashed line in Figure 2. In this case, optimal portfolios correspond to a

combination of the risk free asset and one particular *efficient portfolio* named *the tangency portfolio*. Sharpe (1964) summarizes the results of Markowitz and Tobin as follows: “the process of investment choice can be broken down into two phases: first, the choice of a unique optimum combination of risky assets; and second, a separate choice concerning the allocation of funds between such a combination and a single riskless asset”. This two-step procedure is today known as the *Separation Theorem*.”

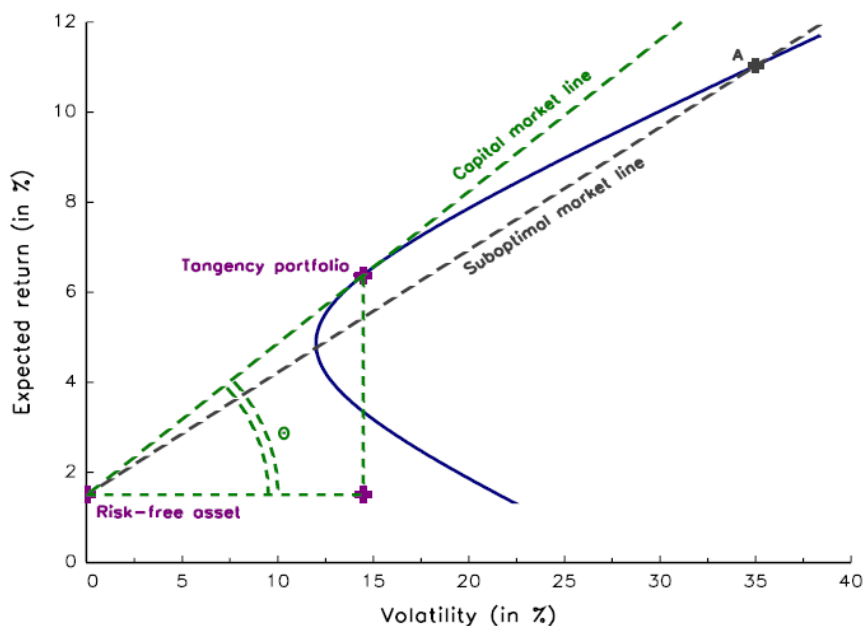


Fig. 2. Efficient frontier and tangency portfolio (after Hassine, Roncalli (2013)).

The *Capital Asset Pricing Model (CAPM)* theory in Sharpe (1964), Lintner (1965) and Mossin (1966) was introduced to accurately determine the expected returns of the selected assets in an investment portfolio. The CAPM main idea is that the assets that correlate perfectly with the market fluctuations as a whole have more risk and thus require a higher return in compensation. The CAPM provided a theoretical framework for the understanding: Why can the different expected returns be obtained across the numerous asset classes? The applications of the CAPM theory were further described in Sharpe (1965, 1966, 1968, 1992, 1994) and in Sharpe, Alexander, Bailey (1999). The dynamic consumption CAPM (CCAPM) theory extends the static CAPM theory in Merton (1973) by providing a theoretical framework to evaluate the market portfolio dynamically. Engle (2003, 2006) explains: “Sharpe (1964) developed the implications, when all investors follow the same objectives with the same information. This theory is called the *Capital Asset Pricing Model* or CAPM, and shows that there is a natural relation between

expected returns and variance”. *Mitra (2009)* states: “The *CAPM* model is applied generally in finance to determine a theoretically appropriate return of an asset. It presumes that investors must be compensated for investing in a risky asset in 2 ways 1) time value of money and 2) risk itself. The time value of money is accounted for by the risk-free rate R_f whereas the return from risk arises from $\beta(R_m - R_f)$. The term $(R_m - R_f)$ represents the expected risk premium, which is the return obtained above the risk-free rate for investing in a risky asset. The beta term can be considered the “sensitivity” of the asset’s risk to market risk (both measured by variance). Consequently more “sensitive” assets ought to produce higher returns by *CAPM*.”

$$R_a = R_f + \beta(R_m - R_f) + \epsilon,$$

where

- R_a is expected return of an asset;
- R_f is the risk-free rate of return;
- R_m is the expected market return;
- ϵ is the error term;
- $\beta = \frac{\sigma_{am}}{\sigma_{mm}}$;
- σ_{am} is the market and asset’s covariance;
- σ_{mm} is the market’s variance.

Mitra (2009) notes: “*Capocci and Hubner (2004)* state that in the 1980s *CAPM* and its variants (e.g. *Jensen’s measure*) were applied to *hedge fund* risk measurement. The *CAPM* theory and its practical applications were further researched in *Fama, French (2004)*.”

The *Sharpe ratio* in *Sharpe (1966)* is a *return-to-risk* measure in the frames of the *Capital Asset Pricing Model (CAPM)* theory. *Mitra (2009)* writes: “The *Sharpe Ratio S*, invented by *Sharpe (1966)*, is based on *MPT’s* risk measure (variance):

$$S = \frac{R_p - R_f}{\sigma_p}$$

where σ_p is the portfolio return’s standard deviation.

The *Sharpe ratio* can be interpreted as “(Return - Risk-free rate)/risk” since *Sharpe* considers standard deviation to be a risk measure. The *Sharpe ratio* provides a portfolio risk measure in terms of the quality of the portfolio’s return at its given level of risk. A discussion on the *Sharpe ratio* can be found at *Sharpe’s website* (www.stanford.edu/wfsharpe/).

In the *investment portfolio* analysis, the *investment portfolio* that maximizes the *Sharpe ratio* is also the ***tangency portfolio*** on the *efficient frontier* from the *mutual fund theorem* in Sharpe, Alexander, Bailey (1999). The maximum *Sharpe ratio investment portfolio* is situated on the *efficient frontier* in Fig. 2. Hassine, Roncalli (2013) continue to explain: “One of the difficulties faced when computing the *tangency portfolio* is that of precisely defining the vector of expected returns of the risky assets and the corresponding covariance matrix of returns. In 1964, Sharpe developed the *CAPM theory* and highlighted the relationship between the *risk premium* of the asset (the difference between the expected return and the risk-free rate) and its *beta* (the systematic risk with respect to the tangency portfolio). Assuming that the market is at equilibrium, he showed that the prices of assets are such that the *tangency portfolio* is the *market portfolio*, which is composed of all risky assets in proportion to their market capitalization. That is why we use the terms, *tangency portfolio* and *market portfolio* indiscriminately nowadays.”

Mitra (2009) writes: “Fung and Hsieh in (2000b) and (1999b) use ***a modified version of the Sharpe ratio*** to rank hedge fund performance so to specifically cater for hedge fund return distributions. This is simply the *Sharpe ratio* without subtracting the risk free rate from the numerator:

$$\mathbf{Modified\ Sharpe\ Ratio} = \frac{\mathbf{R}_p}{\sigma_p}.$$

“Jensen (1968) introduced a measure of risk-adjusted performance, the so-called “Jensen’s alpha,” which is essentially the intercept of a regression of excess returns on risk factors, such as the Fama-French three factors,” in *Economic Sciences Prize Committee of the Royal Swedish Academy of Sciences (2013)*. Mitra (2009) also explains the true meanings of the *Jensen’s Alpha* and *Treynor ratio*: “Based on *CAPM*, Jensen formulated a portfolio risk measure to quantify portfolio returns above that predicted by *CAPM* called α :

$$\alpha = \mathbf{R}_p - \left[\mathbf{R}_f + \beta_p \left(\mathbf{R}_m - \mathbf{R}_f \right) \right].$$

One can interpret α as a measure of “excess returns” or portfolio manager’s investment ability or i.e. “beating the market”.

The ***Treynor ratio*** is a lesser well known portfolio ratio measure, similar to the *Sharpe ratio*, but assesses portfolio performance on a *CAPM* model basis:

$$\mathbf{Treynor\ Ratio} = \frac{\mathbf{R}_p - \mathbf{R}_f}{\beta_p}$$

Like the *Sharpe ratio*, the *Treynor ratio* can be interpreted as the "quality" of portfolio return for the given level of risk but risk measured on a *CAPM* theory basis."

In addition to the single factor *CAPM* theoretical model, *Fama, French (1993)* proposed the ***Fama, French Three Factor Model***, suggesting to consider the two new factors: 1) the *book-to-market value* and 2) the *price-earnings ratio* for the listed companies, aiming to predict the expected returns. "New factors – in particular the *book-to-market value* and the *price-earnings ratio* – have been demonstrated to add significantly to the prior understanding of returns based on the standard *CAPM*," stated in *Economic Sciences Prize Committee of the Royal Swedish Academy of Sciences (2013)*. *Mitra (2009)* comments on the *Three Factor Model* by *Fama, French*: "The *CAPM* model is a single factor model that compares a portfolio with the market as a whole. *Fama and French* modified this model in (1993) to take into account 2 empirical observations about asset classes that tend to have higher returns:

- small sized companies;
- value stocks (companies with high book to market value).

Having a higher return implies a higher risk premium associated with them. The 3 factor model accounts for these higher premiums with the following equation:

$$R_{\alpha} = R_f + \beta_{p1} (R_m - R_f) + \beta_{p2} SMB + \beta_{p3} HML + \varepsilon,$$

where

- *SMB* is the difference in return for small and large sized companies;
- *HML* is the difference in return for high book to market value and low book to market value companies;
- β_{p1} , β_{p2} , β_{p3} are regression gradients (slopes).

Essentially *the three factor model* is a multiple linear regression equation. *Jagadeesh and Titman* in (1993) modify the *CAPM* model by adding a momentum to account for return. *Fung and Hsieh* in [2004] apply both these models to long/short equity *Hedge Funds*, giving regression results."

Let us discuss the ***Sharpe's Asset Class Factor Model***. *Mitra (2009)* writes: "Sharpe in (1992) invented an asset factor model for risk measurement of *Mutual Funds* but *Fung and Hsieh* in (1997) have applied it to *Hedge Funds*. This model essentially suggests that most *Mutual Fund* performances can be replicated by a small number of major asset classes e.g. large

capitalisation growth stocks, large capitalization value stocks, small capitalisation stocks etc... .

Using *Fung and Hsieh (1997)* notation *Sharpe's model* is:

$$R_p = \sum_k w_k F_k + \epsilon,$$

subject to

- $w_k = \sum_j x_j \lambda_j;$

- $\epsilon = \sum_j x_j \epsilon_j;$

where

- j is the asset class;
- k is the total number of asset classes;
- x_j is the weighting of asset class j ;
- λ_j is the factor loading for asset j (change in fund return/change in asset j return);
- ϵ_j is the error term for asset j

Thus *Hedge Fund* return is a weighted average of a small number of asset classes, rather than a weighted average of a large number of individual asset returns as in *MPT*.”

In the practical case of the *risk management*, the risk can be mitigated, going from *the principles of diversification, hedging and risk measurements*, by the financial practitioners. The actual *risk management concept* is reflected in the *Economic Capital* and *Credit Modeling* theories, and the *risk* and *return* are taken to the account during the calculation of the *Cos of Capital* in *Ideas At Work (2006)*, *Ledenyov D O*, *Ledenyov V O (2012d)*:

1. Cost of Capital is calculated using the *Weighted Average Cost of Capital (WACC)* model, which includes the following financial variables and ratios: *Levered Beta*, *Debt/Total Capitalization*, *Tax Rate*, *Unlevered Beta*, *Targeted Capital Structure*, *Risk Free Rate*, *Market Risk Premium*, *Spread over Risk Free Rate*. The *Weighted Average Cost of Capital (WACC)* is the weighted average of the marginal costs of all sources of capital. The formula for estimating WACC is as follows in *Schnoor (2006)*:

$$WACC = K_d(1-T)D/V + K_e E/V + K_p P/V$$

where:

- K_d = the *pre-Tax Cost of Debt*;
- T = the *Marginal Tax Rate* of the entity being valued;

- D/V = the Long-term target *Net Debt to Total Capitalization*;
- K_e = the market-determined *Cost of Equity Capital*;
- E/V = the Long-term target *Market Value of Equity to Total Capitalization*;
- K_p = the *Cost of Traditional Preferred Stock*;
- P/V = the Long-term target *Market Value of Preferred Stock to Total Capitalization*.

2. **Cost of Equity** is calculated using the *Capital Asset Pricing Model (CAPM)*, which includes the following financial variables and ratios: *Beta = Firm Specific Risk / Market Risk*, *Cost of Equity = Risk Free Rate + Beta*, *Multifactor Models of Asset Returns*. In CAPM theory in Jarrow (1988), Lintner (1965), Sharpe (1964), Sharpe, Alexander, Bailey (1999), the **beta is a measure of risk**: a measure of stock price volatility relative to the overall benchmark market index. The **beta** changes from 0 to 2 (beta=0, risk=0; beta=1, then risk=average market risk (a stock moves up or down in the same proportion as the overall market); beta=2, then risk=well above average market risk). The company's *Cost of Equity, K_e* , is calculated using the **Capital Asset Pricing Model (CAPM)** in Schnoor (2006):

$$K_e = R_f + \beta^* \left(\text{market risk premium} \right)$$

where:

- K_e = the market-determined *Cost of Equity Capital*;
- R_f = the *Risk Free Rate*;
- β = the company's *beta*. The **beta** is a measure of stock price volatility relative to the overall benchmark market index. In other words, the **beta** is the price volatility of a financial instrument relative to the price volatility of a market or index as a whole. Beta is most commonly used with respect to equities. A high-beta instrument is riskier than a low-beta instrument. If a stock moves up or down in the same proportion as the overall market, it has a *Beta* of 1.0. A stock with *Beta* of 1.2 is considered riskier than the overall market. Higgins (2007) states that the **beta** can also be considered as an angle of incline:

$$\beta = \frac{P_{jm} y_i}{y_m}$$

where:

- P_{jm} is the non-diversified risk.

There are many categories of risk, which have to be considered by the hedge funds and other financial institutions in the frames of the *Basel III capital requirements* in *Basel Committee on Banking Supervision (2006, 2009)*, *Bernanke (2009a, b, c, d, e)*, *Ledenyov V O, Ledenyov D*

O (2012d): 1) *Market Risk*; 2) *Credit Risk*; 3) *Operational Risk*; 4) *Rollover Risk*; 5) *Transaction risk*; 6) *Foreign exchange risk*; 7) *Interest rates risk*; 8) *liquidity risk*; 9) *Reputation risk*; 10) *Emerging markets risk*; 11) *Environmental risk*; 12) *Geopolitical risk*. Let us consider the appropriate modern approaches to model the volatility and evaluate *the market risk*. The *Autoregressive Conditional Heteroskedasticity (ARCH)* model in Engle (1982a, 2003) is used in the field of statistical modeling of volatility in Barone-Adesi, Giannopoulos, Vosper (1999); McNeil, Frey (2000). The ARCH enables to model the financial and economic variables, such as the interest rates and equity prices, by performing the *Monte Carlo simulation*, using the stochastic differential equations (SDE). The *Generalized Autoregressive Conditional Heteroskedasticity (GARCH)* performs the modeling over the big window of sequential events, using the **weighted averages** and giving more weight to the recent events and less weight to the distant events in Bollerslev (1986). Engle (2003) emphasized that the GARCH model presents the *theory of dynamic volatilities*. The GARCH volatility is proportional to the *Value at Risk (VaR)*. Manganelli, Engle (2001) write: “The most prominent of these risks in trading is *market risk*, since it reflects the potential economic loss caused by the decrease in the market value of a portfolio. *Value at Risk (VaR) has become the standard measure that financial analysts use to quantify this risk. It is defined as the maximum potential loss in value of a portfolio of financial instruments with a given probability over a certain horizon*. In simpler words, it is a number that indicates how much a financial institution can lose with probability q over a given time horizon. The great popularity that this instrument has achieved among financial practitioners is essentially due to its conceptual simplicity: *VaR* reduces the (market) risk associated with any portfolio to just one number, that is the loss associated with a given probability.” Manganelli, Engle (2001) continue to explain: “While *VaR* is a very easy and intuitive concept, its measurement is a very challenging statistical problem. Although the existing models for calculating *VaR* employ different methodologies, they all follow a common general structure, which can be summarized in three points:

- 1) Mark-to-market the portfolio,
- 2) Estimate the distribution of portfolio returns,
- 3) Compute the *VaR* of the portfolio.

The main differences among *VaR* methods are related to point 2, that is the way they address the problem of how to estimate the possible changes in the value of the portfolio. *CAViaR* models skip the estimation of the distribution issue, as they allow computing directly the quantile of the distribution. We will classify the existing models into three broad categories:

1) **Parametric:** (*RiskMetrics* and *GARCH*: the variance is computed using an *Exponentially Weighted Moving Average*, which correspond to an *Integrated GARCH model*:

$$\sigma_t^2 = \lambda \sigma_{t-1}^2 + (1 - \lambda) y_{t-1}^2$$

with λ usually set equal to 0.94 or 0.97. *RiskMetrics* also assumes that standardized residuals are normally distributed);

2) **Nonparametric** (*Historical Simulation* and *Hybrid model: Historical Simulation* is based on the concept of *rolling windows*. First, one needs to choose a window of observations, that generally ranges from 6 months to two years. Then, portfolio returns within this window are sorted in ascending order and the θ -quantile of interest is given by the return that leaves θ % of the observations on its left side and $(1-\theta)$ % on its right side. If such a number falls between two consecutive returns, then some interpolation rule is applied. To compute the *VaR* the following day, the whole window is moved forward by one observation and the entire procedure is repeated.);

3) **Semiparametric:** (*Extreme Value Theory*, *CAViaR* and *quasi-maximum likelihood GARCH*: (*EVT* seems to be a very general approach to tail estimation. The main strength is that the use of a *GEV* distribution to parameterize the tail doesn't seem to be a very restrictive assumption, as it covers most of the commonly used distributions. On the other hand, there are several problems that need to be considered. The *Conditional Autoregressive Value at Risk*, or *CAViaR* model was introduced by *Engle and Manganelli (1999)*. The basic intuition is to model directly the evolution of the quantile over time, rather than the whole distribution of portfolio returns. *Engle and Manganelli (1999)*, at the end of section 9, suggest computing the *VaR* of a portfolio by first fitting a *QML GARCH* and then multiplying the empirical quantile of the standardized residuals by the square root of the estimated variance. This estimation method is a mix of a *GARCH* fitted to portfolio returns and historical simulation applied to the standardized residuals.).”

Mitra (2009) adds: “*VaR* (value at risk) was invented by *JP Morgan* in 1994 as a general risk management tool and has now become the industry standard for risk. It has become a popular and important risk measure primarily because of the *Basel Committee*, who standardize international banking regulations and practices. *Gupta and Liang* in (2005) applied *VaR* to *Hedge Funds*, specifically for assessing a *Hedge Fund's* sufficient capital adequacy.

VaR tells us in monetary terms how much one's portfolio can expect to lose, for a given cumulative probability and for a given time horizon. For example, for a cumulative probability

of 99% over a period of 1 day, the *VaR* amount would tell us the amount by which one would expect the portfolio to lose e.g. \$100.

VaR can be calculated by simulation using historical data or some mathematical formula. *VaR* can also be calculated by the “variance-covariance method” (also known as *the delta-normal method*) but makes unrealistic assumptions about portfolio returns e.g. returns are normally distributed.”

More information on the *GARCH* volatility modeling, which is proportional to the *VaR*, including some other related research topics can be found in Engle, *Ta-Chung Liu* (1972), Engle (1974, 1976, 1978, 1980, 1982a, b, 1983, 1988, 1990, 1994, 1995, 2000, 2001a, b, 2002a, b, 2003, 2004a, b, 2006a, b, 2011, 2012), Engle, *Foley* (1975), Engle, *Gardner* (1976), Engle, *Watson* (1983), Engle, *Granger, Kraft* (1984), Engle, *Hendry, Trumble* (1985), Engle, *Lilien, Watson* (1985), *Watson, Engle* (1985), *Bollerslev, Engle, Nelson* (1986), Engle, *Yoo* (1987), Engle, *Granger* (1987), Engle, *Lilien, Robins* (1987), *Bollerslev, Engle, Wooldridge* (1988), Engle, *Ito, Lin* (1990), Engle, *Ng, Rothschild* (1990), Engle, *Granger editors* (1991), Engle, *Gonzalez-Rivera* (1991), *Chou, Engle, Kane* (1992), *Ng, Engle, Rothschild* (1992), Engle, *Navarro, Carson* (1992), Engle, *Mustafa* (1992), *Ding, Granger, Engle* (1993), Engle, *Ng* (1993), Engle, *Hendry* (1993), Engle, *Kozicki* (1993), *Vahid, Engle* (1993), Engle, *Susmel* (1993), Engle, *Ng* (1993), *Susmel, Engle* (1994), *Lin, Engle, Ito* (1994), Engle, *Kroner* (1995), Engle, *Issler* (1995), Engle, *Russell* (1997), *Vahid, Engle* (1997), Engle, *Russell* (1998), *Burns, Engle, Mezrich* (1998), Engle, *White editors* (1999), Engle, *Smith* (1999), *Alfonso, Engle* (2000), Engle, *Lange* (2001), Engle, *Patton* (2001), *Manganelli, Engle* (2001), Engle, *Ishida* (2002), *Rosenberg, Engle* (2002), Engle, *Lunde* (2003), Engle, *Manganelli* (2004), Engle, *Patton* (2004), *Russell, Engle* (2005), *Cappiello, Engle, Sheppard* (2006), Engle, *Gallo* (2006), *Diebold, Engle, Favero, Gallo, Schorfheide* (2006), Engle, *Marcucci* (2006), Engle, *Colacito* (2006), *Barone-Adesi, Engle, Mancini* (2007), Engle, *Rangel* (2008), *Easley, Engle, O'Hara, Wu* (2008), *Giovanni, Engle, Mancini* (2008), *Bali, Engle* (2010), *Colacito, Engle, Ghysels* (2011), Engle, *Kelly* (2012), Engle, *Gallo, Velucchi* (2012), *Acharya, Engle, Richardson* (2012), *Rangel, Engle* (2012), Engle, *Ghysels, Sohn* (2013), *Bollerslev* (1986), *Bollerslev, Russell, Watson* (2010).

We have learned that there is a dependence of the expected return of the investments on the various risk factors. However, the perfectly optimized investment portfolio from the risk point of view can be inherently unstable from the stability point of view in Fig. 3.

Therefore, aiming to optimize the investment portfolio and make it stable, *Ledenyov D O, Ledenyov V O* (2013a) proposed the *Ledenyov investment portfolio theorem*: “**The investment portfolio is stable in the case, when any pair of randomly selected assets from the investment**

portfolio is stable, satisfying the Lyapunov stability criteria; namely the two randomly selected assets must have the two close trajectories at the start and continue to have the two close trajectories always.” The *Ledenyov investment portfolio theorem* was formulated, using the important research results in *the science of chaos* in *Kolmogorov (1931, 1938, 1940, 1941, 1959, 1985, 1986)*, *Kolmogorov, Petrovsky, Piskunov (1937)*, *Alexandrov, Khinchin (1953)*, and in *Sharkovsky (1964, 1965)*, *Sharkovsky, Maistrenko, Romanenko (1986)*.

In addition, *Ledenyov D O, Ledenyov V O (2013a)* suggested a quite interesting theoretical proposition: “*We propose to use the dynamic regimes modeling on the bifurcation diagram, based on the dynamic chaos theory, with the purpose to make the accurate characterization of the dynamic properties of the combining risky investments in the investment portfolio, namely to precisely characterize the stability of investment portfolio.*” For example, *Shiryayev (1998a, b)* reviewed the *nonlinear chaotic models*, highlighting a well known fact that the *diffusion-type financial systems* can be characterized as the *chaotic diffusion-type financial systems* or the *deterministic nonlinear diffusion-type financial systems*.

Shiryayev (1998a, b) considers the *nonlinear dynamic diffusion-type financial system*, described by the *logistic equation*

$$x_n = \lambda x_{n-1} (1 - x_{n-1}), \quad n \geq 1, \quad 0 < x_0 < 1,$$

where the *nonlinear dynamic diffusion-type financial system* has a number of the stable and unstable states at the increase of parameter λ , resulting in the transition to the chaos state at the parameter $\lambda=3,6$.

Shiryayev (1998) notes that the below expression is true in the case of all the parabolic systems, where $F = 4.669201$ is the *Feigenbaum number*

$$\frac{\lambda_k - \lambda_{k-1}}{\lambda_{k+1} - \lambda_k} \rightarrow F, \quad k \rightarrow \infty.$$

Fig. 3 shows the 3D bifurcation diagram for the accurate characterization of dynamic properties of the combining risky investments in an investment portfolio in the nonlinear dynamic financial system (after *Ledenyov D O, Ledenyov V O (2013a)*).

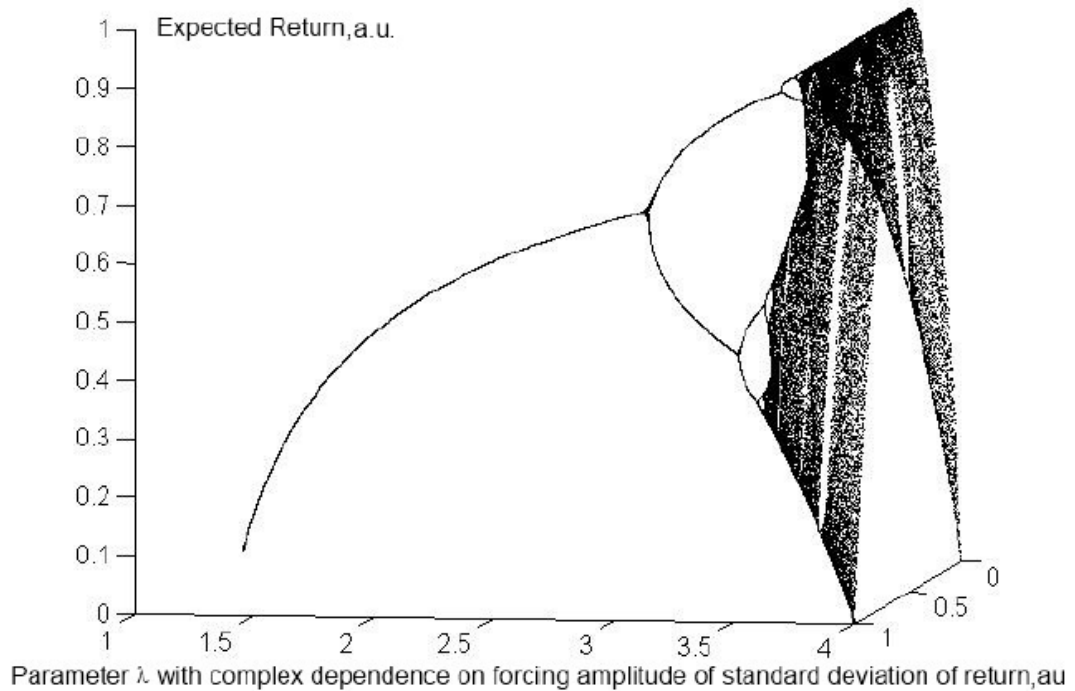


Fig. 3. 3D Bifurcation diagram for accurate characterization of dynamic properties of combining risky investments in investment portfolio in nonlinear dynamic financial system (after Ledenyov D O, Ledenyov V O (2013a)).

The *investment portfolio* together with the *asset classes* have also been researched in *Bachelier L (1900), Cowles (1933), Markowitz (1952, 1956, 1959, 1987), Lintner (1956, 1965), Tobin (1958), Osborne (1959), Alexander (1961), Shiryayev (1961, 1963, 1964, 1965, 1967, 1978, 1998a, b, 2002, 2008a, b, 2010), Grigelionis, Shiryayev (1966), Graversen, Peskir, Shiryayev (2001), Kallsen, Shiryayev (2001, 2002), Jacod, Shiryayev (2003), Peskir, Shiryayev (2006), Feinberg, Shiryayev (2006), du Toit, Peskir, Shiryayev (2007), Eberlein, Papapantoleon, Shiryayev (2008, 2009), Shiryayev, Zryumov (2009), Shiryayev, Novikov (2009), Gapeev, Shiryayev (2010), Karatzas, Shiryayev, Shkolnikov (2011), Shiryayev, Zhitlukhin (2012), Zhitlukhin, Shiryayev (2012), Feinberg, Mandava, Shiryayev (2013), Cootner (1962, 1964), Mandelbrot (1963), Fama (1963, 1965, 1970, 1976, 1984, 1991, 1998), Fama, Blume (1966), Fama, Fisher, Jensen, Roll (1969), Fama, MacBeth (1973), Fama, Schwert (1977), Fama, Bliss (1987), Fama, French (1988a, b, 1989, 1992, 1993, 1995, 1996, 1998, 2004, 2010), Davis, Fama, French (2000), Fama, Litterman (2012), Sharpe (1964, 1965, 1966, 1968, 1992, 1994), Sharpe, Alexander, Bailey (1999), Samuelson (1965), Treynor (1965), Mossin (1966), Jensen (1968), Merton (1969, 1970, 1971, 1972, 1973a, 1973b, 1977a, 1977b, 1982, 1983a, 1983b, 1990, 1992, 1993a, 1993b, 1994,*

1995a, 1995b, 1997, 1998, 1999, 2001), Black, Jensen, Scholes (1972), Black, Scholes (1973), Fischer (1977a, b), Shiller (1979, 1981a, b, 1982, 1984, 1987, 1988, 1989, 2000, 2008), Shiller, Campbell, Schoenholtz (1983), Shiller, Perron (1985), Shiller, Pound (1989), Hansen, Sargent (1980), Hansen, Hodrick (1980), Hansen (1982, 1985), Hansen, Singleton (1982, 1983, 1984), Hansen, Richard (1987), Hansen, Heaton, Ogaki (1988), Hansen, Jagannathan (1991, 1997), Hansen, Scheinkman (1995), Hansen, Heaton, Yaron (1996), Hansen, Sargent (2001), Hansen, West (2002), Hansen, Heaton, Li (2008), Hansen, Sargent (2008), Engle, Ta-Chung Liu (1972), Engle (1974, 1976, 1978, 1980, 1982a, b, 1983, 1988, 1990, 1994, 1995, 2000, 2001a, b, 2002a, b, 2003, 2004a, b, 2006a, b, 2011, 2012), Engle, Foley (1975), Engle, Gardner (1976), Engle, Watson (1983), Engle, Granger, Kraft (1984), Engle, Hendry, Trumble (1985), Engle, Lilien, Watson (1985), Watson, Engle (1985), Bollerslev, Engle, Nelson (1986), Engle, Yoo (1987), Engle, Granger (1987), Engle, Lilien, Robins (1987), Bollerslev, Engle, Wooldridge (1988), Engle, Ito, Lin (1990), Engle, Ng, Rothschild (1990), Engle, Granger editors (1991), Engle, Gonzalez-Rivera (1991), Chou, Engle, Kane (1992), Ng, Engle, Rothschild (1992), Engle, Navarro, Carson (1992), Engle, Mustafa (1992), Ding, Granger, Engle (1993), Engle, Ng (1993), Engle, Hendry (1993), Engle, Kozicki (1993), Vahid, Engle (1993), Engle, Susmel (1993), Engle, Ng (1993), Susmel, Engle (1994), Lin, Engle, Ito (1994), Engle, Kroner (1995), Engle, Issler (1995), Engle, Russell (1997), Vahid, Engle (1997), Engle, Russell (1998), Burns, Engle, Mezrich (1998), Engle, White editors (1999), Engle, Smith (1999), Alfonso, Engle (2000), Engle, Lange (2001), Engle, Patton (2001), Manganelli, Engle (2001), Engle, Ishida (2002), Rosenberg, Engle (2002), Engle, Lunde (2003), Engle, Manganelli (2004), Engle, Patton (2004), Russell, Engle (2005), Cappiello, Engle, Sheppard (2006), Engle, Gallo (2006), Diebold, Engle, Favero, Gallo, Schorfheide (2006), Engle, Marcucci (2006), Engle, Colacito (2006), Barone-Adesi, Engle, Mancini (2007), Engle, Rangel (2008), Easley, Engle, O'Hara, Wu (2008), Giovanni, Engle, Mancini (2008), Bali, Engle (2010), Colacito, Engle, Ghysels (2011), Engle, Kelly (2012), Engle, Gallo, Velucchi (2012), Acharya, Engle, Richardson (2012), Rangel, Engle (2012), Engle, Ghysels, Sohn (2013), Bollerslev (1986), Bollerslev, Russell, Watson (2010), Campbell (1987, 1993), Campbell, Cochrane (1999), Campbell, Polk, Vuolteenaho (2009), Campbell, Shiller (1987), Campbell, Shiller (1988a, b), Campbell, Shiller (1991), Campbell, Vuolteenaho (2004), Campbell, Giglio, Polk, Turley (2012), Jegadeesh, Titman (1993), Barone-Adesi, Giannopoulos, Vosper (1999), Cochrane (2001), Abreu, Brunnermeier (2002), Brunnermeier, Nagel (2004), Brunnermeier (2009), Brunnermeier, Pedersen (2009), Jorion (2003), Hull (2005-2006, 2010, 2012), Schnoor (2005-2006), Schnoor (2006), Scherer (2007), Hassine, Roncalli (2013), Ledenyov D O, Ledenyov V O (2013a, e, f).

Hedge fund definition, organization structures and characteristics, optimal investment portfolio strategies and risk assessment models for investing in global capital markets in presence of nonlinearities

*The hedge fund can be described as an unregulated or loosely regulated fund which can freely use various active investment strategies to achieve positive absolute returns in Mitra (2009). “According to Fung (1999a), the first ever Hedge Fund was formed by Albert Winslow Jones in 1949, so called as **the main investment strategy was to take hedged equity investments**. By hedging (the act of removing risk in some investment by taking an investment in another (typically related) investment) Winslow was able to eliminate some market risks” as stated in Mitra (2009).*

Let us discuss the problem of the *investment returns* computing by the *hedge funds*. Freed, McMillan (2011) state: “At the most general level then, *hedge fund returns* comprise some idiosyncratic returns, some known and measurable returns, and some other “stuff” that in a linear regression of hedge fund returns and risk factors appears as statistical noise.” Freed, McMillan (2011) write: “For a single *hedge fund*, we may describe this more formally as

$$R^f = \alpha^f + B^f X_T + \epsilon^f ,$$

where

$$B^f = [\beta_1^f, \beta_2^f, \dots, \beta_n^f] ,$$

$$X_T = [X_T^1, X_T^2, \dots, X_T^n] .$$

Takahashi, Yamamoto (2008) write the following formula to evaluate the *hedge fund* return

$$R_i = \alpha_i + \sum_k \beta_{ik} F_k ,$$

where

- R_i is the return of fund i ;
- F_k is the return of factor k ;
- β_{ik} is the exposure of fund i to factor k ;
- α_i is the rest of return R_i .

In the case of the portfolio of hedge funds, the return of the portfolio of hedge funds is

$$\sum_{i=1}^n w_i R_i = \sum_{i=1}^n \alpha_i + \sum (w_1 \beta_{1k} + \dots + w_n \beta_{nk}) F_k,$$

where

- w_i is the weight on fund i .

Gibson, Wang (2010) write the formula for the *hedge fund portfolio return* as

$$\begin{aligned} r_{i,t} &= \alpha_{i,0} + \alpha'_{i,1} z_{t-1} + \beta'_{i,0} f_t + \beta'_{i,1} (f_t \otimes z_{t-1}) + \epsilon_{i,t}, \\ f_t &= \alpha_f + A_f z_{t-1} + \epsilon_{f,t}, \\ z_t &= \alpha_z + A_z z_{t-1} + \epsilon_{z,t}, \end{aligned}$$

where

- $r_{i,t}$ is the return of hedge fund i in excess of riskless rate in month t ;
- z_t is the vector of M business cycle variables observed at the end of month t ;
- f_t is a vector of K zero-cost benchmarks;
- $\beta_{i,0}$ is the fixed component of fund risk loadings;
- $\beta_{i,1}$ is the variable component of fund risk loadings;
- $\epsilon_{i,t}$ is fund-specific event, which is assumed to be uncorrelated across hedge funds and over time, and normally distributed with mean zero and variance Ψ_i .

Gibson, Wang (2010) note that the problem of the *optimal hedge fund investment portfolios formation* can be solved by the optimization of the investment portfolio, namely each investor forms his portfolio by maximizing the conditional expected value of a quadratic utility function

$$U(W_t, R_{p,t+1}, a_t, b_t) = a_t + W_t R_{p,t+1} - \frac{b_t}{2} W_t^2 R_{p,t+1}^2,$$

where

- W_t denotes the time t invested wealth;
- b_t reflects the absolute risk aversion parameter;
- $R_{p,t+1}$ is the realized excess return on the optimal of hedge funds computed as

$$R_{p,t+1} = 1 + r_{ft} + w'_t r_{t+1}$$

where

- r_{ft} being the risk-free interest rate;
- r_{t+1} denoting the vector of excess fund returns;
- w_t denoting the vector of optimal hedge fund allocations.

The optimization problem reduces to the equation

$$w_t^* = \arg \max_{w_t \geq 0} \left\{ w_t' \mu_t - \frac{1}{2(1/\gamma_t - r_{ft})} w_t' \Lambda_t^{-1} w_t \right\},$$

where

- $\gamma_t = (b_t W_t) / (1 - b_t W_t)$ is the relative risk-aversion parameter,
- $\Lambda_t = [\Sigma_t + \mu_t \mu_t'] - I$, with μ_t and Σ_t being respectively mean vector and variance matrix of future hedge fund returns;
- the possibility of leveraging and short selling is excluded when forming optimal hedge funds' portfolios.

Minsky, Obradovic, Tang, Thapar (2009) researched the *Probabilistic Global Search Lausanne (PGSL) algorithm, Multi-level Co-ordinate Search (MCS) algorithm, Matlab Direct Search algorithm, Matlab Simulated Annealing algorithm, Matlab Genetic algorithm* for the portfolio optimization purpose in the case of a *Fund of the Hedge Funds ("FoHF")*.

Let us continue with the statement that the ultimate *hedge fund* goal is to reach as higher investment returns as possible, using the *dynamic and leveraged trading strategies* after accounting for all the types of risks, including the most important *market risk and liquidity risk*, which are present in the *diffusion-type financial system*. The prediction of *hedge fund* performance is a quite complex accounting problem in the finances, which is usually solved with the application of the assets valuation and risk modeling techniques in *Avramov (2004), Avramov, Wermers (2006), Avramov, Chordia (2006), Gibson, Wang (2010)*. However, as we know from the accumulated knowledge base in the finances in *Caporin, Ranaldo, Santucci de Magistris (2011)*: "The common wisdom in the financial literature is that asset prices are barely predictable (e.g. *Fama (1970, 1991)*)." *Eugene Fama, Robert Shiller, Lars Peter Hansen* have proposed the empirical methods to improve our understanding on the determination of asset prices in *Fama (1963, 1965, 1970, 1976, 1984, 1991, 1998), Fama, Blume (1966), Fama, Fisher, Jensen, Roll (1969), Fama, MacBeth (1973), Fama, Schwert (1977), Fama, Bliss (1987), Fama, French (1988a, b, 1989, 1992, 1993, 1995, 1996, 1998, 2004, 2010), Davis, Fama, French (2000), Fama, Litterman (2012), Shiller (1979, 1981a, b, 1982, 1984, 1987, 1988, 1989, 2000, 2008), Shiller, Campbell, Schoenholtz (1983), Shiller, Perron (1985), Shiller, Pound (1989)*,

Hansen, Sargent (1980), Hansen, Hodrick (1980), Hansen (1982, 1985), Hansen, Singleton (1982, 1983, 1984), Hansen, Richard (1987), Hansen, Heaton, Ogaki (1988), Hansen, Jagannathan (1991, 1997), Hansen, Scheinkman (1995), Hansen, Heaton, Yaron (1996), Hansen, Sargent (2001), Hansen, West (2002), Hansen, Heaton, Li (2008), Hansen, Sargent (2008). “We now know that asset prices are very hard to predict over short time horizons, but that they follow movements over longer horizons that, on average, can be forecasted,” stated in *Economic Sciences Prize Committee of the Royal Swedish Academy of Sciences (2013)*. The advanced researches on the estimation of the *hedge fund returns*, depending on the hedge fund’s organizational structures, investment portfolio strategies and possible exposures to some other risk factors have been conducted in *Brown, Harlow, Starks (1996)*, *Brown, Goetzmann, Park (1997)*, *Brown, Goetzmann, Ibbotson (1998)*, *Brown, Goetzmann, Ibbotson (1999)*, *Brown (2001)*, *Brown, Goetzmann, Park (2000, 2001)*, *Brown, Goetzmann (2001)*, *Brown, Goetzmann (2003)*, *Brown, Fraser, Liang (2008)*, *Brown, Goetzmann, Liang, Schwarz (2008)*, *Brown, Goetzmann, Liang, Schwarz (2010)*, *Fung, Hsieh (1997a, b, 1999a, b, 2000a, b, 2001, 2002a, b, c, 2003, 2004a, b, 2006a, b, 2007)*, *Fung, Hsieh, Naik, Ramadorai (2006, 2008)*. The investment returns by the *hedge funds*, depending on the selected strategies over a certain time period, are illustrated in Figs. 4, 5 in *Boyson, Stahel, Stulz (2008)*.

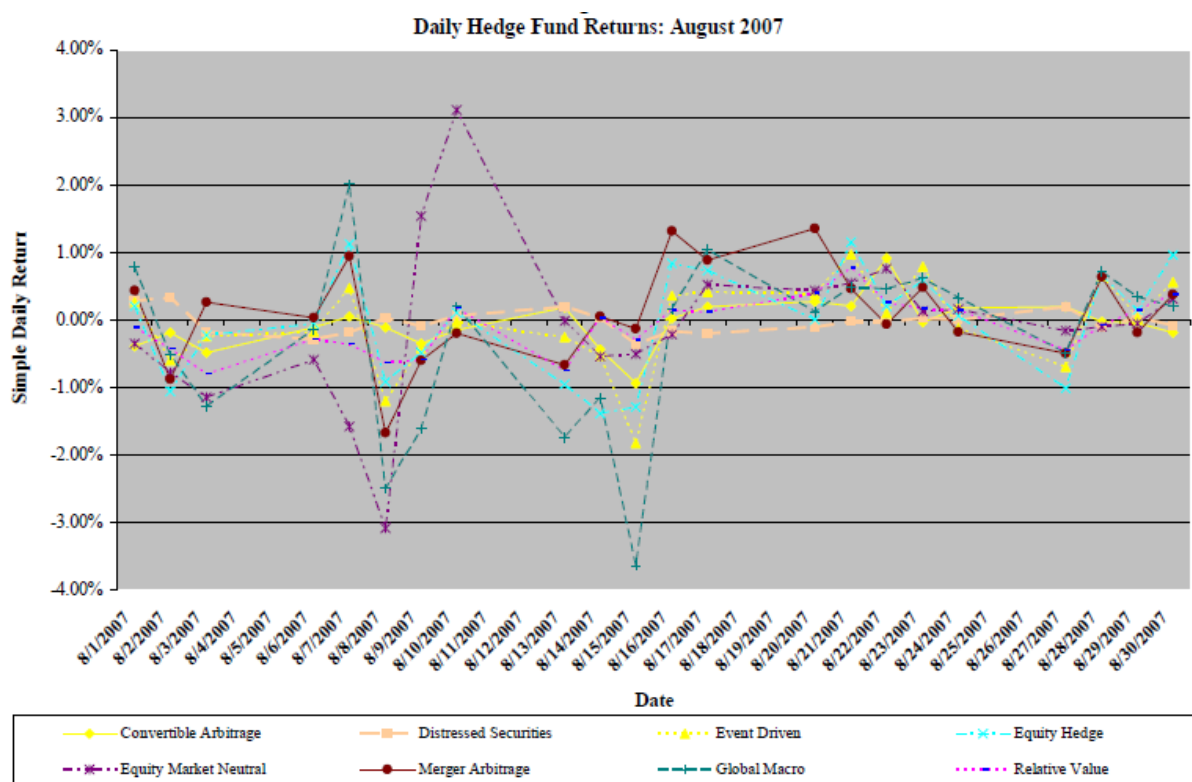


Fig. 4. Daily hedge fund returns (after Boyson, Stahel, Stulz (2008)).

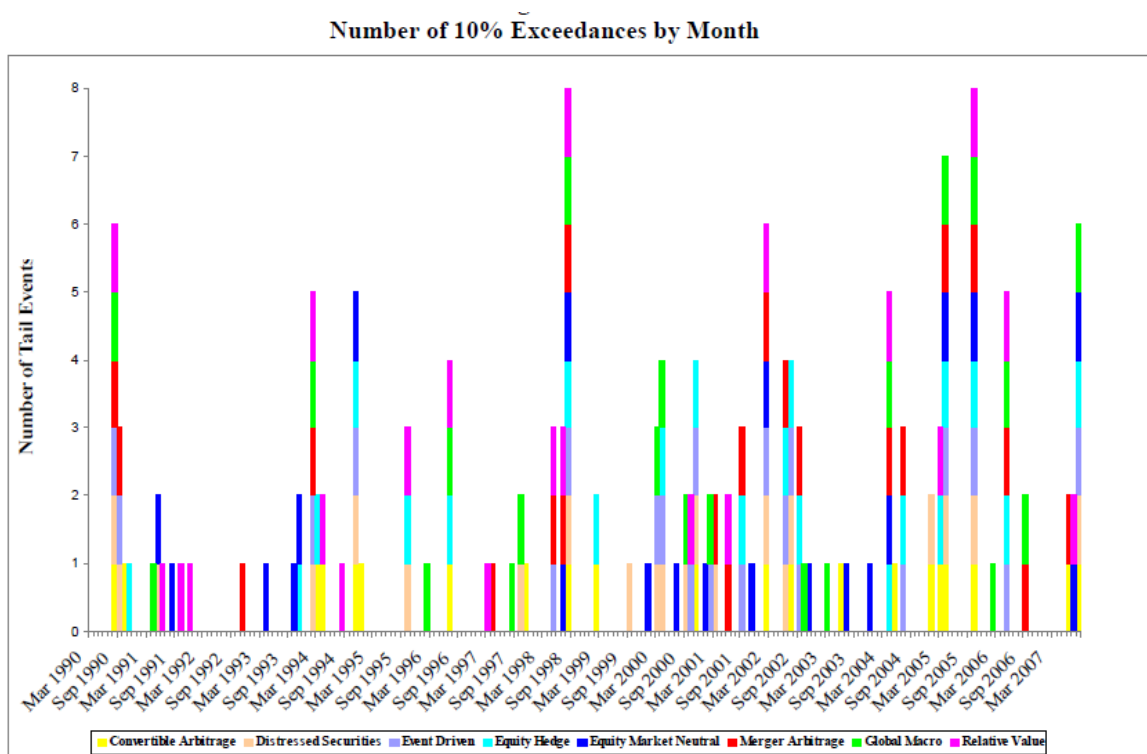


Fig. 5. Number of 10% exceedances by month (after Boyson, Stahel, Stulz (2008)).

Let us discuss the *hedge fund organization structures* in details. Mitra (2009) writes: “*Hedge Funds* typically prefer to concentrate their efforts on the key activity of maximizing investment return, so non-essential operations are outsourced e.g. “back office” functions. Actual trading transactions too are outsourced to “*Prime Brokers*”. *Prime brokers* are banks or securities firms, offering brokerage and other financial services to large institutional clients e.g. *Pension Funds*. It is also worth noting that *Hedge Funds* typically reside “offshore” to take advantage of more favourable tax treatments and regulations.”

Let us review the various *hedge fund organization structures in details* in Figs. 6 – 11 in Cao, Ogden, Tiu (2011):

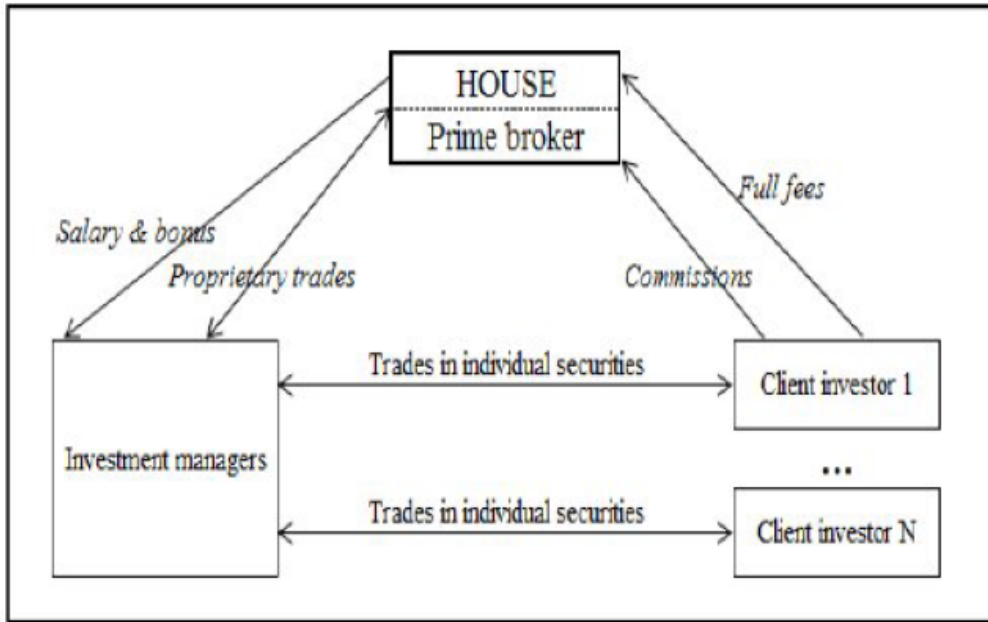


Fig. 6. Traditional investment bank model (after Cao, Ogden, Tiu (2011)).

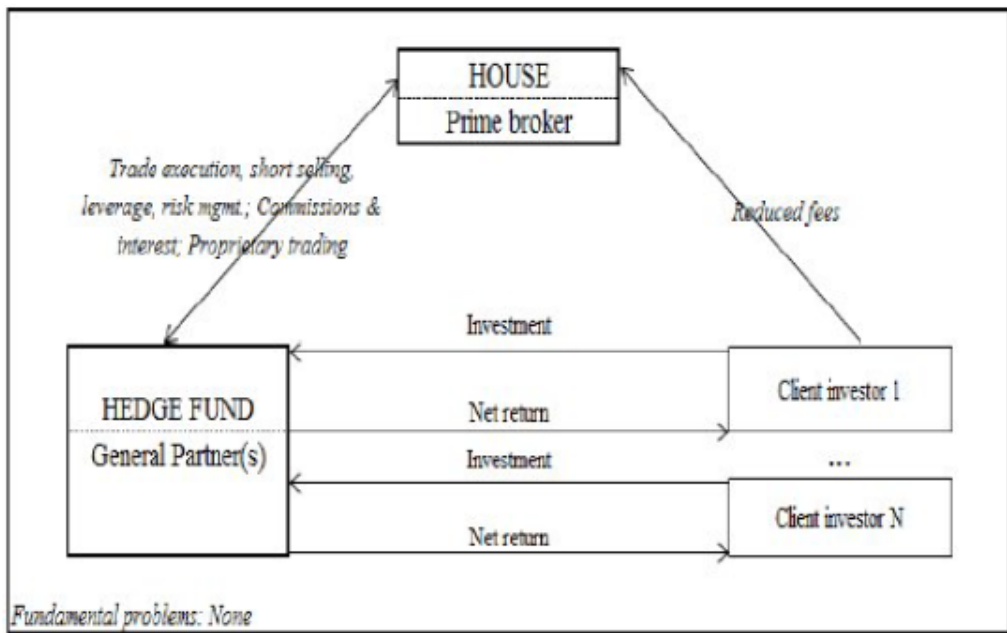


Fig. 7. Inside-only hedge fund model (after Cao, Ogden, Tiu (2011)).

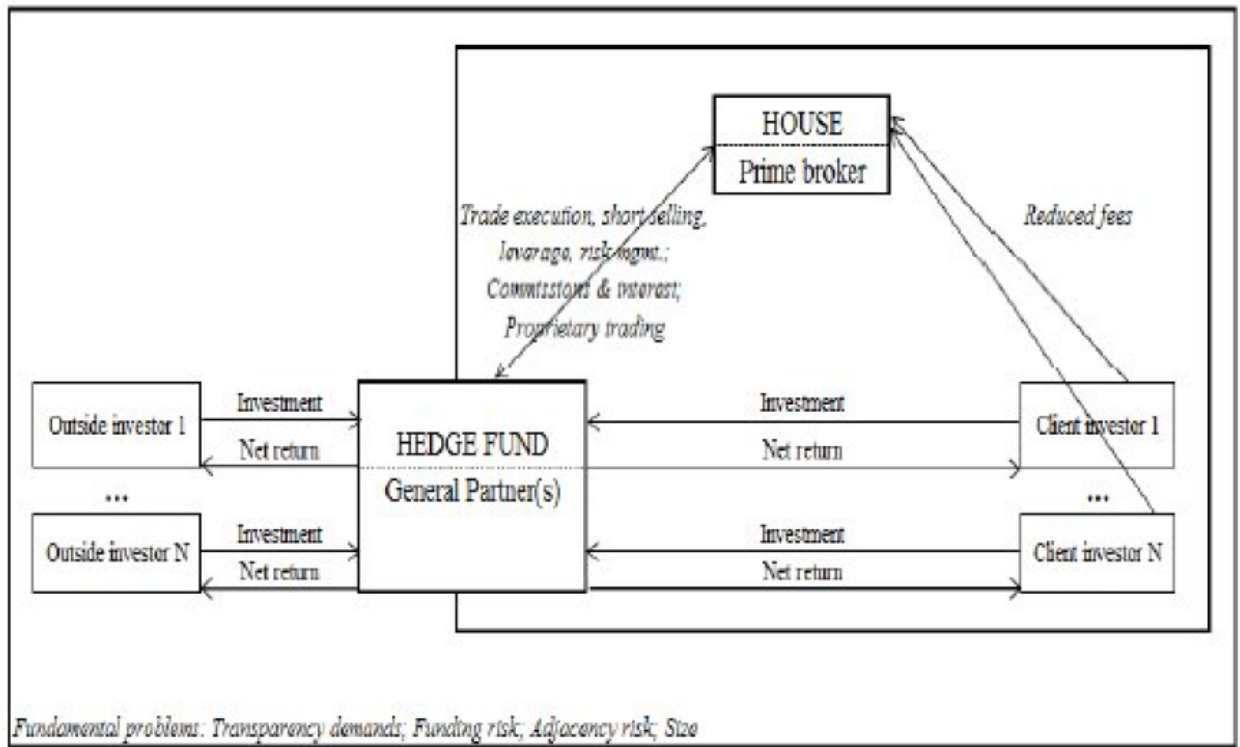


Fig. 8. Straddling hedge fund model (after Cao, Ogden, Tiu (2011)).

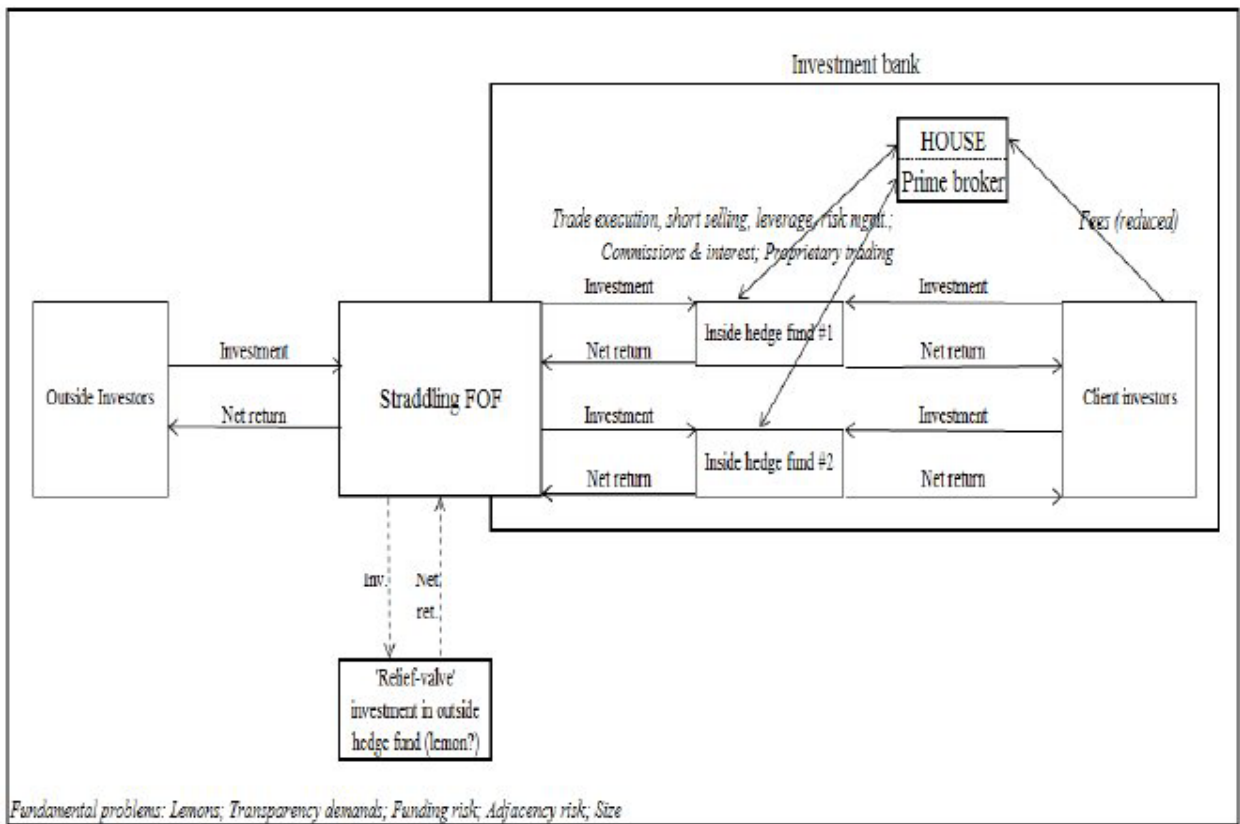


Fig. 9. Straddling “feeder” fund of funds model (after Cao, Ogden, Tiu (2011)).

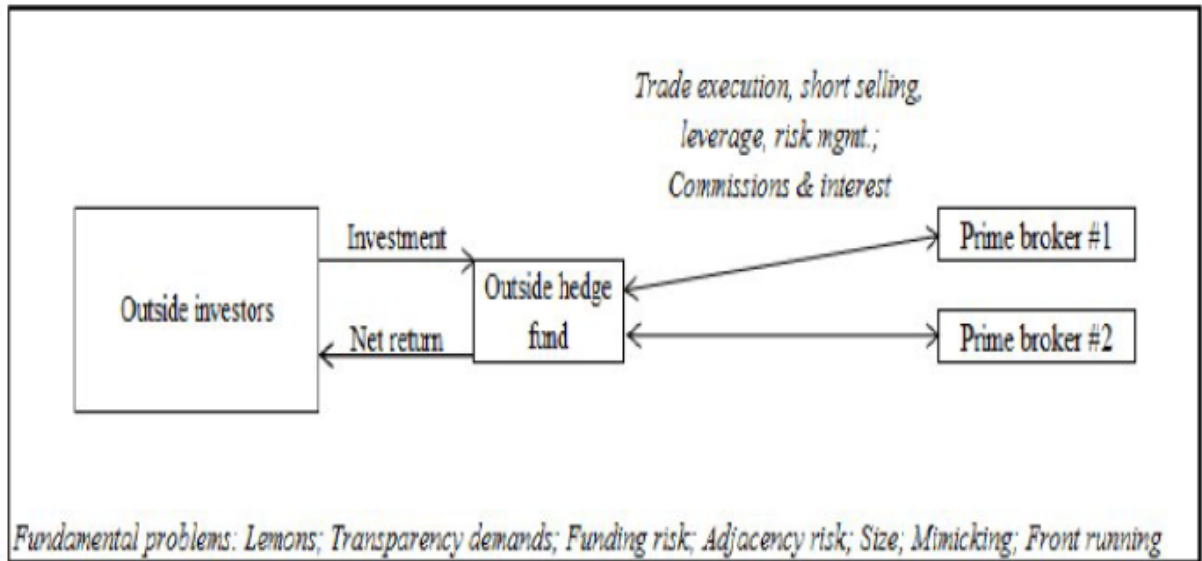


Fig. 10. Stand-alone outside hedge fund model (after Cao, Ogden, Tiu (2011)).

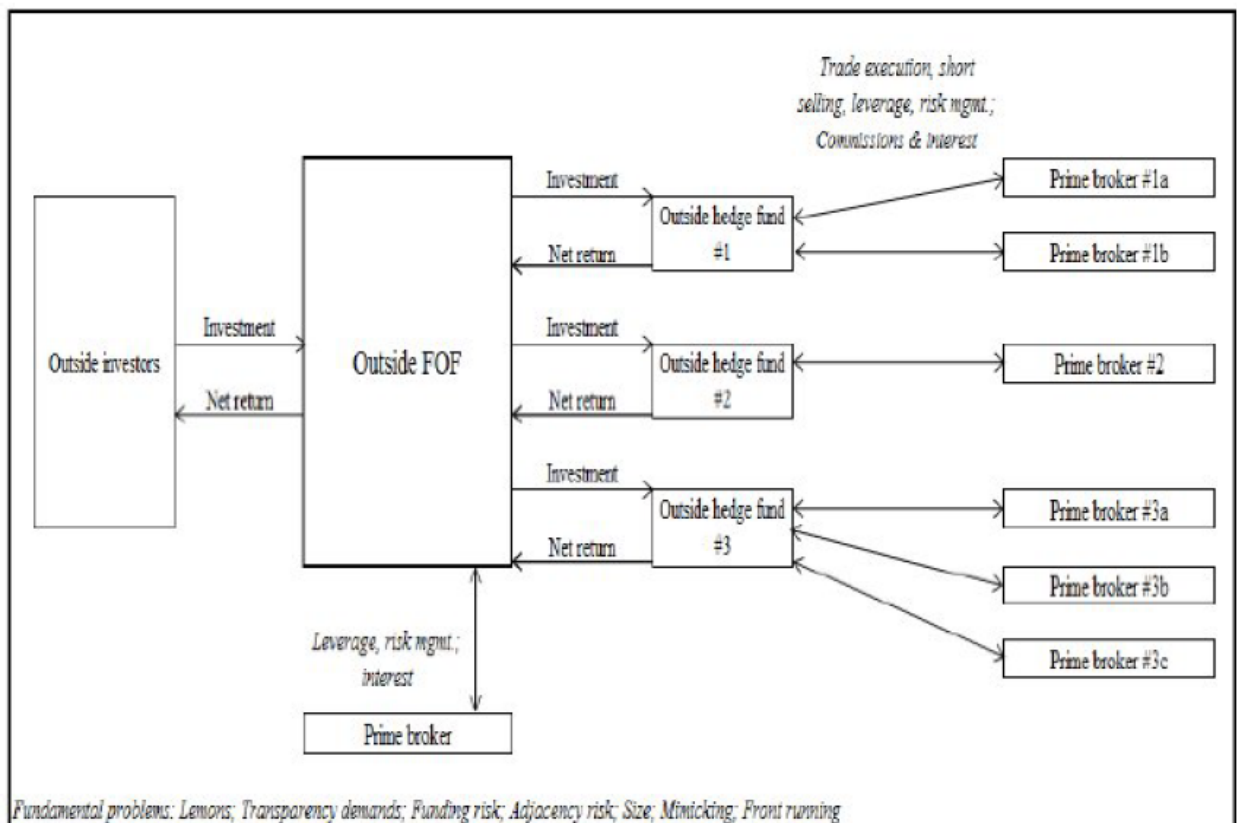


Fig. 11. Outside “feeder” fund of funds model (after Cao, Ogden, Tiu (2011)).

Going to the discussion on *the possible investment portfolio strategies by the hedge funds*, let us clearly identify a main difference between the *hedge funds investment strategies* and the *mutual funds investment strategies*: “**Hedge funds generally using dynamic and leveraged trading strategies**, which is in contrast to *mutual funds* that typically engage in *buy-and-hold strategies*,” as clarified in *Mitra (2009)*.

Boyson, Stahel, Stulz (2008) reviewed *the eight possible investment strategies by the hedge funds*:

1. “**Convertible Arbitrage**: *Convertible Arbitrage* involves taking long positions in convertible securities and hedging those positions by selling short the underlying common stock. A manager will, in an effort to capitalize on relative pricing inefficiencies, purchase long positions in convertible securities, generally convertible bonds, convertible preferred stock or warrants, and hedge a portion of the equity risk by selling short the underlying common stock. Timing may be linked to a specific event relative to the underlying company, or a belief that a relative mispricing exists between the corresponding securities. Convertible securities and warrants are priced as a function of the price of the underlying stock, expected future volatility of returns, risk free interest rates, call provisions, supply and demand for specific issues and, in the case of convertible bonds, the issue-specific corporate/Treasury yield spread. Thus, there is ample room for relative misvaluations.
2. **Distressed Securities**: *Distressed Securities* managers invest in, and may sell short, the securities of companies where the security's price has been, or is expected to be, affected by a distressed situation. *Distressed Securities* managers invest primarily in securities and other obligations of companies that are encountering significant financial or business difficulties, including companies which (i) may be engaged in debt restructuring or other capital transactions of a similar nature while outside the jurisdiction of *Federal bankruptcy law*, (ii) are subject to the provisions of *Federal bankruptcy law* or (iii) are experiencing poor operating results as a result of unfavorable operating conditions, over-leveraged capital structure, catastrophic events, extraordinary write-offs or special competitive or product obsolescence problems. Managers will seek profit opportunities arising from inefficiencies in the market for such securities and other obligations. Negative events, and the subsequent announcement of a proposed restructuring or reorganization to address the problem, may create a severe market imbalance as some holders attempt to sell their positions at a time when few investors are willing to purchase the securities or other obligations of the troubled company. If manager believes that a

market imbalance exists and the securities and other obligations of the troubled company may be purchased at prices below the value of such securities or other obligations under a reorganization or liquidation analysis, the manager may purchase the securities or other obligations of the company. Profits in this sector result from the market's lack of understanding of the true value of the deeply discounted securities. Results are generally not dependent on the direction of the markets, and have a low to moderate expected volatility.

3. **Equity Hedge:** *Equity Hedge*, also known as *long/short equity*, combines core long holdings of equities with short sales of stock or stock index options. *Equity hedge portfolios* may be anywhere from net long to net short depending on market conditions. *Equity hedge managers* generally increase net long exposure in bull markets and decrease net long exposure or even are net short in a bear market. Generally, the short exposure is intended to generate an ongoing positive return in addition to acting as a hedge against a general stock market decline. Stock index put options are also often used as a hedge against market risk. Profits are made when long positions appreciate and stocks sold short depreciate. Conversely, losses are incurred when long positions depreciate and/or the value of stocks sold short appreciates. *Equity hedge managers'* source of return is similar to that of traditional stock pickers on the upside, but they use short selling and hedging to attempt to outperform the market on the downside.
4. **Equity Market Neutral:** *Equity Market Neutral* strategies strive to generate consistent returns in both up and down markets by selecting positions with a total net exposure of zero. *Trading Managers* will hold a large number of long equity positions and an equal, or close to equal, dollar amount of offsetting short positions for a total net exposure close to zero. A zero net exposure is referred to as "dollar neutrality" and is a common characteristic of all equity market neutral managers. By taking long and short positions in equal amounts, the equity market neutral manager seeks to neutralize the effect that a systematic change will have on values of the stock market as a whole. Some, but not all, equity market neutral managers will extend the concept of neutrality to risk factors or characteristics such as beta, industry, sector, investment style and market capitalization. In all equity market neutral portfolios stocks expected to outperform the market are held long, and stocks expected to underperform the market are sold short. Returns are derived from the long/short spread, or the amount by which long positions outperform short positions.

5. **Event Driven:** *Event Driven* investment strategies or "*corporate life cycle investing*" involves investments in opportunities created by significant transactional events, such as spin-offs, mergers and acquisitions, industry consolidations, liquidations, reorganizations, bankruptcies, recapitalizations and share buybacks and other extraordinary corporate transactions. *Event Driven* trading involves attempting to predict the outcome of a particular transaction as well as the optimal time at which to commit capital to it. The uncertainty about the outcome of these events creates investment opportunities for managers who can correctly anticipate their outcomes. As such, *Event Driven trading* embraces merger arbitrage, distressed securities, value-with-a-catalyst, and special situations investing. Some *Event Driven Trading* managers will utilize a core strategy and others will opportunistically make investments across the different types of events. Dedicated merger arbitrage and distressed securities managers are not included in the *Event Driven index*. Instruments include long and short common and preferred stocks, as well as debt securities, warrants, stubs, and options. *Trading Managers* may also utilize derivatives such as index put options or put option spreads, to leverage returns and to hedge out interest rate and/or market risk. The success or failure of this type of strategy usually depends on whether the *Trading Manager* accurately predicts the outcome and timing of the transactional event. *Event Driven Trading Managers* do not rely on market direction for results; however, major market declines, which would cause transactions to be repriced or break, may have a negative impact on the strategy.
6. **Macro:** Macro strategies attempt to identify extreme price valuations in stock markets, interest rates, foreign exchange rates and physical commodities, and make leveraged bets on the anticipated price movements in these markets. To identify extreme price valuations, *Trading Managers* generally employ a top-down global approach that concentrates on forecasting how global macroeconomic and political events affect the valuations of financial instruments. These approaches may be systematic trend following models, or discretionary. The strategy has a broad investment mandate, with the ability to hold positions in practically any market with any instrument. Profits are made by correctly anticipating price movements in global markets and having the flexibility to use any suitable investment approach to take advantage of extreme price valuations. *Trading Managers* may use a focused approach or diversify across approaches. Often, they will pursue a number of base strategies to augment their selective large directional bets.
7. **Merger Arbitrage:** *Merger Arbitrage*, also known as risk arbitrage, involves investing in securities of companies that are the subject of some form of extraordinary corporate

transaction, including acquisition or merger proposals, exchange offers, cash tender offers and leveraged buy-outs. These transactions will generally involve the exchange of securities for cash, other securities or a combination of cash and other securities. Typically, a manager purchases the stock of a company being acquired or merging with another company, and sells short the stock of the acquiring company. A manager engaged in merger arbitrage transactions will derive profit (or loss) by realizing the price differential between the price of the securities purchased and the value ultimately realized when the deal is consummated. The success of this strategy usually is dependent upon the proposed merger, tender offer or exchange offer being consummated. When a tender or exchange offer or a proposal for a merger is publicly announced, the offer price or the value of the securities of the acquiring company to be received is typically greater than the current market price of the securities of the target company. Normally, the stock of an acquisition target appreciates while the acquiring company's stock decreases in value. If a manager determines that it is probable that the transaction will be consummated, it may purchase shares of the target company and in most instances, sell short the stock of the acquiring company. Managers may employ the use of equity options as a low risk alternative to the outright purchase or sale of common stock. Many managers will hedge against market risk by purchasing *S&P* put options or put option spreads.

8. **Relative Value Arbitrage:** *Relative Value Arbitrage* is a multiple investment strategy approach. The overall emphasis is on making "spread trades" which derive returns from the relationship between two related securities rather than from the direction of the market. Generally, *Trading Managers* will take offsetting long and short positions in similar or related securities when their values, which are mathematically or historically interrelated, are temporarily distorted. Profits are derived when the skewed relationship between the securities returns to normal. In addition, relative value managers will decide which relative value strategies offer the best opportunities at any given time and weight that strategy accordingly in their overall portfolio. Relative value strategies may include forms of fixed income arbitrage, including mortgage-backed arbitrage, merger arbitrage, convertible arbitrage, statistical arbitrage, pairs trading, options and warrants trading, capital structure arbitrage, index rebalancing arbitrage and structured discount convertibles (which are more commonly known as *Regulation D* securities) arbitrage.”

Gibson, Wang (2010) created more detailed list *the eleven possible investment strategies by the hedge funds*:

1. **“Convertible Arbitrage:** This strategy is identified by hedge investing in the convertible securities of a company. A typical investment is to be long the convertible bond and short the common stock of the same company. Positions are designed to generate profits from the fixed income security as well as the short sale of stock, while protecting principal from market moves.
2. **Dedicated Short Bias:** Dedicated short sellers were once a robust category of *hedge funds* before the long bull market rendered the strategy difficult to implement. A new category, short biased, has emerged. The strategy is to maintain net short as opposed to pure short exposure. Short bias managers take short positions in mostly equities and derivatives. The short bias of a manager’s portfolio must be constantly greater than zero to be classified in this category.
3. **Emerging Markets:** This strategy involves equity or fixed income investing in emerging markets around the world. Because many emerging markets do not allow short selling, nor offer viable futures or other derivative products with which to hedge, emerging market investing often employs a long-only strategy.
4. **Equity Market Neutral:** This investment strategy is designed to exploit equity market inefficiencies and usually involves being simultaneously long and short matched equity portfolios of the same size within a country. Market neutral portfolios are designed to be either beta or currency neutral, or both. Well designed portfolios typically control for industry, sector, market capitalization, and other exposures. Leverage is often applied to enhance returns.
5. **Event-Driven:** This strategy is defined as equity-oriented investing designed to capture price movement generated by an anticipated corporate event. There are four popular sub-categories in event-driven strategies: risk arbitrage, distressed securities, Regulation D and high yield investing.
6. **Fixed Income Arbitrage:** *The fixed income arbitrageur* aims to profit from price anomalies between related interest rate securities. Most managers trade globally with a goal of generating steady returns with low volatility. This category includes interest rate swap arbitrage, *US* and non-*US* government bond arbitrage, forward yield curve arbitrage, and mortgage-backed securities arbitrage. The mortgage-backed market is primarily *US* based, over-the-counter and particularly complex.
7. **Global Macro:** *Global macro* managers carry long and short positions in any of the world’s major capital or derivative markets. These positions reflect their views on overall market direction as influenced by major economic trends and/or events. The portfolios of

these funds can include stocks, bonds, currencies, and commodities in the form of cash or derivatives instruments. Most funds invest globally in both developed and emerging markets.

8. **Long/Short Equity Hedge:** This directional strategy involves equity-oriented investing on both the long and short sides of the market. The objective is not to be market neutral. Managers have the ability to shift from value to growth, from small to medium to large capitalization stocks, and from a net long position to a net short position. Managers may use futures and options to hedge. The focus may be regional, such as long/short *US* or *European* equity, or sector specific, such as long and short technology or healthcare stocks. *Long/short equity funds* tend to build and hold portfolios that are substantially more concentrated than those of traditional stock funds.
9. **Managed Futures:** This strategy invests in listed financial and commodity futures markets and currency markets around the world. The managers are usually referred to as *Commodity Trading Advisors*, or *CTAs*. Trading disciplines are generally systematic or discretionary. Systematic traders tend to use price and market specific information (often technical) to make trading decisions, while discretionary managers use a judgmental approach.
10. **Multi-Strategy:** The funds in this category are characterized by their ability to dynamically allocate capital among strategies falling within several traditional hedge-fund disciplines. The use of many strategies, and the ability to reallocate capital between them in response to market opportunities, means that such funds are not easily assigned to any traditional category.
11. **Fund of Funds:** Just as the name implies, this is a *hedge fund* that invests in other *hedge funds*. Diversification can be across styles by including funds with different strategies, or can be within a single strategy but spread among various *hedge funds* employing that strategy.”

The possible *hedge fund investment strategies* are summarized in Fig. 12 in *Gilroy, Lukas (2005)*, in Tab. 1 in *Sabrina Khanniche (2009)*, and in Tab. 2 in *Piluso, Amerise (2011)*.

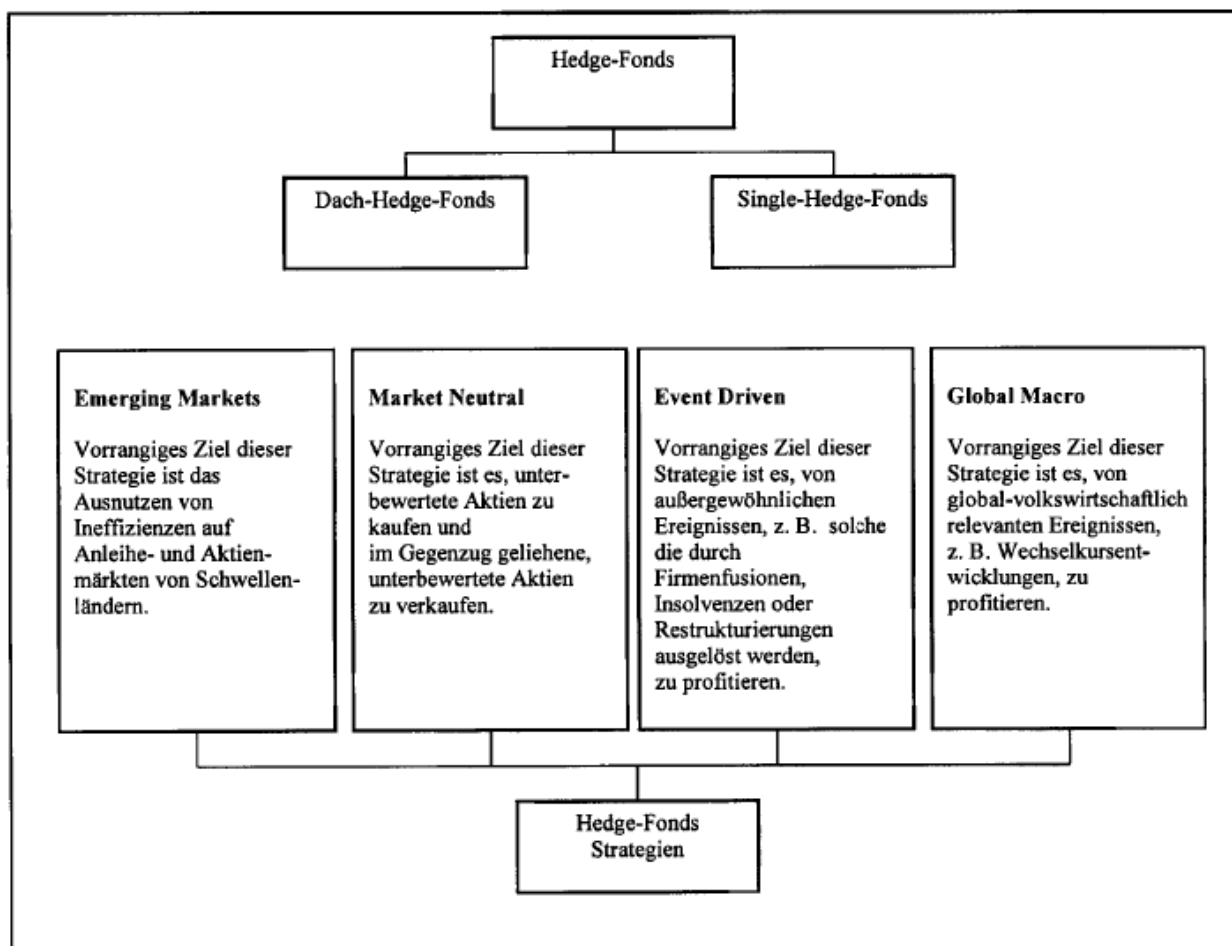


Fig. 12. Hedge funds investment strategies (after Gilroy, Lukas (2005)).

Directional strategies	Arbitrage strategies	Specific situation strategies
<i>Equity hedge</i>	<i>Convertible arbitrage</i>	<i>Distressed securities</i>
<i>Macro</i>	<i>Equity market neutral</i>	<i>Event driven</i>
	<i>Relative value arbitrage</i>	<i>Merger arbitrage</i>

Tab. 1. Hedge fund strategies description (after Sabrina Khanniche (2009)).

Variabile	Modalità	Frequenze	%
Investment Strategy	Arbitrage	28	3,553
	Bottom-Up	83	10,533
	CTA / Managed Futures	35	4,442
	Distressed Debt	7	0,888
	Diversified Debt	9	1,142
	Dual Approach	11	1,396
	Event Driven	30	3,807
	Fixed Income	46	5,838
	Long / Short Equities	394	50,000
	Macro	40	5,076
	Multi-Strategy	25	3,173
	Others	30	3,807
	Relative Value	32	4,061
	Top-Down	18	2,284

Tab. 2. *Hedge fund investment strategies (after Piluso, Amerise (2011)).*

Discussing the possible *hedge fund investment strategies*, Fung, Hsieh (2006) summarize some interesting observations about the *hedge funds*:

1. “The high attrition rates in *hedge funds* are comparable to those of young firms. *Hedge fund* returns also contain substantial idiosyncratic risk, typical of small undiversified firms.
2. Beyond having low correlation to standard asset classes, *hedge funds* form a heterogeneous group that use many different strategies delivering returns.
3. *Hedge funds* can become the transmission mechanism of systemic risk because they borrow from and trade with regulated financial institutions, such as prime brokers and investment banks.
4. The risk *hedge funds* pose to market integrity has shifted to that of a convergence of leveraged opinions among funds that individually may easily operate unnoticed.
5. The identification of systemic risk factors inherent in *hedge fund* strategies is the key input to important questions such as optimal contract design between buyers and sellers of *hedge fund* products.”

Papademos (2007) writes: “The positive contribution of *hedge funds* to the efficiency and liquidity of global financial markets is widely recognized, but there are also concerns that in times of stress their activities may create risks to financial stability.”

Finally, let us present some information on the hedge fund indexes providers in *Tab. 3*.

Index-Anbieter	Gründung	Start der Datensätze	Fondsanzahl im Index	Anzahl der Indizes	Homepage
CISDM / MAR	1990	1990	1500	19	cisdsm.org
Credit Suisse/Tremont LLC	2003	1994	900	14	hedgeindex.com
Dow Jones Hedge Fund Indexes, Inc.	2004	2001	39	6	djhedgefundindexes.com
Edhec Alternative Indizes	2004	1997	n/a	13	edhec-risk.com
Evaluation Associates Capital Markets, Inc.	1996	1996	100	18	eacm.com
Eurekahedge	2001	2000	6585	200	eurekahedge.com
Feri Alternative Assets GmbH	2002	2002	30	7	feri-alta.de
FTSE International Ltd.	2004	1998	40	12	ftse.co.uk
Hedge Fund Intelligence	1998	2000	3378	43	hedgefundintelligence.com
Hedge Fund Research, Inc.	1994	1990	1600	37	hedgefundresearch.com
Hedgefund.net / Tuna Indizes	1997	1976	4200	38	hedgefund.net
Hennessee Group	1992	1987	450	23	hennesseegroup.com
Investorforce / Altvest	1993	1993	2304	14	investorforce.com
MSCI Hedge Fund Indizes	2003	2002	2050	190	msci.com
Standard & Poor's	2002	1998	41	13	spglobal.com
Van Hedge Fund Advisors International, Inc.	1995	1988	750	14	vanhedge.com

Tab. 3. *Hedge fund indexes providers (after Heidorn, Hoppe, Kaiser (2006)).*

The *hedge fund investment strategies* and related research topics in the finances have also been researched in *Brown, Harlow, Starks (1996)*, *Brown, Goetzmann, Park (1997)*, *Brown, Goetzmann, Ibbotson (1998)*, *Brown, Goetzmann, Ibbotson (1999)*, *Brown (2001)*, *Brown, Goetzmann, Park (2000, 2001)*, *Brown, Goetzmann (2001)*, *Brown, Goetzmann (2003)*, *Brown, Fraser, Liang (2008)*, *Brown, Goetzmann, Liang, Schwarz (2008)*, *Brown, Goetzmann, Liang, Schwarz (2010)*, *Fung, Hsieh (1997a, b, 1999a, b, 2000a, b, 2001, 2002a, b, c, 2003, 2004a, b, 2006a, b, 2007)*, *Fung, Hsieh, Naik, Ramadorai (2006, 2008)*, *Ackermann, Ravenscraft (1998)*, *Ackermann, McEnally, Ravenscraft (1999)*, *Eichengreen, Mathieson, Chadha, Jansen, Kodres, Sharma (1998)*, *Mathieson, Chadha, Jansen, Kodres, Eichengreen, Sharma (1998)*, *Edwards (1999, 2000a, b, 2003, 2004a, b, 2006)*, *Edwards, Caglayan (2001)*, *Edwards, Gaon (2003)*, *Liang (1999, 2000, 2003, 2004)*, *US President's Working Group on Financial Markets (1999)*, *Stonham (1999a, b)*, *Tatsaronis (2000)*, *Agarwal, Naik (2000, 2004)*, *Aggarwal, Jorion (2010)*, *Asness, Krail, Liew (2001)*, *Braga (2001)*, *Brealy, Kaplanis (2001)*, *Brooks, Kat (2001)*, *Amin, Kat (2001, 2003a, b)*, *Kat (2003)*, *Kat, Menexe (2003)*, *Kat, Palaro (2005, 2006)*, *Kat (2007, 2010)*, *Capocci, Hübner (2001)*, *Capocci, Corhay, Hübner (2003)*, *Capocci, Hübner (2004)*, *Kramer (2001)*, *Goetzmann, Ingersoll, Ross (2001)*, *Anson (2002)*, *Favre, Galeano (2002)*, *Gimbel, Gupta, Pines (2002)*, *Ineichen (2002)*, *Kao (2002)*, *Locho (2002)*, *Weismann (2002)*, *Schneeweis, Kazemi, Martin (2002, 2003)*, *Bacmann, Scholz (2003)*, *Bares, Gibson, Gyger*

(2003), Geman, Kharoubi (2003), Gregoriou (2003), Gregoriou, Gueyie (2003), Gregoriou, Sedzro, Zhu (2005), Gregoriou, Kooli, Rouah (2008), Goetzmann, Ingersoll, Ross (2003), Gulko (2003), Ennis, Sebastian (2003), Popova I, Morton, Popova E (2003, 2006), Morton, Popova E, Popova I (2006), Amenc, El Bied, Martellini (2003), Amenc, Géhin, Martellini, Meyfredi (2007), Amenc, Géhin, Martellini, Meyfredi, Ziemann (2008), Bacmann, Gawron (2004), Baquero, ter Horst, Verbeek (2004a, b), ter Horst, Verbeek (2007), Boido, Riente (2004), Brunnermeier, Nagel (2004), Feiger, Botteron (2004), Hedges (2004), Posthuma, van der Sluis (2004), Getmansky, Lo, Mei (2004), Getmansky, Lo, Makarov (2004), Lhabitant (2004), Nguyen-Thi-Thanh Huyen (2004, 2006), Huber, Kaiser (2004), Al-Sharkas (2005), Alexander, Dimitriu (2005), Carretta, Mattarocci (2005), Chan, Getmansky, Haas, Lo (2005, 2006), Chan, Getmansky, Lo, Haas (2007), Cremers, Kritzman, Page (2005), Danielsson, Taylor, Zigrand (2005), Do, Faff, Wickramanayake (2005), Eling, Schuhmacher (2005), Garbaravičius (2005), Garbaravičius, Dierick (2005), Gilroy, Lukas (2005), Gupta, Lang (2005), Kaiser, Kisling (2005), Malkiel, Saha (2005), Hodder, Jackwerth (2005), Jaeger, Wagner (2005), Azman-Saini (2006), Baba, Goko (2006), Boyson, Stahel, Stulz (2006, 2008), Ding, Shawky (2006), Izzo (2006), Jackwerth, Hodder (2006), Jagannathan, Malakhov, Novikov (2006), Heidorn, Hoppe, Kaiser (2006a, b), Sadka (2006), Adrian (2007), Becker, Clifton (2007), Goltz, Martellini, Vaissié (2007), Kambhu, Schuermann, Stiroh (2007), King, Maier (2007), Kosowski, Naik, Teo (2007), Li Sh, Linton O (2007), Hakamada, Takahashi, Yamamoto (2007), Hasanhodzic, Lo (2007), Papademos (2007), Smedts K, Smedts J (2007), Stulz (2007), Weber (2007), Carlson, Steinman (2008), Billio, Getmansky, Pelizzon (2008), de los Rios, Garcia (2008), Lo (2008), McGuire, Tsatsaronis (2008), Takahashi, Yamamoto (2008), Jackwerth, Kolokolova, Hodder (2008), Gray (2008), Gray, Kern (2008), Gupta, Szado, Spurgin (2008), Kazemi, Tu, Li (2008), Nahum, Aldrich (2008), Roncalli, Teiletche (2008), Roncalli, Weisang (2008), Hedge Fund Working Group & Hedge Fund Standards Board (2008), Bollen, Pool (2009), Brophy, Ouimet, Sialm (2009), Füss, Kaiser, Strittmatter (2009), Heidorn, Kaiser, Roder (2009), Jaeger (2009), Khanniche (2009), Minsky, Obradovic, Tang, Thapar (2009), Mitra (2009), Xiong, Idzorek, Chen, Ibbotson (2009), Gibson, Wang (2010), Heidorn, Kaiser, Voinea (2010), Maillard, Roncalli, Teiletche (2010), Ramadorai (2010), Titman (2010), Sadka (2010), Wallerstein, Tuchschnid, Zaker (2010), Ang, Gorovyy, van Inwegen (2011), Cao, Ogden, Tiu (2011, 2012), Freed, McMillan (2011), Eychenne, Martinetti, Roncalli (2011), Piluso, Amerise (2011), Chakravarty, Deb (2012), Chen, Tindall (2012), Roncalli, Weisang (2012), Bruder, Roncalli (2012), Hassine, Roncalli (2013), Agarwal, Vikram, Sugata (2013).

Tracking and replication of hedge fund optimal investment portfolio strategies in global capital markets in presence of nonlinearities, applying Bayesian filters: 1. Stratanovich – Kalman – Bucy filters for Gaussian linear investment returns distribution and 2. Particle filters for non-Gaussian non-linear investment returns distribution

First of all, let us formulate the problem of *the hedge fund investment portfolio strategies tracking and replication* in the finances.

Takahashi, Yamamoto (2008) explain: “In recent years, investment banks and investment companies have released hedge fund replication products, which provide investors access to hedge fund returns at lower costs. In addition, these products avoid some shortcomings of hedge funds that will be discussed later. Some replication products mimic a simple trading strategy of hedge funds while others attempt to infer the actual investment positions of hedge funds and take similar positions.” *Takahashi, Yamamoto (2008) continue with the notion:* “The development of such techniques has proven to be a challenging task. Currently, the biggest banks such as *Goldman Sachs, Merrill Lynch, and JP Morgan*, and some large investment companies such as, *Partners Group*, have launched such products. (See, for example, [15].) Some of these institutions developed cloning technique collaborating with the pioneers in hedge fund research such as *William Fung, David Hsieh, and Narayan Naik*. (See also [15].) They and other researchers have proposed various methods, but these techniques are still work-in-progress.” *Takahashi, Yamamoto (2008) add:* “Since hedge fund returns cannot be replicated perfectly, a number of different methods have surfaced. These methods are classified into three approaches:

1. ***Rule-based approach:*** the *rule based approach* mimics typical hedge fund investment strategies, which access alternative risk premium. Dynamic trading strategies can be replicated by using listed index options. If an index option is not listed, we can replicate its payoff through a delta-hedging strategy of the underlying asset;

2. ***Factor-based approach:*** the *factor-based hedge fund clone providers* try to replicate hedge fund accessibility to alternative risk premium and control exposures to risk factors; and

3. ***Distribution replication approach:*** the *distribution replicating methodology* aims to replicate the joint distribution of an *investor’s portfolio* and *hedge fund returns*. Unlike the factor-based approach, the distribution replication approach does not aim to replicate the target hedge fund returns on a month-to-month basis. Instead, this method aims to generate returns that have the same distribution pattern as the hedge fund returns.

These approaches aim to replicate different aspects of *hedge fund returns*.”

Roncalli, Weisang (2008) write: “Even though, *HF* returns' characteristics make them an attractive investment, investing in hedge funds is limited for many investors due to regulatory or minimum size constraints, in particular for retail and institutional investors. *Hedge funds* as an investment vehicle have also suffered from several criticisms: lack of transparency of the management's strategy making it difficult to conduct risk assessment for investors; poor liquidity, particularly relevant in period of stress; and the problem of a fair pricing of their management fees. It is probably the declining average performance of the hedge fund industry coupled with a number of interrogations on the levels of fees [17] which led many major investors [4, page 5] to seek means of capturing hedge fund investments strategies and performance without investing directly into these alternative investment vehicles. Hence, the idea of replicating hedge funds' portfolios, already common in the context of equity portfolios, gained momentum.” Roncalli, Weisang (2008) add: “...the academic interest in replication is foremost to assess performance particularly with the goal of assessing the quality of management and understand the structure of risk behind specific hedge funds, replication as a process to create investment vehicles will have better chances of succeeding if it aims at replicating an aggregate of funds, where the idiosyncratic management styles the talent are averaged out, letting instead emerging investment decisions made on a macro scale.”

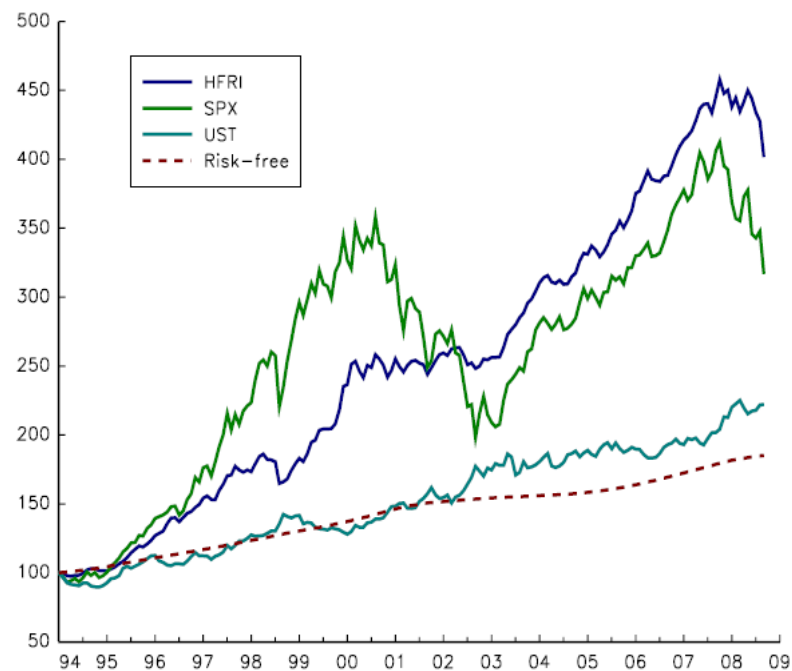


Fig. 13. Hedge fund performance in 1994-2008 in Roncalli, Weisang (2008).

Thus, let us summarize the above statements by saying that the tracking and replication problem can be solved by applying the concept of time-series filtering in the finances. At present time, the concept of the time-series filtering in the finances attracts a considerable attention of researchers in *Javaheri, Lautier, Galli (2002)*. The theories and practical techniques towards the analogue and digital signals processing and filtering have been early researched in *Ledenyov D O, Ledenyov V O (2013g), Ledenyov D O, Ledenyov V O (2012e), Wanhammar (1999)*. The filtering of the time series in the finances is usually performed with the application of the *Stratonovich – Kalman – Bucy filtering algorithm* in *Stratonovich (1959a, b, 1960a, b), Kalman, Koepcke (1958, 1959), Kalman, Bertram (1958, 1959), Kalman (1960a, b, 1963), Kalman, Bucy (1961)*, which was developed within *the optimal non-linear filtering theory* in *Stratonovich (1959a, b, 1960a, b)*. Presently, *the investment banks, mutual funds, commodity trading advisor (CTA) funds, other hedge funds* conduct the advanced research projects to develop the software programs for the tracking and replication of hedge fund optimal investment portfolio strategies in global capital markets in presence of nonlinearities, applying the so called *Bayesian filters* in *Javaheri, Lautier, Galli (2002), Roncalli, Weisang (2008), Takahashi, Yamamoto (2008), Ledenyov D O, Ledenyov V O (2013g)*:

1. *Stratonovich – Kalman – Bucy filters for Gaussian linear returns distribution*, and
2. *Particle filters for non-Gaussian non-linear returns distribution*.

The Stratonovich – Kalman – Bucy filters are well described in *Ledenyov D O, Ledenyov V O (2013g)*: “The *Kalman filter*, also known as *Linear Quadratic Estimation (LQE)*, is an algorithm that uses a series of measurements observed over time, containing noise (random variations) and other inaccuracies, and produces estimates of unknown variables that tend to be more precise than those based on a single measurement alone. More formally, the *Kalman filter* operates recursively on streams of noisy input data to produce a statistically optimal estimate of the underlying system state.”

The particle filters are accurately characterized in *Roncalli, Weisang (2008)*: “*Particle filtering methods* are techniques to implement recursive *Bayesian filters* using *Monte-Carlo simulations*. The key idea is to represent the posterior density function by a set of random samples with associated weights and to compute estimates based on these samples and weights [7, 20, 25, 26, 27, 28].”

Roncalli, Weisang (2008) write that the generic procedure for *the hedge fund investment portfolio strategies replication* can therefore be decomposed into the two stages:

$$r_k^{HF} = \sum_{i=1}^m w^{(i)} r_k^{(i)} + \varepsilon_k,$$

$$r_k^{Clone} = \sum_{i=1}^m \hat{w}^{(i)} r_k^{(i)}.$$

The generic procedure for the tracking problem can be defined as in *Roncalli, Weisang (2008)*:

$$\begin{cases} x_k = f(t_k, x_{k-1}, v_k) \\ z_k = h(t_k, x_k, \eta_k) \end{cases}.$$

However, the problem is that there are the nonlinearities in the distribution of *hedge fund's* returns. *Roncalli, Weisang (2008)* write: “Indeed, the distributions of *HF* returns are well known to exhibit skewness and excess kurtosis, and **nonlinear effects** have been documented in *HF* returns ever since the seminal paper of *Fung and Hsieh in 1997*.” Therefore, the particle filters have to be used to capture the nonlinearities in the hedge fund returns instead of the *Stratanovich – Kalman – Bucy filters*. *Takahashi, Yamamoto (2008)* write: “Although exposure estimation by *Kalman filter* was the best in this example, it can be insufficient for some cases. The state space model that *Kalman filter* uses is for the case of normal white noise. Therefore, this model cannot capture drastic exposure changes. [21] estimated the exposure changes of mutual funds for *non-Gaussian white noise* cases using the *Monte Carlo filter*. Similar research should be done for hedge funds using *Monte Carlo* and other *non-linear filtering methods* to catch drastic exposure changes appropriately.”

Roncalli, Weisang (2008) propose the more advanced procedure for **the hedge fund investment portfolio strategies replication** to capture the nonlinear returns, which can be decomposed into the following two stages:

$$r_k^{HF} = \sum_{i=1}^{m_1} w_k^{(i)} r_k^{(i)} + \sum_{i=m_1+1}^{m_1+m_2} w_k^{(i)} r_k^{(i)} + \eta_k,$$

$$r_k^{Clone}(d) = \left(1 - \sum_{i=1}^m \hat{w}_{k+d+1|k+d}^{(i)} \right) r_k^{(0)} + \sum_{i=1}^m \hat{w}_{k+d+1|k+d}^{(i)} r_k^{(i)}.$$

Roncalli, Weisang (2008) conclude by making the following statements: “From the academics' point of view, introducing *particle filters* opens a door for a better understanding of *HF* returns and the underlying risks of the *HF* strategies,” and “... particles filters are one of the main avenues toward a better monitoring of for now unaccounted risks, as they are contained in the higher moments of the returns' distribution.”

We completed our innovative research objectives by providing the accurate characterization of *the hedge fund's optimal investment portfolio strategies selection techniques* and by developing the software program in *Matlab*, including both:

1) *the embedded recursive Stratonovich – Kalman - Bucy filtering algorithms (the extended Stratonovich – Kalman - Bucy filtering algorithm; unscented Stratonovich – Kalman - Bucy filtering algorithm were encoded in Matlab); and*

2) *the embedded particle filtering algorithms (the generic particle filtering (GPF) algorithm, sampling importance re-sampling (SIR) algorithm, and regularized particle filtering (RPF) algorithm were encoded in Matlab);*

and aiming to track and replicate *the optimal investment portfolio strategies by the high performing hedge funds* in the practical cases of the *non-Gaussian non-linear chaotic investment returns distributions in the diffusion-type financial systems in the near real time settings*. We evaluated and optimized the technical parameters of the developed *Stratonovich – Kalman – Bucy filters in Matlab* by comparing the obtained *innovation sequence* with the generated very long random number sequences in *Ledenyov V O, Ledenyov O P, Ledenyov D O (2002)*, aiming to accurately characterize the *whiteness property* of the *innovation sequence*. We would like to note that our original software program in *Matlab* can be potentially used by *the investment banks, mutual funds, and central banks*.

The *Stratonovich – Kalman - Bucy filters* with the embedded *Stratonovich – Kalman - Bucy filtering algorithm* in the frames of *the Stratonovich optimal non-linear filtering theory* have been researched in the numerous scientific articles, technical research reports and books in *Mandel'shtam (1948-1955)*, *Wiener (1949)*, *Bode, Shannon (1950)*, *Zadeh, Ragazzini (1950)*, *Boonton (1952)*, *Davis (1952)*, *Bartlett (1954)*, *Doob (1955)*, *Franklin (1955)*, *Pugachev (1956a, b)*, *Solodovnikov, Batkov (1956)*, *Laning, Battin (1956)*, *Lees (1956)*, *Newton, Gould, Kaiser (1957)*, *Tukey (1957)*, *Rytov (1957)*, *Bellman, Glicksberg, Gross (1958)*, *Blum (1958)*, *Darlington (1958)*, *Davenport, Root (1958)*, *Sherman (1958)*, *Shinbrot (1958)*, *Smith (1958)*, *Merriam (1959)*, *Stratonovich (1959a, b, 1960a, b)*, *Kalman, Koepcke (1958, 1959)*, *Kalman, Bertram (1958, 1959)*, *Kalman (1960a, b, 1963)*, *Kalman, Bucy (1961)*, *US Air Forces Office of Scientific Research (1960 – 2013)*, *Friedman (1962)*, *Kushner (1967, 2000)*, *Bryson, Ho (1969)*,

Bucy, Joseph (1970), Jazwinski (1970), Sorenson (1970), Wright-Patterson Air Forces Base (1970 – 2013), Chow, Lin (1971, 1976), Maybeck (1972, 1974, 1990), Willner (1973), Leondes, Pearson (1973), Akaike (1974), Dempster, Laird, Rubin (1977), Griffiths (1977), Schwarz (1978), Falconer, Ljung (1978), Anderson, Moore (1979), Bozic (1979), Priestley (1981), Lewis (1986), Proakis, Manolakis (1988), Caines (1988), de Jong (1988, 1989, 1991), de Jong, Chu-Chun-Lin (1994), Bar-Shalom, Maybeck (1990), Franklin, Powell, Workman (1990), Brockwell, Davis (1991), Jang (1991), Brown, Hwang (1992, 1997), Xiao-Rong Li (1993), Gordon, Salmond, Smith (1993), Farhmeir, Tutz (1994), Grimble (1994), Lee, Ricker (1994), Ricker, Lee (1995), Fuller (1996), Hayes (1996), Haykin (1996), Golub, van Loan (1996), Schwaller, Parnisari (1997), Julier, Uhlmann (1997), Babbs, Nowman (1999), Ljung (1999), Wanhammar (1999), Ito, Xiong (2000), Kushner, Budhiraja (2000), Welch, Bishop (2001), Haykin (editor) (2001), Arulampalam, Maskell, Gordon, Clapp (2002), Doucet, Tadic (2003), Litvin, Konrad, Karl (2003), de Jong, Penzer (2004), Ristic, Arulampalam, Gordon (2004), van Willigenburg, De Koning (2004), Voss, Timmer, Kurths (2004), Cappé, Moulines (2005), Cappé, Moulines, Rydén (2005), Poyiadjis, Doucet, Singh (2005a, b), Misra, Enge (2006), Frühwirth-Schnatter (2006), Gamerman, Lopes (2006), Rajamani (2007), Olsson, Cappé, Douc, Moulines (2008), Rajamani, Rawlings (2009), Francke, Koopman, de Vos (2010), Xia, Tong (2011), Matisko, Havlena (2012), Durbin, Koopman (2012).

The numerous applications of the *Stratonovich – Kalman - Bucy filters* with the embedded *Stratonovich – Kalman - Bucy filtering algorithm* within the *Stratonovich optimal non-linear filtering theory* in the finances have been researched in *Athans (1974), Fernandez (1981), Geweke, Singleton (1981), Litterman (1983), Meinhold, Singpurwalla (1983), Engle, Watson (1983), Harvey, Pierse (1984), Harvey (1989), Engle, Lilien, Watson (1985), de Jong (1991), Doran (1992), Tanizaki (1993), Bomhoff (1994), Venegas, de Alba, Ordorica (1995), Roncalli (1996), Roncalli, Weisang (2008), Wells (1996), Hodrick, Prescott (1997), Krelle (1997), Pitt, Shephard (1999), Cuche, Hess (2000), Durbin, Koopman (2000), Javaheri, Lautier, Galli (2002), Morley, Nelson, Zivot (2002), Bahmani, Brown (2004), Broto, Ruiz (2004), Fernández-Villaverde, Primiceri (2005), Fernández-Villaverde, Rubio-Ramirez (2005, 2007), Fernández-Villaverde (2010), Ozbek, Ozale (2005), Proietti (2006, 2008), Luati, Proietti (2010), Proietti, Luati (2012a, b), Ochoa (2006), Horváth (2006), Cardamone (2006), Pasricha (2006), Bignasca, Rossi (2007), Dramani, Laye (2007), Paschke, Prokopczuk (2007), Andreasen (2008), Osman, Louis, Balli (2008), Gonzalez-Astudillo (2009), Bationo, Hounkpodote (2009), Mapa, Sandoval, Yap (2009), Chang, Miller, Park (2009), Theoret, Racicot (2010), Winschel, Kratzig (2010), Lai, Te (2011), Jungbacker, Koopman, van der Wel (2011), Moghaddam, Haleh,*

Ebrahimijam (2011), Creal (2012), Darvas, Varga (2012), Hang Qian (2012), Ledenyov D O, Ledenyov V O (2013g).

Conclusion

We think that *the high performing hedge funds* represent the unique investment opportunities for the institutional and private investors in *the diffusion-type financial systems* in Europe, Asia and North America. In the beginning of our research, we provided a definition for *the hedge fund*, described *the hedge fund's organization structures and characteristics*, discussed *the hedge fund's optimal investment portfolio strategies* and reviewed *the appropriate hedge fund's risk assessment models* for investing in the global capital markets in time of high volatilities. In the course of research, we analyzed *the advanced techniques for the hedge fund's optimal investment portfolio strategies tracking and replication*, based on both *the various types of the Stratonovich – Kalman - Bucy filters* and the *particles filters*. We would like to emphasize that the *Stratonovich – Kalman – Bucy filtering algorithms* and the *particle filtering algorithms* can be effectively applied to solve the following complicated econophysical problems in the finances: 1) the dynamic system state *estimation and prediction problems* by means of the time - series filtering and interpolation, and 2) the dynamic system state *tracking and replication problems* by means of the time - series filtering and interpolation. We completed our research objectives by providing the information review on the accurate characterization of *the hedge fund's optimal investment portfolio strategies selection techniques* and by developing the software program with 1) *the embedded Stratonovich – Kalman - Bucy filtering algorithms* and 2) *the embedded particle filtering algorithms* to track and replicate *the optimal investment portfolio strategies by the high performing hedge funds* in the practical cases of the *non-Gaussian non-linear chaotic investment returns distributions in the diffusion-type financial systems* in the near real time settings. In our opinion, more research is necessary to improve and adapt the software program to the *new 64 bit* operating systems. We would like to conclude using the statements in *Weber (2007)*: “The international financial system is undergoing a sustained process of structural change characterized by features such as the rapid growth of the hedge fund industry and credit risk transfer markets. In general, this development should generate positive effects for the efficiency of the financial markets. As the financial system is becoming more complex and less transparent, however, it is becoming a growing challenge for central banks to make an adequate assessment of the potential risks to financial stability.”

Acknowledgement

We gratefully acknowledge the insightful thoughtful scientific discussions in the finances and economics and considerable research interest by *Dr. Ben Shalom Bernanke, Chairman of the Board of Governors of the Federal Reserve System*, encouraging us to think wisely in the course of our advanced research and to make everything possible to complete the research program timely by giving us access to the electronic copies of his most recent research articles, analytic research reports, informative slide presentations, minutes of research discussions on the various financial topics and strategic economic issues within the scope of our research interest as well as an electronic copy of his *Ph. D. Thesis: "Long-term commitments, dynamic optimization, and the business cycle,"* supervised by *Stanley Fischer, Professor of Economics, Massachusetts Institute of Technology, USA*. It is a real privilege for the authors to thank *Axel A. Weber, President, Deutsche Bundesbank* for an electronic copy of his interesting research article: "*Hedge funds: A central bank perspective,*" which presents an insightful scientific opinion on the role of the *hedge funds* in the stability of the international financial system from the central bank's perspective. The authors would like to acknowledge *Dr. Thomas J. Jordan, Chairman of the Governing Board, Swiss National Bank, Zurich, Switzerland* and *Dr. Jean-Pierre Danthine, Vice Chairman of the Governing Board, Berne, Switzerland* for their kind support of the research on *the hedge fund optimal investment portfolio strategies in the global capital markets in presence of the nonlinearities* by providing us with an unrestricted access to the collection of the research papers and analytic reports at the *Swiss National Bank's servers in Zurich, Switzerland: "Applying the Hirose-Kamada filter to Swiss data: Output gap and exchange rate pass-through estimates,"* written by *Franziska Bignasca and Enzo Rossi*; and "*On the predictability of stock prices: A case for high and low prices,*" written by *Massimiliano Caporin, Angelo Ranaldo and Paolo Santucci de Magistris*. We are very grateful to *Prof. Robert F. Engle III, Department of Finance, New York University, New York, USA* for his visionary statements, interesting discussions and comprehensive research data on the *Stratonovich – Kalman – Bucy filtering algorithm*, in particular, we would like to mention our thoughtful discussion on the derivation of the probability density function as a sum of its predictive or conditional densities in the case the state-space model in *Engle (2006)*. The knowledge base on the *hedge funds industry*, created and accumulated by *David A. Hsieh, Professor, Duke University*, represents a comprehensive source of objective information on the topic of research interest, that is why our business meetings with the leading professors in the finances in the atmosphere of friendship and partnership at the *Duke University, Raleigh, USA* in 2005 are appreciated. It is a real privilege for the first author to

deliver his special personal thanks to *Prof. Janina E. Mazierska, Personal Chair, Electrical and Computer Engineering Department, James Cook University, Townsville* and *former IEEE Director*, who helped us to cultivate the logical scientific thinking to tackle the complex scientific problems on *the nonlinearities in the microwave superconductivity*, applying the interdisciplinary scientific knowledge together with the advanced computer modeling skills in 2000-2013. A total number of invitations to present the lectures on *the nonlinearities in the finances* is much more bigger than the available time in our busy work schedules in the nearest years to come, that is why we are able to deliver the invited lectures at the most innovative universities only. Lecturing at the top ranked universities worldwide, we prefer to create the open discussion forum atmosphere and to take as many original questions as possible during the questions and answers (*Q&A*) sessions after the presentations. Usually, it may take one or two hours to answer all the original questions, posed by the international students, *Ph. D.* researchers, professors and financiers at the regular *Q&A* sessions, allowing the meeting participants to let us know their questions and opinions, frequently delivered as the short lectures despite of the moderator's repeated requests to formulate the short questions only. We let the participants to express their opinions in details, because we do believe that the multiple research inputs by the young scientists provide us with an unique opportunity to think differently on the complex scientific problems, which can only be solved by applying the multidisciplinary knowledge and the scientific intuition, coming with the years of research experience. In our global world, we make the research using our mobile office: the *Apple's MacBookPro* laptops, *iPAD Air* tablets and *iPhone 5S* smart-phones, to obtain and analyze the research data from the cloud computing network servers via the satellite or mobile wireless *Internet* links. The authors always try to be connected with our research collaborators and partners despite of such annoying obstacles as the very long distances and the different time zones. We frequently apply the integrative creative thinking techniques in the financial engineering problems optimal solution finding process, hence we sincere thank *Profs. Roger L. Martin* and *John C. Hull* from the *Rotman School of Management, University of Toronto, Canada* for the numerous thoughtful long-hours scientific discussions. Finally, we highly value the established business relationships with the *Mathworks* senior management team and would like to thank the *Mathworks* for a license to perform the *computer modeling* with the *parallel computing techniques* and a kind permission to use the *software library* with the different implementations of the *Stratonovich – Kalman - Bucy filtering algorithm* in the *Matlab* at the *Mathworks* servers in the *USA*.

*E-mail: dimitri.ledenyov@my.jcu.edu.au

References:

1. Menger C 1871 Principles of economics (Grundsätze der Volkswirtschaftslehre) *Ludwig von Mises Institute* Auburn Alabama USA <http://www.mises.org/etexts/menger/Mengerprinciples.pdf> .
2. Bagehot W 1873, 1897 Lombard Street: A description of the money market *Charles Scribner's Sons* New York USA.
3. von Böhm-Bawerk E 1884, 1889, 1921 Capital and interest: History and critique of interest theories, positive theory of capital, further essays on capital and interest Austria; 1890 *Macmillan and Co edition* Smart W A translator London UK http://files.libertyfund.org/files/284/0188_Bk.pdf .
4. Hirsch M 1896, 1985 Economic principles: A manual of political economy *The Ruskin Press Pty Ltd* 123 Latrobe Street Melbourne Australia.
5. Bachelier L 1900 Theorie de la speculation *Annales de l'Ecole Normale Supérieure* vol **17** pp 21-86.
6. von Mises L 1912 The theory of money and credit *Ludwig von Mises Institute* Auburn Alabama USA http://mises.org/books/Theory_Money_Credit/Contents.aspx .
7. von Mises L 1949 Human action *Yale University Press* USA *Ludwig von Mises Institute* Auburn Alabama USA <http://mises.org/humanaction> .
8. Hayek F A 1931, 1935, 2008 Prices and production *1st edition Routledge and Sons* London UK; *2nd edition Routledge and Kegan Paul* London UK; *2008 edition Ludwig von Mises Institute* Auburn Alabama USA.
9. Hayek F A 1948, 1980 Individualism and economic order *London School of Economics and Political Science* London UK, *University of Chicago Press* Chicago USA.
10. Kolmogoroff A N 1931 Über die analytischen methoden in der wahrscheinlichkeitsrechnung *Mathematische Annalen* vol **104** pp 415-458.
11. Kolmogorov A N, Petrovsky I G, Piskunov N S 1937 Research on the equation of diffusion, connected with increase of quantity of matter and its application to one biological problem *Moscow State University Bulletin: Mathematics and Mechanics* vol **1** p 1.
12. Kolmogorov A N 1938 On analytic methods in probability theory in *Selected works of Kolmogorov A N* vol **II** Probability Theory and Mathematical Statistics Shiryayev A N editor *Springer* Germany.
13. Kolmogorov A N 1940 Wienersche spiralen und einige andere interessante kurven im Hilbertschen raum *DAN USSR* vol **26** no 2 pp 115-118.

14. Kolmogorov A N 1941 Local structure of turbulence in non-compressed viscous liquid at very big Reynolds numbers *DAN USSR* vol **30** pp 299-303.
15. Kolmogorov A N 1959 On the entropy on unit of time as metric invariant of auto-morphism *DAN USSR* vol **124** pp 754-755.
16. Kolmogorov A N 1985 Mathematics and mechanics. Selected works vol **1** *Nauka Publishing House* Moscow Russian Federation.
17. Kolmogorov A N 1986 Probability theory and mathematical statistics. Selected works vol **2** *Nauka Publishing House* Moscow Russian Federation.
18. Alexandrov P S, Khinchin A Ya 1953 Andrei Nikolaevich Kolmogorov (To the 50th Birthday Anniversary) *Uspekhi Matematicheskikh Nauk (UMN)* vol **8** no 3 pp 178-200.
19. Cowles A 1933 Can stock market forecasters forecast? *Econometrica* **1** pp 309-324.
20. Hazlitt H 1946 Economics in one lesson *Harper & Brothers* USA.
21. Markowitz H M 1952 Portfolio selection *The Journal of Finance* vol **7** (1) pp 77-91.
22. Markowitz H M 1956 The optimization of a quadratic function subject to linear constraints *Naval Research Logistics Quarterly* vol **3**.
23. Markowitz H M 1959 Portfolio selection: Efficient diversification of investments *John Wiley & Sons Inc* NY USA.
24. Markowitz H M 1987 Mean-variance analysis in portfolio choice and capital markets *Basil Blackwell* USA.
25. Lintner J 1956 Distribution of incomes of corporations among dividends, retained earnings, and taxes *American Economic Review* **46** (2) pp 97-113.
26. Lintner J 1965 The valuation of risk assets and the selection of risky investments in stock portfolios and capital budgets *Review of Economics and Statistics* **47** pp 13-37.
27. Tobin J 1958 Liquidity preference as behavior towards risk *Review of Economic Studies* vol **25** pp 65-86.
28. Osborne M F M 1959 Brownian motion in the stock market *Operations Research* **7** pp 145 - 173.
29. Alexander S S 1961 Price movements in speculative markets: Trends or random walks *Industrial Management Review* **2** pp 7 - 26.
30. Shiryaev A N 1961 The problem of the most rapid detection of a disturbance in a stationary process *Soviet Mathematical Doklady* **2** pp 795-799.
31. Shiryaev A N 1963 On optimal methods in quickest detection problems *Theory of Probability and its Applications* **8** (1) pp 22-46.

32. Shiryaev A N 1964 On Markov sufficient statistics in non-additive Bayes problems of sequential analysis *Theory of Probability and its Applications* **9** (4) pp 670–686.
33. Shiryaev A N 1965 Some exact formulas in a 'disorder' problem *Theory of Probability and its Applications* **10** pp 348–354.
34. Grigelionis B I, Shiryaev A N 1966 On Stefan's problem and optimal stopping rules for Markov processes *Theory of Probability and its Applications* **11** pp 541–558.
35. Shiryaev A N 1967 Two problems of sequential analysis *Cybernetics* **3** pp 63–69.
36. Shiryaev A N 1978 Optimal stopping rules *Springer* Berlin Germany.
37. Shiryaev A N 1998a Foundations of stochastic financial mathematics vol **1** *Fazis Scientific and Publishing House* Moscow Russian Federation ISBN 5-7036-0044-8 pp 1-492.
38. Shiryaev A N 1998b Foundations of stochastic financial mathematics vol **2** *Fazis Scientific and Publishing House* Moscow Russian Federation ISBN 5-7036-0044-8 pp 493-1017.
39. Graversen S E, Peskir G, Shiryaev A N 2001 Stopping Brownian motion without anticipation as close as possible to its ultimate maximum *Theory of Probability and its Applications* **45** pp 125–136 MR1810977 <http://www.ams.org/mathscinet-getitem?mr=1810977> .
40. Kallsen J, Shiryaev A N 2001 Time change representation of stochastic integrals *Theory of Probability and its Applications* **46** pp 579–585 MR1978671 <http://www.ams.org/mathscinet-getitem?mr=1978671> .
41. Kallsen J, Shiryaev A N 2002 The cumulant process and Esscher's change of measure *Finance Stoch* **6** pp 397–428 MR1932378 <http://www.ams.org/mathscinet-getitem?mr=1932378> .
42. Shiryaev A N 2002 Quickest detection problems in the technical analysis of the financial data *Proceedings Mathematical Finance Bachelier Congress Paris France (2000)* *Springer* Germany pp 487–521 MR1960576 <http://www.ams.org/mathscinet-getitem?mr=1960576> .
43. Jacod J, Shiryaev A N 2003 Limit theorems for stochastic processes *2nd edition* Grundlehren der Mathematischen Wissenschaften [Fundamental Principles of Mathematical Sciences] **288** *Springer* Berlin Germany MR1943877 <http://www.ams.org/mathscinet-getitem?mr=1943877>
44. Peskir G, Shiryaev A N 2006 Optimal stopping and free-boundary problems *Lectures in Mathematics* ETH Zürich *Birkhäuser* Switzerland MR2256030 <http://www.ams.org/mathscinet-getitem?mr=2256030> .
45. Feinberg E A, Shiryaev A N 2006 Quickest detection of drift change for Brownian motion in generalized Bayesian and mini-max settings *Statistics & Decisions* **24** (4) pp 445-470.

46. du Toit J, Peskir G, Shiryaev A N 2007 Predicting the last zero of Brownian motion with drift *Cornell University NY USA* pp 1- 17 <http://arxiv.org/abs/0712.3415v1> .
47. Shiryaev A N 2008a Generalized Bayesian nonlinear quickest detection problems: on Markov family of sufficient statistics *Mathematical Control Theory and Finance Proceedings of the Workshop of April 10–14 2007 Lisbon Portugal* Sarychev A et al editors *Springer Berlin Germany* pp 377–386.
48. Shiryaev A N 2008b Optimal stopping rules *3rd edition Springer Germany*.
49. Eberlein E, Papapantoleon A, Shiryaev A N 2008 On the duality principle in option pricing: Semimartingale setting *Finance Stoch* **12** pp 265-292 <http://www.ams.org/mathscinet-getitem?mr=2390191> .
50. Shiryaev A N, Novikov A A 2009 On a stochastic version of the trading rule "Buy and Hold" *Statistics & Decisions* **26** (4) pp 289-302.
51. Eberlein E, Papapantoleon A, Shiryaev A N 2009 Esscher transform and the duality principle for multidimensional semimartingales *The Annals of Applied Probability* vol **19** no 5 pp 1944 - 1971 <http://dx.doi.org/10.1214/09-AAP600> <http://arxiv.org/abs/0809.0301v5> .
52. Shiryaev A N, Zryumov P Y 2009 On the linear and nonlinear generalized Bayesian disorder problem (discrete time case) optimality and risk – modern trends in mathematical finance *The Kabanov Festschrift Delbaen F et al editors Springer Berlin Germany* pp 227–235.
53. Gapeev P V, Shiryaev A N 2010 Bayesian quickest detection problems for some diffusion processes *Cornell University NY USA* pp 1 - 25 <http://arxiv.org/abs/1010.3430v2> .
54. Karatzas I, Shiryaev A N, Shkolnikov M 2011 The one-sided Tanaka equation with drift *Cornell University NY USA* <http://arxiv.org/abs/1108.4069v1> .
55. Shiryaev A N, Zhitlukhin M V 2012 Optimal stopping problems for a Brownian motion with a disorder on a finite interval *Cornell University NY USA* pp 1 - 10 <http://arxiv.org/abs/1212.3709v1> .
56. Zhitlukhin M V, Shiryaev A N 2012 Bayesian disorder detection problems on filtered probability spaces *Theory of Probability and Its Applications* **57** (3) pp 453-470.
57. Feinberg E A, Mandava M, Shiryaev A N 2013 On solutions of Kolmogorov's equations for nonhomogeneous jump Markov processes *Cornell University NY USA* pp 1-15 <http://arxiv.org/abs/1301.6998v3> .
58. Rothbard M N 1962, 2004 Man, economy, and state *Ludwig von Mises Institute Auburn Alabama USA* <http://www.mises.org/rothbard/mes.asp> .

59. Cootner P 1962 Stock prices: Random vs. systematic changes *Industrial Management Review* **3** pp 24 - 45.
60. Cootner P 1964 The random character of stock prices *MIT Press* Cambridge USA.
61. Mandelbrot B 1963 The variation of certain speculative prices *Journal of Business* **36** pp 394-419.
62. Fama E F 1963 Mandelbrot and the stable Paretian hypothesis *Journal of Business* **36** (4) pp 420-429.
63. Fama E F 1965 The behavior of stock market prices *Journal of Business* **38** pp 34-105.
64. Fama E F 1970 Efficient capital markets: a review of theory and empirical work *Journal of Finance* **25** pp 383-417.
65. Fama E F 1976 Foundations of Finance: Portfolio Decisions and Securities Prices *Basic Books* New York.
66. Fama E F 1984 Forward and spot exchange rates *Journal of Monetary Economics* **14** pp 319-338.
67. Fama E F 1991 Efficient capital markets II *Journal of Finance* **46** pp 1575-1618.
68. Fama E F, French K R 1993 Common risk factors in the returns on stocks and bonds *Journal of Financial Economics* **33** (1) pp 3 – 56.
69. Fama E F 1998 Market efficiency, long-term returns, and behavioral finance *Journal of Financial Economics* **49** pp 283-306.
70. Fama E F, Blume M E 1966 Filter rules and stock market trading *Journal of Business* **39** (II) pp 226-241.
71. Fama E F, Fisher L, Jensen M, Roll R 1969 The adjustment of stock prices to new information *International Economic Review* **10** pp 1-21.
72. Fama E F 1970 Efficient capital markets: A review of theory and empirical work *Journal of Finance* **25** (2) pp 383–417.
73. Fama E F, MacBeth J D 1973 Risk, return and equilibrium: empirical tests *Journal of Political Economy* **81** pp 607-636.
74. Fama E F, Schwert G W 1977 Asset returns and inflation *Journal of Financial Economics* **5** pp 115-146.
75. Fama E F, Bliss R R 1987 The information in long-maturity forward rates *American Economic Review* **77** pp 680-692.
76. Fama E F, French K R 1988a Dividend yields and expected stock returns *Journal of Financial Economics* **22** pp 3-26.

77. Fama E F, French K R 1988b Permanent and temporary components of stock prices *Journal of Political Economy* **96** pp 246-273.
78. Fama E F and French K R 1989 Business conditions and expected returns on stocks and bonds *Journal of Financial Economics* **25** pp 23-50.
79. Fama E F 1991 Efficient capital markets: II *Journal of Finance* **46** (5) pp 1575–1617.
80. Fama, E.F. and French K R 1992 The cross-section of expected stock returns *Journal of Finance* **47** pp 427-466.
81. Fama E F, French K R 1993 Common risk factors in the returns on stocks and bonds *Journal of Financial Economics* **33** pp 3-56.
82. Fama E F, French K R 1995 Size and book-to-market factors in earnings and returns *Journal of Finance* **50** pp 131-156.
83. Fama E F, French K R 1996 Multifactor explanations for asset pricing anomalies *Journal of Finance* **51** (1) pp 55-84.
84. Fama E F, French K R 1998 Value versus growth: The international evidence *Journal of Finance* **53** (6) pp 1975-1999.
85. Fama E F, French K R 2004 The capital asset pricing model: Theory and evidence *Journal of Economic Perspectives* **18** (3) pp 25-46.
86. Fama E F, French K R 2010 Luck versus skill in the cross-section of mutual fund returns *Journal of Finance* **65** (5) pp 1915-1947.
87. Davis J L, Fama E F, French K R 2000 Characteristics, covariances, and expected returns: 1928-1997 *Journal of Finance* **55** pp 389-406.
88. Fama E F, Litterman R 2012 An experienced view on markets and investing *Financial Analysts Journal* **68** (6) pp 1-5.
89. Sharkovsky A N 1964 Co-existence of cycles of a continuous map of a line in itself *Ukrainian Mathematical Journal* vol **16** pp 61 - 71.
90. Sharkovsky A N 1965 On the cycles and structure of continuous mapping *Ukrainian Mathematical Journal* vol **17** p 104.
91. Sharkovsky A N, Maistrenko Yu L, Romanenko E Yu 1986 Differential equations and their applications *Naukova Dumka* Kiev Ukraine pp 1-280.
92. Sharpe W F 1964 Capital asset prices: A theory of market equilibrium under conditions of risk *Journal of Finance* vol **19** pp 425-442.
93. Sharpe W 1965 Risk aversion in the stock market *The Journal of Finance* vol **20** Issue 3 pp 416-422.

94. Sharpe W F 1966 Mutual fund performance *Journal of Business* vol **39** no 1 part 2: Supplement on security prices pp 119-138.
95. Sharpe W F 1968 Mutual fund performance and the theory of capital asset pricing: Reply *The Journal of Business* vol **41** no 2 pp 235-236.
96. Sharpe W 1992 Asset allocation: Management style and performance measurement *Journal of Portfolio Management* **18** no 2 pp 7–19.
97. Sharpe W F 1994 The Sharpe ratio *Journal of Portfolio Management* Fall pp 49 – 59.
98. Sharpe W F, Alexander G J, Bailey J V 1999 Investments *6th edition Prentice-Hall Inc USA*.
99. Samuelson P A 1965 Proof that properly anticipated prices fluctuate randomly *Industrial Management Review* **6** pp 41 - 49.
100. Treynor J 1965 How to rate management of investment funds *Harvard Business Review* **43** no 1 pp 63-75.
101. Mossin J 1966 Equilibrium in a capital asset market *Econometrica* **34** (4) pp 768 - 783.
102. Jensen M C 1968 The performance of mutual funds in the period 1945-1964 *Journal of Finance* **23** (2) pp 389-416.
103. Blumethal R M, Getoor R K 1968 Markov processes and potential theory *Academic Press USA MR0264757* <http://www.ams.org/mathscinet-getitem?mr=0264757> .
104. Ball R, Brown P 1968 An empirical evaluation of accounting income numbers *Journal of Accounting Research* **6** pp 159-178.
105. Merton R C 1969 Lifetime portfolio selection under uncertainty: The continuous time case *Review of Economics and Statistics* vol **51** pp 247-257.
106. Merton R C 1970 A dynamic general equilibrium model of the asset market and its application to the pricing of the capital structure of the firm *Working Paper No. 497-70 Sloan School of Management Massachusetts Institute of Technology Cambridge MA* [Reprinted in Merton R C 1992 Ch 11)].
107. Merton R C 1971 Optimum consumption and portfolio rules in a continuous-time model *Journal of Economic Theory* vol **3** pp 373-413.
108. Merton R C 1972 Appendix: Continuous-time speculative processes in Day R H, Robinson S M editors *Mathematical Topics in Economic Theory and Computation Society for Industrial and Applied Mathematics Philadelphia USA* [Reprinted in Merton R C 1973 *SIAM Review* vol **15** pp 34-38].
109. Merton R C 1973a Theory of rational option pricing *Bell Journal of Economics and Management Science* vol **4** pp 141-83.

110. Merton R C 1973b An inter-temporal Capital Asset Pricing Model *Econometrica* vol **41** pp 867-887.
111. Merton R C 1977a An analytic derivation of the cost of deposit insurance and loan guarantees: An application of modern option pricing theory *Journal of Banking and Finance* vol **1** pp 3-11.
112. Merton R C 1977b A re-examination of the Capital Asset Pricing Model *Studies in Risk and Return* Bicksler J, Friend I editors *Ballinger* vols **I & II** pp 141-159.
113. Merton R C 1982 On the microeconomic theory of investment under uncertainty in *Handbook of Mathematical Economics* vol **II** Arrow K, Intriligator M editors *North-Holland Publishing Company* Amsterdam The Netherlands.
114. Merton R C 1983a On consumption-indexed public pension plans,” in *Financial Aspects of the US Pension System* in Bodie Z, Shoven J editors *University of Chicago Press* Chicago USA.
115. Merton R C 1983b Financial economics in Brown E C, Solow R M editors *Paul Samuelson and Modern Economic Theory McGraw-Hill* NY USA.
116. Merton R C 1990 The financial system and economic performance *Journal of Financial Services Research* vol **4** pp 263-300.
117. Merton R C 1992 Continuous-time finance Revised Edition *Basil Blackwell* Cambridge MA USA.
118. Merton R C 1993a Operation and regulation in financial intermediation: A functional perspective in Englund P editor *Operation and Regulation of Financial Markets The Economic Council* Stockholm Sweden.
119. Merton R C 1993b Optimal investment strategies for university endowment funds in Clotfelter C, Rothschild M editors *Studies of Supply and Demand in Higher Education University of Chicago Press* Chicago USA.
120. Merton R C 1994 Influence of mathematical models in finance on practice: Past, present and future *Philosophical Transactions of the Royal Society of London* vol **347** pp 451-463.
121. Merton R C 1995a A functional perspective of financial intermediation *Financial Management* vol **24** no 2 pp 23-41.
122. Merton R C 1995b Financial innovation and the management and regulation of financial institutions *Journal of Banking and Finance* vol **19** pp 461-481.
123. Merton R C 1997 On the role of the Wiener process in finance theory and practice: The case of replicating portfolios in Jerison D, Singer I M, and Stroock D W editors *The Legacy*

of Norbert Wiener: A Centennial Symposium *PSPM Series* vol **60** *American Mathematical Society* Providence RI USA.

124. Merton R C 1998 Applications of option-pricing theory: Twenty-five years later Les Prix Nobel 1997 *Nobel Foundation* Stockholm Sweden [Reprinted in *American Economic Review* pp 323-349].
125. Merton R C 1999 Commentary: Finance theory and future trends: The shift to integration risk pp 48-50.
126. Merton R C, Bodie Z 1992 On the management of financial guarantees *Financial Management* vol **21** pp 87-109.
127. Merton R C, Bodie Z 1993 Deposit insurance reform: A functional approach in Meltzer A, Plosser C editors *Carnegie-Rochester Conference Series on Public Policy* vol **38** pp 1-34.
128. Merton R C, Scholes M S 1995 Fischer Black *Journal of Finance* vol **50**.
129. Merton R C 2001 Future possibilities in finance: Theory and finance practice *Working Paper 01-030 Harvard Business School Harvard University* Boston USA pp 1-43.
130. Black F, Jensen M C, Scholes M 1972 The capital asset pricing model: Some empirical tests in Jensen M editor *Studies in the theory of capital markets* *Praeger*.
131. Black F, Scholes M 1973 The pricing of options and corporate liabilities *Journal of Political Economy* **81** pp 637 - 654.
132. Fischer S 1977a Long-term contracts, rational expectations, and the optimal money supply rule *Journal of Political Economy* vol **85** no 1 pp 191 - 205.
133. Fischer S 1977b Long-term contracting, sticky prices, and monetary policy *Journal of Monetary Economics* vol **3** pp 317 - 323.
134. Shiller R J 1979 The volatility of long term interest rates and expectations models of the term structure *Journal of Political Economy* **87** pp 1190 - 1219.
135. Shiller R J 1981a Do stock prices move too much to be justified by subsequent changes in dividends? *American Economic Review* **71** pp 421 - 436.
136. Shiller R J 1981b The use of volatility measures in assessing market efficiency *Journal of Finance* **36** (2) pp 291 - 304.
137. Shiller R J 1982 Consumption, asset markets and macroeconomic fluctuations *Carnegie Rochester Conference Series on Public Policy* **17** pp 203 - 238.
138. Shiller R J 1984 Stock prices and social dynamics *Carnegie Rochester Conference Series on Public Policy* pp 457 - 510.
139. Shiller R J 1987 Investor behavior in the 1987 stock market crash: Survey evidence *NBER working paper no 2446*.

140. Shiller R J 1988 Portfolio insurance and other investor fashions as factors in the 1987 stock market crash *NBER Macroeconomics Annual* **3** pp 287 - 297.
141. Shiller R J 1989 Market Volatility *MIT Press* Cambridge USA.
142. Shiller R J 2000 Irrational Exuberance *Princeton University Press* USA.
143. Shiller R J 2008 The subprime solution: How today's global financial crisis happened, and what to do about it *Princeton University Press* USA.
144. Shiller R J, Campbell J Y, Schoenholtz K L 1983 Forward rates and future policy: interpreting the term structure of interest rates *Brookings Papers on Economic Activity* **1** pp 173-223.
145. Shiller R J, Perron P 1985 Testing the random walk hypothesis: Power vs. frequency of observation *Economics Letters* **18** pp 381-386.
146. Shiller R J, Pound J 1989 Survey evidence on the diffusion of interest and information among investors *Journal of Economic Behavior and Organization* **12** pp 47-66.
147. Bernanke B S 1979 Long-term commitments, dynamic optimization, and the business cycle *Ph. D. Thesis* Department of Economics Massachusetts Institute of Technology USA.
148. Bernanke B S, Blinder A S 1992 The federal funds rate and the channels of monetary transmission *American Economic Review* **82** (4) pp 901-921.
149. Bernanke B S, Gertler M 1995 Inside the black box: The credit channel of monetary policy transmission *Journal of Economic Perspectives* **9** (4) pp 27-48.
150. Bernanke B S 2002 Deflation: "Making sure it doesn't happen here." *Speech before the National Economists Club* Washington DC <http://www.federalreserve.gov>.
151. Bernanke B S 2004 The great moderation www.federalreserve.gov.
152. Bernanke B S, Reinhart V R 2004 Conducting monetary policy at very low short-term interest rates *The American Economic Review* vol **94** no 2 pp 85-90.
153. Bernanke B S, Reinhart V R, Sack B P 2004 Monetary policy alternatives at the zero bound: an empirical assessment *Brookings Papers on Economic Activity* Issue 2 pp 1-78.
154. Bernanke B S 2007 The financial accelerator and the credit channel *Speech at The Credit Channel of Monetary Policy in the Twenty-first Century Conference* Federal Reserve Bank of Atlanta Georgia USA.
155. Bernanke B S 2009a The crisis and the policy response *Federal Reserve* USA.
156. Bernanke B S 2009b On the outlook for the economy and policy *Bank for International Settlements* Basel Switzerland <http://www.bis.org/review/r091119a.pdf> .
157. Bernanke B S 2009c The Federal Reserve's balance sheet – an update *Bank for International Settlements* Basel Switzerland <http://www.bis.org/review/r091013a.pdf> .

- 158.** Bernanke B S 2009d Regulatory reform *Bank for International Settlements* Basel Switzerland <http://www.bis.org/review/r091006a.pdf> .
- 159.** Bernanke B S 2009e Policy responses to the financial crisis *Public Lecture on 13.01.2009* London School of Economics and Political Science London UK. http://richmedia.lse.ac.uk/publicLecturesAndEvents/20090113_1300_policyResponsesToTheFinancialCrisis.mp3 .
- 160.** Bernanke B S 2010a Monetary policy and the housing bubble *Annual Meeting of the American Economic Association* Atlanta Georgia USA.
- 161.** Bernanke B S 2010b Causes of the recent financial and economic crisis *testimony before the Financial Crisis Inquiry Commission* Washington USA www.federalreserve.gov/newsevents/testimony/bernanke20100902a.htm .
- 162.** Bernanke B S 2012a Some reflections on the crisis and the policy response *Rethinking Finance: Perspectives on the Crisis conference* sponsored by the Russell Sage Foundation and The Century Foundation New York USA www.federalreserve.gov/newsevents/speech/bernanke20120413a.htm .
- 163.** Bernanke B S 2012b Monetary policy since the onset of the crisis *The Changing Policy Landscape symposium* sponsored by the Federal Reserve Bank of Kansas City Jackson Hole Wyoming USA www.federalreserve.gov/newsevents/speech/bernanke20120831a.htm .
- 164.** Bernanke B S 2013a Financial and economic education *13th Annual Redefining Investment Strategy Education (RISE) Forum* Dayton Ohio USA.
- 165.** Bernanke B S 2013b Stress testing banks: What have we learned? *Maintaining Financial Stability: Holding a Tiger by the Tail conference* sponsored by the Federal Reserve Bank of Atlanta Stone Mountain Ga USA www.federalreserve.gov/newsevents/speech/bernanke20130408a.htm .
- 166.** Bernanke B S 2013c Monitoring the financial system *49th Annual Conference on Bank Structure and Competition sponsored by the Federal Reserve Bank of Chicago* Chicago Illinois USA pp 1 - 16.
- 167.** Bernanke B S 2013d A century of U.S. central banking: Goals, frameworks, accountability *The first 100 years of the Federal Reserve: The policy record, lessons learned, and prospects for the future conference* sponsored by the National Bureau of Economic Research Cambridge Massachusetts USA.
- 168.** Bernanke B S, Blanchard O, Summers L H, Weber A A 2013 What should economists and policymakers learn from the financial crisis? *Public Lecture on 25.03.2013* London School of Economics and Political Science London UK

http://media.rawvoice.com/lse_publiclecturesandevents/richmedia.lse.ac.uk/publiclecturesandevents/20130325_1715_whatShouldEconomistsAndPolicymakersLearn.mp4 ;
<http://www.federalreserve.gov/newsevents/speech/bernanke20130325a.htm>.

169. Hansen L P, Sargent T J 1980 Formulating and estimating dynamic linear rational expectation models *Journal of Economic Dynamics and Control* **2** pp 7-46.
170. Hansen L P, Hodrick R J 1980 Forward exchange rates as optimal predictors of future spot rates: An econometric analysis *Journal of Political Economy* **88** (5) pp 829 - 853.
171. Hansen L P 1982 Large sample properties of generalized method of moments estimators *Econometrica* **50** pp 1029 - 1054.
172. Hansen L P, Singleton K J 1982 Generalized instrumental variable estimation of nonlinear rational expectations models *Econometrica* **50** (5) pp 1269 - 1286.
173. Hansen L P, Singleton K J 1983 Stochastic consumption, risk aversion, and the temporal behavior of asset prices *Journal of Political Economy* **91** (2) pp 249 - 265.
174. Hansen L P, Singleton K J 1984 Erratum: Generalized instrumental variable estimation of nonlinear rational expectations models *Econometrica* **52** (1) pp 267 - 268.
175. Hansen L P 1985 A method for calculating bounds on the asymptotic covariance matrices of generalized method of moments estimators *Journal of Econometrics* **30** pp 203 - 238.
176. Hansen L P, Richard S F 1987 The role of conditioning information in deducing testable restrictions implied by dynamic asset pricing models *Econometrica* **55** pp 587- 613.
177. Hansen L P, Heaton J C, Ogaki M 1988 Efficiency bounds implied by multiperiod conditional moment restrictions *Journal of the American Statistical Association* **83**.
178. Hansen L P, Jagannathan R 1991 Implications of security market data for models of dynamic economies *Journal of Political Economy* **99** pp 225 - 262.
179. Hansen L P, Scheinkman J A 1995 Back to the future: Generating moment implications for continuous-time Markov processes *Econometrica* **63** pp 767 - 804.
180. Hansen L P, Heaton J C, Yaron A 1996 Finite-sample properties of some alternative GMM estimators *Journal of Business & Economic Statistics* **14**.
181. Hansen L P Jagannathan R 1997 Assessing specification errors in stochastic discount factor models *Journal of Finance* **52** (2) pp 557 - 590.
182. Hansen L P, Sargent T J 2001 Robust control and model uncertainty *American Economic Review* **91** (2) pp 60 - 66.
183. Hansen L P, West K D 2002 Generalized method of moments and macroeconomics *Journal of Business and Economic Statistics* **20** (4) pp 460 - 469.

- 184.** Hansen L P, Heaton J C, Li N 2008 Consumption strikes back? Measuring long-run risk *Journal of Political Economy* **116** pp 260-302.
- 185.** Hansen L P, Sargent T J 2008 Robustness *Princeton University Press* USA.
- 186.** Engle R F, Ta-Chung Liu 1972 Effects Of aggregation over time on dynamic characteristics Of an econometric model *National Bureau of Economic Research Chapters* in: *Econometric Models of Cyclical Behavior* vols 1 and 2 pp 673-738.
- 187.** Engle R F 1974 Band spectrum regression *International Economic Review* Department of Economics University of Pennsylvania and Osaka University Institute of Social and Economic Research Association vol **15** (1) pp 1 - 11.
- 188.** Engle R F, Foley D K 1975 An asset price model of aggregate investment *International Economic Review* Department of Economics University of Pennsylvania and Osaka University Institute of Social and Economic Research Association vol **16** (3) pp 625 - 647.
- 189.** Engle R F, Gardner R 1976 Some finite sample properties of spectral estimators of a linear regression *Econometrica* Econometric Society vol **44** (1) pp 149 - 165.
- 190.** Engle R F 1976 Interpreting spectral analyses in terms of time-domain models *National Bureau of Economic Research Chapters* in: *Annals of Economic and Social Measurement* vol **5** no 1 pp 89-109.
- 191.** Engle R F 1978 Testing price equations for stability across spectral frequency bands *Econometrica* Econometric Society vol **46** (4) pp 869 - 881.
- 192.** Engle R F 1980 Exact maximum likelihood methods for dynamic regressions and band spectrum regressions *International Economic Review* Department of Economics University of Pennsylvania and Osaka University Institute of Social and Economic Research Association vol **21** (2) pp 391-407.
- 193.** Engle R F 1982a Autoregressive conditional heteroskedasticity with estimates of the variance of UK inflation *Econometrica* **50** pp 987–1008.
- 194.** Engle R F 1982b A general approach to Lagrange multiplier model diagnostics *Journal of Econometrics Elsevier* vol **20** (1) pp 83 - 104.
- 195.** Engle R F 1983 Estimates of the variance of US inflation based upon the ARCH model *Journal of Money, Credit, and Banking* **15** pp 286–301.
- 196.** Engle R F, Watson M 1983 Alternative algorithms for the estimation of dynamic factor, MIMIC and varying coefficient regression models *Journal of Econometrics* vol **23** pp 385-400.

197. Engle R F, Granger C W J, Kraft D 1984 Combining competing forecasts of inflation using a bivariate arch model *Journal of Economic Dynamics and Control Elsevier* vol **8** (2) pp 151 - 165.
198. Engle R F, Hendry D F, Trumble D 1985 Small-sample properties of ARCH estimators and tests *Canadian Journal of Economics Canadian Economics Association* vol **18** (1) pp 66- 93.
199. Engle R F, Lilien D M, Watson M 1985 A Dynamic model of housing price determination *Journal of Econometrics* vol **28** pp 307-326.
200. Watson M W, Engle R F 1985 Testing for regression coefficient stability with a stationary AR(1) alternative *The Review of Economics and Statistics MIT Press* vol **67** (2) pp 341 - 346.
201. Bollerslev T, Engle R F, Nelson D B 1986 Arch models in Engle R F, McFadden D editors *Handbook of Econometrics Elsevier* edition 1 vol **4** chapter 49 pp 2959-3038.
202. Engle R F, Yoo B S 1987 Forecasting and testing in co-integrated systems *Journal of Econometrics Elsevier* vol **35** (1) pp 143 - 159.
203. Engle R F, Granger C W J 1987 Co-integration and error correction: Representation, estimation, and testing *Econometrica Econometric Society* vol **55** (2) pp 251 - 276.
204. Engle R F, Lilien D M, Robins R P 1987 Estimating time varying risk premia in the term structure: The ARCH-M model *Econometrica* **55** pp 391–407.
205. Bollerslev T, Engle R F, Wooldridge J M 1988 A capital asset pricing model with time-varying covariances *Journal of Political Economy University of Chicago Press* vol **96** (1) pp 116-131.
206. Engle R F 1988 Estimates of the variance of US inflation based upon the ARCH model: Reply *Journal of Money, Credit and Banking Blackwell Publishing* vol **20** (3) pp 422 - 423.
207. Engle R F 1990 Stock volatility and the crash of '87: Discussion *Review of Financial Studies Society for Financial Studies* vol **3** (1) pp 103-106.
208. Engle R F, Ito T, Lin W L 1990 Meteor-showers or heat waves – Heteroskedastic intradaily volatility in the foreign-exchange market *Econometrica* **58** pp 525 – 542.
209. Engle R F, Ng V K, Rothschild M 1990 Asset pricing with a factor-ARCH covariance structure: Empirical estimates for treasury bills *Journal of Econometrics* **45** pp 213 – 237.
210. Engle R F, Granger C W J editors 1991 Long-run economic relationships: Readings in Cointegration *Oxford University Press UK OUP catalogue number 9780198283393*.
211. Engle R F, Gonzalez-Rivera G 1991 Semiparametric ARCH models *Journal of Business & Economic Statistics American Statistical Association* vol **9** (4) pp 345-359.

212. Chou R, Engle R F, Kane A 1992 Measuring risk-aversion from excess returns on a stock index *Journal of Econometrics* **52** pp 201 – 224.
213. Ng V, Engle R F, Rothschild M 1992 A multi-dynamic-factor model for stock returns *Journal of Econometrics Elsevier* vol **52** (1-2) pp 245 - 266.
214. Engle R F, Navarro P, Carson R 1992 On the theory of growth controls *Journal of Urban Economics Elsevier* vol **32** (3) pp 269 - 283.
215. Engle R F, Mustafa Ch 1992 Implied ARCH models from options prices *Journal of Econometrics Elsevier* vol **52** (1-2) pp 289 - 311.
216. Ding Zh, Granger C W J, Engle R F 1993 A long memory property of stock market returns and a new model *Journal of Empirical Finance Elsevier* vol **1** (1) pp 83 - 106.
217. Engle R F, Ng V K 1993 Measuring and testing the impact of news on volatility *Journal of Finance American Finance Association* vol **48** (5) pp 1749 -1778.
218. Engle R F, Hendry D F 1993 Testing superexogeneity and invariance in regression models *Journal of Econometrics Elsevier* vol **56** (1-2) pp 119 - 139.
219. Engle R F, Kozicki Sh 1993 Testing for common features *Journal of Business & Economic Statistics American Statistical Association* vol **11** (4) pp 369 - 380.
220. Vahid F, Engle R F 1993 Common trends and common cycles *Journal of Applied Econometrics John Wiley & Sons Ltd* vol **8** (4) pp 341 - 360.
221. Engle R F, Susmel R 1993 Common volatility in international equity markets *Journal of Business & Economic Statistics American Statistical Association* vol **11** (2) pp 167 - 176.
222. Engle R F, Ng V K 1993 Time-varying volatility and the dynamic behavior of the term structure *Journal of Money, Credit and Banking Blackwell Publishing* vol **25** (3) pp 336 - 349.
223. Susmel R, Engle R F 1994 Hourly volatility spillovers between international equity markets *Journal of International Money and Finance Elsevier* vol **13** (1) pp 3 - 25.
224. Lin W-L, Engle R F, Ito T 1994 Do bulls and bears move across borders? International transmission of stock returns and volatility *Review of Financial Studies, Society for Financial Studies* vol **7** (3) pp 507 - 538.
225. Engle R F 1994 Bayesian analysis of stochastic volatility models: Comment *Journal of Business & Economic Statistics American Statistical Association* vol **12** (4) pp 395-396.
226. Engle R F, Kroner K F 1995 Multivariate simultaneous generalized ARCH *Econometric Theory Cambridge University Press UK* vol **11** (01) pp 122 - 150.
227. Engle R F, Issler J V 1995 Estimating common sectoral cycles *Journal of Monetary Economics Elsevier* vol **35** (1) pp 83 - 113.

228. Engle R F editor 1995 ARCH: Selected readings *Oxford University Press* UK OUP Catalogue number 9780198774327.
229. Engle R F, Russell J R 1997 Forecasting the frequency of changes in quoted foreign exchange prices with the autoregressive conditional duration model *Journal of Empirical Finance Elsevier* vol **4** (2-3) pp 187 - 212.
230. Vahid F, Engle R F 1997 Codependent cycles *Journal of Econometrics Elsevier* vol **80** (2) pp 199 - 221.
231. Engle R F, Russell J R 1998 Autoregressive conditional duration: A new model for irregularly spaced transaction data *Econometrica* **66** pp 1127–1162.
232. Burns P, Engle R F, Mezrich J 1998 Correlations and volatilities of asynchronous data *Journal of Derivatives* pp 1–12.
233. Engle R F, White H editors 1999 Cointegration, causality, and forecasting: Festschrift in honour of Clive W J Granger *Oxford University Press* UK OUP Catalogue number 9780198296836.
234. Engle R F, Smith A D 1999 Stochastic permanent breaks *The Review of Economics and Statistics MIT Press* Cambridge USA vol **81** (4) pp 553 - 574.
235. Engle R F 2000 The econometrics of ultra-high-frequency data *Econometrica* **68** (1) pp 1 – 22.
236. Alfonso D, Engle R F 2000 Time and the price impact of a trade *Journal of Finance American Finance Association* vol **55** (6) pp 2467 - 2498.
237. Engle R F 2001a GARCH 101: The use of ARCH/GARCH models in applied econometrics *Journal of Economic Perspectives American Economic Association* vol **15** (4) pp 157 - 168.
238. Engle R F 2001b Financial econometrics - A new discipline with new methods *Journal of Econometrics Elsevier* vol **100** (1) pp 53 - 56.
239. Engle R F, Lange J 2001 Predicting VNET: A model of the dynamics of market depth *Journal of Financial Markets Elsevier* vol **4** (2) pp 113 - 142.
240. Engle R F, Patton A J 2001 What good is a volatility model? *Quantitative Finance Taylor and Francis Journals* vol **1** (2) pp 237 - 245.
241. Manganelli S, Engle R F 2001 Value at risk models in finance European Central Bank Working Paper no 75 ISSN 1561-0810 European Central Bank Kaiserstrasse 29 D-60311 Frankfurt am Main Germany pp 1 - 41.

242. Engle R 2002a Dynamic conditional correlation: A simple class of multivariate generalized autoregressive conditional heteroskedasticity models *Journal of Business & Economic Statistics* **20** (3) pp 339 – 350.
243. Engle R 2002b New frontiers for ARCH *Journal of Applied Econometrics* **17** (5) pp 425 – 446.
244. Engle R, Ishida I 2002 Forecasting variance of variance: The square-root, the affine, and the CEV Garch models *Department of Finance Working Papers* New York University NY USA.
245. Rosenberg J V, Engle R F 2002 Empirical pricing kernels *Journal of Financial Economics* **64** (3) pp 341 – 372.
246. Engle R F 2003 Risk and volatility: Econometrics models and financial practice *Nobel Lecture* www.nobel.org pp 326 - 349.
247. Engle R F, Lunde A 2003 Trades and Quotes: A Bivariate Point Process *Journal of Financial Econometrics Society for Financial Econometrics* vol **1** (2) pp 159 - 188.
248. Engle R F, Manganelli S 2004 CAViaR: Conditional autoregressive value at risk by regression quantiles *Journal of Business & Economic Statistics* American Statistical Association vol **22** pp 367 - 381.
249. Engle R F 2004a Robert F Engle: Understanding volatility as a process *Quantitative Finance Taylor and Francis Journals* vol **4** (2) pp 19 - 20.
250. Engle R F 2004b Risk and volatility: Econometric models and financial practice *American Economic Review* American Economic Association vol **94** (3) pp 405 - 420.
251. Engle R F, Patton A J 2004 Impacts of trades in an error-correction model of quote prices *Journal of Financial Markets Elsevier* vol **7** (1) pp 1 - 25.
252. Russell J R, Engle R F 2005 A discrete-state continuous-time model of financial transactions prices and times: The autoregressive conditional multinomial-autoregressive conditional duration model *Journal of Business & Economic Statistics* American Statistical Association vol **23** pp 166 - 180.
253. Cappiello L, Engle R F, Sheppard K 2006 Asymmetric dynamics in the correlations of global equity and bond returns *Journal of Financial Econometrics Society for Financial Econometrics* vol **4** (4) pp 537 - 572.
254. Engle R F, Gallo G M 2006 A multiple indicators model for volatility using intra-daily data *Journal of Econometrics Elsevier* vol **131** (1-2) pp 3 - 27.

- 255.** Diebold F X, Engle R F, Favero C, Gallo G M, Schorfheide F 2006 The econometrics of macroeconomics, finance, and the interface *Journal of Econometrics Elsevier* vol **131** (1-2) pp 1 - 2.
- 256.** Engle R F, Marcucci J 2006 A long-run pure variance common features model for the common volatilities of the Dow Jones *Journal of Econometrics Elsevier* vol **132** (1) pp 7 - 42.
- 257.** Engle R F, Colacito R 2006 Testing and valuing dynamic correlations for asset allocation *Journal of Business & Economic Statistics American Statistical Association* vol **24** pp 238 - 253.
- 258.** Engle R F 2006a Private communications on the modern portfolio, risk management and nonlinear dynamic chaos theories in finances *Rotman School of Management University of Toronto Ontario Canada*.
- 259.** Engle R F 2006b Private communications on the Stratonovich – Kalman – Bucy filtering algorithm *Rotman School of Management University of Toronto Canada*.
- 260.** Barone-Adesi G, Engle R F, Mancini L 2007 A GARCH option pricing model in incomplete markets *Swiss Finance Institute Research Paper Series 07-03 Swiss Finance Institute Switzerland*.
- 261.** Engle R F, Rangel J G 2008 The Spline-GARCH model for low-frequency volatility and its global macroeconomic causes *Review of Financial Studies Society for Financial Studies* vol **21** (3) pp 1187 - 1222.
- 262.** Easley D, Engle R F, O'Hara M, Wu L 2008 Time-varying arrival rates of informed and uninformed trades *Journal of Financial Econometrics Society for Financial Econometrics* vol **6** (2) pp 171 - 207.
- 263.** Giovanni B-A, Engle R F, Mancini L 2008 A GARCH option pricing model with filtered historical simulation *Review of Financial Studies Society for Financial Studies* vol **21** (3) pp 1223 - 1258.
- 264.** Bali T G, Engle R F 2010 The intertemporal capital asset pricing model with dynamic conditional correlations *Journal of Monetary Economics Elsevier* vol **57** (4) pp 377 -390.
- 265.** Engle R F 2011 Long-term skewness and systemic risk *Journal of Financial Econometrics Society for Financial Econometrics* vol **9** (3) pp 437 - 468.
- 266.** Colacito R, Engle R F, Ghysels E 2011 A component model for dynamic correlations *Journal of Econometrics Elsevier* vol **164** (1) pp 45 - 59.
- 267.** Engle R F, Kelly B 2012 Dynamic equicorrelation *Journal of Business & Economic Statistics American Statistical Association* vol **30** (2) pp 212 - 228.

- 268.** Engle R F, Gallo G M, Velucchi M 2012 Volatility spillovers in East Asian financial markets: A mem-based approach *The Review of Economics and Statistics MIT Press* vol **94** (1) pp 222 - 223.
- 269.** Engle R F 2012 Forecasting intraday volatility in the US equity market. Multiplicative component GARCH *Journal of Financial Econometrics Society for Financial Econometrics* vol **10** (1) pp 54 - 83.
- 270.** Acharya V, Engle R F, Richardson M 2012 Capital shortfall: A new approach to ranking and regulating systemic risks *American Economic Review American Economic Association* vol **102** (3) pp 59 - 64.
- 271.** Rangel J G, Engle R F 2012 The Factor--Spline--GARCH model for high and low frequency correlations *Journal of Business & Economic Statistics American Statistical Association* vol **30** (1) pp 109 - 124.
- 272.** Engle R F, Ghysels E, Sohn B 2013 Stock market volatility and macroeconomic fundamentals *The Review of Economics and Statistics MIT Press* vol **95** (3) pp 776 - 797.
- 273.** Bollerslev T 1986 Generalized Autoregressive Conditional Heteroskedasticity *Journal of Econometrics* vol **31** pp 307–327.
- 274.** Bollerslev T, Russell J, Watson M 2010 Volatility and time series econometrics *Oxford University Press Oxford UK ISBN13: 9780199549498 ISBN10: 0199549494* pp 1 - 384.
- 275.** Barone-Adesi G, Giannopoulos K, Vosper L 1999 VaR without correlations for non-linear portfolios *Journal of Futures Markets* vol **19** pp 583 - 602.
- 276.** McNeil A, Frey R 2000 Estimation of tail related risk measure for heteroscedastic financial time series: An extreme value approach *Journal of Empirical Finance* vol **7** pp 271-300.
- 277.** Campbell J Y 1987 Stock returns and the term structure *Journal of Financial Economics* **18** (2) pp 373 - 399.
- 278.** Campbell J Y 1993 Intertemporal asset pricing without consumption data *American Economic Review* **83** (3) pp 487 - 512.
- 279.** Campbell J Y, Cochrane J H 1999 By force of habit: a consumption-based explanation of aggregate stock market behavior *Journal of Political Economy* **107** pp 205 - 251.
- 280.** Campbell J Y, Polk C, Vuolteenaho T 2009 Growth or glamour: Fundamentals and systematic risk in stock returns *Review of Financial Studies* **23** (1) pp 305 - 344.
- 281.** Campbell J Y , Giglio S, Polk C, Turley R 2012 An intertemporal CAPM with stochastic volatility *NBER Working Paper 18411*.

282. Campbell J Y, Shiller R J 1987 Cointegration and tests of present value models *Journal of Political Economy* **95** pp 1062 - 1088.
283. Campbell J Y, Shiller R J 1988a The dividend-price ratio and expectations of future dividends and discount factors *Review of Financial Studies* **1** pp 195 - 227.
284. Campbell J Y, Shiller R J 1988b Stock prices, earnings, and expected dividends *Journal of Finance* **43** pp 661-676.
285. Campbell J Y, Shiller R J 1991 Yield spreads and interest rate movements: A bird's eye view *Review of Economic Studies* **58** pp 495 - 514.
286. Campbell J Y, Vuolteenaho T 2004 Bad beta, good beta *American Economic Review* **94** (5) pp 1249 - 1275.
287. Jegadeesh N, Titman S 1993 Returns to buying winners and selling losers: Implications for stock Market efficiency *The Journal of Finance* **48** (1) pp 65–91.
288. Brown S J, Harlow V, Starks L 1996 Of tournaments and temptations: An analysis of managerial incentives in the mutual fund industry *Journal of Finance* **51** (1) pp 85 - 110.
289. Brown S J, Goetzmann W N, Park J 1997 Conditions for survival: Changing risk and the performance of hedge fund managers and CTAs SSRN-id58477.pdf.
290. Brown S J, Goetzmann W N, Ibbotson R G 1998 Offshore hedge funds: survival & performance 1989-1995 *Journal of Business* vol **72** pp 91-117.
291. Brown S J, Goetzmann W N, Ibbotson R G 1999 Offshore hedge funds: Survival and performance 1989-1995 *The Journal of Business* vol **72** no 1 pp 91-117.
292. Brown S J, Goetzmann W, Park J 2000 Hedge funds and the Asian currency crisis *Journal of Portfolio Management* **26** (4) pp 95-101.
293. Brown S J 2001 Hedge funds: Omniscient or just plain wrong *Pacific-Basin Finance Journal* **9** (4) pp 301–311.
294. Brown S J, Goetzmann W N, Park J 2001 Careers and survival: Competition and risk in the hedge fund and CTA industry *Journal of Finance* **61** pp 1869-1886.
295. Brown S J, Goetzmann W N 2001 Hedge funds with style *Yale International Center for Finance Working Paper No 00-29*.
296. Brown S J, Goetzmann W N 2003 Hedge funds with style *The Journal of Portfolio Management* vol **29** (2) pp 101-112.
297. Brown S J, Fraser Th L, Liang B 2008 Hedge fund due diligence: A source of alpha in a hedge fund portfolio strategy <http://ssrn.com/paper=1016904>.

- 298.** Brown S J, Goetzmann W N, Liang B, Schwarz Ch 2008 Mandatory disclosure and operational risk: Evidence from hedge fund registration *Journal of Finance* **63** (6) pp 2785-2815.
- 299.** Brown S J, Goetzmann W N, Liang B, Schwarz C 2010 Trust and Delegation *NBER Working Papers no 15529* National Bureau of Economic Research New York USA.
- 300.** Fung W, Hsieh D A 1997a Empirical characteristics of dynamic trading strategies: The case of hedge funds *Review of Financial Studies* **10** (2) pp 275-307.
- 301.** Fung W, Hsieh D A 1997b Investment style and survivorship bias in the returns of CTAs: The information content of track records *Journal of Portfolio Management* **24** pp 30 - 41.
- 302.** Fung W, Hsieh D A 1999a A primer on hedge funds *Journal of Empirical Finance* **6** (3) pp 309-331.
- 303.** Fung W, Hsieh D A 1999b Is mean-variance analysis applicable to hedge funds? *Economic Letters* **62** (1) pp 53–58.
- 304.** Fung W, Hsieh D A 2000a Measuring the market impact of hedge funds *Journal of Empirical Finance* **7** pp 1–36.
- 305.** Fung W, Hsieh D A 2000b Performance characteristics of hedge funds and commodity funds: Natural vs. spurious biases *The Journal of Financial and Quantitative Analysis* vol **35** no 3 pp 291-307.
- 306.** Fung W, Hsieh D A 2001 The risk in hedge fund strategies: Theory and evidence from trend followers *Review of Financial Studies* **14** (2) pp 313-341.
- 307.** Fung W, Hsieh D A 2002a Risk in fixed-income hedge fund styles *Journal of Fixed Income* **12** no 2 pp 6–27.
- 308.** Fung W, Hsieh D A 2002b Asset-based style factors for hedge funds *Financial Analysts Journal* **58** no 5 pp 16-27.
- 309.** Fung W, Hsieh D A 2002c Benchmarks of hedge funds performance: information content and measurement bias *Financial Analysts Journal* **58** no 1 pp 22-34.
- 310.** Fung W, Hsieh D A 2003 The risks in hedge fund strategies: alternative alphas and alternative betas in *The new generation of risk management for hedge funds and private equity funds* Jaeger L editor pp 72 – 87 *Euromoney Institutional Investor PLC* London UK.
- 311.** Fung W, Hsieh D A 2004a Extracting portable alphas from equity long-short hedge funds *Journal of Investment Management* **2** no 4 pp 57 – 75.
- 312.** Fung W, Hsieh D A 2004b Hedge fund benchmarks: A risk-based approach *Financial Analysts Journal* **60** no 5 pp 65 - 80.

- 313.** Fung W, Hsieh D A 2006a The risk in hedge fund strategies: theory and evidence from long/short equity hedge funds *Duke University Working Paper* Raleigh North Carolina USA.
- 314.** Fung W, Hsieh D A 2006b Hedge funds: An industry in its adolescence *Federal Reserve Bank of Atlanta Economic Review* **91** Fourth Quarter pp 1 – 33.
- 315.** Fung W, Hsieh D A 2007 Hedge fund replication strategies: Implications for investors and regulators *Financial Stability Review* **10** pp 55-66.
- 316.** Fung W, Hsieh D A, Naik N, Ramadorai T 2006 Hedge funds: Performance, risk and capital formation *American Finance Association 2007 Chicago Meetings Paper* (July 19) <http://ssrn.com/abstract=778124> (November 17, 2006).
- 317.** Fung W, Hsieh D A, Naik N Y, Ramadorai T 2008 Hedge funds: Performance, risk, and capital formation *Journal of Finance* **63** no 4 pp 1777-1803.
- 318.** Ackermann C, Ravenscraft D 1998 The impact of regulatory restrictions on fund performance: A comparative study of hedge funds and mutual funds *University of North Carolina Dissertation* Raleigh North Carolina USA.
- 319.** Ackermann C, McEnally R, Ravenscraft D 1999 The performance of hedge funds: Risk, returns and incentives *Journal of Finance* vol **53** pp 833-874.
- 320.** Eichengreen B, Mathieson D, Chadha B, Jansen A, Kodres L, Sharma S 1998 Hedge funds and financial market dynamics *International Monetary Fund Occasional Paper 166* Washington DC USA.
- 321.** Mathieson D, Chadha B, Jansen A, Kodres L, Eichengreen B, Sharma S 1998 Hedge fund and financial market dynamics *International Monetary Fund*.
- 322.** Edwards F R 1999 Hedge funds and the collapse of long-term capital management *Journal of Economic Perspectives* **13** (2) pp 189-210.
- 323.** Edwards F 2000a Measuring the market impact of hedge funds *Journal of Empirical Finance* **7** no 1 pp 1 – 36.
- 324.** Edwards F 2000b Performance characteristics of hedge funds and commodity funds: Natural vs. spurious biases *Journal of Financial and Quantitative Analysis* **35** no 3 pp 291 – 307.
- 325.** Edwards F, Caglayan M O 2001 Hedge fund and commodity fund investment styles in bull and bear markets *The Journal of Portfolio Management* **27** (4) pp 97-108.
- 326.** Edwards F 2003 The risks in hedge fund strategies: Alternative alphas and alternative betas in *The new generation of risk management for hedge funds and private equity funds* Jaeger L editor pp 72 – 87 London: Euromoney Institutional Investor PLC.

327. Edwards F R, Gaon S 2003 Hedge funds: What do we know? *Journal of Applied Corporate Finance* **15** no 4 pp 58 – 71.
328. Edwards F 2004a Extracting portable alphas from equity long-short hedge funds *Journal of Investment Management* **2** no 4 pp 57 – 75.
329. Edwards F 2004b Hedge fund benchmarks: A risk-based approach *Financial Analysts Journal* **60** no 5 pp 65 – 80.
330. Edwards F R 2006 Hedge funds and investor protection regulation *Economic Review* Fourth Quarter pp 35 - 48.
331. Liang B 1999 On the performance of hedge funds *Financial Analysts Journal* **55** (4).
332. Liang B 2000 Hedge funds: The living and the dead *The Journal of Financial and Quantitative Analysis* vol **35** no 3 pp 309-326.
333. Liang B 2003 Hedge fund returns: Auditing and accuracy *Journal of Portfolio Management* vol **29** pp 111-122.
334. Liang B 2004 Alternative investments: CTAs, hedge funds, and funds-of-funds *Journal of Investment Management* **3** (4) pp 76-93.
335. President's Working Group on Financial Markets 1999 Hedge funds, leverage, and the lessons of long-term capital management *Report of the President's Working Group on Financial Markets*.
336. Stonham P 1999 Too close to the hedge: The case of long term capital management LP Part one: Hedge fund analytics *European Management Journal* vol **17** pp 282-289.
337. Stonham P 1999 Too close to the hedge: The case of long term capital management Part two: Near-collapse and rescue *European Management Journal* vol **17** issue 4 pp 382-390.
338. Tatsaronis K 2000 Hedge funds *BIS Quarterly Review* vol **61** pp 61-71.
339. Agarwal V, Naik N Y 2000 Performance evaluation of hedge funds with option based and buy-and-hold strategies *Working Paper London Business School* London UK.
340. Agarwal V, Naik N Y 2004 Risks and portfolio decisions involving hedge funds *Review of Financial Studies* **17** (1) pp 63-98.
341. Asness C, Krail R, Liew J 2001 Do hedge funds hedge? *Journal of Portfolio Management* **28** (1) pp 6-19.
342. Braga M D 2001 Problematichie di performance measurement nell'hedge fund industry *Lettera Newfin* vol **14** no 2.
343. Brealy R, Kaplanis E 2001 Hedge funds and financial stability: An analysis of factor exposures *International Finance* **4** (2) pp 161-187.
344. Cochrane J H 2001 Asset Pricing *Princeton University Press* USA.

- 345.** Brooks C, Kat H M 2001 The statistical properties of hedge fund index returns and their implications for investors *Journal of Alternative Investments* vol **5** no 3 pp 26-44.
- 346.** Amin G S, Kat H M 2001 Hedge fund performance 1990-2000: Do the "money machines" really add value? *ISMA Centre Discussion Papers in Finance 2001 - 05* University of Reading UK pp 1 - 33.
- 347.** Amin G S, Kat H M 2003a Hedge fund performance 1990-2000: Do the "money machines" really add value? *Journal of Financial and Quantitative Analysis* **38** (2) pp 251-274.
- 348.** Amin G, Kat H 2003b Stocks, bonds, and hedge funds: Not a free lunch! *The Journal of Portfolio Management* **29** (4) pp 113-120.
- 349.** Kat H M 2003 10 things that investors should know about hedge funds *Institutional Investor* pp 72-81.
- 350.** Kat H M, Menexe F 2003 Persistence in hedge fund performance: the true value of track record *Journal of Alternative Investments* vol **5** pp 66-72.
- 351.** Kat H M, Palaro H P 2005 Hedge fund returns – You can make them yourself! *Journal of Wealth Management* vol **8** no 2 pp 62-68.
- 352.** Kat H M, Palaro H P 2006 Replication and evaluation of funds of hedge funds returns in Fund of hedge funds: Performance, assessment, diversification and statistical properties editor Gregoriou G *Chapter 3 Elsevier Press* The Netherlands.
- 353.** Kat H M 2007 Alternative routes to hedge fund return replication *Journal of Wealth Management* **10** (3) pp 25-39.
- 354.** Kat H M 2010 Things that investors should know about hedge funds *Institutional Investor* pp 72-81.
- 355.** Capocci D, Hübner G 2001 L'Univers des hedge funds, une perspective empirique *Revue Bancaire et Financiere* September no 6 pp 361 - 369.
- 356.** Capocci D, Corhay A, Hübner G 2003 Hedge fund performance and persistence in bull and bear markets *Department of Management Universite de Liege* Belgium 0402018.pdf pp 1 - 40.
- 357.** Capocci D, Hübner G 2004 An analysis of hedge fund performance *Journal of Empirical Finance* **11** (1) pp 55-89.
- 358.** Kramer D 2001 Hedge fund disasters: Avoiding the next catastrophe *Alternative Investment Quarterly* **1**.

- 359.** Goetzmann W N, Ingersoll J Jr, Ross S A 2001 High-water marks and hedge fund management contracts *Yale International Center for Finance Social Science Research Network* pp 1 - 41 http://papers.ssrn.com/paper.taf?abstract_id=270290 .
- 360.** Anson M J P 2002 Hedge Funds *Chapter 29* in Fabozzi F and Markowitz H editors *The Theory and Practice of Investment Management John Wiley & Sons Inc* New York USA.
- 361.** Favre L, Galeano J-A 2002 Mean –modified Value-at-Risk optimization with hedge funds *Journal of Alternative Investments* Fall vol **5**.
- 362.** Gimbel Th, Gupta F, Pines D 2002 Entry and exit: The lifecycle of a hedge fund 0407002.pdf pp 1 - 12 *Credit Suisse Asset Management* New York USA.
- 363.** Ineichen A 2002 Absolute Returns: Risks and Opportunities of Hedge Fund Investing *John Wiley & Sons Inc* Hoboken New Jersey USA pp 1 - 514.
- 364.** Kao D 2002 Battle for alphas: Hedge funds versus long-only portfolios *Financial Analysts Journal* **58** pp 16 - 36.
- 365.** Locho R 2002 Hedge funds and hope *The Journal of Portfolio Management* **28** pp 92 - 99.
- 366.** Schneeweis, Kazemi, Martin 2002 Understanding hedge fund performance: Research issues revisited - Part I *Journal of Alternative Investments* Winter pp 6-22.
- 367.** Weismann A 2002 Informationless investing and hedge fund measurement bias *Journal of Portfolio Management* Summer pp 80 - 91.
- 368.** Amenc N, El Bied S, Martellini L 2003 Evidence of predictability in hedge fund returns *Financial Analysts Journal* **59** pp 32-46.
- 369.** Amenc N, Géhin W, Martellini L, Meyfredi J - Ch 2007 The myths and limits of passive hedge fund replication *EDHEC Risk and Asset Management Research Centre Working Paper*.
- 370.** Amenc N, Géhin W, Martellini L, Meyfredi J - Ch, Ziemann V 2008 Passive hedge fund replication - Beyond the linear case *EDHEC Risk and Asset Management Research Centre Working Paper*.
- 371.** Bacmann J F, Scholz S 2003 Alternative performance measures for hedge funds *AIMA Journal* vol **1** pp 1-9.
- 372.** Bares P-A, Gibson R, Gyger S 2003 Performance in the hedge fund industry: An analysis of short and long-term persistence *Journal of Alternative Investments* **6** pp 25 - 41.
- 373.** Geman H, Kharoubi C 2003 Hedge funds revisited: Distributional characteristics dependence structure, and diversification *Journal of Risk* **5** (4) pp 55-74.

374. Gregoriou G N 2003 Performance appraisal of funds of hedge funds using data envelopment analysis *Journal of Wealth Management* **5** pp 88 – 95.
375. Gregoriou G N, Gueyie J P 2003 Risk adjusted performance of funds of hedge funds using a modified Sharpe ratio *Journal of Wealth Management* vol **6** pp 77-83.
376. Gregoriou G N, Sedzro K, Zhu J 2005 Hedge fund performance appraisal using data envelopment analysis *European Journal of Operational Research* **164** (2) p 555.
377. Gregoriou G N, Kooli M, Rouah F 2008 Survival of strategic, market defensive, diversified and conservative fund of hedge funds: 1994-2005 *Journal of Derivatives and Hedge Funds* vol **13** no 4 pp 273-286.
378. Goetzmann W N, Ingersoll J E Jr, Ross S A 2003 High-water marks and hedge fund management contracts *Journal of Finance* **58** pp 1685-1717.
379. Gulko L 2003 Performance metrics for hedge funds *Journal of Alternative Investments* vol **5** pp 88-95.
380. Ennis, Sebastian 2003 A critical look at the case for hedge funds *Journal of Portfolio Management* **29** (4) pp 103-123.
381. Schneeweis, Kazemi, Martin 2003 Understanding hedge fund performance: Research issues revisited - Part II *Journal of Alternative Investments* Spring pp 8 - 30.
382. Popova I, Morton D P, Popova E 2003 Optimal hedge fund allocation with asymmetric preferences and distributions *Technical Report* The University of Texas at Austin Texas USA.
383. Popova I, Morton D P, Popova E 2006, Efficient fund of hedge fund construction under downside risk measures *Journal of Banking and Finance* **30** pp 503 - 518.
384. Morton D P, Popova E, Popova I 2006 Efficient fund of hedge funds construction under downside risk measures *Journal of Banking & Finance* vol **30** (2).
385. Agarwal V, Naik N J 2004 Risk and portfolio decisions involving hedge funds *The Review of Financial Studies* pp 63-98.
386. Aggarwal R K, Jorion Ph 2010 Hidden survivorship in hedge fund returns *Financial Analysts Journal* vol **66** no 2.
387. Bacmann J F, Gawron G 2004 Fat tail risk in portfolios of hedge funds and traditional investments *Working Paper RMF Investment Management*.
388. Baquero G, ter Horst J, Verbeek M 2004 Survival, look-ahead bias, and persistence in hedge fund performance *Journal of Financial and Quantitative Analysis* **40** pp 493-517.

- 389.** ter Horst J, Verbeek M 2004 Fund liquidation, self-selection and look-ahead bias in the hedge fund industry *ERIM Report Series Research in Management* ERS-2004-104-F&A pp 1 – 32.
- 390.** ter Horst J, Verbeek M 2007 Fund liquidation, self-selection and look-ahead bias in the hedge fund industry *Review of Finance* **11** no 4 pp 605-632.
- 391.** Boido C., Riente E 2004 Hedge fund: dal mito alla realtà *Banche e Banchieri* vol **5** pp 406-420.
- 392.** Abreu D, Brunnermeier M 2002 Synchronization risk and delayed arbitrage *Journal of Financial Economics* **66** (2-3) pp 341 - 360.
- 393.** Brunnermeier M, Nagel S 2004 Hedge funds and the technology bubble *Journal of Finance* **59** pp 2013-2040.
- 394.** Brunnermeier M 2009 Deciphering the liquidity and credit crunch of 2007-2008 *Journal of Economic Perspectives* **23** (1) pp 77 - 100.
- 395.** Brunnermeier M, Pedersen L H 2009 Market liquidity and funding liquidity *Review of Financial Studies* **22** (6) pp 2201-2238.
- 396.** Feiger G, Botteron P 2004 Should you, would you, could you invest in hedge funds? *Journal of Financial Transformation* vol **10** pp 57-65.
- 397.** Getmansky M, Lo A W, Mei S X 2004 Sifting through the wreckage: Lessons from recent hedge-fund liquidations *Journal of Investment Management* **2** pp 6-38.
- 398.** Getmansky M, Lo A W, Makarov I 2004 An econometric model of serial correlation and illiquidity in the hedge fund returns *Journal of Financial Economics* vol **74** pp 529-609.
- 399.** Hedges J R 2004 Size vs performance in the hedge fund industry *Journal of Financial Transformation* vol **10** April pp 14 - 17.
- 400.** Huber C, Kaiser H 2004 Hedge fund factors with option-like structures: Examples and explanations *Journal of Wealth Management* **7** pp 49 - 60.
- 401.** Nguyen-Thi-Thanh Huyen 2004 Hedge fund behavior: An ex-post analysis *Working Paper LEO Université d'Orléans* Rue de Blois BP 6739 45067 Orléans Cedex 2 France.
- 402.** Nguyen-Thi-Thanh Huyen 2006 On the use data envelopment analysis in hedge fund performance appraisal *Working Paper LEO Université d'Orléans* Rue de Blois BP 6739 45067 Orléans Cedex 2 France pp 1 - 34
<http://halshs.archives-ouvertes.fr/halshs-00120292/fr/> .
- 403.** Lhabitant F S 2004 Hedge funds with quantitative insights *John Wiley & Sons Inc* USA.

- 404.** Posthuma N, van der Sluis P J 2004 A critical examination of historical hedge fund returns *Chapter 13* in *Intelligent hedge fund investing: Successfully avoiding pitfalls through better risk evaluation* Schachter B editor *Risk Books*.
- 405.** Al-Sharkas A A 2005 The return in hedge fund strategies *International Journal of Business* vol **10** no 3.
- 406.** Alexander C, Dimitriu A 2005 Detecting switching strategies in equity hedge funds *Journal of Alternative Investments* **8** pp 7-13.
- 407.** Carretta A, Mattarocci G 2005 The performance evaluation of hedge funds: a comparison of different approaches using European data *MPRA Paper No. 4294* Munich University Munich Germany pp 1 - 18 <http://mpra.ub.uni-muenchen.de/4294/> .
- 408.** Chan N T, Getmansky M, Haas Sh M, Lo A W 2005 Systemic risk and hedge funds *The Risks of Financial Institutions* (NBER Book Chapter).
- 409.** Chan N T, Getmansky M, Haas Sh M, Lo A W 2006 Do hedge funds increase systemic risk? *Economic Review - Federal Reserve Bank of Atlanta* **91** (4) pp 49-80.
- 410.** Chan N T, Getmansky M, Lo A W, Haas Sh M 2007 Systemic risk and hedge funds in Carey M, Stulz R editors *The Risks of Financial Institutions and the Financial Sector* *University of Chicago Press* Chicago IL USA.
- 411.** Cremers J, Kritzman M, Page S 2005 Optimal hedge fund allocation *Journal of Alternative Investments* pp 70-81.
- 412.** Danielsson J, Taylor A, Zigrand J P 2005 Highwaymen or heroes: Should hedge funds be regulated?: A survey *Journal of Financial Stability* **1** (4) pp 522–543.
- 413.** Do V, Faff R, Wickramanayake J 2005 An empirical analysis of hedge fund performance: The case of Australian hedge funds industry *Journal of Multinational Financial Management* **15** (4-5) pp 377–393 2005.
- 414.** Eling M, Schuhmacher F 2005 Performance-Maße für Hedgefonds-Indizes – wie geeignet ist die Sharpe-Ratio? *Absolut Report* no 29 December pp 36 - 43.
- 415.** Jaeger L, Wagner C 2005 Factor modelling and benchmarking of hedge funds: Can passive investments in hedge funds deliver? *Journal of Alternative Investments* **8** pp 9-36.
- 416.** Hodder J E, Jackwerth J C 2005 Incentive contracts and hedge fund management *Finance Department School of Business University of Wisconsin-Madison USA; Department of Economics University of Konstanz Germany* pp 1 - 34.
- 417.** Malkiel B G, Saha A 2005 Hedge funds: Risk and return *Financial Analysts Journal* **61** pp 80-88.

- 418.** Kaiser D G, Kisling K 2005 Der einfluss von kapitalbindungsfristen auf die Sharpe ratio aktienbasierter hedgefonds-strategien *Absolut Report* no 28 10/2005 pp 26 - 33.
- 419.** Garbaravičius T 2005 Hedge funds and their implications for financial stability *ECB Occasional Paper Series* **34**.
- 420.** Garbaravičius T, Dierick F 2005 Hedge funds and their implications for financial stability *ECB Occasional Paper* no 34 August.
- 421.** Gilroy B M, Lukas E 2005 Economic theory in everyday life: Hedge funds *MPRA Paper No. 22047* Munich University Munich Germany pp 1- 6 <http://mpa.ub.uni-muenchen.de/22047/>.
- 422.** Gupta A, Lang B 2005 Do hedge funds have enough capital? A value-at-risk approach *Journal of Financial Economics* **77** pp 219-253.
- 423.** Azman-Saini W N W 2006 Hedge funds, exchange rates and causality: Evidence from Thailand and Malaysia *MPRA Paper No. 716* Munich University Munich Germany <http://mpa.ub.uni-muenchen.de/716/> .
- 424.** Baba N, Goko H 2006 Survival analysis of hedge funds *Bank of Japan Working Paper Series* no 06-E-05.
- 425.** Heidorn T, Hoppe C, Kaiser D G 2006a Hedgefondszertifikate in Deutschland - marktanalyse, strukturierungsvarianten und eignung für privatinvestoren *BankArchiv* Ausgabe 2/2006 Germany pp 87-97.
- 426.** Heidorn T, Hoppe C, Kaiser D G 2006b Konstruktion und verzerrungen von hedgefonds-indizes in Busack M, Kaiser D G Editors *Handbuch Alternative Investments* Band 1 *Gabler Verlag* Wiesbaden Germany.
- 427.** Jagannathan R, Malakhov A, Novikov D 2006 Do hot hands exist among hedge fund managers? An empirical evaluation *Working Paper 12015* National Bureau of Economic Research Cambridge Massachusetts USA <http://www.nber.org/papers/w12015> .
- 428.** Sadka R 2006 Momentum and post-earnings-announcement drift anomalies: The role of liquidity risk *Journal of Financial Economics* **80** pp 309-349.
- 429.** Boyson N M, Stahel Ch W, Stulz R M 2006 Is there hedge fund contagion? *Working Paper 12090* National Bureau of Economic Research Cambridge Massachusetts USA <http://www.nber.org/papers/w12090> .
- 430.** Boyson N M, Stahel Ch W, Stulz R M 2008 Hedge fund contagion and liquidity *Working Paper 14068* National Bureau of Economic Research Cambridge Massachusetts USA pp 1 - 46 <http://www.nber.org/papers/w14068> .

- 431.** Izzo P 2006 Moving the market: Economists see hedge-fund risks — Survey indicates concerns about a lack of oversight, use of borrowed money *Wall Street Journal* Oct. 13 p C3.
- 432.** Jackwerth J C, Hodder J E 2006 Incentive contracts and hedge fund management *MPRA Paper No. 11632* Munich University Munich Germany <http://mpra.ub.uni-muenchen.de/11632/> .
- 433.** Ding B, Shawky H A 2006 The performance of hedge fund strategies and the asymmetry of return distributions *Center for Institutional Investment Management Working Paper* Department of Finance School of Business University at Albany USA.
- 434.** Heidorn Th, Hoppe Ch, Kaiser D G 2006 Heterogenität von Hedgefondsindizes *Working paper series HfB - Business School of Finance & Management* no 71 pp 1-39 <http://nbn-resolving.de/urn:nbn:de:101:1-2008082777> , <http://hdl.handle.net/10419/27839> .
- 435.** Adrian T 2007 Measuring risk in the hedge fund sector *Federal Reserve Bank of New York Current Issues in Economics and Finance* **13** (3).
- 436.** Becker Ch, Clifton K 2007 Hedge fund activity and carry trades in Research on Global Financial Stability: The use of BIS International Financial Statistics *CGFS Publications* no 29 pp 156-175.
- 437.** Bowler B 2007 The emergence of synthetic hedge funds http://www.pacificprospect.com/jsp_2007/downloads/a/2.pdf .
- 438.** Billio M, Getmansky M, Pelizzon L 2007 Dynamic risk exposure in hedge funds working paper University of Massachusetts Amherst MA USA.
- 439.** Kambhu J, Schuermann T, Stiroh K 2007 Hedge funds, financial intermediation, and systemic risk *FRBNY Economic Policy Review* **13** pp 1-18.
- 440.** Kosowski R, Naik N Y, Teo M 2007 Do hedge funds deliver Alpha? A Bayesian and Bootstrap analysis *Journal of Financial Economics* **84** pp 229 - 264.
- 441.** Li Sh, Linton O 2007 Evaluating hedge fund performance: a stochastic dominance approach *Discussion Paper no 591* London School of Economics London UK ISSN 0956-8549-591 pp 1 - 20.
- 442.** Smedts K, Smedts J 2007 Dynamic investment strategies of hedge funds **AFI 0622** *Department of Accountancy, Finance and Insurance (AFI) Faculty of Economics and Applied Economics Catholic University of Leuven* Naamsestraat 69 3000 Leuven Belgium pp 1 - 27.
- 443.** Stulz R M 2007 Hedge funds: Past, present and future *Journal of Economic Perspectives* **21** (2) pp 175-194.

444. Goltz F, Martellini L, Vaissié M 2007 Hedge fund indices: Reconciling investability and representativity *European Financial Management* vol **13** no 2 pp 257-286.
445. King M R, Maier P 2007 Hedge funds and financial stability: The state of the debate Bank of Canada <http://www.bankofcanada.ca/wp-content/uploads/2010/01/dp07-9.pdf> .
446. Hakamada T, Takahashi A, Yamamoto K 2007 Selection and performance analysis of Asia-Pacific hedge funds *Journal of Alternative Investments* vol **10** (3) pp 7 - 29.
447. Hasanhodzic J, Lo A 2007 Can hedge-fund returns be replicated?: The linear case *Journal of Investment Management* **5** (2) pp 5-45.
448. Papademos L D 2007 Monitoring hedge funds: A financial stability perspective *Banque de France Financial Stability Review – Special Issue on Hedge Funds* no 10 pp 113 - 125.
449. Weber A A 2007 Hedge funds: A central bank perspective (*Deutsche Bundesbank*) *Banque de France Financial Stability Review – special issue on hedge funds* no 10 April 2007 pp 1 - 8.
450. Billio M, Getmansky M, Pelizzon L 2008 Non-parametric analysis of hedge fund returns: New insight from high frequency data *Working Paper no 11 /WP/2008* ISSN 1827-336X Ca'Foscari University of Venice Italy pp 1 - 41.
451. Carlson M, Steinman J 2008 Market conditions and hedge fund survival *Finance and Economics Discussion Series Divisions of Research & Statistics and Monetary Affairs Federal Reserve Board* Washington DC USA.
452. Lo A W 2008 Hedge funds, systemic risk, and the financial crisis of 2007-2008 *Written testimony prepared for the U.S. House of Representatives Committee on Oversight and Government Reform November 13, 2008 Hearing on Hedge Funds*.
453. McGuire P, Tsatsaronis K 2008 Estimating hedge fund leverage *BIS Quarterly Review* no 260.
454. Kazemi H B, Tu F, Li Y 2008 Replication and benchmarking of hedge funds *Journal of Alternative Investments* vol **11** no 2 pp 40-59.
455. Nahum R, Aldrich D 2008 Hedge fund operational risk: meeting the demand for higher transparency and best practices *Journal of Financial Transformation* **22** pp 104-107.
456. Gray W 2008 Information exchange and the limits of arbitrage *MPRA Paper No 11918* Munich University Munich Germany pp 1- 30 <http://mpra.ub.uni-muenchen.de/11918/> .
457. Gray W, Kern A 2008 Fundamental value investors: Characteristics and performance *MPRA Paper No 12620* Munich University Munich Germany pp 1 – 30 <http://mpra.ub.uni-muenchen.de/12620/> .

- 458.** Gupta B, Szado E, Spurgin W 2008 Performance characteristics of hedge fund replication programs *Journal of Alternative Investments* vol **11** no 2 pp 61-68.
- 459.** Roncalli Th, Teiletche J 2008 An alternative approach to alternative beta *Journal of Financial Transformation* Cass-Capco Institute Paper Series on Risk http://www.thierry-roncalli.com/#gauss_117 .
- 460.** Roncalli Th, Weisang G 2008 Tracking problems, hedge fund replication and alternative beta *MPRA Paper No. 37358* Munich University Munich Germany pp 1-67 <http://mpra.ub.unimuenchen.de/37358/> .
- 461.** de los Rios A D, Garcia R 2008 Assessing and valuing the non-linear structure of hedge fund returns *Bank of Canada Working Paper* Ottawa Canada.
- 462.** Jackwerth J C, Kolokolova O, Hodder J E 2008 Recovering delisting returns of hedge funds *MPRA Paper No. 11641* Munich University Munich Germany <http://mpra.ub.unimuenchen.de/11641/> .
- 463.** Takahashi A, Yamamoto K 2008 Hedge fund replication *CIRJE-F-592* Graduate School of Economics University of Tokyo Japan pp 1 – 32 <http://www.e.u-tokyo.ac.jp/cirje/research/03research02dp.html> .
- 464.** Hedge Fund Working Group & Hedge Fund Standards Board 2008 Hedge fund standards: Final report *Hedge Fund Working Group & Hedge Fund Standards Board* http://www.hfsb.org/files/final_report.pdf .
- 465.** Bollen N P B, Pool V K 2009 Do hedge fund managers misreport returns? Evidence from the pooled distribution *Journal of Finance* **64** (5) pp 2257-2288.
- 466.** Brophy D J, Ouimet P P, Sialm C 2009 Hedge funds as investors of last resort? *Review of Financial Studies* **22** pp 541-574.
- 467.** Füss R, Kaiser D G, Strittmatter A 2009 Measuring funds of hedge funds performance using quantile regressions: Do experience and size matter? *Journal of Alternative Investments* vol **12** no 2 pp 41-53.
- 468.** Heidorn T, Kaiser D G, Roder C 2009 The risk of funds of hedge funds: An empirical analysis of the maximum drawdown *Journal of Wealth Management* vol **12** no 2 pp 89-100.
- 469.** Jaeger L 2009 Alternative beta strategies and hedge fund replication 1st edition *John Wiley & Sons Inc* New York USA.
- 470.** Khanniche S 2009 Evaluation of hedge fund returns value at risk using GARCH models *Working Paper 2009 - 46* Groupama Asset Management 58 bis rue de la Boétie 75008 Paris; Université de Paris Ouest Nanterre La Défense 200 Avenue de la République 92001 Nanterre CEDEX France pp 1 - 39 <http://economix.u-paris10.fr/> .

471. Minsky B, Obradovic M, Tang Q, Thapar R 2009 Applying a global optimization algorithm to fund of hedge funds portfolio optimization *MPRA Paper No 17099* Munich University Munich Germany pp 1 - 24 <http://mpa.ub.uni-muenchen.de/17099/> .
472. Mitra S 2009 An introduction to hedge funds *Cornell University NY USA* pp 1 - 25 <http://arxiv.org/abs/0904.2731v2> .
473. Xiong J, Idzorek T M, Chen P, Ibbotson R 2009 Impact of size and flows on performance for funds of hedge funds *Journal of Portfolio Management* **35** (4) pp 118-130.
474. Gibson R, Wang S 2010 Hedge fund alphas: do they reflect managerial skills or mere compensation for liquidity risk bearing? *Research Paper Series N°08 – 37* Swiss Finance Institute University of Genève Switzerland pp 1 - 66 <http://ssrn.com/abstract=1304541> .
475. Heidorn Th, Kaiser D G, Voinea A 2010 The value-added of investable hedge fund indices *Working paper series Frankfurt School of Finance & Management no 141* ISSN: 14369753 pp 1-58 <http://hdl.handle.net/10419/36695> .
476. Maillard S, Roncalli Th, Teiletche J 2010 The properties of equally weighted risk contributions portfolios *Journal of Portfolio Management* **36** (4) pp 60-70.
477. Ramadorai T 2010 Investor interest and hedge fund returns <http://www.cepr.org/pubs/dps/DP8092> .
478. Sadka R 2010 Liquidity risk and the cross section of hedge fund returns *Journal of Financial Economics* **98** (1) pp 54 - 71.
479. Titman S 2010 The leverage of hedge funds *Finance Research Letters* **7** pp 2 - 7.
480. Wallerstein E, Tuchschnid N S, Zaker S 2010 How do hedge fund clones manage the real world? *Journal of Alternative Investments* vol **12** no 3 pp. 51-60.
481. Ang A, Gorovyy S, van Inwegen G B 2011 Hedge fund leverage *Working Paper 16801* National Bureau of Economic Research Cambridge Massachusetts USA <http://www.nber.org/papers/w16801> .
482. Cao Y, Ogden J P, Tiu C I 2011 Who benefits from funds of hedge funds? A critique of alternative organizational structures in the hedge fund industry (i) *Business Excellence and Management* vol **1** issue 1 pp 19 - 36.
483. Cao Y, Ogden J P, Tiu C I 2012 Who benefits from funds of hedge funds? A critique of alternative organizational structures in the hedge fund industry (i) *Business Excellence and Management* vol **2** issue 1 pp 5 - 20.
484. Freed M F, McMillan B 2011 Investible benchmarks & hedge fund liquidity *MPRA Paper No 32226* Munich University Munich Germany pp 1 - 16 <http://mpa.ub.uni-muenchen.de/32226/> .

- 485.** Piluso F, Amerise I L 2011 The asset allocation of hedge funds during the financial crisis: An empirical investigation *MPRA Paper No 28178* Munich University Munich Germany pp 1 - 26 <http://mpra.ub.uni-muenchen.de/28178/> .
- 486.** Eychenne K, Martinetti S, Roncalli Th 2011 Strategic asset allocation *Lyxor White Paper Series 6* www.lyxor.com .
- 487.** Ben Dor B A, Eisenthal-Berkovitz Y, Xu J 2012 A quantitative framework for analyzing the performance of an individual hedge fund vs its peers *Barclays Research* UK.
- 488.** Bruder B, Roncalli Th 2012 Managing risk exposures using the risk budgeting approach *Working Paper* www.ssrn.com/abstract=2009778 .
- 489.** Chakravarty S, Deb S S 2012 Capacity constraints and the opening of new hedge funds pp 1 - 59.
- 490.** Chen J, Tindall M L 2012 Hedge fund dynamic market sensitivity *Occasional Paper 12-01* Financial Industry Studies Department Federal Reserve Bank of Dallas Texas USA.
- 491.** Chen J, Tindall M L 2013 Understanding hedge fund alpha using improved replication methodologies *Occasional Paper 13-02* Financial Industry Studies Department Federal Reserve Bank of Dallas USA pp 1 - 21.
- 492.** Roncalli Th, Weisang G 2012 Risk parity portfolios with risk factors *MPRA Paper No 44017* Munich University Munich Germany pp 1 - 32 <http://mpra.ub.uni-muenchen.de/44017/> .
- 493.** Hassine M, Roncalli Th 2013 Measuring performance of exchange traded funds *MPRA Paper No. 44298* Munich University Munich Germany pp 1 – 32 <http://mpra.ub.uni-muenchen.de/44298/> .
- 494.** Agarwal V, Vikram N, Sugata R 2013 Institutional investment and intermediation in the hedge fund industry *CFR Working Paper no 13-03* Centre for Financial Research (CFR) Leibniz Information Centre for Economics University of Cologne Germany pp 1 - 56 <http://hdl.handle.net/10419/76876> .
- 495.** European Commission Working Document of the Commission Services (DG Internal Market): Consultation paper on hedge funds http://ec.europa.eu/internal_market/consultations/docs/hedge_funds/consultation_paper_en.pdf .
- 496.** Stock J H, Watson M W 2002 Macroeconomic forecasting using diffusion indexes *Journal of Business and Economic Statistics* **20** no 2 pp 147 - 162.
- 497.** Jorion P 2003 Portfolio optimization with tracking-error constraints *Financial Analysts Journal* **59** (5) pp 70 - 82.

- 498.** Gikhman I I, Skorokhod A V 2004 The theory of stochastic processes II *Springer-Verlag* Berlin Germany.
- 499.** Avramov D 2004 Stock return predictability and asset pricing models *Review of Financial Studies* **17** 699-738.
- 500.** Avramov D, Wermers R 2006 Investing in mutual funds when returns are predictable *Journal of Financial Economics* **81** pp 339-377.
- 501.** Avramov D, Chordia T 2006 Predicting stock returns *Journal of Financial Economics* **82** pp 387-415.
- 502.** Hull J C 2005-2006 Private communications on investment portfolio allocation *Rotman School of Management* University of Toronto Ontario Canada.
- 503.** Hull J C 2010 Fundamentals of Futures and Options Markets *Prentice Hall* 7th Edition ISBN-10: 0136103227 ISBN-13: 978-0136103226 USA pp 1-624.
- 504.** Hull J C 2012 Options, Futures, and Other Derivatives *Prentice Hall* 8th Edition ISBN: 0-13-216484-9 USA pp 1 - 816.
- 505.** Hull J C 2012 Risk Management and Financial Institutions *Wiley* 3rd Edition ISBN: 978-1-1182-6903-9 USA pp 1 - 672.
- 506.** Schnoor I 2005-2006 Private communications on risk management *Rotman School of Management* University of Toronto Canada.
- 507.** Schnoor I 2006 Comparable analysis and data manipulation tools *The Marquee Group* Toronto Canada pp 1 - 66.
- 508.** Basel Committee on Banking Supervision 2006 International Convergence of Capital Measurement and Capital Standards: A Revised Framework *Bank for International Settlements (BIS)* Switzerland. Available at <http://www.bis.org/publ/bcbsca.htm>.
- 509.** Basel Committee on Banking Supervision 2009 Principles for Sound Stress Testing Practices and Supervision - Final Paper *Bank for International Settlements (BIS)* Switzerland. Available at: <http://www.bis.org/publ/bcbs155.htm>.
- 510.** Scherer B 2007 Portfolio construction & risk budgeting *3rd edition Risk Books*.
- 511.** Xiaohong Chen, Hansen L P, Carrasco M 2009 Nonlinearities and temporal dependence *CIRANO* ISSN 1198-8177 pp 1 - 33.
- 512.** Caporin M, Rinaldo A, Santucci de Magistris P 2011 On the predictability of stock prices: A case for high and low prices *Swiss National Bank Working Paper 2011 - 11* Swiss National Bank Börsenstrasse 15 Zurich Switzerland ISSN 1660-7716 (printed version) ISSN 1660-7724 (online version) pp 1 - 34.

- 513.** Ledenyov V O, Ledenyov D O 2012a Shaping the international financial system in century of globalization *Cornell University* NY USA [www.arxiv.org 1206.2022.pdf](http://www.arxiv.org/abs/1206.2022) pp 1-20.
- 514.** Ledenyov V O, Ledenyov D O 2012b Designing the new architecture of international financial system in era of great changes by globalization *Cornell University* NY USA [www.arxiv.org 1206.2778.pdf](http://www.arxiv.org/abs/1206.2778) pp 1-18.
- 515.** Ledenyov D O, Ledenyov V O 2012c On the new central bank strategy toward monetary and financial instabilities management in finances: econophysical analysis of nonlinear dynamical financial systems *Cornell University* NY USA [www.arxiv.org 1211.1897.pdf](http://www.arxiv.org/abs/1211.1897) pp 1-8.
- 516.** Ledenyov D O, Ledenyov V O 2012d On the risk management with application of econophysics analysis in central banks and financial institutions *Cornell University* NY USA [www.arxiv.org 1211.4108.pdf](http://www.arxiv.org/abs/1211.4108) pp 1-10.
- 517.** Ledenyov D O, Ledenyov V O 2012e Nonlinearities in microwave superconductivity *Cornell University* NY USA [www.arxiv.org 1206.4426.pdf](http://www.arxiv.org/abs/1206.4426) pp 1-919.
- 518.** Ledenyov D O, Ledenyov V O 2013a On the optimal allocation of assets in investment portfolio with application of modern portfolio management and nonlinear dynamic chaos theories in investment, commercial and central banks *Cornell University* NY USA [www.arxiv.org 1301.4881.pdf](http://www.arxiv.org/abs/1301.4881) pp 1-34.
- 519.** Ledenyov D O, Ledenyov V O 2013b On the theory of firm in nonlinear dynamic financial and economic systems *Cornell University* NY USA [www.arxiv.org 1206.4426v2.pdf](http://www.arxiv.org/abs/1206.4426v2) pp 1-27.
- 520.** Ledenyov D O, Ledenyov V O 2013c On the accurate characterization of business cycles in nonlinear dynamic financial and economic systems *Cornell University* NY USA [www.arxiv.org 1304.4807.pdf](http://www.arxiv.org/abs/1304.4807) pp 1-26.
- 521.** Ledenyov D O, Ledenyov V O 2013d To the problem of turbulence in quantitative easing transmission channels and transactions network channels at quantitative easing policy implementation by central banks *Cornell University* NY USA [www.arxiv.org 1305.5656.pdf](http://www.arxiv.org/abs/1305.5656) pp 1-40.
- 522.** Ledenyov D O, Ledenyov V O 2013e To the problem of evaluation of market risk of global equity index portfolio in global capital markets *MPRA Paper no 47708* Munich University Munich Germany pp 1 - 25 <http://mpra.ub.uni-muenchen.de/47708/> .
- 523.** Ledenyov D O, Ledenyov V O 2013f Some thoughts on accurate characterization of stock market indexes trends in conditions of nonlinear capital flows during electronic trading

- at stock exchanges in global capital markets *MPRA Paper no 49964* Munich University Munich Germany pp 1 - 52 <http://mpra.ub.uni-muenchen.de/49964/> .
- 524.** Ledenyov D O, Ledenyov V O 2013g On the Stratonovich - Kalman - Bucy filtering algorithm application for accurate characterization of financial time series with use of state-space model by central banks *MPRA Paper no 50235* Munich University Munich Germany pp 1 - 52 <http://mpra.ub.uni-muenchen.de/50235/> .
- 525.** Mandel'shtam L I 1948-1955 Full collection of research works *Publishing House of Academy of Sciences of the USSR* vols **1 - 5** St Petersburg Moscow Russian Federation.
- 526.** Wiener N 1949 The extrapolation, interpolation and smoothing of stationary time series *John Wiley & Sons Inc* New York NY USA.
- 527.** Bode H W, Shannon C E 1950 A simplified derivation of linear least-squares smoothing and prediction theory *Proceedings IRE* vol **38** pp 417 – 425.
- 528.** Zadeh L A, Ragazzini J R 1950 An extension of Wiener's theory of prediction *Journal of Applied Physics* vol **21** pp 645 – 655.
- 529.** Booton R C 1952 An optimization theory for time-varying linear systems with nonstationary statistical inputs *Proceedings IRE* vol **40** pp 977 – 981.
- 530.** Davis R C 1952 On the theory of prediction of nonstationary stochastic processes *Journal of Applied Physics* vol **23** pp 1047 – 1053.
- 531.** Bartlett M S 1954 Problemes de l'analyse spectral des series temporelles stationnaires *Publ Inst Statist University Paris III-3* pp 119–134.
- 532.** Doob J L 1955 Stochastic processes *John Wiley & Sons Inc* New York N Y USA.
- 533.** Franklin G 1955 The optimum synthesis of sampled-data systems *Ph D Thesis* Department of Electrical Engineering Columbia University New York USA.
- 534.** Laning J H, Battin R H 1956 Random processes in automatic control *McGraw-Hill Book Company Inc* New York NY, USA.
- 535.** Lees A B 1956 Interpolation and extrapolation of sampled data *Trans IRE Prof Group on Information Theory IT-2* 1956 pp 173 – 175.
- 536.** Solodovnikov V V, Batkov A M 1956 On the theory of self-optimizing systems *Proc Heidelberg Conference on Automatic Control* pp 308 – 323.
- 537.** Pugachev V S 1956a The use of canonical expansions of random functions in determining an optimum linear system *Automatics and Remote Control (USSR)* vol **17** pp 489–499.
- 538.** Pugachev V S 1956b On a possible general solution of the problem of determining optimum dynamic systems *Automatics and Remote Control (USSR)* vol **17** pp 585–589.

539. Newton G C Jr, Gould L A, Kaiser J F 1957 Analytical design of linear feedback controls *John Wiley & Sons Inc* New York USA.
540. Tukey J W 1957 On the comparative anatomy of transformations *Annals of Mathematical Statistics* **28** pp 602–632.
541. Rytov S M 1957 Development of theory of nonlinear oscillations in the USSR *Radio-Technique and Electronics* no 11 pp 1435 – 1450.
542. Bellman R E, Glicksberg I, Gross O A 1958 Some aspects of the mathematical theory of control processes *RAND Report R-313* pp 1 - 244.
543. Blum M 1958 Recursion formulas for growing memory digital filters *Trans IRE Prof Group on Information Theory* **IT-4** pp 24 – 30.
544. Darlington S 1958 Linear least-squares smoothing and prediction with applications *Bell System Tech Journal* vol **37** pp 1221 – 1294.
545. Davenport W B Jr, Root W L 1958 An introduction to the theory of random signals and noise *McGraw-Hill Book Company Inc* New York NY USA.
546. Sherman S 1958 Non-mean-square error criteria *Trans IRE Prof Group on Information Theory* **IT-4** pp 125 – 126.
547. Shinbrot M 1958 Optimization of time-varying linear systems with nonstationary inputs *Trans ASME* vol **80** pp 457 – 462.
548. Smith O J M 1958 Feedback control systems *McGraw-Hill Book Company Inc* New York USA.
549. Merriam C W III 1959 A class of optimum control systems *Journal of the Franklin Institute* vol **267** pp 267 – 281.
550. Stratonovich R L 1959a Optimum nonlinear systems which bring about a separation of a signal with constant parameters from noise *Radiofizika* **2** (6) pp 892 – 901.
551. Stratonovich R L 1959b On the theory of optimal non-linear filtering of random functions *Theory of Probability and its Applications* **4** pp 223 – 225.
552. Stratonovich R L 1960a Application of the Markov processes theory to optimal filtering *Radio Engineering and Electronic Physics* **5** (11) pp 1 – 19.
553. Stratonovich R L 1960b Conditional Markov processes *Theory of Probability and its Applications* **5** pp 156 – 178.
554. Kalman R E, Koepcke R W 1958 Optimal synthesis of linear sampling control systems using generalized performance indexes *Transactions of the ASME* vol **80** pp 1820–1826.

- 555.** Kalman R E, Koepcke R W 1959 The role of digital computers in the dynamic optimization of chemical reactors *Proceedings of the Western Joint Computer Conference* pp 107–116.
- 556.** Kalman R E, Bertram J E 1958 General synthesis procedure for computer control of single and multi-loop linear systems *Transactions of the AIEE* vol **77** II pp 602–609.
- 557.** Kalman R E, Bertram J E 1959 A unified approach to the theory of sampling systems *Journal of the Franklin Institute* vol **267** pp 405–436.
- 558.** Kalman R E 1960a On the general theory of control systems *Proceedings of the First International Conference on Automatic Control* Moscow USSR.
- 559.** Kalman R E 1960b A new approach to linear filtering and prediction problems *Journal of Basic Engineering Transactions ASME Series D* **82** pp 35-45.
- 560.** Kalman R E, Bucy R S 1961 New results in linear filtering and prediction theory *Journal of Basic Engineering Transactions ASME Series D* **83** pp 95-108.
- 561.** Kalman R E 1963 New Methods in Wiener Filtering Theory in: *Proceedings of the First Symposium of Engineering Applications of Random Function Theory and Probability* editors: Bogdanoff J L, Kozin F *John Wiley & Sons* New York USA pp 270-388.
- 562.** US Air Forces Office of Scientific Research 1960 – 2013 Full collection of technical research reports completed under US AFOSR contracts in 1960 – 2013 *US Air Forces Office of Scientific Research (US AFOSR)* Arlington DC USA.
- 563.** Friedman M 1962 The interpolation of time series by related series *Journal of the American Statistical Association* **57** pp 729-757.
- 564.** Kushner H J 1967 Approximations to optimal nonlinear filters *IEEE Transactions on Automatic Control* vol **12**.
- 565.** Kushner H J, Budhiraja A S 2000 A nonlinear filtering algorithm based on an approximation of the conditional distribution *IEEE Transactions on Automatic Control* vol **45** no 3.
- 566.** Bryson A E, Ho Y C 1969 Applied optimal control: optimization, estimation, and control *Blaisdell Publishing* Waltham Massachusetts USA.
- 567.** Jazwinski A H 1970 Stochastic processes and filtering theory *Academic Press* New York USA.
- 568.** Sorenson H W 1970 Least-squares estimation: from Gauss to Kalman *IEEE Spectrum* vol **7** pp 63-68.
- 569.** Bucy R S, Joseph P D 1970 Filtering for stochastic processes with applications to guidance *John Wiley & Sons Inc* New York USA.

- 570.** Chow G C, Lin A 1971 Best linear unbiased interpolation, distribution, and extrapolation of time series by related series *Review of Economics and Statistics* **53** pp 372-375.
- 571.** Chow G C, Lin A 1976 Best linear unbiased estimation of missing observations in an economic time series *Journal of the American Statistical Association* **71** pp 719-721.
- 572.** Maybeck P S 1972 The Kalman filter—An introduction for potential users *TM-72-3 Air Force Flight Dynamics Laboratory Wright-Patterson Air Forces Base (AFB) Ohio USA*.
- 573.** Maybeck P S 1974 Applied optimal estimation—Kalman filter design and implementation *Air Force Institute of Technology Wright-Patterson Air Forces Base (AFB) Ohio USA*.
- 574.** Wright-Patterson Air Forces Base (AFB) 1970 - 2013 Full collection of technical research reports and research seminars minutes *Wright-Patterson Air Forces Base (AFB) Ohio USA*.
- 575.** Maybeck P S 1990 The Kalman filter: An introduction to concepts *Autonomous Robot Vehicles* editors I J Cox and G T Wilfong *Springer-Verlag New York USA* pp 194 - 204.
- 576.** Willner D 1973 Observation and control of partially unknown systems *Ph D Thesis Department of Electrical Engineering Massachusetts Institute of Technology USA*.
- 577.** Leondes C T, Pearson J O 1973 Kalman filtering of systems with parameter uncertainties: A survey *International Journal of Control* vol **17** no 4 pp 785-801.
- 578.** Akaike H 1974 A New look at the statistical model identification *IEEE Transactions on Automatic Control* **AC-19** pp 716-723.
- 579.** Athans M 1974 The importance of Kalman filtering methods for economics *Annals of Economic and Social Measurement* vol **3** no 1 pp 49-64.
- 580.** Dempster A P, Laird N M, Rubin D B 1977 Maximum likelihood estimation from incomplete data *Journal of the Royal Statistical Society* **14** pp 1-38.
- 581.** Griffiths L J 1977 A continuously adaptive filter implemented as a lattice structure *Proceedings of IEEE International Conference on Acoustics, Speech, and Signal Processing Hartford CT USA* pp 683-686.
- 582.** Schwarz G 1978 Estimating the dimension of a model *Annals of Statistics* **6** pp 147-164.
- 583.** Falconer D D, Ljung L 1978 Application of fast Kalman estimation to adaptive equalization *IEEE Transactions Comm* vol **COM-26** pp 1439-1446.
- 584.** Anderson B D O, Moore J B 1979 Optimal filtering *Prentice-Hall Englewood Cliffs NJ USA*.
- 585.** Bozic S M 1979 Digital and Kalman filtering *Edward Arnold London USA*.

- 586.** Julier S J, Uhlmann J K 1997 A new extension of the Kalman filter to nonlinear systems *Proceedings of Aero-Sense: The 11th International Symposium on Aerospace/Defense Sensing, Simulation and Controls*.
- 587.** Priestley M B 1981 Spectral Analysis and Time Series *John Wiley and Sons Inc USA*.
- 588.** Geweke J F, Singleton K J 1981 Maximum likelihood confirmatory factor analysis of economic time series *International Economic Review* **22** p 1980.
- 589.** Fernandez R B 1981 A methodological note on the estimation of time series *Review of Economics and Statistics* **63** pp 471-476.
- 590.** Litterman R B 1983 A Random Walk, Markov model for the distribution of time series *Journal of Business and Economic Statistics* **1** pp 169-173.
- 591.** Meinhold R J, Singpurwalla N D 1983 Understanding the Kalman filter *The American Statistician* **37** (2) pp 123-127.
- 592.** Harvey A C, Pierse R G 1984 Estimating missing observations in economic time series *Journal of the American Statistical Association* **79** pp 125-131.
- 593.** Harvey A C 1989 Forecasting, structural time series and the Kalman filter *Cambridge University Press Cambridge UK*.
- 594.** Harvey A C, Jager A 1993 Detrending, stylized facts and the business cycle *Journal of Applied Econometrics* **8** pp 231-247.
- 595.** Lewis F 1986 Optimal estimation *John Wiley & Sons Inc USA*.
- 596.** Watson M W 1986 Univariate de-trending methods with stochastic trends *Journal of Monetary Economics* **18** pp 49-75.
- 597.** Lanning S G 1986 Missing observations: A simultaneous approach versus interpolation by related series *Journal of Economic and Social Measurement* **14** pp 155-163.
- 598.** Taylor S 1986 Modeling financial time series *John Wiley and Sons Inc Chichester UK*.
- 599.** Clark P K 1987 The cyclical component of U. S. Economic Activity *The Quarterly Journal of Economics* **102** (4) pp 797-814.
- 600.** Burrige P, Wallis K F 1988 Prediction theory for autoregressive-moving average processes *Econometric Reviews* **7** pp 65-69.
- 601.** Proakis J G, Manolakis D G 1988 Introduction to digital signal processing *Macmillan New York USA*.
- 602.** Caines P E 1988 Linear stochastic systems *Wiley Series in Probability and Mathematical Statistics John Wiley & Sons New York USA*.
- 603.** de Jong P 1988 The likelihood for a state space model *Biometrika* **75** pp 165-169.

604. de Jong P 1989 Smoothing and interpolation with the state space model *Journal of the American Statistical Association* **84** pp 1085-1088.
605. de Jong P 1991 The diffuse Kalman filter *Annals of Statistics* **19** pp 1073-1083.
606. de Jong P, Chu-Chun-Lin S 1994 Fast likelihood evaluation and prediction for nonstationary state space models *Biometrika* **81** pp 133-142.
607. de Jong P, Penzer J 2004 The ARMA model in state space form *Statistics and Probability Letters* **70** pp 119–125.
608. Harvey A C 1989 Forecasting, structural time series models and the Kalman filter *Cambridge University Press* UK.
609. Sargent T J 1989 Two models of measurements and the investment accelerator *Journal of Political Economy* **97** (2) pp 251–287.
610. Stock J H, Watson M W 1989 New indexes of coincident and leading economic indicators *NBER Macroeconomics Annual* **1989** pp 351-393.
611. Franklin G F, Powell J D, Workman M L 1990 Digital control of dynamic systems *2nd edition Addison-Wesley* USA.
612. Brockwell P J, Davis R A 1991 Time series: Theory and methods *Springer* Germany.
613. Jang J-S R 1991 Fuzzy modeling using generalized neural networks and Kalman filter algorithm *Proceedings of the 9th National Conference on Artificial Intelligence (AAAI-91)* pp 762-767.
614. Doran E 1992 Constraining Kalman filter and smoothing estimates to satisfy time-varying restrictions *Review of Economics and Statistics* **74** pp 568-572.
615. Brown R G, Hwang P Y C 1992, 1997 Introduction to random signals and applied Kalman filtering *3rd edition John Wiley and Sons Inc* New York USA.
616. Gordon N J, Salmond D J, Smith A F M 1993 A novel approach to non-linear and non-Gaussian Bayesian state estimation *IEE-Proceedings* **F 140** pp 107-113.
617. Tanizaki H 1993 Non-linear filters: Estimation and applications *Lecture Notes in economics and mathematical systems Springer Verlag* Germany.
618. Pinheiro M, Coimbra C 1993 Distribution and extrapolation of a time series by related series using logarithms and smoothing penalties *Economica* **12** pp 359-374.
619. Alesina A, Summers L H 1993 Central Bank independence and macroeconomic performance: Some comparative evidence *Journal of Money, Credit and Banking* vol **25** pp 151-162.
620. Bar-Shalom, Xiao-Rong Li 1993 Estimation and tracking: Principles, techniques and software *Artech House* Boston USA.

621. Farhmeir L, Tutz G 1994 Multivariate statistical modeling based generalized linear models *Springer-Verlag* New-York.
622. Grimble M J 1994 Robust industrial control: Optimal design approach for polynomial systems *Prentice Hall* USA.
623. Bomhoff E 1994 Financial forecasting for business and economics *Dryden* London UK.
624. Lee J H, N L Ricker 1994 Extended Kalman filter based nonlinear model predictive control *Ind Eng Chem Res* vol **33** no 6 pp 1530–1541.
625. Ricker N L, Lee J H 1995 Nonlinear model predictive control of the Tennessee Eastman challenge process *Computers & Chemical Engineering* vol **19** no 9 pp 961–981.
626. Kleeman L 1995 Understanding and applying Kalman filtering *Department of Electrical and Computer Systems Engineering Monash University* Clayton Australia pp 1 - 37.
627. Venegas F, de Alba E, Ordorica M 1995 An economist's guide to the Kalman filter *Estudios Economicos* **10** (2) pp 123-145.
628. Golub G H, van Loan C F 1996 Matrix computations *3rd edition The John Hopkins University Press* USA.
629. Hayes M H 1996 Statistical digital signal processing and modeling *John Wiley and Sons* USA.
630. Haykin S 1996 Adaptive filter theory *3rd edition Prentice-Hall Inc* Upper Saddle River New Jersey USA.
631. Fuller W A 1996 Introduction to statistical time series *John Wiley & Sons Inc* USA.
632. Roncalli Th 1996 TSM - Time Series and Wavelets for Finance *Global Design* Paris France.
633. Wells C 1996 The Kalman filter in finance *Advanced Studies in Theoretical and Applied Econometrics Kluwer Academic Publishers* vol **32** The Netherlands.
634. Schwaller A, Parnisari B 1997 Die quartalsschätzungen des bruttoinlandproduktes auf grundlage der revidierten volkswirtschaftlichen gesamtrechnung (ESVG 78) *Mitteilungsblatt für Konjunkturfragen* Federal Office for Economic Development and Labour Germany pp 3-24.
635. Durbin J, Koopman S J 1997 Monte Carlo maximum likelihood estimation for non-Gaussian state space models *Biometrika* **84** pp 669-84.
636. Hodrick R, Prescott E C 1997 Postwar U.S. business cycle: An empirical investigation, *Journal of Money, Credit and Banking* **29** (1) pp 1-16.
637. Krelle W 1997 How to deal with unobservable variables in economics *Discussion Paper No. B 414 Bonn University* Germany.

- 638.** Babbs S H, Nowman K B 1999 Kalman filtering of generalized Vasicek term structure models *Journal of Financial and Quantitative Analysis* vol **34** no 1.
- 639.** Kim C J, Nelson C 1999 State-space models with regime-switching *MIT Press* Cambridge MA USA.
- 640.** Pitt M K, Shephard N 1999 Filtering via simulation: Auxiliary particle filters *Journal of the American Statistical Association* **94** (446) pp 590-599.
- 641.** Wanhammar L 1999 DSP integrated circuits *Academic Press* San Diego USA ISBN: 0-12-734530-2 p 85.
- 642.** Durbin J, Koopman, S J 2000 Time series analysis of non-Gaussian observations based on state-space models from both classical and Bayesian perspectives *Journal of Royal Statistical Society Series B* **62** pp 3-56.
- 643.** Cuche N A, Hess M K 2000 Estimating monthly GDP in a general Kalman filter framework: Evidence from Switzerland *Economic & Financial Modelling Winter 2000* pp 153-193.
- 644.** Ito K, Xiong K 2000 Gaussian filters for nonlinear filtering problems *IEEE Transactions on Automatic Control* vol **45** no 5.
- 645.** Doucet A, de Freitas J F G, Gordon N J 2001 Sequential Monte Carlo methods in practice *Springer-Verlag* New York USA.
- 646.** Haykin S (editor) 2001 Kalman filtering and neural networks *Wiley Inter-Science* USA.
- 647.** Welch G, Bishop G 2001 An introduction to the Kalman filter *Department of Computer Science University of North Carolina at Chapel Hill* Chapel Hill USA.
- 648.** Arulampalam S, Maskell S, Gordon N J, Clapp T 2002 A tutorial on particle filters for online nonlinear/non-Gaussian Bayesian tracking *IEEE Transaction on Signal Processing* **50** (2) pp 174-188.
- 649.** Durbin J, Koopman S J 2002 A simple and efficient simulation smoother for state space time series analysis *Biometrika* **89** pp 603-615.
- 650.** Durbin J, Koopman S J 2012 Time series analysis by state space methods *2nd Edition* *Oxford University Press* Oxford UK.
- 651.** Javaheri A, Lautier D, Galli A 2002 Filtering in Finance *RBC Capital Markets Universit'e Paris IX Ecole Nationale Sup'erieure des Mines de Paris Ecole Nationale Sup'erieure des Mines de Paris* France [Filteringinfinance.pdf](#) pp 1 - 26.
- 652.** Morley J C, Nelson C, Zivot E 2002 Why are Beveridge-Nelson and unobserved-component decompositions of GDP so different? *Review of Economics and Statistics* **85** pp 235-243.

- 653.** Javaheri A, Lautier D, Galli A 2002 Filtering in Finance *RBC Capital Markets Universit'e Paris IX, Ecole Nationale Sup'erieure des Mines de Paris Ecole Nationale Sup'erieure des Mines de Paris France* Filteringinfinance.pdf pp 1 - 26.
- 654.** Doucet A, Tadic V B 2003 Parameter estimation in general state-space models using particle methods *Annals of the Institute of Statistical Mathematics* **55** (2) pp 409-422.
- 655.** Bahmani O, Brown F 2004 Kalman filter approach to estimate the demand for international reserves *Applied Economics* **36** (15) pp 1655-1668.
- 656.** Broto C, Ruiz E 2004 Estimation methods for stochastic volatility models: A survey, *Journal of Economic Surveys* **18** (5) pp 613-637.
- 657.** Ristic B, Arulampalam S, Gordon N J 2004 Beyond the Kalman Filter: Particle filters for tracking applications *1st edition Artech House Boston USA*.
- 658.** Cappé O, Moulines E 2005 On the use of particle filtering for maximum likelihood parameter estimation in *European Signal Processing Conference Antalya Turkey*.
- 659.** Ozbek L, Ozale U 2005 Employing the extended Kalman filter in measuring the output gap *Journal of Economic Dynamics and Control* **29** pp 1611-1622.
- 660.** Poyiadjis G, Doucet A, Singh S S 2005a Particle methods for optimal filter derivative: application to parameter estimation in *Proceedings IEEE International Conference on Acoustics, Speech, and Signal Processing*.
- 661.** Poyiadjis G, Doucet A, Singh S S 2005b Maximum likelihood parameter estimation in general state-space models using particle methods in *Proceedings of the American Statistical Association JSM 05*.
- 662.** Proietti T 2006 Trend-cycle decompositions with correlated components *Econometric Reviews* **25** pp 61-84.
- 663.** Litvin A, Konrad J Karl W C 2003 Probabilistic video stabilization using Kalman filtering and mosaicking *IS&T/SPIE Symposium on Electronic Imaging, Image and Video Communications and Proc*.
- 664.** van Willigenburg L G, De Koning W L 2004 UDU factored discrete-time Lyapunov recursions solve optimal reduced-order LQG problems *European Journal of Control* **10** pp 588-601
http://www.sco.wur.nl/NR/rdonlyres/B575A290-A91F-4FB6-8A0C-AB7E4678BAC6/47048/EJC2005_1.pdf .
- 665.** Voss H U, Timmer J, Kurths J 2004 Nonlinear dynamical system identification from uncertain and indirect measurements *International Journal Bifurcation and Chaos* **14** pp 1905-1933.

666. Cappé O, Moulines E, Rydén T 2005 Inference in hidden Markov models *Springer Series in Statistics Springer* New York USA.
667. Fernández-Villaverde J, Rubio-Ramírez J F 2005 Estimating dynamic equilibrium economies: Linear versus non-linear likelihood *Journal of Applied Econometrics* 20 891910.
668. Fernández-Villaverde J, Rubio-Ramírez J F 2007 Estimating macroeconomic models: A likelihood approach *Review of Economic Studies* 74 pp 1059–1087.
669. Fernández-Villaverde J 2010 The econometrics of DSGE models *Journal of the Spanish Economic Association* 1 pp 3–49.
670. Frühwirth-Schnatter S 2006 Finite mixture and Markov switching models *Springer Series in Statistics Springer* New York USA.
671. Pasricha G K 2006 Kalman filter and its economic applications *MPRA Paper no 22734 Munich University Munich Germany* pp 1 - 14 <http://mpra.ub.uni-muenchen.de/22734/> .
672. Misra P, Enge P 2006 Global Positioning System signals, measurements, and performance *2nd edition* USA.
673. Gamerman D, Lopes H F 2006 Markov chain Monte Carlo. Stochastic simulation for Bayesian inference *2nd edition Chapman & Hall* London UK.
674. Pasricha G K 2006 Kalman filter and its economic applications *MPRA Paper no 22734 Munich University Munich Germany* pp 1 - 14 <http://mpra.ub.uni-muenchen.de/22734/> .
675. Rajamani M R 2007 Data-based techniques to improve state estimation in model predictive control *PhD Thesis* University of Wisconsin-Madison USA.
676. Bignasca F, Rossi E 2007 Applying the Hirose-Kamada filter to Swiss data: Output gap and exchange rate pass-through estimates *Swiss National Bank working Papers 2007 - 10* Swiss National Bank Switzerland ISSN 1660-7716 pp 1 - 27.
677. Andreasen M M 2008 Non-linear DSGE models, the central difference Kalman filter, and the mean shifted particle filter *CREATES Research Paper 2008-33* School of Economics and Management University of Aarhus Denmark pp 1 - 46.
678. Olsson J, Cappé O, Douc R, Moulines E 2008 Sequential Monte Carlo smoothing with application to parameter estimation in nonlinear state space models *Bernoulli* 14 (1) pp 155-179.
679. Proietti T 2008 Structural time series models for business cycle analysis *MPRA Paper No. 6854 Munich University Munich Germany* <http://mpra.ub.uni-muenchen.de/6854/> .
680. Roncalli T, Weisang G 2008 Tracking problems, hedge fund replication and alternative beta *MPRA Paper No. 37358 Munich University Munich Germany* <http://mpra.ub.uni-muenchen.de/37358/> .

- 681.** Rajamani M R, Rawlings J B 2009 Estimation of the disturbance structure from data using semidefinite programming and optimal weighting *Automatica* **45** pp 142-148.
- 682.** Bationo R, Hounkpodote H 2009 Estimated changes in prices of coffee and cocoa: Kalman filter, Hodrick-Prescott filter and modeling from Markov switching *MPRA Paper No 26980 Munich University Munich Germany* pp 1 - 22 <http://mpra.ub.uni-muenchen.de/26980/> .
- 683.** Chang Y, Miller J I, Park J Y 2009 Extracting a common stochastic trend: Theory with some applications *Journal of Econometrics* **15** pp 231–247.
- 684.** Gonzalez-Astudillo M 2009 An equilibrium model of the term structure of interest rates: Recursive preferences at play *MPRA Paper No. 19153 Munich University Munich Germany* <http://mpra.ub.uni-muenchen.de/19153/> .
- 685.** Mapa D S, Sandoval M F B, Yap J E B 2009 Investigating the presence of regional economic growth convergence in the Philippines using Kalman filter *MPRA Paper No. 20681 Munich University Munich Germany* <http://mpra.ub.uni-muenchen.de/20681/> .
- 686.** Winschel W, Kratzig M 2010 Solving, estimating, and selecting nonlinear dynamic models without the curse of dimensionality *Econometrica* **39** (1) pp 3–33.
- 687.** Francke M K , Koopman S J, de Vos A 2010 Likelihood functions for state space models with diffuse initial conditions *Journal of Time Series Analysis* **31** pp 407–414.
- 688.** Luati A, Proietti T 2010 Hyper-spherical and elliptical stochastic cycles *Journal of Time Series Analysis* **31** pp 169–181.
- 689.** Theoret R, and Racicot F - E 2010 Forecasting stochastic volatility using the Kalman filter: an application to Canadian interest rates and price-earnings ratio *MPRA Paper No. 35911 Munich University Munich Germany* <http://mpra.ub.uni-muenchen.de/35911/> .
- 690.** Xia Y, Tong H 2011 Feature matching in time series modeling *Statistical Science* **26** (1) pp 21-46.
- 691.** Jungbacker B, Koopman S J, van der Wel M 2011 Maximum likelihood estimation for dynamic factor models with missing data *Journal of Economic Dynamics and Control* **35** (8) pp 1358–1368.
- 692.** Moghaddam B A, Haleh H, Ebrahimijam S 2011 Forecasting trend and stock price with adaptive extended Kalman filter data *2011 International Conference on Economics and Finance Research IPEDR vol 4 IACSIT Press Singapore*.
- 693.** Darvas Z, Varga B 2012 Uncovering time-varying parameters with the Kalman-filter and the flexible least squares: A Monte Carlo study *Working Paper 2012 / 4 Department of*

Mathematical Economics and Economic Analysis Corvinus University of Budapest Hungary
pp 1 -19.

- 694.** Hang Qian 2012 A flexible state space model and its applications *MPRA Paper No 38455 Munich University Munich Germany* pp 1 - 27 <http://mpra.ub.uni-muenchen.de/38455/> .
- 695.** Proietti T, Luati A 2012a A maximum likelihood estimation of time series models: the Kalman filter and beyond *MPRA Paper no 41981 Munich University Munich Germany* pp 1 – 30 <http://mpra.ub.uni-muenchen.de/41981/> .
- 696.** Proietti T, Luati A 2012b The generalised autocovariance function *MPRA Paper no 43711 Munich University Munich Germany* pp 1 - 30 <http://mpra.ub.uni-muenchen.de/43711/> .
- 697.** Creal D 2012 A survey of sequential Monte Carlo methods for economics and finance *Econometric Reviews* vol **31** 3 pp 245–296.
- 698.** Matisko P, Havlena V 2012 Optimality tests and adaptive Kalman filter *Proceedings of 16th IFAC System Identification Symposium* Brussels Belgium.
- 699.** Durbin J, Koopman S J 2012 Time series analysis by state space methods *2nd edition Oxford University Press* Oxford UK.
- 700.** Wikipedia 2013 Kalman filter *Wikipedia Foundation, Inc.*
- 701.** Ledenyov V O, Ledenyov O P, Ledenyov D O 2002 A quantum random number generator on magnetic flux qubits *Proceedings of the 2nd Institute of Electrical and Electronics Engineers Conference IEEE-NANO 2002* Chicago Washington DC USA IEEE Catalog Number: 02TH86302002 Library of Congress Number: 2002106799 ISBN: 0-7803-7538-6.