



Munich Personal RePEc Archive

Demand Uncertainty, Information Processing Ability, and Endogenous Firm: Another Perspective on the Impact of ICT

Yanfei Li and Shuntian Yao and Wai-Mun Chia

Nanyang Technological University, Nanyang Technological University, Nanyang Technological University

12. February 2009

Online at <http://mpra.ub.uni-muenchen.de/21128/>

MPRA Paper No. 21128, posted 11. August 2011 11:05 UTC

Demand Uncertainty, Information Processing Ability, and Endogenous Firm: Another Perspective on the Impact of ICT

Yanfei Li *, Shuntian Yao**, and Wai-Mun Chia***

Authors' affiliation:

Division of Economics, School of Humanities and Social Sciences, Nanyang Technological University
Nanyang Avenue, Singapore, 639798

April 2009

Abstract:

This paper takes the firm as an information processing unit. It provides a model that involves the division of labour and specialization, and demand uncertainty. It shows that conditionally, a firm with information processing ability comes into being endogenously, with information rent generated. The size of the rent depends on the level of uncertainty, market competition, and the firm's information processing ability. Information and Communication Technology is assumed to affect the information processing ability, therefore impacting on the rent. Finally, case studies on the wholesale and retail industry and the finance and insurance industry of 10 OECD countries are conducted.

Keywords: demand uncertainty, information processing, firm

JEL classification: D2; D4; D8; L1; L2

* Correspondence author. Email address: h060012@ntu.edu.sg, Tel: +65-91813089.

**Email: ASTYAO@NTU.EDU.SG

***Email: ASWMCHIA@NTU.EDU.SG

Acknowledgement: We are grateful to Prof. Dennis Carlton, Dr. John Lane, Dr. Zhiyong Liu, Mr. Alfredo Burlando, and Ms. Qiyang Ong for their helpful comments. All remaining errors are ours.

I. Introduction

Based on a formal model, this paper provides a new perspective on how Information and Communication Technology (ICT) contributes to firm productivity. The motivation of this study is the long-lasting discussion in literature on the contribution of ICT to economic performance, which gradually shifted its focus of interest from nation level studies to firm level studies.

We begin with evidence from empirical studies. Jorgenson and Stiroh (2000), Oliner and Sichel (2000), and Jorgenson (2001) generally confirm that ICT contributed around 1/3 of the economic growth in the U.S., through capital-deepening effect and TFP acceleration. Industrial level studies by Stiroh (2002), van Ark et al. (2002), Oulton and Srinivasan (2005) show that the service industries benefited most from investment in ICT, and that other OECD countries lagged behind the U.S. in exploiting the advantages brought by ICT. An EU commission report by Barrios and Burgelman (2007) indicates a “first-mover advantage” of the U.S. in applying ICT. This is not surprising since Apte and Nath (2004) reported that by 1997, 63% of the U.S. GNP is consisted of “information economy”, which is information-related economic activities; and the service industries generally saw a growth in information-related activities.

Furthermore, Brynjolfsson and Hitt (2000) provide firm-level evidence that ICT contributes to firm productivity and that organizational investment as a complementary investment to ICT investment is important. Matteucci et al. (2005) find firm level evidence that, in the second half of 1990s, European OECD countries benefited from their ICT investment, with manufacturing sector benefited more than service sector, yet generally are lagged behind as compared to the U.S. performance.

Following this line of reasoning, we ask what the mechanism is behind that enables ICT to affect firms’ productivity. Our quest starts with the role of information in economic activities.

Information economics has shown us that information plays essential role in explaining issues in contract design at individual level and firm level (Macho-Stadler et al. 2001), such as insurance policy, signaling, screening, share-cropping, and corporate governance. Beyond that, information is also important in explaining equilibriums of the overall economy, for example, the role of information in wage policy (labor market equilibrium), in equity market (allocation of financial resources), in diversification of prices, and in money market stability (Stiglitz, 2002).

Moreover, other economic theories of information have been developed over time. Marschak (1954) and Arrow (1971, 1985) discuss the economic value of information. The Arrow (1971, 1985) papers manage to link economic value of information to the Shannon measure of information. Radner and

Stiglitz (1984) show that there is nonconcavity in the value of information: Having little information is worse than having no information at all.

Given the importance of information in economic activities, it naturally enters the theories of firm. Marschak (1954) introduces firm's structure with corresponding information processing procedure to analyze the value of information. Arrow (1975) points out that in an industry with upstream firms and downstream firms, downstream firms tend to vertically integrate to acquire input information to reduce uncertainty in input supply. Therefore the industrial market tends to evolve from being competitive to imperfect competition as vertical integration provides market power. Aoki (1986) distinguishes two alternative organizational structures of a firm: horizontal vs. vertical. He finds the conditions under which one is more efficient than the other when production in utilizing information to resolve the uncertainty embedded in the system. With organization costs under different firm structures considered, Carter (1995) discusses the effectiveness of seven different firm structures in processing information to reduce uncertainty, and thus to improve firm performance. DeCanio and Watkins (1998) interpret and model the firm as an information processing network. Within this framework, the effect of different organizational structure on efficiency of the firm is discussed. Marschak (2004) provided a discussion on how IT investment, which is supposed to lower down information gathering cost, help a firm shift to a decentralized organizational form.

The above mentioned literature implies to us that there must be some connection among information processing, organizational structure, ICT investment, and firm performance. However, the mechanism which links them is not clear yet.

This paper is an attempt to provide one such mechanism which determines how ICT investment changes information processing ability, and therefore changes firm performance with a given organization structure. We see the firm as an information processing unit, which emerges endogenously from the markets of the industry with demand uncertainties. Information processing ability, which varies from firm to firm, is seen as the only thing that distinguishes firm production from non-firm production. ICT investment, in this model, is assumed to reduce the cost of information processing. We show that the unique informational advantage brings the firm a surplus which is reasonably argued as information rent, conditional on a few key parameters, including the level of uncertainty, the degree of market competition¹, and the cost of information processing¹.

¹ If one carries this point of view further, with matured financial market, the return to any productive factor, say labor skill, management, capital goods, can be capitalized in its market price. Thus any productive factor is readily available from market. Yet after compensating all factors employed, modern firms still stand to acquire economic surplus – expected sustainable profit. In this sense, all unique advantages that a firm holds to

We also apply the framework of our theory to the data of the wholesale and retail industry and the finance and insurance industry of 10 OECD countries. We investigate the mechanism and the extent that the aggregated firm performance – measured as multi-factor productivity – of the industry is decided by ICT investment, intensity of market competition, as well as average firm size. It is found that the two industries actually have different market structures, from which we infer different patterns of impact from the above factors. Interestingly, we do not observe any “first-mover advantage” in ICT investment. Our results suggest that industries in different countries could choose their specific optimal level of ICT investment according to their own market structure – not necessarily the higher the better.

The rest of the paper is organized as follows. Section 2 provides the very theoretical background which lay out the building blocks of our model. Section 3 gives detailed descriptions of the model. Section 4 discusses the main findings of the model. Section 5 discusses the implications derived from the model. Section 6 is devoted to case studies into the finance and insurance industry and the wholesale and retail industry. Section 7 concludes.

II. Theoretical Issues

This section lays out the building blocks of the model. The first piece is about endogenous firm and information.

Malmgren (1961) was among the first to ask why multi-person, multi-process firms exist in a competitive economy. In his view, a firm functions as an allocating mechanism of inputs and outputs.

generate this profit, be it technological or organizational, can be replicated by obtaining equivalent inputs such as manpower, human capital, or licenses from competitive markets of factors. The only thing that hinders one firm from replicating another is its information processing ability, namely the ability to acquire the best inputs and to process the information of the inputs in order to put them into the right positions.

Additionally, as information processing is a costly activity, efforts devoted to reduce such cost which include IT investment and its complementary organizational investment are supposed to positively affect performance of the firm.

The reason why such allocation is not done by markets, which is supposed to be efficient within traditional settings, is because of the uncertainty and incomplete information² that embed in real economy. Even if we talk about expectational equilibrium³, static general equilibrium in this case is difficult to be reached, due to the formidable amount of information to coordinate individual producers. Therefore, firstly firms arise to reduce the information requirement by integrating production procedures, vertically and horizontally, making the convergence of expectations possible. Secondly, firms arise to process internal and external information, which in return gives firms higher expected profit.

Malmgren (1961) also discussed the two types of information processed by a firm: internal information regarding the production-related variables; and external information regarding the environment⁴ – the intermediate input market and the product market. Casson (1997) further developed the idea as that firms' internal structure would routinize the processing of external information to be the processing of internal information, leaving the remaining external information to the entrepreneurs. For the purpose of this paper, we focus on the routine information processing conducted by established firm structure.

The second piece is about convex production technology. Yang and Ng (1995) provided a general equilibrium framework in which firms are endogenously derived out of economic incentive. For their purpose, convex production technology was assumed with multi-stage production. Their argument was that firms substitute market in coordinating production procedure where transaction cost is too high. It is worth of pointing out that they assumed an environment with certainty, and the issues of information and coordination are not included.

The third piece is about demand uncertainty and availability. Carlton (1978) introduced a simple one-product economy with both demand and supply uncertainties. The existence of firms is given exogenously. The product is featured in the market by both its price and availability (possibility of obtaining the product from a supplier given a certain price)⁵. In this economy, it is possible that each firm makes a different decision on its production and pricing. It is shown that, however, with each

² Incomplete information here refers to not knowing what everyone else knows (Malmgren, 1961). This is distinguished from the concept of imperfect information, which means not knowing what everyone else has done.

³ Individual agents in the economy can still maximize their expected utility or profit. Arrow (1964) and Debreu (1959) have shown that when agents are coordinated by a Walrasian auctioneer, market is cleared with a certain set of prices. In this way, equilibrium can be achieved. However, in Malmgren's case, by assuming away the Walrasian auctioneer, the economy cannot automatically find and converge to an expectational equilibrium.

⁴ Malmgren (1961) refers to external information as dependent on the so-called "structure of market".

⁵ The idea that price is not the only mechanism to allocate resources is further emphasized by Carlton (1989) and Carlton (1991).

party trying to maximize its expected profit or utility, given identical production technology and utility function, the economy converges to one combination of price and availability. When demand uncertainty decreases, the economy moves closer to equilibrium under certainty, which means a uniform price equal to marginal cost and one hundred percent availability. Carlton and Dana (2008) further extended the framework to multi-industries with quality issue considered.

The fourth piece is about intermediate input and vertical integration. As an extension of Carlton (1978), Carlton (1979) took the existence of firms as given, and assumed that initially firms distribute in both the upper stream and the lower stream of a multi-stage production procedure. Uncertainty in demand and input supply was assumed. It was shown that firms could have better performance by vertically integrating both the production of the lower and higher stream. Vertical integration could be seen as the integrated firm acquiring information from the complementary stage of production.

Based on the above mentioned blocks of knowledge, namely information economics, firm theory, and general equilibrium under uncertainty, a model of endogenous firms in a market under demand uncertainty would be developed. The firm, with its ability of information processing, would be rewarded information rent as its sustainable source of profit.

III. The Model

III(i). Model Settings

In a specific industry, it is assumed that there are only one intermediate input M and one final product X . Each individual agent engaged in the industry is endowed with L labor time, which we normalize it to one, and is capable of producing either of them using the following technologies:

$$\begin{aligned} m &= l_M^a \\ x &= m_X^\alpha \cdot l_X^{a(1-\alpha)}, \end{aligned} \tag{1}$$

where $a > 1$, $0 < \alpha < 1$.

l_X and l_M denote the portions of L devoted into production of X and M , respectively. The production technology does not allow two individuals to work together additively or multiplicatively in one production procedure, which means for each individual $l_X \leq 1$, $l_M \leq 1$, and $l_X + l_M = 1$.

Assume that the markets for both M and X exist. With the convex production technologies, individuals as producers prefer specialization in producing one product only and then trade in the market.

Production in the overall industry could then be coordinated via the intermediate input market for M . Namely, a portion of the population R_M in the industry specializes in producing M , while the other portion of the population R_X in the industry specializes in producing X . The latter purchases M from the former in order to produce X , and sells their products in the final product market for X . For both types, everyone runs his own shop, with only himself employed, to produce and sell products. The labor cost of individual business is then considered as sunk, and the return to labor is the expected revenue of the business. This system is thereafter referred to as a '*market-organized production*' with full specialization of each individual.

However, demand on both markets is assumed to be random to shops. Meanwhile, due to imperfect information⁶ with both buyers and producers, for both markets, no buyer knows how many other buyers would go to the same shop as he does; and no producer knows how many buyers would drop by. It leads to *availability* problem when there are too many buyers and the shop runs out of stock. Therefore the availability is the probability that the good demanded from the shop is still in stock.

What the buyer knows is the combination of price and availability (a kind of quality of the product) that a shop offers; and what the producers know is that they face random demand, which in this model we assume it to be subject to a uniform distribution with parameter λ . The availability of the final product is decided by the output level of the shop⁷, which is common knowledge to both the buyers and the producers. Thereby we have assumed complete information for buyers here, for simplicity. This imperfect information setting allows the possibility that individual shops ask for arbitrary price given the availability of his products, because demand is uncertain and given exogenously to shops. Therefore, perfect competition is no longer the case.

⁶ This is due to the setting of our model that consumers decide simultaneously which shop to visit. For each consumer, he/she doesn't know what the others have decided. Thus it is imperfect information, rather than incomplete information.

⁷ This assumption was used by Carlton (1978). The availability issue is incurred by uncertain demand. When realized demand exceeds suppliers' production level, which is decided according to their expectation, availability is no longer one hundred percent.

For such a setting, there are two implicit assumptions. Firstly, production plan is implemented before the demand is realized. Secondly, each consumer enquires with any shop for only once. If the shop runs out of stock, the consumer won't be able to try another shop. For simplicity of our analysis, the current paper modifies the second assumption into that for each unit of demand, buyer tries only one shop.

Meanwhile, complete information for buyers is assumed. It means that competition still exists among shops, regarding the shops' policies of price and availability combinations. Such applies to both the intermediate input market and the final product market. It is shown later that there exists a unique equilibrium, in which prices of the products convey information on the intensity of market competition.

As consumers, individuals consume X . With availability considered, the utility of consuming x units of X is:

$$U \equiv f(x_c, Q_A^X) = x_c \cdot Q_A^X. \quad (2)$$

Q_A^X is the availability of the commodity, which is measured as the probability of obtaining X ⁸.

III(ii). Consumer Behavior

A typical consumer's decision problem is,

$$\begin{aligned} \max. \quad & U = x \cdot Q_A^X \\ \text{s.t.} \quad & P_X \cdot x = I \end{aligned}, \quad (3)$$

where I is the exogenous income⁹.

P_X is the price of X . Q_A^X can be seen as a kind of quality of the product¹⁰. One can derive an indifference curve of P_X and Q_A^X , which is linear in this special case (Figure 1).

⁸ And it will be illustrated in the subsection for the X -producers' behavior.

⁹ Note that this is not a closed one-industry economy. Rather, the object under study is one specific industry from a multi-industry economy. Consumers come to consume this industry's product with their income each earned from this industry or from other industries. For this reason, income constraint is not an endogenous variable. And thus the utility function is specifically for the consumption of products of this specific industry. This can also be modeled as the following: Let h be the other numeraire good that is consumed. The utility function is $U = h^\mu (x \cdot Q_A^X)^\nu$, with income constraint $h + P_X x = I$. Therefore, this is a classical utility maximization problem, and there is always a constant portion of the income $\frac{\nu}{\nu + \mu} \cdot I$ spent on product X .

In this paper, for convenience and simplicity, we denote this constant portion of income to be spent on product X as I

¹⁰ Availability can be seen as quality of the product. For this reason, the X -producer does not necessarily consume his own product, as he may well produce and sell high quality product, but consume low quality product, according to his preference. Thus what he cares about, as the m producers do as well, is the monetary revenue he receives from the market.

When, P_X is given, for a certain level of utility, we have: $U_0 = \frac{I}{P_X} \cdot Q_A^X \Rightarrow P_X = \frac{I}{U_0} \cdot Q_A^X$. Rewrite

the result as the following:

$$P_X(Q_A^X) = \frac{Q_A^X}{\beta_0}. \quad (4)$$

Later we show that to make consumers indifferent between different combinations of price and quality, this indifference curve is imposed on the producers as a pricing rule. However, which indifference curve of the consumers' is to be the finalized pricing rule depends on both the demand side and the supply side. Parameter β_0 is decided this way.

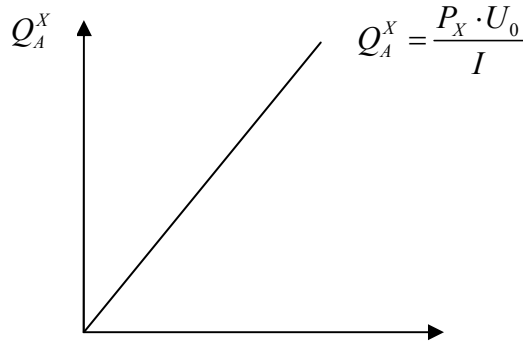


Figure 1: The indifference curve of P_X and Q_A^X

III(iii). The Individual X -Producers' Decision

An individual X -producer faces random demand with a uniform distribution, which could be described by parameter λ_1 . The probability density of the uniform distribution for the X -producer is $\phi_{\lambda_1}(k) = \frac{1}{\lambda_1}, k \in [0, \lambda_1]$, where k denotes the realization of per shop random demand. It can be inferred that the larger the parameter λ_1 , the greater the volatility in terms of variance in the market.

On the production side, the X -producer buys m_X units of the intermediate input. And then with full specialization, his output level is $m_X^\alpha \cdot L^{a(1-\alpha)}$. With L normalized to one, the output level of

each X -producer simply is m_X^α . Next, the X -producer needs to decide how many units of m to purchase from the market by maximizing his expected revenue.

Charging a price of P_{iX} , the revenue function of the i th X -producer is:

$$\pi = \begin{cases} P_{iX}k, & \text{if } k \leq m^\alpha \\ m^\alpha P_{iX}, & \text{if } k > m^\alpha \end{cases} \quad (5)$$

To maximize his expected revenue, the i th X -producer would decide the optimal output and price levels according to:

$$\begin{aligned} \max. E(\pi_X) &= \left[\int_0^{m_X^\alpha} P_{iX} k \phi_{\lambda_1}(k) dk + \int_{m_X^\alpha}^{\infty} m_X^\alpha P_{iX} \phi_{\lambda_1}(k) dk - P_M m_X \right] Q_A^M(P_M) \\ \text{s.t. } U_{P_{iX}} &= \frac{I}{P_{iX}} Q_A^X(P_{iX}) \geq U^* \end{aligned} \quad (6)$$

where $Q_A^M(P_M)$ is the availability of intermediate input M from the intermediate input market.

The constraint condition is a reinterpretation of equation (4). It means that the X -producer needs to offer a combination of price and availability that delivers a utility at least as high as the average level in the market.

Such is due to that for a given $E_0(\pi_X)$, there are multiple possible combinations of price and availability along the iso-revenue curve as shown in Figure 2. Producers compete with each other by shifting to the iso-revenue curve that is the closest to a given level of consumer utility described by the indifference curve. A specific combination of price and availability would be chosen by both the producers and the consumers when the two curves are tangent. Later we show that in our specific model, the equilibrium in this market is where expected revenue exactly compensates the cost of labor in this industry.

Therefore, the indifference curve of the consumers' utility imposes a pricing rule for the producers. The firms have to accept it to make consumers indifferent in choosing any combination along the curve. The reason is due to the fact that there are multiple possible availability levels to choose from, before the equilibrium is finalized. Otherwise, if an arbitrary pricing rule of price and availability is stated by a producer, a specific combination of price and availability (Point A in Figure 3) is immediately chosen due to consumer's maximization. Other producers always find a range of other combinations along the iso-revenue curve to provide to offer a higher utility level (From point A to Point B in Figure 3).

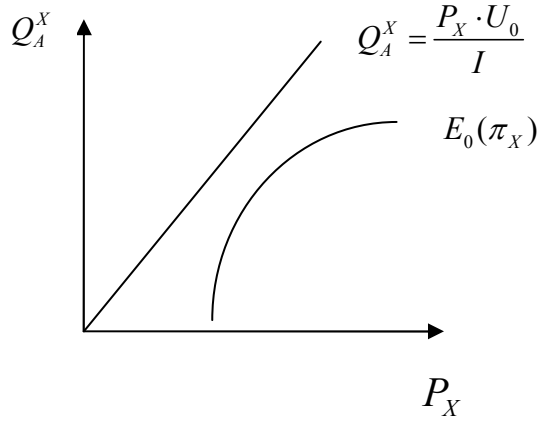


Figure 2: Iso-revenue curve and the indifference curve of consumer's utility

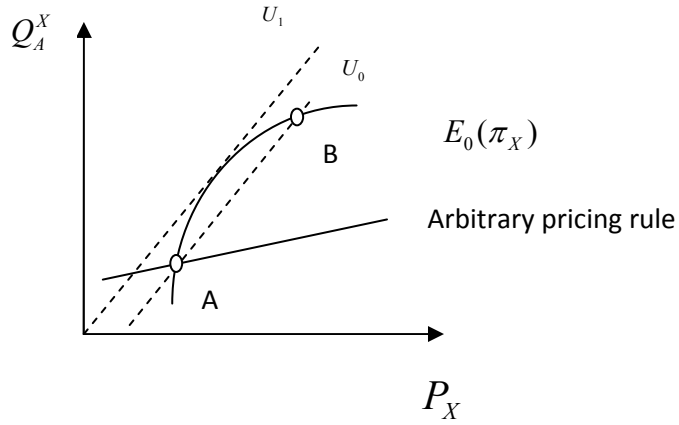


Figure 3: An arbitrary pricing rule

Therefore we have the following lemma.

Lemma: The indifference curve of the consumers' utility imposes a pricing rule on the X -producers, so that consumers are indifferent between any combination of price and availability along the indifference curve. The equilibrium in this market is decided by both the iso-revenue curve and the indifference curve of consumers' utility.

Therefore, given his output level, this constraint condition actually decides the price that an X -producer can charge: Since $Q_A^X = F_{\lambda_1}(k < m_X^\alpha) \times Q_A^M(P_M)$ is the availability

($F_{\lambda_1}(k < m_X^\alpha) = \int_0^{m_X^\alpha} \phi_{\lambda_1}(k) dk$, the cumulative density function), the i th X -producer can charge a

price $P_{iX} = \frac{F_{\lambda_1}(k < m_X^\alpha) \times Q_A^M(P_M)}{\beta_0}$, according to equation (4).

Given P_{iX} as exogenous, the X -producer is to decide the price/availability and the quantity to purchase intermediate input M , as there possibly exists multiple combinations of price and availability of M to choose from. Similar with the case of final product X , the availability of M is a function of the price that the buyer – X -producer – is willing to accept.

It's not difficult to show according to F.O.C. of the X -producer's maximization that¹¹:

$$Q_A^M = \beta_1 P_M. \quad (7)$$

β_1 is subject to equilibrium of the competitive market of intermediate input M .

And the demand for M is decided by the F.O.C.:

$$\alpha m_X^{\alpha-1} - \frac{\alpha m_X^{2\alpha-1}}{\lambda_1} = \frac{P_M}{P_{iX}}. \quad (8)$$

Accordingly, expected revenue of the X -producer is:

$$E(\pi_X) = \left[\frac{F_{\lambda_1}(k < m_X^\alpha) \times Q_A^M(P_M)}{\beta_0} \left[\int_0^{m_X^\alpha} k \phi_{\lambda_1}(k) dk + m_X^\alpha \int_{m_X^\alpha}^{\infty} \phi_{\lambda_1}(k) dk \right] - \frac{Q_A^M(P_M)}{\beta_1} m_X \right] \cdot Q_A^M(P_M). \quad (9)$$

III(iv). The M -Producers' Decision

Again let k denote the realized per shop random demand on M . A typical M -producer faces random demand which is subject to uniform distribution parameterized by λ_2 , such that

¹¹ P_{iX} is exogenous to the X -producer's optimization problem at this moment for two reasons: on the one hand the producer can decide arbitrarily to charge any price he wants and it is only when the market converges to the equilibrium that he is bounded by the constraint condition; on the other hand the price is to be determined by β_0 in the equilibrium, which is an exogenous variable to individual producers.

Thus we have $\frac{\partial E(\pi)}{\partial P_M} = Q_A^M \cdot \left[P_{iX} \cdot \left(\int_0^{m_X^\alpha} k P_{\lambda_1}(k) dk + \int_{m_X^\alpha}^{\infty} m_X^\alpha P_{\lambda_1}(k) dk \right) - P_M \cdot m_X \right] - Q_A^M \cdot m_X = 0$, and

$$\frac{\partial E(\pi)}{\partial Q_A^M} = \left[\int_0^{m_X^\alpha} P_{iX} k P_{\lambda_1}(k) dk + \int_{m_X^\alpha}^{\infty} m_X^\alpha P_{iX} P_{\lambda_1}(k) dk - P_M(Q_A^M) m_X \right] - Q_A^M \cdot P_M'(Q_A^M) \cdot m_X = 0.$$

Combining the two we have $\frac{1}{Q_A^M} = P_M'$, which gives us equation $Q_A^M = \beta_1 P_M$.

$$(7).$$

$\phi_{\lambda_2}(k) = \frac{1}{\lambda_2}$ is the probability density function, $k \in [0, \lambda_2]$. Parameter λ_2 describes the volatility in the intermediate input market, and is itself partially decided by the professional distribution of population: $\frac{R_x}{R_m}$ ¹². However, there is a precondition for the M - producer to fully specialize in the production of m : $\lambda_2 \geq 1$. Otherwise, given that an M - producer knows that the maximum of demand coming to him is less than one, there is no reason to fully specialize in the production of M : $1^a = 1$.

The revenue function for the i th M - producer is,

$$\pi = \begin{cases} P_{iM}k, & \text{if } k \leq 1 \\ P_{iM}, & \text{if } k > 1 \end{cases} \quad (10)$$

The M -producer faces a decision problem of:

$$\begin{aligned} \max . E(\pi) &= \int_0^1 P_{iM} k \phi_{\lambda_2}(k) dk + \int_1^{\infty} P_{iM} \phi_{\lambda_2}(k) dk \\ \text{s.t. } E(\pi_X | P_{iM}) &\geq E(\pi_X)^* \end{aligned} \quad (11)$$

The constraint condition is equivalent to the X -producers' optimization condition – equation (7). It means that the combination of price and availability of M offered by one M - producer in the market should provide the buyer – X -producers – with an expected revenue at least as high as the average level. Given that the M - producer's output level is fixed at 1 (if $\lambda_2 \geq 1$), the constraint condition already decides the price that can be charged for m at the equilibrium: $P_{iM} = \frac{F_{\lambda_2}(k < 1)}{\beta_1}$, since

$$Q_A^M(P_{iM}) = F_{\lambda_2}(k < 1) = \int_0^1 \phi_{\lambda_2}(k) dk .$$

Accordingly, expected revenue of the M -producer is¹³:

¹² Intuitively, λ_2 (as well as λ_1) describes the largest possible demand that one shop-runner might face. It must be jointly decided by factors like the size of the population of buyers and purchasing power of the buyers.

¹³ With uniform distribution, $E(\pi_M) = \frac{1}{\beta_1} \cdot (1 - \frac{1}{2 \cdot \lambda_2})$. Thus $E(\pi_M)$ increases as λ_2 decreases.

$$E(\pi_m) = \frac{F_{\lambda_2}(k < 1)}{\beta_1} \left(\int_0^1 k \phi_{\lambda_2}(k) dk + \int_1^{\infty} \phi_{\lambda_2}(k) dk \right). \quad (12)$$

The only decision for the M -producer at the equilibrium is whether he wants to stay in the industry. When his expected revenue deteriorates, he might wish to leave. With the exit of some M - producers, parameter λ_2 would adjust to push up the expected revenue of the rest of the M - producers.

III(v). The Equilibrium of Market-Organized Production

That individually specialized X and M producers implement the two-stage production procedure via market transactions of intermediate input M is referred to as *market-organized production*.

Since we have identical consumers and producers in this economy, it is intuitive that the equilibrium of this economy is a certain combination of price and availability for each of the two products, to which all producers and buyers would converge.

Proposition 1: The equilibrium in which the producers in either market produce at the same output level to offer the same availability and sell their product at the same price is stable.

Take the X -producer as an example. Given such equilibrium has been achieved, suppose that firm i disobeys the equilibrium $(\overline{P}_X, \overline{Q}_A^X)$ and raises its price, resulting in no purchase from the consumers because of its higher price with the same availability as before. However, it is possible that he uses the higher price to pay for the higher production cost to increase availability of his products. To do this, note that the availability of intermediate input is virtually fixed because the M -producer cannot increase its production anymore, so the X -producer cannot get higher availability of M , by paying a higher price. The only way to increase output, and thus availability, is to increase its purchase of M . Nevertheless this is not revenue maximizing, as the marginal product of M would decrease, which means that the cost incurred by increasing production is to be higher than the possible increase in the price of X .

Alternatively, if one deviates by quoting a price lower than \overline{P}_X , he loses expected profit if he produces at equilibrium output level. However, if he chooses to cut down his output level, the marginal product of M would be higher than the price of M in the market, which implies that he should increase his production.

Thus we find that the equilibrium is stable at least in its neighbourhood. A formal proof of this point can be found in the appendix A.

The other important property of the equilibrium is:

$$E(\pi_X) = E(\pi_M). \quad (13)$$

This property helps us determine the pricing parameters β_0 and β_1 . Without loss of generality, the price of M is normalized as $P_M = 1$. Then we have:

$$\beta_1 = \frac{F_{\lambda_2}(k < 1)}{P_M} = F_{\lambda_2}(k < 1) = \frac{1}{2\lambda_2}.$$

Using equation (13), we have β_0 in terms of m_X - the optimal quantity of M that X - producers would like to purchase.

$$\beta_0 = \frac{F_{\lambda_2}^2(k < 1) \cdot F_{\lambda_1}(k < m_X^\alpha) \left[\int_0^{m_X^\alpha} k\phi_{\lambda_1}(k)dk + m_X^\alpha \int_{m_X^\alpha}^{\infty} \phi_{\lambda_1}(k)dk \right]}{\int_0^1 k\phi_{\lambda_2}(k)dk + \int_1^{\infty} \phi_{\lambda_2}(k)dk + m_X \cdot \phi_{\lambda_2}(k < 1)} \quad (14)$$

Applying the above results to equation (8), when $\alpha = \frac{1}{2}$, m_X can be solved in terms of λ_1 and λ_2 .

Thus, the output level of the X - producer is $q = m_X^{\frac{1}{2}}$, which assumes different value according to the specific values of λ_1 and λ_2 (Figure 4)¹⁴.

¹⁴ For certain combinations of (λ_1, λ_2) , m_X turns negative, simply because specializing in producing X is no longer optimal, due to volatile uncertainty in the markets. Mathematically, we could add non-negative constraint to the X - producer's maximization problem, which gives us corner solutions and eliminate the negative part. However, doing this would not influence any of our major conclusions.

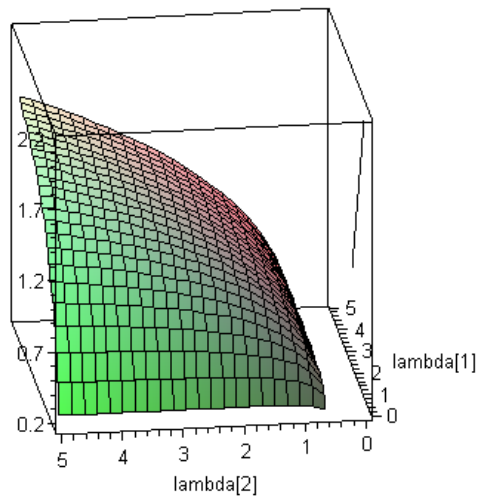


Figure 4: Output level q of x -producers with specific values of λ_1 and λ_2 .

Since β_0 can be written in terms of m_x , β_0 is also determined by λ_1 and λ_2 (Figure 5).

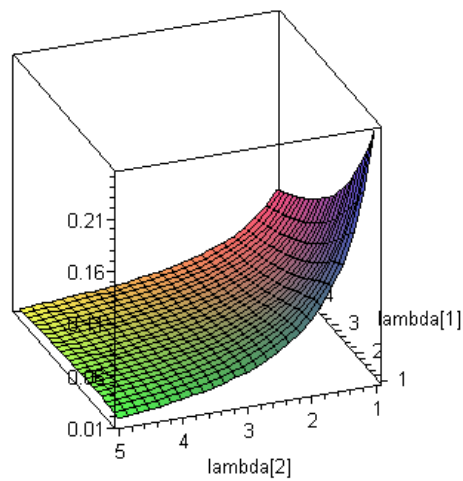


Figure 5: Pricing parameter β_0 with specific values of λ_1 and λ_2 .

It is not difficult to observe that both output level and pricing parameter assume values with economic sense within certain range of (λ_1, λ_2) .

III(vi). Firm Production

Now we derive firms with features identified by Malmgren (1961): a multi-person, multi-process mechanism of allocating inputs and outputs. To examine our hypothesis, the firm derived in this model is assumed with no advantages in terms of production technology or retail channels (Figure 6).

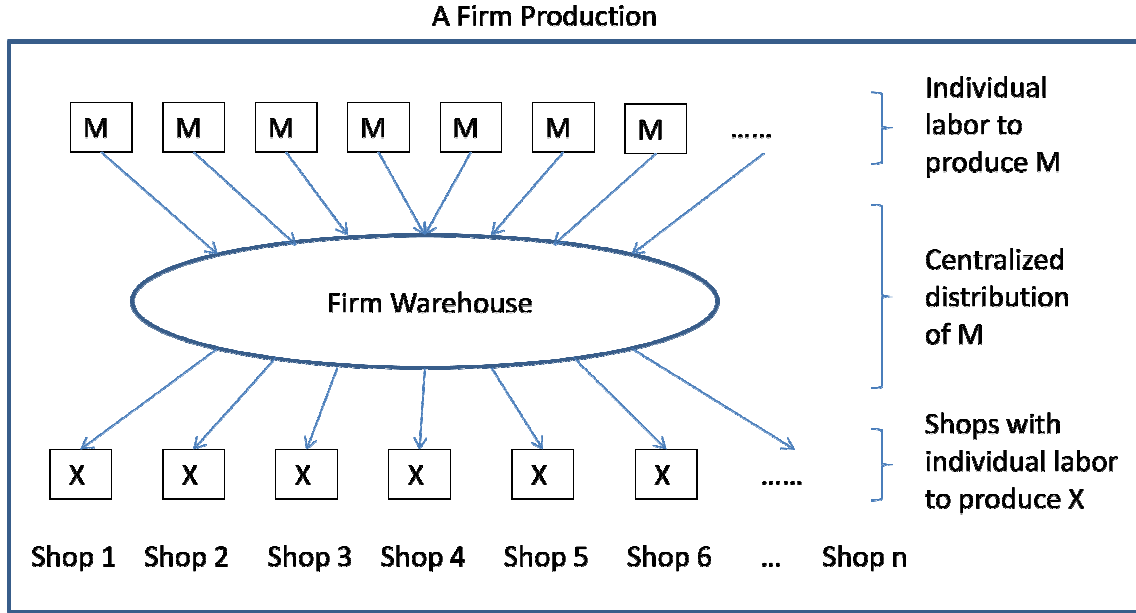


Figure 6: The structure of a firm

As illustrated by Figure 6, a firm hires individuals from the labor market, making them specialize in the production of either M or X . The production and supply of M is pooled together, and then distributed to individual X -shops of the firm. The production and supply of X is still done at individual shops. We also assume that the shops are relatively independent and do not communicate with each other. Thus the only difference between the firm production and the market-organized production is that a labor market replaces the intermediate input market. By doing this, a firm processes the information of supply and demand of the intermediate input within the firm.

At each X -shop, the expected revenue is:

$$P_X \left[\int_0^{m_f^\alpha} k \phi_{\lambda_1}(k) dk + m_f^\alpha \int_{m_f^\alpha}^{\infty} \phi_{\lambda_1}(k) dk \right]. \quad (15)$$

Decision problem for the firm to maximize its expected profit is, when there are i shops:

$$\max . E(\pi_f) = \sum_i P_X \left[\int_0^{m_f^\alpha} k_i \phi_{\lambda_1}(k_i) dk_i + m_f^\alpha \int_{m_f^\alpha}^{\infty} \phi_{\lambda_1}(k_i) dk_i \right] - w \times i \times (m_f + 1) - C(i \cdot (m_f + 1)) \quad (16)$$

$$s.t. \frac{I}{P_X} \cdot F_{\lambda_1}(k < m_f^\alpha) \geq U^* .$$

$C(\cdot)$ is the cost of processing the information to run such an organization, with $C' > 0$, $C'' > 0$. For simplicity, assume that C takes the functional form of $C(i \cdot (m_f + 1)) = \theta \cdot i^2 \cdot (m_f + 1)^2$, in which θ reflects the level of information processing ability. θ mainly depends on factors like the entrepreneur's ability, communication infrastructure, and organizational structure. And w is the wage that firm pays to its employees.

Intuitively, the existence of informational cost limits the number of firms that qualifies in terms of information processing ability. Moreover, as such cost is monotonically increasing, the size of a firm is limited with informational cost considered. Thus it is assumed that when the first few firms come into being in the industry, the *market-organized production* as described earlier is still dominating the economy. In other words, the information processing ability is scarce. This is equivalent to saying that the firm production at this stage, either in terms of firm's size or in terms of number of them, could not affect the pricing parameter β_0 given by the equilibrium of the *market-organized production*.

Therefore, under the firm production arrangement, availability of the product is $Q_A^X = F_{\lambda_1}(k < m_f^\alpha)$, since uncertainty in the supply of intermediate input is eliminated; and with pricing parameter β_0 from the equilibrium of *market-organized production*, the price that the firm can charge is:

$$P_X = \frac{F_{\lambda_1}(k < m_f^\alpha)}{\beta_0} . \quad (17)$$

As the expected labor income level in the industry in equilibrium is not affected by the entry of firms in the current scenario, the wage w that the firm needs to offer in order to make individual agents indifferent between taking a job and running his individual shop is $w = E(\pi_X) = E(\pi_M)$. Appendix B provides proof.

Rewrite the maximization problem of a firm as:

$$\begin{aligned} \max . E(\pi_f) = & i \times P_X \left[\int_0^{m_f^\alpha} k \phi_{\lambda_1}(k) dk + m_f^\alpha \int_{m_f^\alpha}^{\infty} \phi_{\lambda_1}(k) dk \right] \\ & - \frac{F_{\lambda_2}(k < 1)}{\beta_1} \left(\int_0^1 k \phi_{\lambda_2}(k) dk + \int_1^{\infty} \phi_{\lambda_2}(k) dk \right) \times i \times (m_f + 1) - C(i \cdot (m_f + 1)) \end{aligned} \quad (18)$$

The firm needs to decide its optimal supply of intermediate input M to each shop, as well as its optimal size, i.e. how many shops to run.

According to the first order conditions (when $\alpha = \frac{1}{2}$),

$$i^* = \frac{P_X \left[\int_0^{m_f^\alpha} k \phi_{\lambda_1}(k) dk + m_f^\alpha \int_{m_f^\alpha}^{\infty} \phi_{\lambda_1}(k) dk \right] - (m_f + 1) \left(\int_0^1 k \phi_{\lambda_2}(k) dk + \int_1^{\infty} \phi_{\lambda_2}(k) dk \right)}{2\theta(m_f + 1)^2}, \quad (19)$$

and

$$m_f^* = \frac{1}{4} \cdot \frac{(-1 + \sqrt{1 + 4\lambda_1^2})^2}{\lambda_1^2}. \quad (20)$$

m_f is now in terms of λ_1 only (Recall that m_X was solved in terms of both λ_1 and λ_2). Firm size i is also expressed in terms of λ_1 and λ_2 .

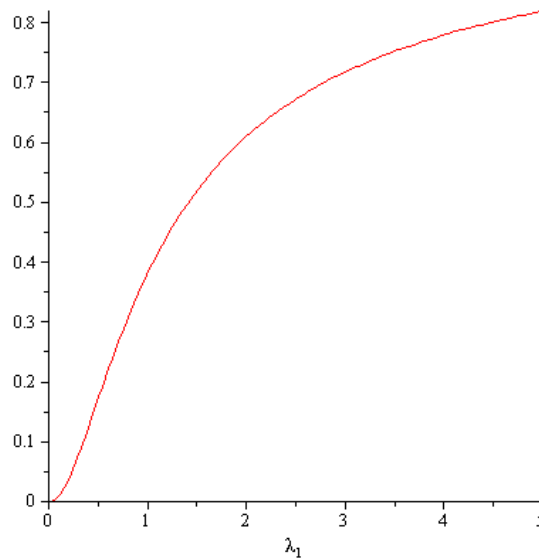


Figure 7: Plotting m_f^* . Horizontal axis is λ_1 , and vertical axis is m_f .

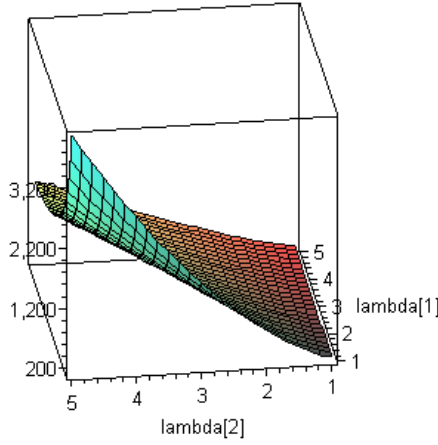


Figure 8: Plotting i^* , with $\theta=0.001$ as given.

Total employment of the firm is $i^* \cdot (m_f^* + 1)$, which can also be expressed in terms of λ_1 and λ_2 .

IV. Information Rent and Entrepreneurship

The firm's decisions made above deliver an expected profit:

$$E(\pi_f)^* = \frac{i^*}{\beta_0} \cdot \left(\frac{m_f^{2\alpha}}{\lambda_1} - \frac{m_f^{3\alpha}}{2\lambda_1^2} \right) - \left(1 - \frac{1}{2\lambda_2} \right) \cdot i^* \cdot (m_f + 1) - \theta \cdot i^{*2} \cdot (m_f + 1)^2. \quad (21)$$

Inserting equation (19) and (20) into (21), the expected profit can be written in terms of λ_1 and λ_2 .

Figure 9 gives the expected profit of the firm under different combinations of λ_1 and λ_2 , when pricing parameter β_0 and parameter of informational cost θ are given¹⁵.

¹⁵ Pricing parameter β_0 is decided by λ_1 and λ_2 in the equilibrium of *market-organized production*. However, setting β_0 as irrelevant to λ_1 and λ_2 is a generalized case that the firm does not necessarily always stay in an environment dominated by *market-organized production* – intuitively β_0 increases as number of firms increases because of competition. Should this be the case, β_0 exogenously assumes different value.

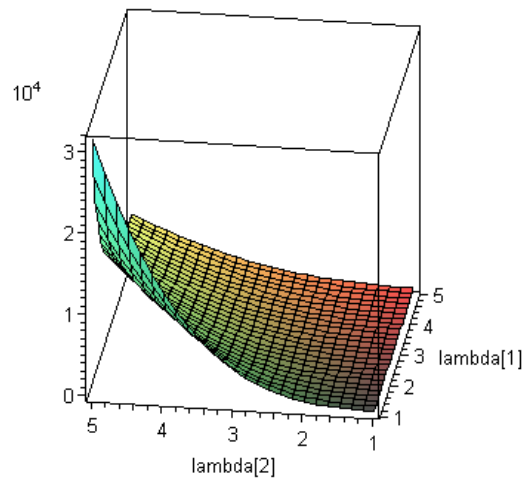


Figure 9: Plotting $E(\pi_f)^*$ when $\theta = 0.001$.

Given sufficiently low informational cost of the firm (in this case, $\theta = 0.001$), the result comes that the firm production conditionally makes positive expected profit. It shows the motivation of starting up a firm, as well as the sustainability of the firm production.

Three points are to be made regarding the positive expected profit. Firstly, it is a surplus, since all visible productive factors – intermediate input and labor input – have been decently paid at market rates. Secondly, since the basic difference between firm production and *market-organized production* is that the firm has had the information regarding production and demand of intermediate input processed, the surplus can only be attributed to the information that the firm has obtained. Thirdly, as assumed previously, the information processing ability is unique to a firm, which means that parameter θ is unique to a firm. This implies that the supply of such ability is completely inelastic.

In order to get this information processing ability into work, with its best effort and with the true information, the right to claim this surplus (residual return) should be assigned to the provider of this ability. This argument is similar to that by Alchian and Demsetz (1972) about team production.

Thus according to the theory of economic rent, the surplus claimed by the provider of information processing ability – the firm, is considered economic rent, both in the sense of Ricardian rent and in the sense of Paretian rent (Wessel, 1967; Lackman, 1976). Since the source of this surplus is information, we call it “information rent”.

This information rent to the firm has some interesting properties.

Proposition 2: Ceteris paribus, the firm's information rent depends on both volatility in the intermediate input market and volatility in the final product market.

It can be shown that the firm with $\theta = 0.001$ is only profitable within a certain range of value of parameters λ_1 and λ_2 (Figure 9).

Firstly, as mentioned before, non-autarchy production of the industry requires $\lambda_2 \geq 1$. This is not only important to firm production, but also to market-organized production, as shown in Figure 4. Beyond $\lambda_1 = 1$, it is noted that the greater the λ_2 value, the greater the profitability. Secondly, similarly for a very small value of λ_1 , firm production is not viable, nor is the market-organized production. Beyond a certain small value of λ_1 , it is noted that the greater the λ_1 value, the greater the profitability.

So far our conclusions are based on the argument that a few firms could emerge from the primitive market-organized production without affecting the pricing condition β_0 of the equilibrium of the market-organized production, and therefore they earn positive surplus. In the subsequent discussion, we allow β_0 to be exogenous and different from the β_0 determined by the equilibrium of the market-organized production. So that given λ_1 and λ_2 , values of β_0 and θ would decide the sign and scale of the information rent.

Proposition 3: According to equations (19) and (9), when the values of β_0 or θ vary, their impacts on the information rent is doubled by not only entering $E(\pi_f)^*$ directly, but also entering into the firm's decision on its optimal size i^* .

The following discussion justifies our relaxation of the assumption that firms survive in markets dominated by market-organized production. Assume that the information processing ability θ is initially a natural gift which distributes randomly among the industrial population – each individual is gifted with a value of θ . Assuming that the industrial population is n , they are put into an ordered sequence as $\Theta = (\theta_1, \theta_2, \theta_3, \dots, \theta_n)$. Therefore in our system, an individual can start up a firm with his own gift of information processing ability and at the same time be in the labor force himself. Thus we introduce entrepreneurship here, as a result of the natural gift of information processing ability.

In the equilibrium of the market-organized production, β_0 was decided in the way so that $E(\pi_X) = E(\pi_M)$ holds. Newly emerged firms would take advantage of this equilibrium to make positive information rent. β_0 determined as such is the benchmark pricing condition in the market.

With the number of firms growing, market share for the market-organized production shrinks, which means that the volatility of the markets for the producers under market-organized production shrinks. When this continues, eventually at a certain point no positive product would be produced by the X -producers who run individually. Market-organized production then no longer provides benchmark β_0 for the industry. At this moment, β_0 and wage level w are both subject to change according to competition among firms in the product market as well as in the labor market. The mechanism of competition in the product market works as follow: If a firm chooses to offer a higher β_0 , it gets all its stock sold with certainty, as all consumers would prefer purchasing its product first. Only when this firm's stock of product gets exhausted, the consumers would turn to other producers. Therefore, price competition begins.

With w exogenously determined by the labor market condition, the intensity of the competition in the product market will determine the value of β_0 . It can be shown that when perfect competition applies with a large number of firms existing, all firms earn zero profit in our model setting; while if there exists market power to a small number of surviving firms, these firms could have positive profit, and the size of this profit depends on their respective information processing ability. That how many firms could exist depends on the information processing ability θ , as well as the threshold set up by the exogenous β_0 and w . (Detailed illustration can be found in Appendix C) Therefore the model extends to more realistic industrial markets.

V. Implications

The current model does not close as if in a general equilibrium setting, which would set the income of consumers of product X as endogenously determined by pricing parameter β_0 ¹⁶. Rather, we consider it as an equilibrium analysis for a certain industry existing in a broader economy, where there are other industries in the economy. Consumers of product X come from all industries including the current one, with a certain portion of their total income. Then the idea that consumers have exogenously determined budget constraint becomes sensible.

However, it does require certain imagination to accept that, the pre-determined population engaged in this certain industry reflects equilibrium of the overall economy which is beyond the analysis of this model, so that the demand and supply of X could be balanced. As with the problem of optimal division of labor inside the industry, the current model deals with it, with demand uncertainty considered.

Recall the essential assumptions we have made in the model:

1. There is convex production technology openly available for all producers, which provides incentive for specialization.
2. There is imperfect but complete information for both buyers and sellers. Buyers randomly visit sellers' shops. As a result, sellers find themselves facing demand uncertainty, which is subject to uniform distribution. For the same reason, the availability of the product from one shop is smaller than one hundred percent, in terms of probability. This applies to both intermediate input and final product markets.
3. A firm is featured as an organization with multi-person and multi-stage production. It employs labor from the labor market, and uses the same production technology to produce both intermediate input and final product. It sells its final product at individual shops. The shops are independent from each other.
4. The only difference between firm production and *market-organized production* is that, a firm has the production process organized by processing the information of demand and supply of the intermediate input. In the latter, no one knows more than anyone else.
5. Information processing is a costly process.

With these settings, any superior performance of a firm must be attributed to its informational advantage, and the following implications are derived from such a model:

¹⁶ Pricing parameter β_1 , which works for the intermediate input market, is virtually given by normalizing P_M to be one, and by assuming m -producers would fully specialize. Thus we have $\beta_1 = \frac{F_{\lambda_2}(k < 1)}{1}$.

1. Under certain conditions, firm production generates a positive surplus, after all factors and costs been well-paid. The advantage neither the result of better technology nor better organizational form, but unique information processing ability. For this reason, the surplus is called information rent.
2. A firm's performance depends on a set of parameters, among which λ_1 and λ_2 describe the degree of demand uncertainty in the two markets, β_0 is the pricing parameter given by the competitive market, and θ describes the informational cost.
3. The competitive market environment, described by β_0 , affects the size of information rent in a few ways. One is that it determines the expected income level of individual producers as $E(\pi_X) = E(\pi_M)$, which is equivalent to labor cost w of the firm when the *market-organized production* dominates. Additionally, as indicated by proposition 3, it has direct impact on the size of the information rent, and indirect impact on it via the optimal firm size.
4. For a firm, pricing parameter β_0 deteriorates in two ways. When the market is dominated by *market-organized production*, overly volatile demand uncertainties in the two markets lead to too small a β_0 , which drives out the information rent. When the market is dominated by firm production, with the number of capable competing firms increasing, β_0 turns larger¹⁷. This also eventually drives information rent to become close to zero. The latter case might be due to spill-over of information processing ability, as people gradually learn to mimic entrepreneur's practice. This could be called the dissipation of rent.

Now we are ready to examine whether information rent exists as a sustainable source of firm profit in the real economy. We are interested in the service industries which are close to our assumptions in many ways. Specifically, we take the *wholesale & retail industry* and the *finance and insurance industry* as our subjects of case study.

Firstly, production technology of these industries is plain and open to anyone. No one could claim a patent on the design or organization of a store, nor could anyone claim patent on an investment tool tailored for customers. In fact, there exist many individually run retail shops, as well as many self-employed financial agents, both of them serve in certain businesses the same way big companies do. Secondly, demand in the markets do appear random to certain extent. Thirdly, both the labor and the final product market are relatively competitive in the two industries, which means that market power can hardly be the source of sustainable profit. However, neither of them is perfectly

¹⁷ There could be less volatility in the intermediate input market, which means a smaller λ_2 . According to Figure 5, this would deliver a larger β_0 .

competitive with homogeneity embedded. We do observe that with the same commodity sold in the shops, or with the same banking service from the financial institutions, different prices are charged. Thus the reality is close to our assumption in model. Fourthly, according to empirical studies (van Ark, 2002), these two industries do benefit substantially from ICT advancement and investment in the U.S., which is a result that could be predicted by our model. For these reasons, we use the two industries as our subjects.

VI. Case studies

In this section, a cross-country industry-level panel data analysis is conducted to examine our theoretical predictions. The wholesale and retail industry and the finance and insurance industry are the subjects of this empirical analysis. Our sample includes data of the two industries from the United States, the United Kingdom, Japan, Germany, Italy, Australia, South Korea, Denmark, Finland, and Austria, covering the period from 1980 to 2005. Data is collected from the EU-KLEMS database, the OECD.stats database, and statistics bureaus of the respective countries.

Combining the theoretical frameworks of growth accounting approach in the literature and our model, the following econometric model is established.

$$Y_i = A_i \times F_i(K_i, N_i) = A_i \times K_i^\rho \times N_i^{1-\rho} \quad (22)$$

where Y_i is the real output of industry i , K is capital stock, N is employment, and A is multi-factor productivity.

With P_i denoting the price of the product,

$$P_i \times Y_i = P_i \times A_i \times K_i^\rho \times N_i^{1-\rho} \quad (23)$$

is the nominal output.

$$\text{It follows that } g_{P_i \times Y_i} = g_{P_i} + g_A + \rho \cdot g_{K_i} + (1-\rho) \cdot g_{N_i}. \quad (24)$$

We want to look at the growth of nominal value-added per labor hour rather than real value-added per labor hour for two reasons: Firstly, it is technically difficult to distinguish how much the growth of value in current price of a service is due to quality improvement and how much of that is due to

inflation¹⁸. A measure of real value-added could thus be biased in reflecting the value created by service industries. Secondly, the purpose of the study is the firms' ability to generate profit (rather than the ability to produce), which is not a homogeneous function of prices of degree one.

Thus we have:

$$g_{P_i \times Y_i} - g_{H_i} = g_{P_i} + g_{A_i} + \rho \cdot g_{K_i} + (1 - \rho) \cdot g_{N_i} - g_{H_i} \quad (25)$$

where g_{H_i} is the growth rate of labor hour.

The growth rate of the nominal value-added per labor hour, $glph_i$, can be decomposed as follows,

$$glph_i = \alpha \cdot INF + g_{A_i} + \rho \cdot g_{k_i} + (1 - \rho) \cdot glq_i \quad (26)$$

where k_i is the capital per labor hour, and glq_i is the measure of growth of labor quality as defined by Jorgenson and Stiroh (2000). g_{A_i} is the growth rate of industrial multi-factor productivity, which is the key variable that we use to measure the aggregate firm performance in the industry. INF is the general inflation rate of the economy, which is used to proxy for g_{P_i} with $g_{P_i} = \alpha \cdot INF$. This treatment is necessary since it is difficult to accurately estimate the price for a single unit of service, and the overall inflation data is readily available.

Since the subjects under study are service industries, the g_{A_i} term, which is the aggregate firm performance of the industry, hardly contains technological improvement in the production of the service provided by the industry. Additionally, technological improvement in capital goods is counted for in the growth of capital stock per capita, and labor skill improvement is counted for in the glq_i term. Therefore, according to our model, the g_{A_i} term should only be explained by cost of information (described by parameter θ), market competition (described by parameter β_0), and the size of firms.

To examine this hypothesis, we further run the regression of g_{A_i} against the following explanatory variables, as implied by our theoretical model: (i). Growth of ICT capital stock of the industry, measured as g_{IT_i} , to control for the cost of information; (ii). Growth of level of labor compensation in the very industry, measured as g_{ILCPH_i} , which is a proxy for market competition, since β_0 is a key

¹⁸ Interested readers can refer to SNA93 for detailed information.

determinant of labor compensation in our model. A larger g_{ILCPH_i} is due to an increase in the number of firms, which leads to higher intensity of competition; (iii). Average firm size of the industry, measured as FZ_i .

The regressions are designed to find evidence that θ , β_0 , and firm size impact economic performance of firms in the way that our model predicts; it also examines whether the expected profit which is sustainably generated from information processing ability of firms, is the reason that the U.S. industries have had outstanding performances.

Therefore, after g_{A_i} is estimated from equation (26), we have,

$$g_{A_i} = \beta_1 g_{IT_i} + \beta_2 g_{ILCPH_i} + (\beta_3 FZ_i) + u_{ij} + \varepsilon_i, \quad (27)$$

where u_{ij} is fixed country effect of country j .

As TFP (or Multi-factor productivity) data for each industry in each country is readily available from the EU-KLEMS database which uses growth accounting method, we also run regressions (28) against this data to check if the results from the above are reliable, as a robustness test.

$$g_{TFP_i} = \beta_1 g_{IT_i} + \beta_2 g_{ILCPH_i} + (\beta_3 FZ_i) + u_{ij} + \varepsilon_i \quad (28)$$

Case I: The wholesale and retail industry

Figure 10 gives the mean and standard deviation of some key variables relevant to firm performance, as indicated in our theoretical model. It can be observed that the industry in different economies follow different patterns of growth, probably due to that they are running at different stages of development. The U.S. wholesale and retail industry relies more on the growth of ICT capital stock: a relatively stable and high growth in ICT drives median level of growth of nominal labor productivity. The industry of Japan relies more on significant labor quality improvement, while its growth of labor compensation is among the lowest, hinting that firm performance benefited more from slack domestic competition. The industry of U.K. and Korea has low ICT growth, low labor quality growth, while industrial labor compensation grows relatively faster, suggesting that increasing number of firms, and therefore increasing intensity of competition, is supporting the aggregate firm performance to surge high.

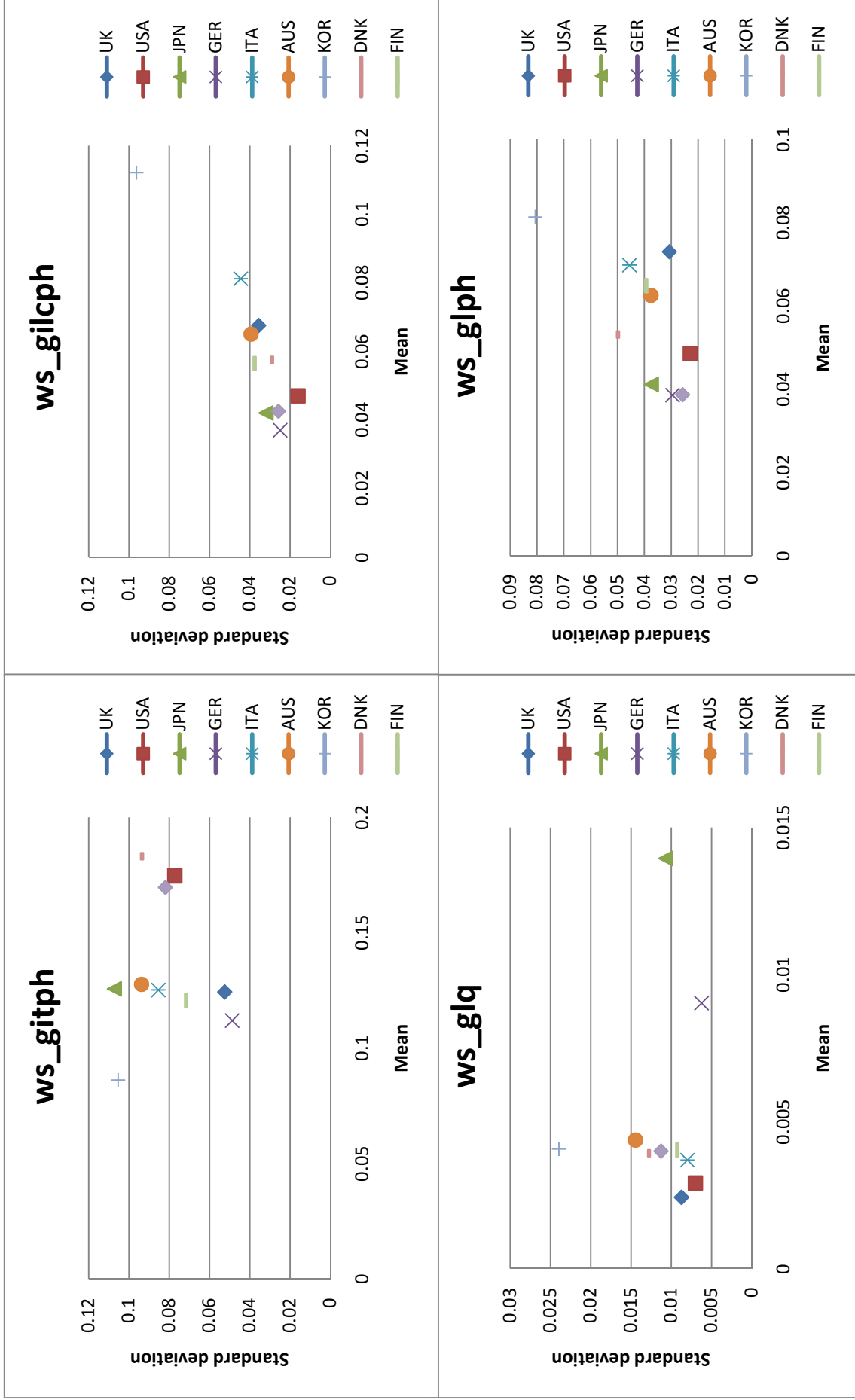


Figure 10: Key variables of the Wholesale and retail industry.

While there is a variety in our individual observation, by pooling the countries together in a panel regression, the pattern for this wholesale and retail industry becomes clear (Table 1: Regression results of the wholesale and retail industry).

Table 1: Regression results of the wholesale and retail industry

Regression	(1)	(2)	(3)	(4)
Method of Estimation	OLS	OLS	OLS	OLS
Observations	104	104	104	104
Regressand:				
Resid_gtfp	Yes		Yes	
gtfp		Yes		Yes
Regressors:				
gitph	0.09**	0.10**	0.12**	0.12**
gitph(-1)	-	-	-0.06	-0.03
gilcph	0.40**	0.40**	0.38**	0.39**
fz	-1.64	9.14**	-0.78	9.62**
C	-0.02	-0.11**	-0.03	-0.11**
Fixed country	Yes	Yes	Yes	Yes
Fixed period	None	None	None	None
R-squared	0.38	0.50	0.39	0.50
Prob (F-statistic)	0.00	0.00	0.00	0.00
Durbin-Watson statistic	1.88	2.16	1.88	2.18

* 10% significant; ** 5% significant.

Regression results from equation (27) and equation (28) are very similar. The results reveal two findings: First, ICT capital stock, which reduces the cost of information processing, has a positive impact on the aggregate performance of firms; Second, growth in labor compensation and firm size both have positive impact on the aggregate performance of firms. This implies that a lower θ has enabled more firms to join in and pushed the optimal firm size higher. Other one hand, given a certain β_0 value, i.e. intensity of competition, optimal size of firms can be larger. On the other hand, according our discussion in section IV regarding information processing ability and entrepreneurship, the number of firms can also be larger because of growth in ICT stock, therefore improving the performance of the whole industry. In other words, ICT investment brings additional room for expansion to the industry.

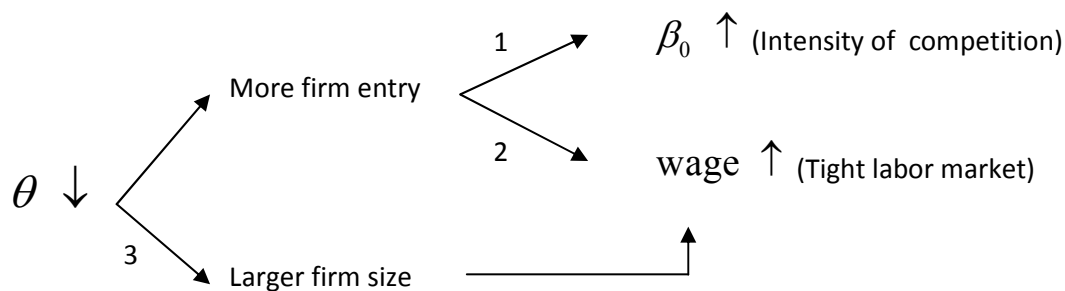


Figure 11: The effects of decreasing θ numbered as 1, 2, and 3.

Figure 11 illustrates the three simultaneous effects numbered as 1, 2, and 3, of the decreasing cost of information processing:

(1) As more firms enter the industry, the markets turn less volatile - λ s getting smaller, pushing β_0 higher¹⁹, which is negative to the aggregate firm performance.

(2) As more firms enter the industry, labor market becomes tighter, the rising labor cost would squeeze information rent for each firm. Thus it's negative as well. However, for the industry as a whole, before the number of firms coming to a certain level, aggregate performance of firms could be improving, as production switches from market-organized style to firm style. In other words, the effect that more firms come in with positive profit outweighs the effect that each firm has less profit than before.

(3) θ has the effect of pushing up the optimal firm size. Therefore this is a positive effect. However, it is possible that such tightens the labor market and pushes wage up.

According to the above theory, the generally positive effect of ICT investment over the wholesale and retail industry keeps happening as long as positive effects more than compensate the negative effect, which means when β_0 and w do not increase to too high – competition in both product market and labor market remains moderate.

Thus the story of the wholesale and retail industry can be well explained by our model.

Case II: The finance and insurance industry

Figure 12 presents the different growth patterns of the finance and insurance industry of each economy. For example, ICT growth of the finance and insurance industry in the U.S. is among the

¹⁹ See Footnote 14.

highest, accompanied by low labor quality growth and median level labor compensation growth; yet the nominal labor productivity growth is in the median-low zone. Data on its firm size shows that the industry has the largest average size among all economies in the sample and it is declining over the years. Implication is that increasing intensity of competition is the reason that keeps improvement of aggregate firm performance relatively low, while growth of labor compensation relatively high. The U.K. and Australia cases are different. They have relatively high ICT accumulation, negative labor quality growth, but relatively high labor compensation growth. These features deliver them significant improvement in aggregate performance of firms. Possible explanation is that as the cost of information processing is cut down by ICT investment, while competition in the industry intensifies with increasing number of firms and larger firm size, the positive effects outweighs the negative effects according to the second point of the analysis of Figure 11. Thus we see high growth in both aggregate performance of firms and labor compensation.

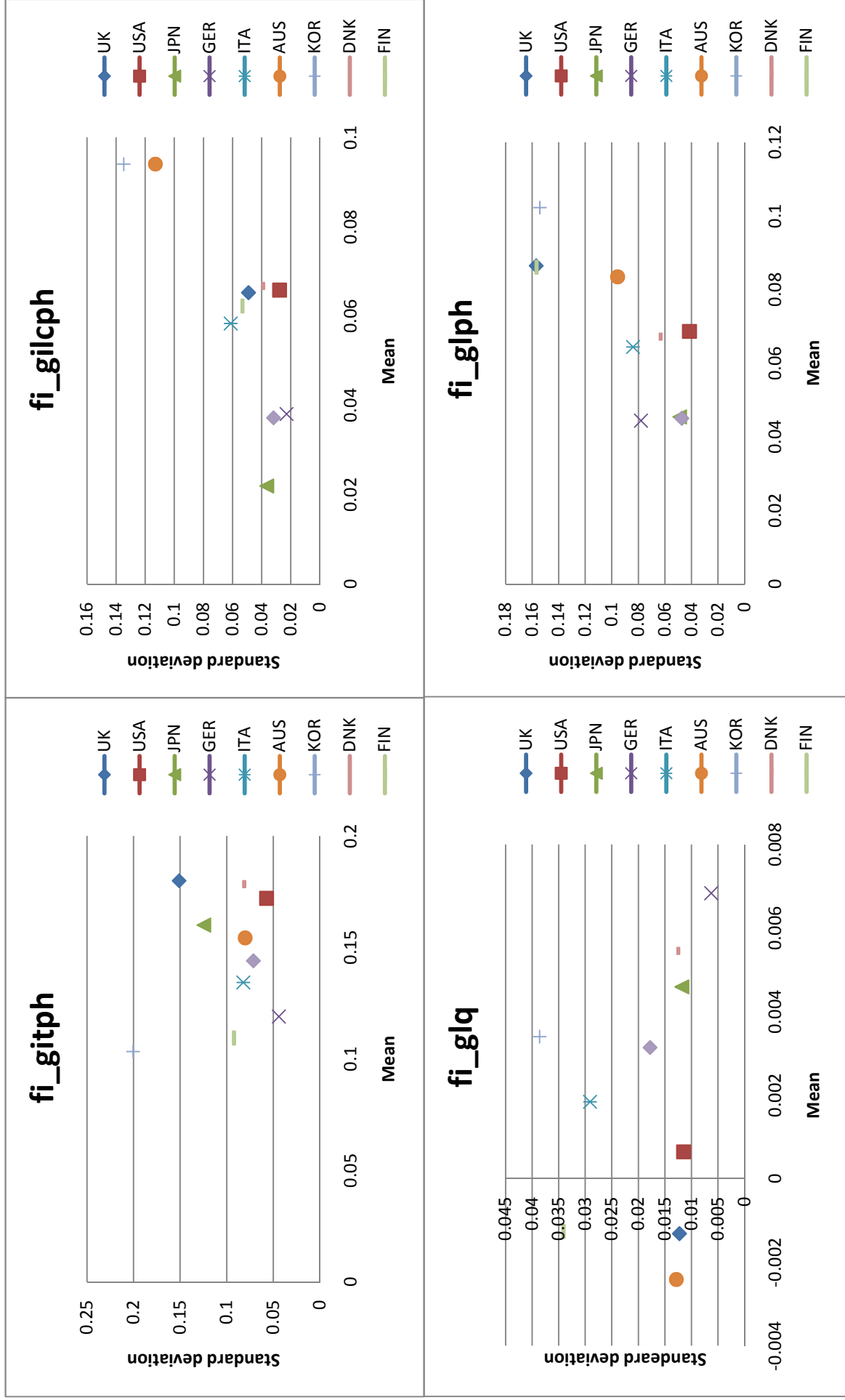


Figure 12: Key variables of the finance and insurance industry

Table 2: Regression results of the finance and insurance industry

Regression	(1)	(2)	(3)	(4)	(5)	(6)	(7)	(8)
Method of Estimation	GLS	OLS	OLS	GLS	OLS	OLS	OLS	OLS
Observations	65	65	65	64	64	228	228	228
Regressand:								
Resid_gtfp	Yes			Yes	Yes			
gtfp		Yes	Yes			Yes	Yes	Yes
Regressors:								
gitph	0.14*	-0.03	-0.01	0.15*	0.07	-0.06*	-0.07*	-0.08*
gitph(-1)	-	-	-	-0.12	-0.05	-0.00	0.00	0.00
gilcph	-0.20	0.22*	0.16	-0.22	-0.02	0.26**	0.28**	0.29**
fz	-2.51**	-1.43	-0.29	-1.96	-0.34	-	-	-
C	0.10	0.08	0.02	0.09	0.01	0.01	0.02	0.01
Fixed country	Yes	Yes	None	Yes	None	Yes	None	Yes
Fixed period	None	None	Yes	None	Yes	None	Yes	Yes
R-squared	0.13	0.19	0.37	0.17	0.24	0.17	0.16	0.24
Prob (F-statistic)	0.39	0.14	0.23	0.29	0.88	0.00	0.06	0.01
Durbin-Watson statistic	2.65	2.40	1.89	2.66	2.44	1.73	1.57	1.72

* 10% significant; ** 5% significant.

However, the regression results for the finance and insurance industry data are ambiguous. Generally, the following is observed: First, when firm size is controlled, growth of ICT capital stock has positive impact; when firm size is dropped, the impact of growth of ICT capital stock turns significantly negative; Second, the growth of labor compensation in the industry has positive impact on the performance of firms; Third, period fixed effect is more suitable for this industry, rather than fixed country effect.

Recall Figure 11, the story implied for the finance and insurance industry is as the following: growth in ICT capital stock reduces the cost of information processing. According to our model, it pushes up the optimal firm size, enabling the expansion of the size of each firm. On the other hand, lower information processing cost would continue to enable more entry of firms into the industry. Both larger firm size and increasing number of firms push up industrial labor compensation, as well as the β_0 value. Such would offset its effect on the optimal firm size. The positive sign of labor compensation term means that it is working in another way round, in which higher labor cost curbs firm entry, relieving information rent from the squeeze of intensified competition. To sum up, in the case of the finance and insurance industry, in contrast to the previous one, firm size effect turns negative because the intensity of competition β_0 in this industry is already large enough. Evans and Wurster (1997) documented the impact of ICT on the value chain of the banking industry in the 1990s, intensifying competition and imposing smaller firm size.

The fixed country effect

Fixed country effect in our regressions displays ambiguous results. In the wholesale and retail industry, fixed effect for a certain country has different signs in regressions with equation (27) and (28). Under equation (27), the U.S. has positive fixed effect, yet it is neither unique nor the most significant one. Under equation (28), the U.S. fixed effect is actually negative. In the finance and retail industry, the U.S. fixed effect is always negative, while other countries' fixed effect being positive or negative.

Within the framework of this study, we are examining what contribute to the growth of the residual term of an industrial production function, and the magnitude that these factors contribute to it. After all productive factors have been well paid for its service (equation (26))²⁰, the residual term measures the ability of the industry to generate surplus, which, according to our analysis, is basically due to the information processing ability of firms. Generally, no unique country effect in the growth of this residual term for the U.S. is found, which is not consistent with the hypothesis in literature that there is a first-mover advantage to the U.S. Rather, the growth of this residual term can be explained by ICT investment (with its capital-deepening effect filtered), intensity of market competition, and the size of firms. These factors impact on the aggregate performance of firms in the industry, in the way that our model can predict.

The policy implication is that a country can conduct its own optimal ICT investment strategy, combined with industrial organization policy to improve the performances of the service industries, leading to a higher growth path.

VII. Conclusions

We started with the enquiry about how the information and communication technology (ICT) improves firm performance, so as to improve the performance of the industry, which is argued by the empirical literature. For this purpose, a model of firm in a certain industry with demand uncertainty is developed.

Initially in the model, there are only individual producers specialized at two different stage of production, coordinated via an intermediate input market. However, facing demand uncertainty in

²⁰ Our residual term estimated is trivially different from the TFP data provided by the EU-KLEMS database, which is estimated using growth accounting approach.

both two markets, efficiency of resource allocation is lower than a full information scenario. Alternatively, if we count the property of availability of the products in this model as the only type of quality, then under demand uncertainty, either product quality would be lower or a higher price is charged for the same quality as compared to full information scenario. A firm is therefore organized to eliminate uncertainty in the intermediate input market. The realization of a firm organization in this model is as described by Figure 8, where a firm hires workers and divide them into two specialized groups: one producing M and one producing X . To assume away any special technological advantage of a firm, it is assumed that in the final product market, the firm is still loosely organized as several shops ran by individual x -producers.

The firm, although without assuming special technological advantage, manages to provide final product with higher availability (or higher quality), charging a higher price in the market. This observation echoes the survey by Li (2009) which concludes that ICT improves productivity by improving the value-added of products and services. This way the firm would gain an excessive surplus, which we refer to as information rent, after all production factors are well paid at the market rates of compensation, provided that the cost of processing information to run this organization is low enough.

Via the model, we understand in what ways the cost of information processing, intensity of market competition, as well as size of the firm affect this information rent.

To test if these theoretical predictions apply to real economy, the paper conducts case studies on the wholesale and retail industry, and the finance and insurance industry. Choosing service industries to examine our model prediction is basically for the convenience of analysis, as the service industries fit our model assumptions in many ways.

It is found that ICT investment has different patterns of impact over the two service industries. In the wholesale and retail industry, ICT investment brings positive impact directly; indirectly, it pushes up the optimal firm size and allows more firms to enter, making the aggregate effect positive to the aggregated firm performance. In the finance and insurance industry, as intensity of competition is already high, lower information cost further intensifies it by introducing more firms into the industry. Therefore it pushes up the value of β_0 , offsetting its effect on the optimal firm size. The effect of ICT investment is generally negative in this industry.

Last but not least, we learn from the fixed country effect coefficients that it is unlikely that there is a first-mover advantage attached to any single economy in ICT investment. Rather, different economies could adjust their ICT investment strategies according to the development stage with

corresponding market structure of the specific industry. This is because that ICT investment does not necessarily and automatically bring better industrial performance – therefore not necessarily the higher the better. In other words, many other factors, especially intensity of market competition, should be taken into consideration in policy-making.

It is worth of noting that the current research is a partial equilibrium analysis, rather than a general equilibrium analysis, of one industry. Also we have assumed away capital investment and human capital accumulation in the model. By adding those into consideration could generate the dynamic pattern of performance improvement related to information processing. Moreover, one might find the convex production technology too strong an assumption.

Thus future researches can be conducted in at least two ways: One is to establish general equilibrium analysis with multi-sector and multi-product; the other is to introduce dynamic analysis to see the evolution of performances of industries and the overall economy.

References:

- Alchian, Armen A. and Harold Demsetz. 1972. Production, information cost, and economic organization. *The American Economic Review*, 62(5): 777-795.
- Aoki, Masahiko. 1986. Horizontal vs. vertical information structure of the firm. *The American Economic Review*, 76(5): 971-983.
- Apte, Uday M. and Hiranya K. Nath. 2004. "Size, structure and growth of the U.S. information economy." In *Managing in the Information Economy*, ed. Uday Apte and Uday Karmarkar, 1-28. Springer.
- Arrow, Kenneth J. 1964. The Role of Securities in the Optimal Allocation of Risk-bearing. *Review of Economic Studies*, 31(2): 91-96.
- Arrow, Kenneth J. 1971. The value of and demand for information. *Decision and Organization*, 131-139. ed. C. B. McGuire and R. Radner, Amsterdam: North-Holland.
- Arrow, Kenneth J. 1975. Vertical Integration and Communication. *The Bell Journal of Economics*. 6(1): 173-183.
- Arrow, Kenneth J. 1985. Informational structure of the firm. *The American Economic Review, Papers and Proceedings of the Ninety- Seventh Annual Meeting of the American Economic Association*, 75(2): 303-307.
- Barrios, Salvador and Jean-Claude Burgelman. 2007. Information and communication technologies, market rigidities and growth: implications for EU policies. European Commission, Joint Research Centre, and Institute for Prospective Technological Studies.
- Brynjolfsson, Erik and Lorin M. Hitt. 2000. Beyond computation: information technology, organizational transformation and business performance. *Journal of Economic Perspective*, 14(4): 23-48.
- Carlton, Dennis W. 1978. Market Behaviour with Demand Uncertainty and Price Inflexibility. *The American Economic Review*, 68(4): 571-587.
- Carlton, Dennis W. 1979. Vertical integration in competitive markets under uncertainty. *The Journal of Industrial Economics*, XXVII (3): 189-209.
- Carlton, Dennis W. and James D. Dana, JR. 2008. Product variety and demand uncertainty: why markets vary with quality. *The Journal of Industrial Economics*, L VI(3): 535-552.

- Casson, Mark. 1997. Information and organization: a new perspective on the theory of the firm. Clarendon Press Oxford.
- Carter, Martin J. 1995. Information and the division of labour: implications for the firm's choice of organization. *The Economic Journal*, 105: 385-397.
- Debreu, Gerard. 1959. *Theory of Value: An Axiomatic Analysis of Economic Equilibrium*. New York, John Wiley and Sons.
- DeCanio, Stephen J. and William E. Watkins. 1998. Information processing and organizational structure. *Journal of Economic Behavior & Organization*. 36: 275-294.
- Evans, Philip B. and Wurster, Thomas S. "Strategy and the New Economics of Information." *Harvard Business Review*, 1997, 75(5), pp. 70-82.
- Jorgenson, Dale W. and Kevin J. Stiroh. 2000. Raising the speed limit: U.S. economic growth in the information age. *Brookings Papers on Economic Activity*, 2000(1): 125-235.
- Lackman, Conway L. 1976. The classical base of modern rent theory. *American Journal of Economics and Sociology*, 35(3): 287-300.
- Li, Yanfei. 2009. The roles of Information and Communication Technology in firm performance. Working paper.
- Macho-Stadler, J. David Pérez-Castrillo, Richard Watt. 2001. *An introduction to the economics of information: incentives and contracts*. Oxford University Press.
- Marschak, Jacob. 1954. Towards an economic theory of organization and information. *Economic Information, Decision, and Prediction, Selected Essays: Volume II, Part II Economics of Information and Organization*. 29-62. ed. Jacob Marschak. D. Reidel Publishing Company, 1974.
- Marschak, Thomas. 2004. Information technology and the organization of firms. *Journal of Economics and Management*, 13(3): 473-515.
- Malmgren, H. B. 1961. Information, expectation and the theory of the firm. *The Quarterly Journal of Economics*. 75(3): 399-421.
- Matteucci, Nicola, Mary O'Mahony, Catherine Robinson, and Thomas Zwick. 2005. Productivity, workplace performance and ICT: industry and firm-level evidence for Europe and the US. *Scottish Journal of Political Economy*, 52(3): 359-386.

Oliner, Stephen D. and Daniel E. Sichel. 2000. The resurgence of growth in the late 1990s: is information technology the story? *Journal of Economic Perspectives*, 14(4): 3-22.

Oulton, Nicholas and Sylaja Srinivasan. 2005. Productivity growth and the role of ICT in the United Kingdom: an industry view, 1970-2000. CEP discussion paper, 681.

Radner, Roy, and Joseph Stiglitz. 1984. "Nonconcavity in the value of information", in *Bayesian Models in Economic Theory*, 33-52. ed. M. Boyer and R.E. Kihlstrom. Amsterdam: Elsevier.

Stiglitz, Joseph E. 2002. Information and the change in the paradigm in economics. *The American Economic Review*, 92(3): 460-501.

Stiroh, Kevin J. 2002. Information technology and the U.S. productivity revival: what do the industry data say? *The American Economic Review*, 92(5): 1559-1576.

van Ark, Bart, Robert Inkaar, and Robert H. McGuckin. 2002. "Changing gear" productivity, ICT and service industries: Europe and the United States. Paper for NEW conference 2002.

Weitzman, Martin L. 1974. Prices vs. quantities. *Review of Economic Studies*, 41: 477-492.

Wessel, Robert H. 1967. A note on economic rent. *The American Economic Review*, 57(5): 1221-1226.

Yang, Xiaokai, and Yew-Kwang Ng. 1995. Theory of the firm and structure of residual rights. *Journal of Economic Behavior and Organization*, 26: 107-128.

Appendix A

Stability of equilibrium with market-coordinated production

§ Equilibrium as the intersection of demand and supply curves

To show that the equilibrium exists for the final product market, we can derive the consumer's demand curve and the X -producer's supply curve. Consumers demand is readily described by

$$\text{equation } P_X(Q_A^X) = \frac{Q_A^X}{\beta_0}.$$

(4). Now we derive the producer's supply curve.

For the X -producer,

$$\max. E(\pi_X) = \left[\int_0^{m_X^\alpha} P_{iX} k \phi_{\lambda_1}(k) dk + \int_{m_X^\alpha}^{\infty} m_X^\alpha P_{iX} \phi_{\lambda_1}(k) dk - P_M m_X \right] Q_A^M(P_M)$$

$$\text{S.T. } U_{P_{iX}} = \frac{I}{P_{iX}} Q_A^X \geq U^*$$

Q_A^X is a function of m_X only for the current analysis. P_{iX} is also separately decided.

$$L = \left[P_{iX} \cdot \left(\int_0^{m_X^\alpha} k \phi_{\lambda_1}(k) dk + m_X^\alpha \int_{m_X^\alpha}^{\infty} \phi_{\lambda_1}(k) dk \right) - P_M m_X \right] Q_A^M(P_M) + \varphi \left(\frac{I}{P_{iX}} Q_A^X - U^* \right)$$

$$\frac{\partial L}{\partial m_X} = \left[P_{iX} \cdot \alpha m_X^{\alpha-1} \cdot \left(1 - \frac{m_X^\alpha}{\lambda_1} \right) - P_M \right] Q_A^M(P_M) + \varphi \cdot \frac{I}{P_{iX}} \cdot \alpha \cdot m_X^{\alpha-1} \cdot \frac{1}{\lambda_1} \cdot Q_A^M(P_M) = 0$$

$$\frac{\partial L}{\partial P_X} = \left(m_X^\alpha - \frac{m_X^{2\alpha}}{2\lambda_1} \right) \cdot Q_A^M(P_M) - \varphi \frac{I}{P_{iX}^2} Q_A^X = 0$$

$$\Rightarrow \varphi = \frac{P_{iX}^2 \left(m_X^\alpha - \frac{m_X^{2\alpha}}{2\lambda_1} \right) \cdot Q_A^M(P_M)}{I \cdot Q_A^X}$$

$$\Rightarrow \alpha \cdot m_X^{\alpha-1} \cdot \left[1 - \frac{Q_A^X}{Q_A^M(P_M)} + \frac{P_{iX}}{I} \left(1 - \frac{1}{2} \frac{Q_A^X}{Q_A^M(P_M)} \right) \right] = \frac{P_M}{P_{iX}}$$

$\frac{P_{iX}}{I}$ is the reverse of demand from one consumer. As what the producer cares about is how much

price to set for exactly one unit of demand, we can safely put $\frac{P_{iX}}{I} = 1$.

Then we end up with

$$\alpha \cdot m_X^{\alpha-1} \cdot \left(2 - \frac{3}{2} \frac{Q_A^X}{Q_A^M(P_M)} \right) = \frac{P_M}{P_{iX}}$$

Since $Q_A^X = F_{\lambda_1}(k < m^\alpha) \cdot Q_A^M(P_M)$, the above equation is exactly equal to equation

$$\alpha m_X^{\alpha-1} - \frac{\alpha m_X^{2\alpha-1}}{\lambda_1} = \frac{P_M}{P_{iX}}. \quad (8)$$

Thus this equation describes the producer's supply curve (consumer's requirement on combinations of price and availability is ignored here so as to derive producer's independent optimal behavior).

To find out the intersection of the consumer's demand curve and the producer's supply curve,

simply substitute P_{iX} with equation $P_X(Q_A^X) = \frac{Q_A^X}{\beta_0}$.

$$(4). \text{ Then we are lead back to equation } \alpha m_X^{\alpha-1} - \frac{\alpha m_X^{2\alpha-1}}{\lambda_1} = \frac{P_M}{P_{iX}}.$$

(8).

§ Existence of Global Equilibrium

Suppose that an individual X -producer produces at $(m')^\alpha$, and $m' > m^*$. Then he sets a price

according to $P_{iX} = \frac{F_{\lambda_1}(k < (m')^\alpha) \cdot Q_A^M(P_M)}{\beta_0}$, assuming that β_0 is the reverse of a commonly

accepted shadow price of one actual unit of demand in the x market.

This producer's profit is,

$$E(\pi'_{iX}) = \left[\frac{F_{\lambda_1}(k < (m')^\alpha) \cdot Q_A^M(P_M)}{\beta_0} \cdot \left[\int_0^{(m')^\alpha} k \phi_{\lambda_1}(k) dk + \int_{(m')^\alpha}^{\infty} (m')^\alpha \phi_{\lambda_1}(k) dk \right] - P_M m' \right] \cdot Q_A^M(P_M)$$

We already have

$\beta_0 = \frac{\alpha m_X^{2\alpha-1}}{\lambda_1 P_M} \left(2 - \frac{3m_X^\alpha}{2\lambda_1}\right)$, which is given by market equilibrium.

$$E(\pi'_{ix}) = P_M \left[\left(\frac{m'}{m}\right)^{2\alpha} \frac{1}{\left(2\alpha - \frac{3\alpha m^\alpha}{2\lambda_1}\right)} \cdot \left[1 - \frac{(m')^\alpha}{2\lambda_1}\right] m - m' \right] \cdot Q_A^M(P_M)$$

When $\alpha = \frac{1}{2}$, we have

$$E(\pi'_{ix}) = P_M m' \frac{3\sqrt{m} - 2\sqrt{m'}}{4\lambda_1 - 3\sqrt{m}} \cdot Q_A^M(P_M).$$

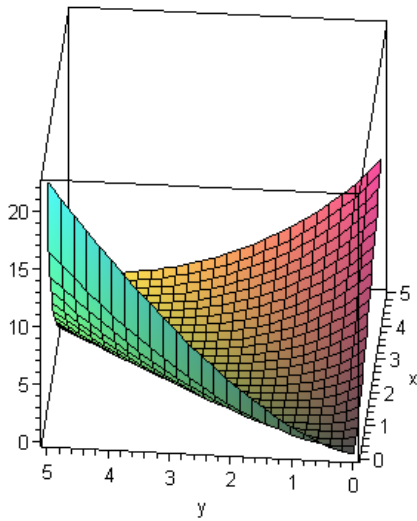
And without deviation, the expected profit is,

$$E(\pi_{ix}) = P_M m \frac{\sqrt{m}}{4\lambda_1 - 3\sqrt{m}} Q_A^M(P_M).$$

$$E(\pi_{ix}) - E(\pi'_{ix}) = P_M Q_A^M(P_M) \left(\frac{\sqrt{m}(m - m') + 2m'(\sqrt{m'} - \sqrt{m})}{4\lambda_1 - 3\sqrt{m}} \right)$$

When $\sqrt{m^*} < \frac{4}{3}\lambda_1$, which is always the case,

$E(\pi_{ix}) - E(\pi'_{ix}) > 0$. Thus any deviation is not an optimal choice.



Let $L = \sqrt{m}(m - m') + 2m'(\sqrt{m'} - \sqrt{m})$.

It can be shown that

$$\frac{\partial L}{\partial m'} = 3(\sqrt{m'} - \sqrt{m}),$$

which is positive when $m' > m$, and negative when $m' < m$. In the first case, it means m' should be decreased so as to reduce the positive gap between expected profit at m and expected profit at m' ; in the latter case, it means m' should be increased so as to reduce the positive gap between expected profit at m and expected profit at m' . Thus there is incentive to converge to m .

Appendix B

Wages in the labor market

Wages offered by the firm should be at least as high as the certainty equivalent income of the expected net revenue of the typical producers of m and x under market organized production and exchange.

Assume that an individual spends all his income in consuming the product X .

Step 1: from $U(x)$ to $U(\pi)$ - a transformation,

$$U(x) = \frac{\pi}{P_X} \times Q_A^X(P_m) = \pi \times \beta_0 = U(\pi)$$

Step 2: finding certainty equivalent income.

As the utility of π is a linear function. It implies that the certainty equivalent income is $E(\pi)$ itself. Thus at equilibrium, wage is set at $w = E(\pi_X) = E(\pi_M)$.

Appendix C

Entrepreneurship and firm-dominated market

Assume that the information processing ability distributes randomly over the industrial population, which we put into an ordered sequence $\Theta = (\theta_1, \theta_2, \theta_3, \dots, \theta_n)$.

Instead of quoting β_0 and expected income – the latter as wage w provided by the firm – both from the market-organized production, when enough portion of the industrial population becomes entrepreneurial and firm production dominates the industry, we assume w and β_0 to be exogenously given.

Therefore the optimal size of the firm is, with $\alpha = \frac{1}{2}$,

$$i^* = \frac{\frac{1}{\lambda_1 \cdot \beta_0} \cdot \left(1 - \frac{3 \cdot m_f^{\frac{1}{2}}}{4 \cdot \lambda_1}\right) - w}{2 \cdot \theta \cdot (m_f + 1)}.$$

Let's assume that the firm operation requires $i^* \geq 1$. The θ which satisfies such condition is

$$\theta \leq \frac{\frac{1}{\lambda_1 \cdot \beta_0} \cdot \left(1 - \frac{3 \cdot m_f^{\frac{1}{2}}}{4 \cdot \lambda_1}\right) - w}{2 \cdot (m_f + 1)}.$$

It means that only those θ s which are smaller than this threshold can enable a firm to survive.

A surviving firm's maximized profit therefore is

$$E(\pi_f)^* = \frac{\frac{m_f^{\frac{1}{2}}}{\lambda_1 \beta_0} \cdot \left(\frac{1}{2} m_f^{\frac{1}{2}} - \frac{1}{2 \cdot \lambda_1}\right) - w}{2 \cdot \theta \cdot (m_f + 1)} \cdot \frac{m_f^{\frac{1}{2}}}{\lambda_1 \cdot \beta_0} \cdot \left(m_f^{\frac{1}{2}} - \frac{m_f}{2 \cdot \lambda_1}\right) - w \cdot \frac{m_f^{\frac{1}{2}}}{\lambda_1 \beta_0} \cdot \left(\frac{1}{2} m_f^{\frac{1}{2}} - \frac{1}{2 \cdot \lambda_1}\right) - w}{2 \cdot \theta \cdot (m_f + 1)} \cdot (m_f + 1) - \theta \cdot \left(\frac{m_f^{\frac{1}{2}}}{\lambda_1 \beta_0} \cdot \left(\frac{1}{2} m_f^{\frac{1}{2}} - \frac{1}{2 \cdot \lambda_1}\right) - w\right)^2 \cdot (m_f + 1)^2$$

To enable the existence of the whole industry, the pair of w and β_0 should deliver any firm a profit greater than or equal to zero. It can be inferred from the equation that w and β_0 decide whether or not there is positive profit, while θ works to zoom in or out the positive profit. Perfect competition among a large number of firms which exist would drive β_0 up so that eventually

$$\beta_0 = -\frac{1}{2} \cdot \frac{-\lambda_1 + \sqrt{-1 + \frac{1}{2} \cdot \frac{-1 + \sqrt{1 + 4\lambda_1^2}}{\lambda_1^2}}}{w \cdot \lambda_1^2},$$

which makes $E(\pi_f)^* = 0$.

Only when there is a few number of θ s that satisfy $i^* \geq 1$, there would be market power to the small number of firms which exist. And they have

$$\beta_0 < -\frac{1}{2} \cdot \frac{-\lambda_1 + \sqrt{-1 + \frac{1}{2} \cdot \frac{-1 + \sqrt{1 + 4\lambda_1^2}}{\lambda_1^2}}}{w \cdot \lambda_1^2},$$

Which makes $E(\pi_f)^* > 0$.

In the former case, all firms are making zero profit; in the latter case, the firm with the least information processing ability (or with the largest θ) makes the smallest positive profit.