



Titre: The Open Innovation Journey in Emerging Economies: An Analysis of the Brazilian Aerospace Industry
Title:

Auteurs: Fabiano Armellini, Paulo Carlos Kaminski et Catherine Beaudry
Authors:

Date: 2014

Référence: Armellini, Fabiano, Kaminski, Paulo Carlos et Beaudry, Catherine (2014). The Open Innovation Journey in Emerging Economies: An Analysis of the Brazilian Aerospace Industry. *Journal of Aerospace Technology and Management*, 6(4), p. 462-474. doi:10.5028/jatm.v6i4.390
Citation:



Document en libre accès dans PolyPublie

Open Access document in PolyPublie

URL de PolyPublie: <http://publications.polymtl.ca/2341/>
PolyPublie URL:

Version: Version finale avant publication / Accepted version
Révisé par les pairs / Refereed

Conditions d'utilisation: CC BY-NC-ND
Terms of Use:



Document publié chez l'éditeur commercial

Document issued by the commercial publisher

Titre de la revue: Journal of Aerospace Technology and Management
Journal Title:

Maison d'édition: Departamento de Ciência e Tecnologia Aeroespacial (Brésil)
Publisher:

URL officiel: <http://dx.doi.org/10.5028/jatm.v6i4.390>
Official URL:

Mention légale:
Legal notice:

**Ce fichier a été téléchargé à partir de PolyPublie,
le dépôt institutionnel de Polytechnique Montréal**

This file has been downloaded from PolyPublie, the
institutional repository of Polytechnique Montréal

<http://publications.polymtl.ca>

The open innovation journey in emerging economies: an analysis of the Brazilian aerospace industry

Fabiano Armellini*

Escola Politécnica da Universidade de São Paulo

Department of Mechanical Engineering

Email: fabiano.armellini@gmail.com

Address: Av. Prof. Mello Moraes, 2231 – São Paulo SP 05508-900 – BRAZIL

* Corresponding author

Paulo Carlos Kaminski

Escola Politécnica da Universidade de São Paulo

Department of Mechanical Engineering

Email: pckamins@usp.br

Address: Av. Prof. Mello Moraes, 2231 – São Paulo SP 05508-900 – BRAZIL

Catherine Beaudry

École Polytechnique de Montréal

Department of Mathematical and Industrial Engineering

Email: catherine.beaudry@polymtl.ca

Address: P.O. Box 6079, Downtown Office, Montréal (Québec) H3C 3A7 – CANADA

Abstract: Open innovation is the systematic integration of collaborative, sourcing and revealing practices into a firm's business strategy, which is not implemented at once, but through a journey. This paper investigates this subject in an emergent economy context, the Brazilian aerospace industry, presenting the critical analysis of a questionnaire-based survey performed by means of personal in-company interviews in 22 firms. It comprises a wide range of practices associated with open innovation, connected to a conceptual model. Open innovation elements were found in the sample, with no open business strategy behind them, though. Deficiencies regarding funding, R&D maturity and intellectual property protection prevent the cluster from being fully open innovator. The culture company in the sample was nevertheless found to be very prone towards openness. From that, we conclude that open innovation in the cluster is still “unfreezing”, but with great potential to emerge, once these problems are solved.

Keywords: Open innovation, Aerospace Industry, Brazil, Innovation management.

1. Introduction

This paper is about the applicability and importance of open innovation to the Brazilian aerospace industry.

Open innovation is a term coined by Chesbrough (2003a) to designate a new mindset within industrial organization in which companies make use of “purposive inflows and outflows

of knowledge to accelerate internal innovation, and expand the markets for external use of innovation, respectively” (Chesbrough, 2006: p.1).

The subject of collaboration, networking and use of external sources for research and development (R&D) is not a novelty in academic and specialized literature about innovation management. Freeman (1991), in a review paper in the early 1990’s, has shown evidence that the use of formal and informal R&D networks and other kinds of collaborative arrangements are in order since before World War II. Freeman also states that the growth of structured networks of innovators, claimed by Chesbrough (2003b) to be at the root of the open innovation era, dates from the 1980’s. Also within new product development (NPD) literature, review papers on the subject prior to the rise of open innovation (e.g. Brown and Eisenhardt, 1995; Liyanage et al., 1999; Krishnan and Ulrich, 2001) identify a clear outward tendency in their time.

In spite of all that, the coining of the term “open innovation” has brought to the literature a binding perspective on a number of existing practices, and the necessity to structure such practices into firms’ strategies. According to the OECD (2008), the novelty of the open innovation approach lies on this systematic integration of such practices into firms’ strategy, as well as on the exploitation of the outbound (inside-out) process by firms.

It is evident that the adoption of open innovation is different from firm to firm, and from industry to industry. So it should be since the “optimum” level of openness depends on variables such as technology intensity, value chain position, product development average lead times and so on (Chesbrough, 2003b; West et al., 2006). According to Chesbrough and Appleyard (2007: p.58), a good open business strategy “balances the tenets of traditional business strategy with the promise of open innovation”. In other words, it is about the decision of what shall and what shall not be disclosed.

The adoption of open innovation does not happen at once, though. Enkel et al. (2011), for instance, developed a maturity level framework which identifies five stages of adoption of open innovation: (1) Initial/arbitrary; (2) Repeatable; (3) Defined; (4) Managed and; (5) Optimizing.

Chiaroni et al. (2011), in their turn, classify the level of adoption of open innovation by means of a three-axed framework which they name “the open innovation journey”. In the first axe, the process of adoption of open innovation is split into three stages: the first is the “unfreezing” stage, which implies in establishment of a sense of urgency of change and a cultural shift towards openness, although not yet put in practice. The second, called the “moving” stage, concerns the actual implementation of change through the establishment of new procedures and patterns of behavior consistent to the new vision derived from the cultural shift. Finally, the third one is the “institutionalising” stage, which is achieved when open innovation is incorporated to the formal procedures and internal business process maps, with its own metrics and subjected to continuous improvement procedures. The second axe is with respect to the direction of openness: outside-in and inside-out (the first usually precedes the latter). The third axe regards the structuring of managerial levers for open innovation, namely: (i) networking, (ii) organizational structures, (iii) evaluation processes and (iv) knowledge management systems.

From these two papers, one realizes that it is not just a matter of determining whether open innovation is adopted or not, but also of establishing at which step one sits. This question can also be posed in the industry level.

Another issue identified in the emerging open innovation literature is that although the concept has been presented as a general trend (sometimes even as a paradigm change), what is observed in practice is that open innovation publications are clustered into a few “open-dominated industry segments” (Chesbrough and Appleyard, 2007), where the evidences of

openness are more clearly found. Another limitation is that most of the studies published so far analyze open innovation in the context of developed economies (especially the U.S. and the European innovation systems) as first noticed by West et al. (2006), which persists to date.

That being said, this paper has therefore a double-edged purpose: the first one is to present the descriptive analysis of the results of a survey whose goal was to search for evidences of open innovation trends within the Brazilian aerospace cluster. The second goal is to answer, in an explorative basis, and based on the data from the same survey, the following two research questions:

- (i) Does open innovation makes sense for companies of the aerospace industry in Brazil?
- (ii) How mature are companies in the cluster towards open innovation?

In other words, the goal behind this work is to verify whether collaborative and outsourcing activities within this industry are indeed part of an open business strategy or not, and where companies sit within the open innovation journey framework. This is an important issue to be addressed, for most publications on open innovation ignore the importance of business models, as West and Bogers (2013) noticed in a recent review paper on open innovation literature.

The relevance to this work lies on the previously mentioned lack of literature about open innovation in developing contexts. Moreover, there is a worldwide interest in Brazil since 2003, when Goldman Sachs's paper about the BRIC (Brazil-Russia-India-China) economies was issued (Wilson and Purushothaman, 2003). One finds a number of publications which show evidences of openness within developing economy contexts, but there is no conclusive answer so far whether this issue should be managed in the same manner they are in developed countries.

Moreover, the open innovation literature lacks studies about more traditional high-technology segments, since most of the evidence found is from industries where innovation dynamics is more intense, such as the ICT (information and communications technology) and the pharmaceutical sectors. The aerospace industry is an example of such an industry for which one finds few studies that discuss open innovation.

In order to fill both gaps, this paper presents the result of a research project that took place between 2011 and 2013 to investigate Brazilian aerospace companies in search of open innovation patterns within their R&D and NPD strategies. This work's results and findings shall add to the current discussion concerning the dynamics of these "new entrants" in the global market.

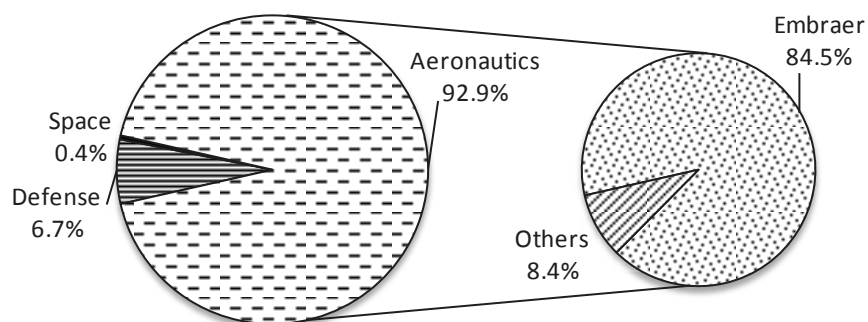
The remainder of the article is therefore organized as follows. Section 2 presents an overview of the Brazilian aerospace industry and its journey towards openness. Section 3 presents the research methodology employed to investigate the subject, which includes a conceptual model and the structuring of a survey. Section 4 shows the main results and performs a descriptive and critical analysis of the data obtained from the survey; Finally, Section 5 draws some conclusions, summarizes this paper's contributions and makes suggestions for future investigation on the subject.

2. The Brazilian aerospace industry and its path to R&D openness

A striking paradox in the Brazilian aerospace industry is that, although the country is proud to have Alberto Santos Dumont (1873-1932), a Brazilian-born inventor, among the pioneers of flight, the establishment of the industry has happened much later and did not occur spontaneously, but by means of government intervention, The creation of the Brazilian aerospace

cluster in the city of São José dos Campos, strategically located in between São Paulo and Rio de Janeiro, the two largest metropolises in the country is the cornerstone of the national aerospace. It was accomplished by the establishment, in the mid-twentieth century, of the aeronautic research institute *Centro Tecnológico de Aeronáutica*, nowadays called *Departamento de Ciência e Tecnologia Aeroespacial* (DCTA), and the Air-Forces engineering college *Instituto Tecnológico de Aeronáutica* (ITA) in the city (Ferreira, 2009; Gomes, 2012). Later on, in 1971, the establishment in the same city of the Brazilian space research institute (INPE – *Instituto Nacional de Pesquisas Espaciais*) consolidated São José dos Campos and surroundings as the heart of the aerospace cluster in Brazil. The history of most Brazilian-owned aerospace companies is connected to these public institutes, as they are either spin-offs of these institutes, or have their founders coming from ITA, DCTA or INPE. That is the case of Embraer, Mectron and Avibras, to name a few.

Aerospace is subdivided into three segments: aeronautics, defense and space (IMAP, 2011). Undoubtedly, the main segment within the Brazilian aerospace in terms of revenues is aeronautics as Figure 1 shows. This is mostly due to Embraer, a global leader in the regional jets segment. In 2007, for instance, the aeronautic segment was responsible for 92.9% of total revenues in the Brazilian aerospace market, of which 84.5% is attributable to Embraer (Ferreira, 2009).



Source: adapted from Ferreira (2009).

Figure 1 Brazilian aerospace market share in 2007

Not neglecting Embraer's importance to the cluster, the Brazilian aerospace industry may not be reduced to one single company. There are several other niche markets exploited by a number of different companies acting in the country that must be taken into account. One such niche market is the helicopter manufacturing segment, which is exploited by Helibras, a subsidiary of EADS Eurocopter, the only helicopter manufacturer in Latin America. There is also a number of smaller aircraft manufacturers that develop and produce smaller vessels for agriculture, flight training and leisure.

The defense and space segments in Brazil are highly segmented, with small and medium enterprises acting in very specific niche markets, related either to civil and military air control infrastructure, or to the modest but relevant Brazilian space program or yet to other initiatives that have the government as the demander and purchaser.

In all three segments, though, the role of the government is central for funding and supporting product development projects, beyond its role as purchaser and final user. This is acknowledged by local authorities, which consider the aerospace industry as a strategic segment for the national development plan for several years (Gomes, 2012). Although strategic, throughout their history, aerospace companies often find a hard time regarding public support to develop its own technologies and products. This is partly due to the novelty of the regulatory framework for innovation in Brazil, whose cornerstone is the so-called 'innovation law' (federal law 10.973/04), issued in only in 2004.

As a result, despite the country has a distinguished competence in this industry globally, the cluster is very dependent on foreign knowledge, even for the prime contractor Embraer. When analysing Embraer's supply chain, one realizes that 93% of its suppliers are located abroad due to the lack of qualification of local suppliers (Figueiredo et al., 2008). According to

Cassiolato et al. (2002), the risk-sharing partnership model adopted by the company to develop its aircrafts since the mid-1990's was the solution Embraer found to gain access to the technology within the systems provided by its suppliers.

As for Helibras, since its establishment in the late 1970's, its business model was basically based on the manufacture and sale of aircrafts developed by its controller Eurocopter. More recently, though, the company is engaged with R&D, thanks to some technology transfer agreements from Eurocopter that put the Brazilian subsidiary in charge for the development of a couple of platforms. This R&D is being performed in collaboration with local universities and public research institutes (Caiafa, 2012).

Finally, regarding defense and space segments, the very structure of the market leads companies to collaboration, since their very small economies of scale and scope hinders them to invest in self-dependent R&D infrastructures. Collaboration is one of the few alternatives for survival in this scenario. One such example was the Atech-Omnisys joint venture for the development of the first 100% national S-band weather radar, which resulted in the spin-off Atmos Systems (Silveira, 2005). Another example was Mectron's collaborative arrangement with Brazilian and South-African enterprises for the development of the fifth-generation missile A-Darter (Silveira, 2009).

Recently, these segments are attracting the interest of new and bigger entrants, such as the French company Thales, which controls the Brazilian firm Omnisys since the acquisition of 51% of the company in 2005 (Mileski, 2011), and the Swedish Saab, which launched R&D facilities in Brazil in 2011 (Pedroso, 2011), anticipating its victory in the fighter jet bid from the Brazilian Air Forces (Soto and Winter, 2013). Another important change in the segment's panorama was

Mectron's acquisition by Odebrecht group, the largest Brazilian company in the construction sector (Rolli, 2011).

The research project that follows takes place within this dynamic environment, of alliances, partnerships, mergers and acquisitions, also characterized by secrecy and concealing due to the involvement of the military and matters of national sovereignty.

3. Method

The literature exploring the adoption of open innovation practices in aerospace is rather sparse and close to inexistent. Therefore, this work aims at performing an extensive investigation of open innovation concepts, tools, practices and strategies in order to verify which have been adopted in aerospace product development. For that purpose, a questionnaire-based survey was performed covering all relevant aspects related to an open innovation strategy.

After gathering some information about the firm itself, the questionnaire inquires about general technology innovation management (product and process innovation), using the framework of OECD's Oslo Manual (OECD and Eurostat, 2005). The most extensive part of the questionnaire, though, is about open innovation issues. Departing from the tripartite division of open innovation proposed by Enkel et al. (2009) one elaborates a list of the pertinent issues associated to each core processes, presented in Table 1.

In order to analyze 'when' and 'how' open innovation occurs within product development process, a conceptual model is built, based on the three phases of the R&D process according to the Frascati manual (OECD, 2002). The resulting model, presented in Figure 2, identifies the internal "products" within the three activities of the R&D framework, that is, **knowledge** as basic research's main output, **technology** for applied research and **products** for development. The

combination of such assets are the ideas, here defined as creative impulses that allow the combination of existing data, information, knowledge and technologies into new knowledge, technologies, products and/or processes.

This conceptual model, along with the issues identified in Table 1, serve as a guide for the elaboration of an extensive survey questionnaire that structured the interviews performed during data collection.

Table 1 Open innovation issues

Core process	Issues associated
Outside-in	External knowledge/technology sourcing
	Integration of the customer and/or user in the innovation process
	Integration of the supplier in the innovation process
	Licensing in
Inside-out	Spin-ins, mergers and acquisitions (M&A)
	IP portfolio activity
	Licensing out
	Spin-offs and divestments
Coupled	R&D outsourcing
	Co-development with other companies
	Collaboration with universities and other science and technology institutes (STI)
	Venture capital

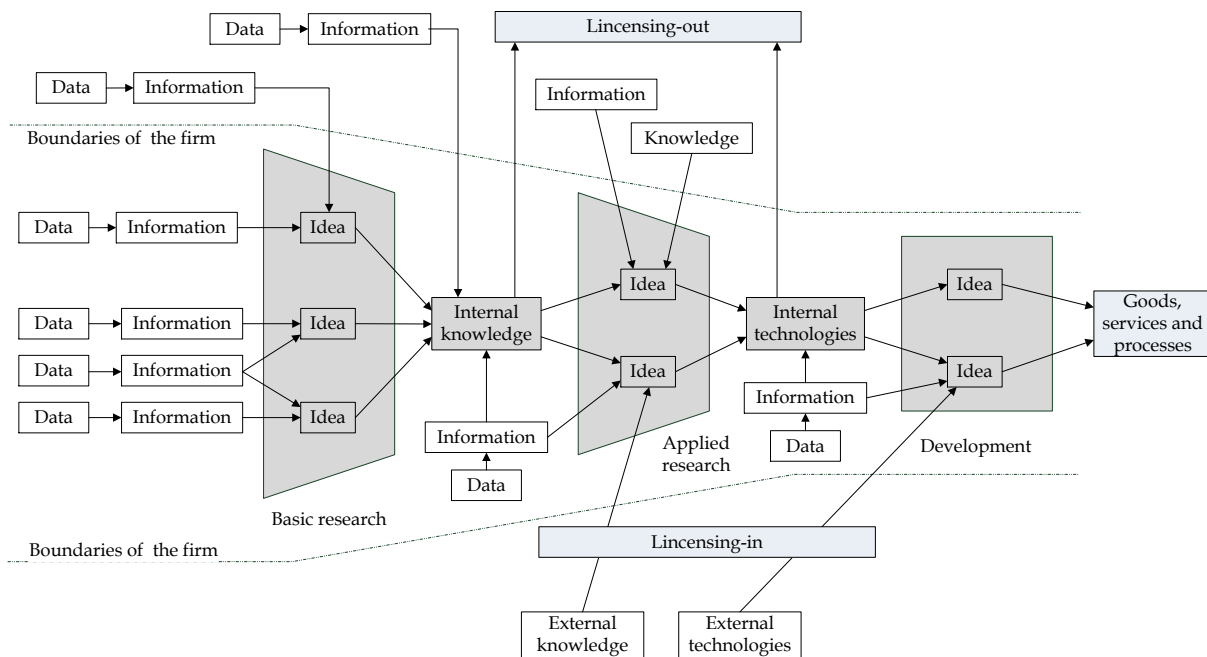


Figure 2 Open product-development conceptual model

Moreover, in order to cover for the open innovation journey, the questionnaire also inquires about open innovation culture (to evidence the “unfreezing” phase), formal business processes (for the “moving” phase) and open innovation metrics (for the “institutionalising” phase).

The final result is a very comprehensive questionnaire that comprises 71 questions, which took in average one hour and a quarter to be filled during interviews.

4. Results and analyses

The survey sample comprises a total of 22 Brazilian aerospace companies engaged in R&D activities and high degree of maturity in the product development process (Oliveira and Kaminski, 2012). These companies provided detailed information between the years 2007 and 2011. Data collection was performed through personal interviews with R&D managers or

directors responsible for the innovation process management within the company. All interviews were performed in-company.

The sample is representative of the population under study. The official Brazilian aerospace catalogue CESAER (DCTA, 2011) comprises a list of 270 companies. However, when analyzing the catalogue, one realizes that this list includes companies that, although part of the aerospace supply chain, are not indeed aerospace companies. After filtering out these companies, one finds 150 aerospace companies. The catalogue includes a brief description of each company's activities, which allows one to perform a second filtering, retaining only those engaged on R&D activities. By doing so, only 59 firms are left in the population. Therefore, the sample obtained represents about 37% (22/59) of the population of interest for this study.

The aerospace industry comprises companies with varying expertises, for aerospace products embrace many different technologies. Looking up the distribution within the dataset, the largest proportion of firms lies in the electronic and avionic systems, followed by aircraft manufacturers/integrators and technical consulting firms. The others are specialized in satellite components, defense equipment, ICT/software, simulation equipment and mechanical machining. The small size of the population prevents us from disclosing the exact numbers of each category.

The sample can also be split according to the firm value chain position. Four positions are generally considered: prime contractors, equipment manufacturers, subcontractors and final users. No final users are found within the sample, for they are not part of the focus of this study. Regarding the other three positions, Figure 3 shows the distribution considering three scenarios: (i) the entire aerospace industry (150 companies), (ii) R&D-engaged firms (59 firms) and (iii) this survey's sample (22 firms).

One realizes that the survey's subset oversamples the final links of the chain (prime contractors and equipment manufacturers), even when compared with the R&D-engaged subset.

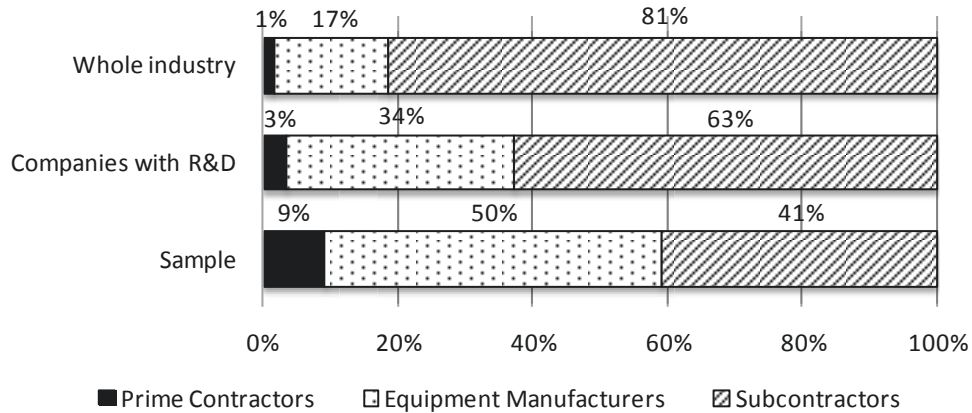


Figure 3 Firm distribution with respect to value chain position

Turning now to size representativeness, in this study a firm is considered an SME if it has 500 employees or less globally (that is, accounting all plants around the world). The distributions are shown in Figure 4. Following the trend observed in the value chain position analysis, the sample studied in the survey is more focused on larger firms, when compared both to the whole industry population or to the share engaged with R&D. Nevertheless, more than 3/4 of the sample is composed of SMEs, which means that their position is undoubtedly captured in the analyses that follow.

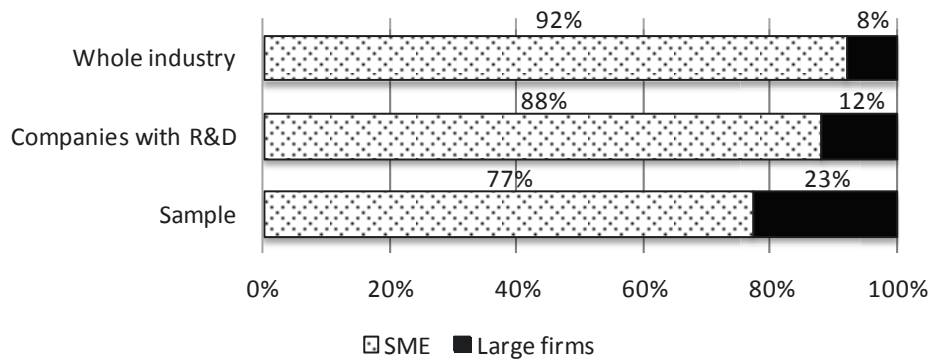


Figure 4 Distribution according to firm size

4.1. Innovation management

The first section after the introductory questions to the characterization of the sample focuses on traditional innovation management indicators, as established by the Oslo Manual (OECD and Eurostat, 2005). Although this manual distinguishes four different types of innovation (product, process, organizational and marketing), this survey concentrates only on technology product and process (TPP) innovation. All data covers the period ranging from 2007 to 2011.

As one can infer from Figure 5, no single company claimed to be engaged only in process innovation, which indicates that innovation within this industry (or at least within the sample under analysis) is product-oriented. This is further confirmed by Figure 6, which shows that the impact of product innovation tends to be higher when compared with that of process innovation. This corresponds exactly to what Pavitt (1984) defines as a science-based industry, in which he classified the aerospace industry.

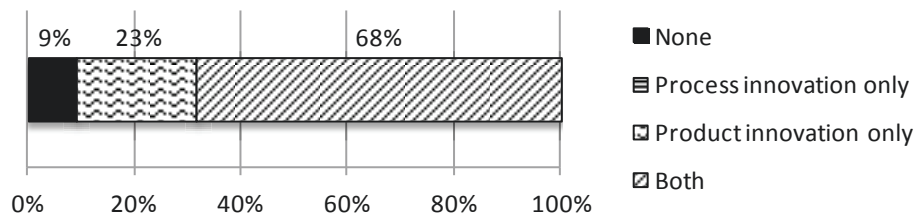


Figure 5 Types of innovation

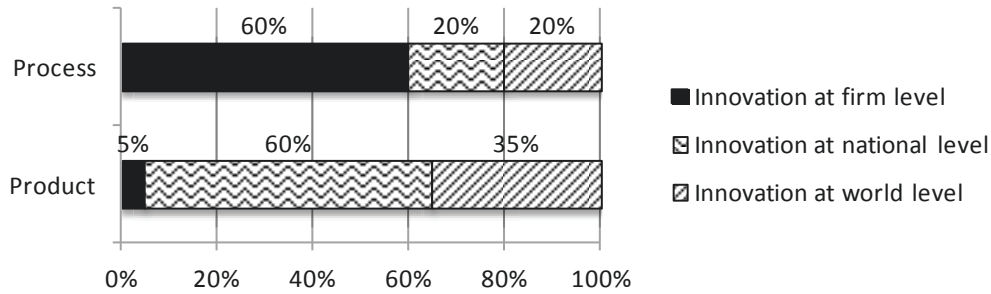


Figure 6 Highest innovation impact

Besides product and process innovation indicators, a common metric for innovation performance are intellectual property (IP) protection tools. Table 2 shows the percentage of companies within the survey sample that used IP protection tools in the 2007-2011 period: the proportion of firms using formal methods (e.g. patents) is low while strategic methods, such as secrecy and complexity of design, are more often used in the sample. This result follows a Brazilian tendency, partly due to well-known shortcomings in patent registration in the country (Brito Cruz and Mello, 2006; Gosain, 2013); but also due to the relatively low ratio of world-level product innovations in the Brazilian aerospace cluster.

Table 2 IP protection methods

Type of protection	IP protection method	Sample
Formal methods	Patents and utility models	18%
	Trademarks	23%
	Registration of industrial designs	5%
Strategic methods	Secrecy	55%
	Complexity of design	45%
	Lead-time advantage	18%

It follows from this low-adoption ratio of IP protection tools that Brazilian aerospace companies are in general not quite structured to deal with IP issues. As Figure 7 shows, more than 3/4 of the sample claimed either not to have any IP issues or to deal with them informally,

when they occasionally occur. Only 14% of the respondents claimed to have a Technology Transfer Office (TTO) or equivalent, responsible for managing and solving IP-related issues (9% in the plant where the interview took place and 5% in the firm, at a different plant).

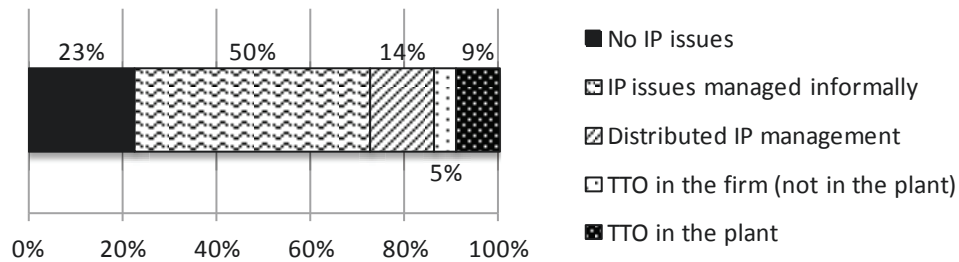


Figure 7 IP management

Regarding at last the use of governmental support policies for innovation, Figure 8 summarizes the adoption of a number of policies in the survey sample. The information that stands out is that more than half of the companies in the sample are users of non-refundable resources (grants) for innovation projects. Federal innovation agency FINEP and São Paulo state research agency FAPESP are the main culprits for this high rate, due to their well-established innovation support programs: “Subvenção Econômica” from FINEP and “PIPE – Pesquisa Inovadora na Pequena Empresa” from FAPESP, the latter addressed to small enterprises (with less than 250 employees).

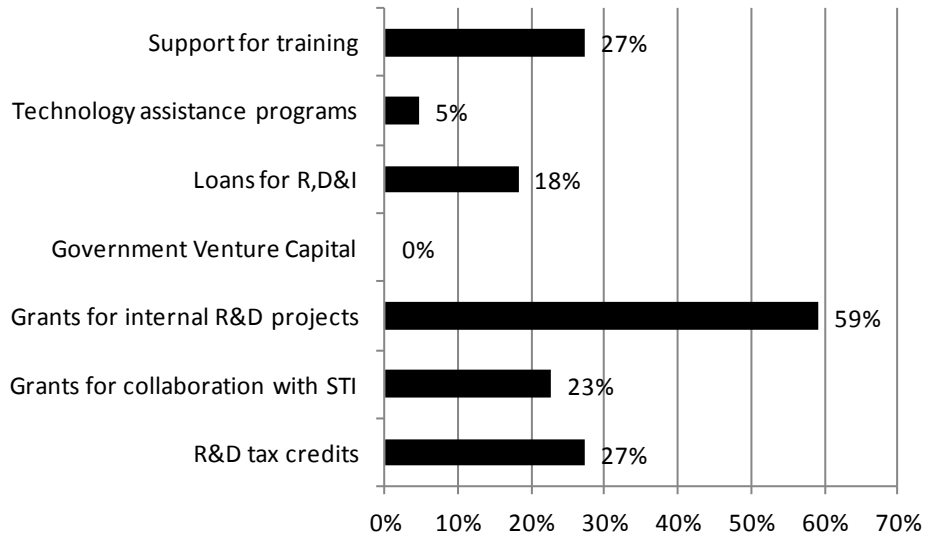


Figure 8 Use of innovation public policies

As for the other indicators, the percentage is relatively low. This is partly due to the novelty of most programs, since they were in general enabled by the Brazilian innovation law, issued in 2004.

4.2. Product development and open innovation

Recalling the conceptual model shown in Figure 2, the questionnaire begins the open innovation section of the survey by inquiring where companies act across the R&D spectrum. As expected, all companies in the survey claimed to be committed to development activities. About 2/3 of the sample claimed to perform applied research internally. As for basic research, only 9% of the companies claimed to perform such activities in Brazil and other 9% claimed to perform it globally (in others plants) but not in Brazil.

In order to perform this R&D, firms often find inspiration from others sources of knowledge. Figure 9 draws a radar diagram of the average importance attributed to a number of types of players that often contribute to R&D. Since the number of samples that claimed to be engaged to basic research was very low, the radar comprises and compares only applied research

with development. The importance was given through a seven-point Likert scale with no central point.

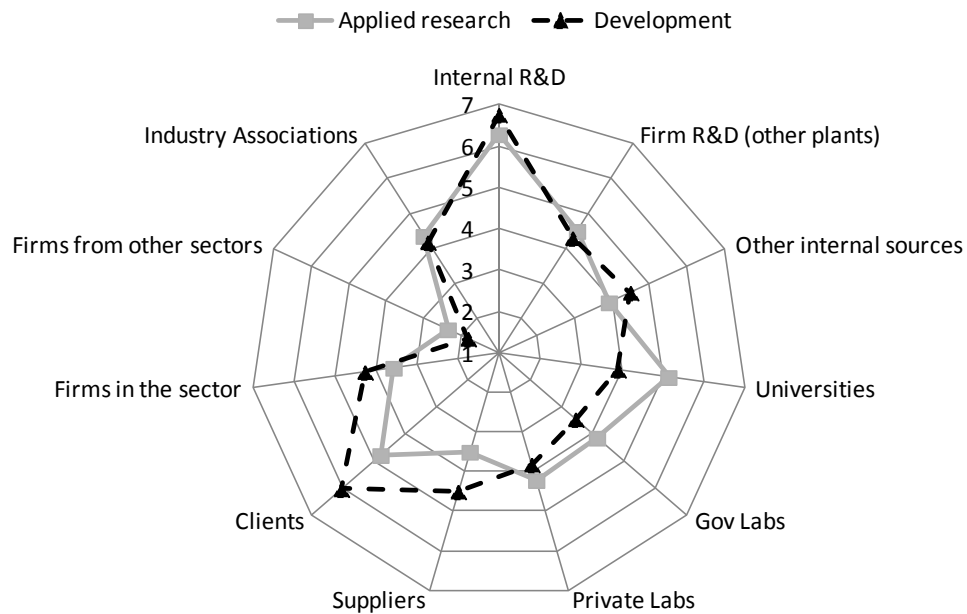


Figure 9 Importance of players as sources of knowledge for R&D activities

Some interesting observations can be made from the comparison between the two remaining shapes drawn in Figure 9:

- Internal R&D personnel are the most important, regardless of the R&D stage;
- Firms from different industrial sectors are barely used as sources of knowledge for aerospace companies, regardless of the phase;
- Science and Technology Institutes (STI), such as universities and research labs are more important during research activities than for development;
- Industry players, especially clients and suppliers are of great importance during development, but less important during the research phase.

Among the same list of players, companies could name up to two players as the most useful for their respective R&D. Figure 10 shows the frequency at which each player was cited.

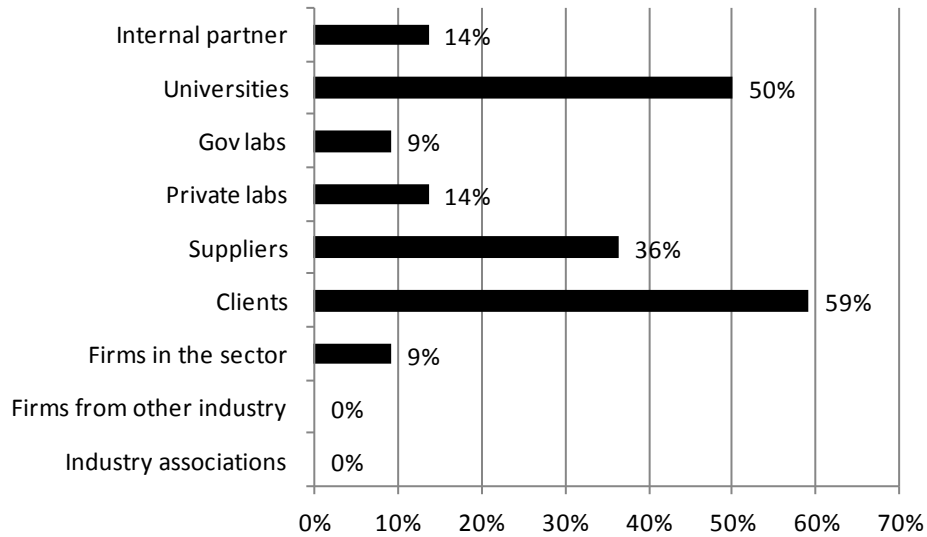


Figure 10 Top-of-mind partners for R&D

Three players stand-out in this analysis: clients (59%), universities (50%) and suppliers (36%). Interestingly, the option “firms from other industries” is a choice that no respondent made, which corroborates the low importance of cross-industry collaboration for the segment.

4.3. Open innovation strategy

As mentioned in the introductory part of this paper, a recent review paper on open innovation research (West and Bogers, 2013) observed that there is a tendency on open innovation research to neglect the importance of open business models and strategies, in spite of their importance to distinguish open innovation from earlier research on interorganizational collaboration in innovation. Opposing such tendency, this research dedicates a full set of questions to investigate how openness is connected to the firm strategy and their respective business models.

According to Dahlander and Gann (2010), there are two types of strategy for open innovation: pecuniary and non-pecuniary. Pecuniary strategies consist of external practices directly related to acquiring or selling companies, the first an inbound activity and the latter

outbound. Figure 11 shows that a very low percentage of companies claimed to be engaged in this kind of practices in the 2007-2011 period, in both directions.

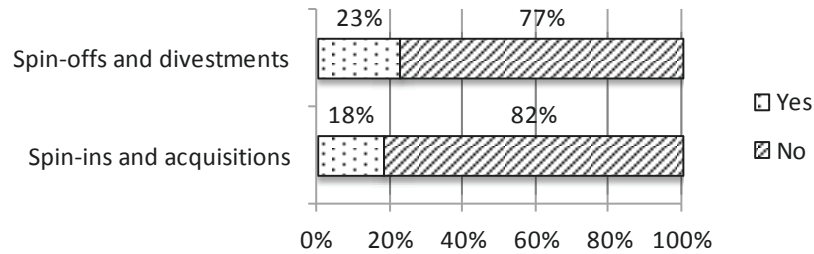


Figure 11 Strategic pecuniary practices related to the acquisition or selling of firms

The low percentages may be attributed to the low importance of such practices inside aerospace companies’ strategies, or may be due to the small time span of analysis (5 years), since merger and acquisition (M&A), spin-offs and divestments in most cases are not part of the ordinary agenda of companies, and their lead time is often greater than other open innovation practices.

In order to cover for that, the survey also inquired about former involvement of the plant in M&A, divestment or spin-off processes, whose result is found in Figure 12.

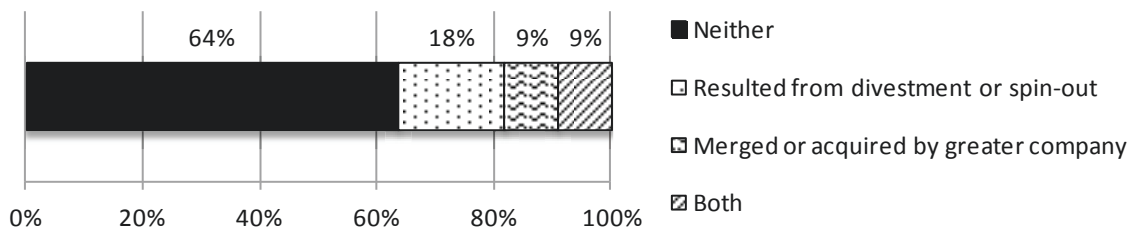


Figure 12 Plants previously involved in M&A or divestment processes in the past

With that approach, a larger M&A incidence is found within the sample. Therefore, even though 64% of the companies in the sample claimed they have never been involved with these matters, this result shows that this subject should not be disregarded when analyzing the

Brazilian aerospace cluster, as 36% of the firms surveyed resulted from divestments, spin-offs or were merged or acquired by another company.

Turning now to non-pecuniary practices, these are related to sourcing (inbound) and revealing (outbound) processes (Dahlander and Gann, 2010). One first example of such strategy is licensing in or out. Figure 13 shows the percentage of companies in the sample that claimed to have performed licensing during the 2007-2011 period.

The information that stands out is that not a single company in the sample claimed to have out-licensed their internal IP in this five-year period. In the inward direction there were positive responses, but most of them are for the acquisition of specific development software tools or embedded software for the company's own products. Figure 14 indeed shows that a high (70%) percentage of licenses are due to software development firms.

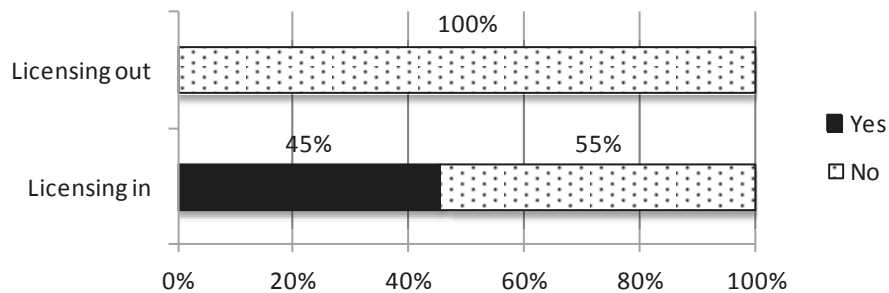


Figure 13 Licensing in and out

When inquired about the importance of licensing activities for the company strategy, on a Likert-scale from 1 to 7 (where 1 means 'not important' and 7 means 'very important'), the average remained below 2. Therefore, one concludes that this kind of open strategy is not adopted by firms in the sample.

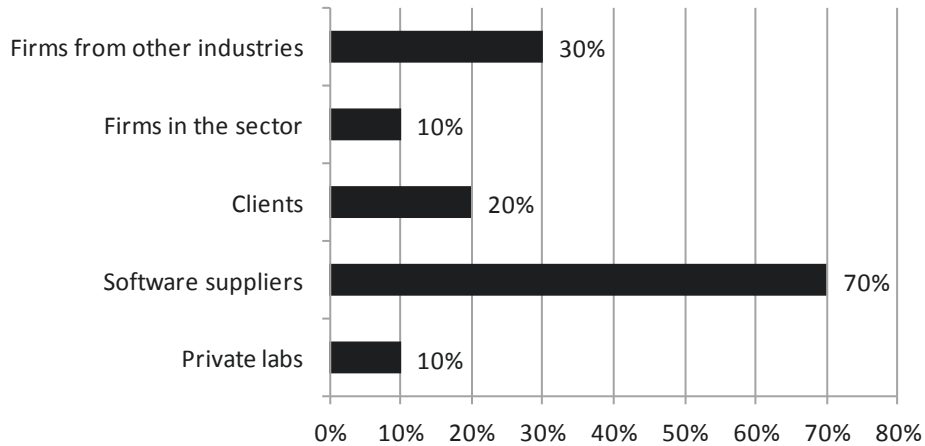


Figure 14 Type of organizations from which IP is licensed

Another non-pecuniary revealing strategy is the provision of R&D services to third-parties. Now this is a practice that is found to be of great importance among surveyed firms. As Figure 15 shows, roughly 3/4 (73%) of the firms claimed to perform this kind of activity, and close to half (41%) stated to perform this practice with great intensity.

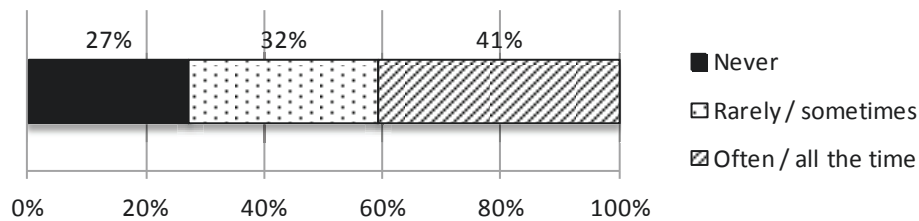


Figure 15 Proportion of firms providing R&D services by frequency

The clients of these R&D services (Figure 16) are mostly local, or located within the country, with low international incidence, which indicates that collaboration is performed within firms' own networking links. Moreover, only 1/3 of such services are provided within collaborative arrangements in a strict sense, the remaining 2/3 are direct-contracted services for the development of parts for third-parties, in almost all cases, public institutes such as INPE, the DCTA or one of the many divisions of the Brazilian Air-Force Command (COMAER).

This kind of practice, performed through direct-contracted development services, show a poor adherence of the open innovation model to the modus operandi of these companies: first, they are not performing R&D to develop their own products, but providing R&D services for a living, by outsourcing their own technical expertises to third parties; second, the collaboration that is performed cannot be considered a partnership in the strict sense of the word, it is more akin to a supplier-customer relationship; third, there is not an open business strategy behind the decision of balancing the disclosure and revealing of internal knowledge and technologies.

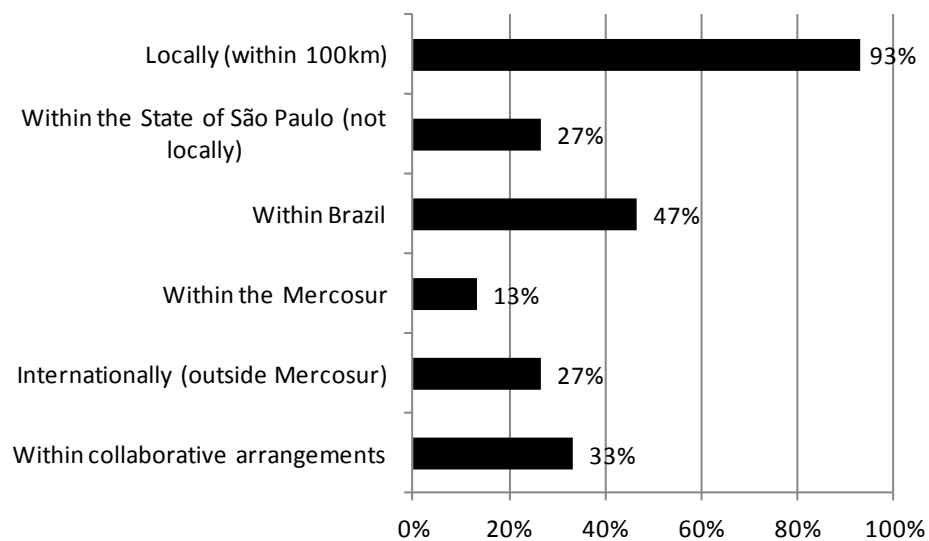


Figure 16 Location of R&D service clients

On the other hand, in line with Tranekjer and Knudsen (2012), the very provision of technical services to their customers grants these companies updated technical knowledge and privileged information about the market, which is crucial to their survival in the market, but also represents a source of opportunities to these companies to develop their own products. As a matter of fact, 68% of the R&D service providers in the sample claimed to use federal or state grants to finance the transformation of internal expertise into own products.

What differs from Tranekjer's and Knudsen's (2012) findings in Denmark is that Brazilian aerospace R&D-service providers are not better product innovators in comparison to

nonproviders, since these firms often fail to accomplish the successful launching of such product innovations in the market. Three R&D-service providers in the sample reported the exact same complaint about the effectiveness of the use of public grants for innovation: Brazilian authorities lack uniformity in their purchasing policies of aerospace technologies, which makes it difficult for local companies for profiting from their own NPD initiatives, since opportunities identified today may not be confirmed as a purchase order when the product is ready for deployment.

4.4. Open innovation culture

Even though open innovation may not be a reality in many aspects of Brazilian aerospace firms' behavior or strategy, its principles may yet be present in their internal culture. This is what Chiaroni et al. (2011) refer to as the “unfreezing” phase, which is addressed in the last part of the survey questionnaire.

By means of a series of questions about the importance of a number of aspects, the survey is able to identify which open innovation practices are more related to the day-by-day routine of the company, and therefore to its culture. The cultural facet is also something that often open innovation research papers lack, according to West and Bogers (2013).

In Figure 17, the level of importance attributed to each practice is shown in a 1-to-7 scale, since all questions were graded through a seven-point Likert scale (with no central point), and grouped by the three core processes (Enkel et al., 2009). As hinted from the results previously presented, there is a higher predominance of outside-in practices, followed by coupled activities and inside-out practices scored the lowest, with the exception of R&D services, as previously discussed.

Performing a simple average of the importance attributed to each practice within the three processes shown in Figure 17, one obtains overall indices of 3.3 for outside-in, 2.6 for coupled

and 2.0 for inside-out practices. Not surprisingly, outside-in scored highest, followed by coupled, and inside-out with the lowest score, which is consistent to a number of open innovation publications (e.g. OECD, 2008; Gassmann et al., 2010; West and Bogers, 2013) that assert that there is a dominance of the outside-in process over the others.

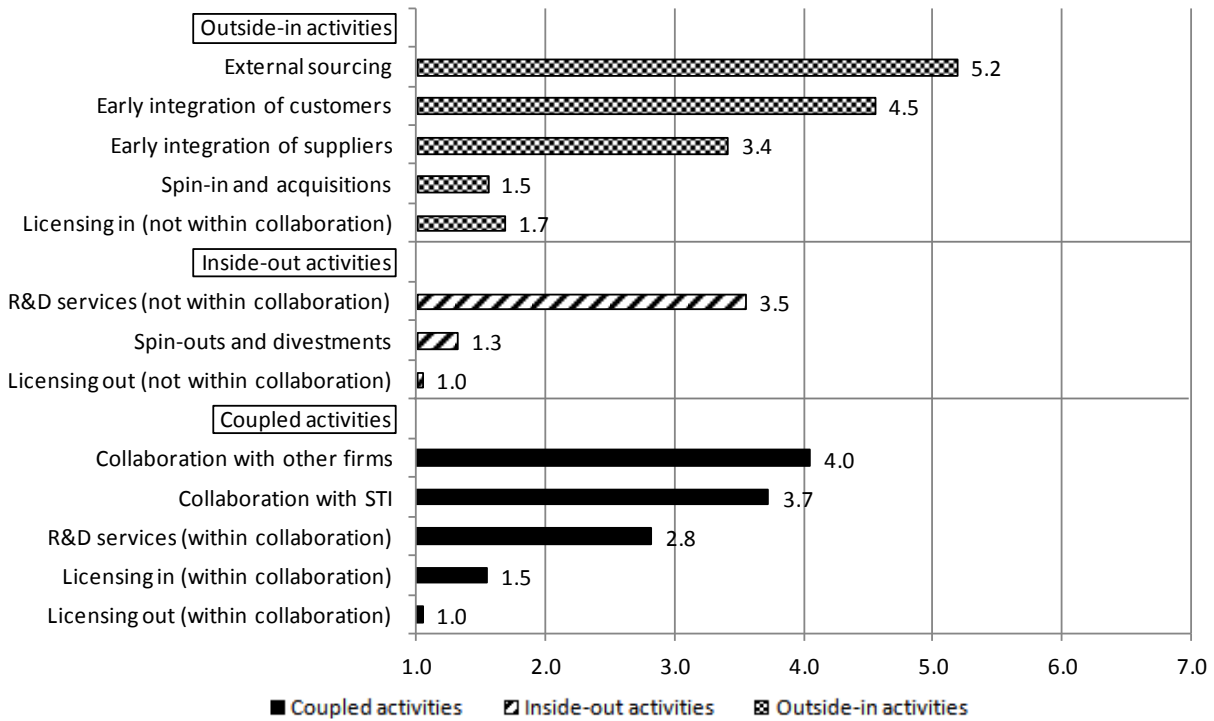


Figure 17 Open innovation practices as part of the day-by-day of Brazilian aerospace firms

The final question to be asked at this point is whether this scenario is consistent to a journey towards innovation openness. Since averages could be deceitful, one alternative is the creation of dummy variables to determine whether companies adopt each one of the three core-processes. To that effect, all three indices from all surveyed firms were put together, and the median value (found to be 2.7) was set as the threshold for determining whether a particular open innovation process is part of the culture for each participating firm. Afterwards, firms were grouped according to the processes that were found to be present at their respective cultures.

By doing so, it was found that there is a pattern of adoption of open innovation processes. A group of companies (about 29% of the sample) was found not to adopt any of the three processes, which were labeled as “closed innovators”. A second group of companies comprises those with one single process found within its culture. Outside-in only innovators were found in this group, which correspond to 5% of the sample. Among dual-process open innovators, two situations were found: outside-in is present in both cases, while the adoption of the second process differ: 14% of the sample adopts inside-out as well, while 43% of the companies, the largest group in this classification system, were clustered as outside-in and coupled adopters. Finally, there is the completely open innovators group that accounts for 10% of the sample, which puts together companies that were found to adopt all three core processes. This classification system allows the sketch the open innovation path illustrated in Figure 18.

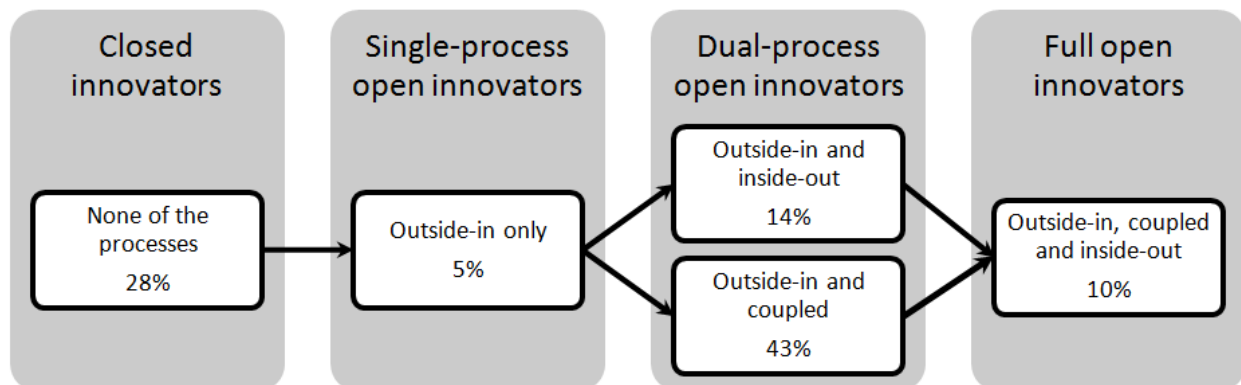


Figure 18 From closed to open: the journey of Brazilian aerospace firms

Outside-in is the first process to be incorporated into a firm’s culture; pure inside-out or within coupled arrangements is something that arrives only after outside-in is established into the firm’s culture. This finding is consistent to what Chiaroni et al. (2011) found in Italy.

With respect to the process of adoption of openness within the open innovation journey framework, this survey’s questionnaire investigates the existence of a department formally responsible for open innovation processes and about the reference to open innovation activities

in formal business process procedures of the firm. In both cases the incidence of positive answers was low (36%), even though the questions were structured in order to find the slightest evidence of these rather than fully operational open innovation management.

The questionnaire also includes a few questions intended to verify whether “not-invented-here” (NIH) and the “not-sold-here” (NSH) syndromes (Chesbrough, 2003a) were present in the firm’s culture. According to the responses provided during the interviews, a very low presence of these syndromes was found in Brazilian aerospace companies: only 4.5% of the companies in the sample were diagnosed as affected by NIH and 9.1% by NSH. These answers clearly indicate a willingness to perform more collaboration and outsourcing than these firms actually do.

All these results allow one to conclude that open innovation is indeed present within these firms’ culture, although not fully implemented in their strategies, internal procedures and market activity. It places the cluster in general in the “unfreezing” phase of the open innovation journey.

5. Conclusions

This paper aims to identify the level of integration of open innovation within the product development process. Open innovation is an emergent mindset that is being observed in some technology segments, the so-called open-dominated segments (Chesbrough and Appleyard, 2007). Within this new mindset, firms become increasingly aware of external knowledge to be used in internal technologies and markets, as well as external opportunities for application of internal knowledge in different markets. The body of knowledge that is being constructed in the specialized literature is mostly based on the study of success cases within these open-dominated segments, mostly within the context of developed economies.

With that in mind, this research paper attempts to analyze the applicability and relevance of open innovation within a different product development context in comparison to what is normally focused on the exploratory literature of open innovation. The focus here is the Brazilian aerospace industry, a traditional high-tech industry within an emerging economy context, which is characterized by one large player (Embraer) and a large network of smaller companies, mostly concentrated in the cluster located in São José dos Campos and surroundings.

Through an extensive survey, this research was able to raise some interesting data to add to the open innovation literature. This survey was performed by means of personal in-company interviews with 22 aerospace companies in the cluster, based on a questionnaire elaborated after the conceiving of a conceptual model to integrate open innovation to NPD, and a profound literature review for raising all pertinent issues within an open business strategy.

Traditional innovation metrics, defined by the Oslo Manual (OECD and Eurostat, 2005), have found in general a product-oriented low to medium innovative performance, with low IP management structuring, low-adoption of public innovation policies and local impact. The prominent relation is the supplier-customer relationship, followed by the collaboration with STI. The latter, though, is much more relevant during research activities and less intense during development phases. Besides, very low interest in collaborating with companies from other industrial segments was found. Collaboration was also found to be more intense locally. Finally, an awkward rate of R&D services provided through direct contract shows that many interviewed companies do collaborate, but not as a strategy for enhancing their own technologies and incomes, as advocates the open business model (Chesbrough, 2006; Chesbrough and Appleyard, 2007).

In short, all these results seem to lead to the conclusion that collaboration in this industry follows traditional standards, and that it is not fully adherent to an open business strategy, as defined by Chesbrough and Appleyard (2007). When analyzing the internal culture of the companies in the sample, though, it was found that companies are willing to collaborate more and to adopt more complex models for innovation and for sourcing and revealing outwards their own boundaries. However, institutional gaps in the Brazilian cluster prevent this willingness to become a reality. Among these gaps, the insight from some respondents point towards the lack of uniformity of the government in its role of purchaser and the prevention of companies from performing R&D for the development of their own products, which in part is due to the first gap.

All this is found to be adherent to the open innovation journey framework proposed by Chiaroni et al. (2011): the Brazilian aerospace cluster is undergoing an openness process, but still in the “unfreezing” phase, in which the sense of urgency for opening has been established, but institutional gaps prevents the clear adoption of an open business strategy. Therefore, the study presented in this paper is able to provide answers, in an exploratory basis, for both research questions asked in the introductory part of the paper: (1) yes, open innovation makes sense in the Brazilian aerospace cluster, although (2) the firms in the cluster does not seem to be very mature in dealing with open innovation, as they are still framed in the unfreezing phase of adoption.

Although this research focuses only one industrial segment (aerospace), from one single emerging economy country (Brazil), its results contribute for the general understanding of emerging economies in general, from an inductive perspective. The general panorama described in the data presented in this paper shows an industry with some very strong points from the knowledge and absorptive capacity perspective, but with structural gaps that prevents this potential to be fully developed. To change this scenario, effective government measurements are

in order, to allow local companies to be able to develop their own technologies and products. For such, more than just offering funding alternatives, the government should revise its role as purchaser of aerospace technologies, and grant local companies a stable demand in the medium term that provides a stable ground for them to grow. On the other hand, there is also a step to be taken by local companies, to better organize their R&D structures, in order to reach higher NPD maturity, with less informalities and more consistent strategies. Currently, the industry sits on a vicious cycle, where companies do not invest in R&D more because of lack of government support and the government do not support local companies because they lack R&D structure.

As a final remark: one should be aware that all these results are based on a simple average of the results obtained from the interviews, accounted equally regardless of firms' income. If the results were weighted with respect to income, a much different scenario could be found, because one player (Embraer), if present in the sample, would overshadow the whole sample, which is a problem normally found in studies that analyze the Brazilian aerospace industry: it is a common mistake to assume that the Brazilian aerospace industry resumes to Embraer alone. The focus intended for this paper is precisely the opposite. Regardless of having Embraer in the sample or not, what is desired here was to analyze the reality of the industry as a whole, including the needs of all those small players normally neglected in business sectors analyses.

6. References

BRITO CRUZ, C.H.; MELLO, L. (2006) **Boosting innovation performance in Brazil**, Economics Department Working Paper No. 532, Organization for Economic Co-operation and Development.

BROWN, S.L.; EISENHARDT, K.M. (1995) **Product development: past research, present findings and future directions**, Academy of Management Review, Vol. 20, No. 2, pp. 343-78.

CAIAFA, R. (2012) **R\$200 milhões em investimento: Centro Tecnológico de Helicópteros em Itajubá**, Revista Tecnologia e Defesa, No. 130, São Paulo.

CASSIOLATO, J. E., BERNARDES, R., LASTRES, H. (2002) **Innovation systems in the South: a case study of Embraer in Brazil**, Paper prepared for UNCTAD-DITE investment policy and capacity-building branch, New York and Geneva, United Nations.

CHESBROUGH, H.W. (2003a) **Open innovation: the new imperative for creating and profiting from technology**, Harvard Business School Press.

CHESBROUGH, H.W. (2003b) **The era of open innovation**, MIT Sloan Management Review, Spring 2003, pp.35-41.

CHESBROUGH, H.W. (2006) **Open business models: how to thrive in the new innovation landscape**, Harvard Business School Press.

CHESBROUGH, H.W., APPELYARD, M.M. (2007) **Open innovation and strategy**, California Management Review, Vol. 50. No.1, pp. 57–76.

CHIARONI D.; CHIESA, V.; FRATTINI, F. (2011) **The open innovation journey: how firms dynamically implement the emerging innovation management paradigm**, Technovation, Vol.31, No. 1, pp. 34-43.

DAHLANDER, L.; GANN, D.M. (2010) **How open is innovation?** Research Policy, Vol. 39, No. 6, pp. 699–709.

DCTA (2011) **CESAER: Catálogo de empresas do setor aeroespacial**, Departamento de Ciência e Tecnologia Aeroespacial.

ENKEL, E.; BELL, J.; HOGENKAMP, H. (2011) **Open innovation maturity framework**, International Journal of Innovation Management, Vol. 15, No. 6, pp. 1161-89.

ENKEL, E.; GASSMANN, O.; CHESBROUGH, H.W. (2009) **Open R&D and open innovation: exploring the phenomenon**, R&D Management, Vol. 39, No. 4, pp. 311-16.

FERREIRA, M.J.B. (2009) **Perspectivas do investimento em ciência – documento setorial: aeroespacial & defesa**, Vol. 12, Projeto PIB, Universidade Federal do Rio de Janeiro (UFRJ)/ Universidade Estadual de Campinas (UNICAMP).

FIGUEIREDO, P., SILVEIRA, G.; SBRAGIA, R. (2008) **Risk sharing partnerships with suppliers: the case of Embraer**, Journal of Technology Management and Innovation, Vol. 3, No. 1, pp.27–27.

FREEMAN, C. (1991) **Networks of innovators: a synthesis of research issues**, Research Policy, Vol. 20, No. 5, pp. 499–514.

GASSMANN, O.; ENKEL, E.; CHESBROUGH, H.W. (2010) **The future of open innovation**, R&D Management, Vol. 40, No.3, pp.213-221.

GOMES, S.B.V. (2012) **A indústria aeronáutica no Brasil: evolução recente e perspectivas**, in: LAGE, F. (org.) **BNDES 60 anos: perspectivas setoriais**, Banco Nacional do Desenvolvimento, Vol. 1, Ch. 4, pp. 139-185.

GOSAIN, R. (2013) **On the right track: the INPI ups its game**, World Intellectual Property Review, May-June 2013, pp. 56-57.

IMAP (2011) **Aerospace global report 2011**, International Network of M&A Partners.

KRISHNAN, V.; ULRICH, K.T. (2001) **Product development decisions: a review of the literature**, Management Science, Vol. 47, No.1, pp.1-21.

LIYANAGE, S.; GREENFIELD, P.; DON, R. (1999) **Towards a fourth generation R&D management model – research networks in knowledge management**, International Journal of Technology Management, Vol. 18, Nos. 3-4, pp.372-93.

MILESKI, A.M. (2011) **O bom momento da Thales**, Revista Tecnologia e Defesa, No. 123, São Paulo.

OECD (2002) **Frascati manual – proposed standard practice for surveys on research and experimental development**, 6th edition, Organization for Economic Co-operation and Development.

OECD (2008) **Open innovation in global networks**, Organization for Economic Co-operation and Development.

OECD; EUROSTAT (2005) **Oslo manual: guidelines for collecting and interpreting innovation data**, 3rd edition, Organization for Economic Co-operation and Development.

OLIVEIRA, A.C.; KAMINSKI, P.C. (2012) **A reference model to determine the degree of maturity in the product development process of industrial SMEs**, Technovation, Vol. 32, No. 12, pp. 671-80.

PAVITT, K. (1984) **Patterns of technical change: towards a taxonomy and a theory**, Research Policy, Vol. 13, No. 6, pp.343-73.

PEDROSO, R. (2011) **Governo quer transformar ABC paulista em polo da indústria de defesa**, Valor Econômico, October 20th.

ROLLI, C. (2011) **Odebrecht adquire controle da fabricante de mísseis Mectron**, Folha de São Paulo, 25 March.

SILVEIRA, V. (2005) **Atech constrói para SIVAM primeiro radar 100% nacional**, Gazeta Mercantil, 12 September, p.A-6, São Paulo.

SILVEIRA, V. (2009) **Mectron fornece mísseis para o Paquistão**, Valor Econômico, 17 April, p.B-9, São Paulo.

SOTO, B.; WINTER, B. (2013) **Saab wins Brazil jet deal after NSA spying sours Boeing bid**, Reuters.

TRANEKJER, T.L.; KNUDSEN, M.P. (2012) **The (unknown) providers to other firms' new product development: what's in it for them?**, Journal of Product Innovation Management, Vol. 29, No. 6, pp. 986-99.

WEST, J.; BOGERS, M. (2013) **Leveraging external sources of innovation: a review of research on open innovation**, Journal of Product Innovation Management, Vol. 31, No. 4, pp. 1-18.

WEST, J.; VANHAVERBEKE, W.; CHESBROUGH, H.W. (2006) **Open innovation: a research agenda**, in: CHESBROUGH, H.W.; VANHAVERBEKE, W.; WEST, J. (eds.) (2006) **Open innovation: researching a new paradigm**, Oxford University Press, Ch.14, pp. 285-307.

WILSON, D.; PURUSHOTHAMAN, R. (2003) **Dreaming with BRICs: the path to 2050**, Goldman Sachs Global Economics Paper No: 99.