

Masthead Logo

Liberty University
Scholars Crossing

Faculty Publications and Presentations

Jerry Falwell Library

5-2019

Creating a Comprehensive Review of the Literature

Randy L. Miller

Liberty University, rlmiller5@liberty.edu

Follow this and additional works at: https://digitalcommons.liberty.edu/lib_fac_pubs

Part of the [Higher Education Commons](#), and the [Information Literacy Commons](#)

Recommended Citation

Miller, Randy L., "Creating a Comprehensive Review of the Literature" (2019). *Faculty Publications and Presentations*. 193.
https://digitalcommons.liberty.edu/lib_fac_pubs/193

This Miscellaneous is brought to you for free and open access by the Jerry Falwell Library at Scholars Crossing. It has been accepted for inclusion in Faculty Publications and Presentations by an authorized administrator of Scholars Crossing. For more information, please contact scholarlycommunication@liberty.edu.

General Searching Tips – Where to Search www.tinyurl.com/JFLLiteratureReview

For any particular resource, what is being searched? (The full text or just metadata? Does this resource contain the full text of the item or is it just an index?) Sometimes the source you search will contain the full-text of the desired resource. In other cases, your search will only provide a citation (and perhaps an abstract) but you will have to locate the full-text resource elsewhere.

- Does this resource use controlled vocabulary (indexer assigned subject terms)?
- Does this resource allow Boolean searching (ands/ors/nots) or truncation?
- What limiters are available (scholarly, peer-reviewed, date, language, etc.)? There can be indexed items in a scholarly journal that are not scholarly “articles.” These include book reviews, meeting announcements, letters to the editor, etc.
- What is the intended audience (scholarly, popular, or juvenile)?
- For your topic, what format will the preponderance of your research likely be in (journal articles, essays, books, etc.)?
- Many subject areas (particularly historical topics) are found predominantly in books.
- Realize that scholarly peer-reviewed articles are written by scholars for other scholars. They often involve studies and theories. They usually don’t cover very “practical” topics such as “what do I do in my first counseling session,” or “how do I conduct a parent teacher conference?” (Some of those types of topics may be found in trade publications.) Scholarly articles also don’t usually “rewrite the encyclopedia” or write informative articles on historical topics. Those will be covered in reference books or monographs. Realize that there are not scholarly, peer-reviewed articles on every topic you can imagine. Sometimes you need to think in broader, more generalized terms for your literature review.
- Realize the interdisciplinary nature of information. For instance, you will find articles on “attention deficit disorder” in education and medical databases. You will find information on “child sexual abuse” in psychology, medical, educational, and religious databases. Don’t limit yourself unnecessarily. For instance, because of the number of journals indexed, *Academic Search Complete* ought to be part of your EbscoHost search for any topic. If you only need a few articles on a topic, often a multi-disciplinary database will suffice. But for a comprehensive literature review, it is only the beginning.
- Date of publication is very important to some disciplines, less important in others. Some disciplines stress the “latest research.”
- If you are researching a combination of two or more topics or main ideas, consider researching both topics independently and then analyzing and synthesizing the two ideas. For instance, if you were researching whether Robert Enright’s theories on forgiveness in counseling could be applied specifically to marriage counseling for middle-aged women with unfaithful husbands you wouldn’t restrict your search to only articles that combined both concepts. In that case, you might want to research Enright and forgiveness and then counseling for marital infidelity.
- Begin by developing an “encyclopedia” level knowledge of your topic. Who are some of the key researchers in this area? Are there controversial aspects of this topic? What areas have not been thoroughly researched? Is there some subculture or group that has not been researched that can provide a “gap” in the existing literature?

General Searching Tips – Your Search Terms and Strategy

- All research involves **searching** words, phrases, or concepts (either keyword searches or controlled vocabulary “subject” searches) in appropriate databases (of electronically indexed resources) or print collections and then **browsing** the search results with appropriate limiters (date of publication, author’s perspective, language, format,

intended audience, etc.). Your browsing may suggest alternate search terms which you would then search and browse the new results.

- Your search will be no better than the terms you use.
- “Fewer” words are often better when selecting keywords.
 - Remember that every additional term is a further “limitation” of your search and removes potentially useful sources along with irrelevant ones.
 - For instance, just search for “divorce” AND “children” (on separate lines) rather than “the effects of divorce on children” on one line. If the data didn’t include the word “effects” a perfectly good article might be eliminated.
- Try to find controlled vocabulary (or standardized search terms) when you are using indexed databases.
 - Realize that different databases use different thesauri.
 - Assigned subject headings are often more formal. Avoid slang.
 - Some terms change over time. If you are looking in an older database you may see entries under “global cooling,” and then later “global warming,” and currently “climate change.” “Home economics” is now “family and consumer science.” “Flying saucers” are now “unidentified flying objects.”
 - Even within a particular database, you might try different keyword terms. I use a process I call “snowballing.” I do a search and skim the results and add additional applicable subject terms as I see them in the abstract, subject headings, etc. For instance, you might find things under smoking cessation, tobacco, nicotine addiction, or cigarettes.
- Precision vs. Recall – if you create an extremely precise search string filled with many limiters you could end up eliminating potentially useful information. If you use too broad of a search string, you may have too many results to browse through but usually the first few hundred are the most relevant.

Journal Literature

- **Ebsco Quick Search** (choose ALL Ebsco databases). (*See detailed instructions below*)
 - Contains unique content not found in Summon.
 - All of the results are in the same Ebsco “platform.”
 - Each article provides a suggested citation in a variety of formats.
 - You can create a personal “folder” to save your results as you go along.
 - You can email PDF’s of full-text articles to yourself or save permalinks with proxying information for off-campus use.
 - Easy to limit by date or scholarly, peer-reviewed.
 - Don’t recommend limiting to “full-text.” (Either we have the article’s text in another database or it can be ordered via interlibrary loan. It will fill out the order form for you.)
 - Ebsco’s relevance ranking shows the research that best matches terms, emphasizes latest research, suppresses book reviews unless used as a search term)
- **ProQuest Central (this is a different family of databases which operates very similarly to Ebsco above).**
- **Google Scholar** (www.scholar.google.com) I have a handout on Google Scholar and Google Books at www.tinyurl.com/JFLGoogleScholar.
 - Begin by setting your preferences to Liberty University. Go to “Settings” on the first page, and then “Library Links.” Search for “Liberty University” and then check all of the boxes and click “Save.” This will direct Google Scholar to our subscription databases to give you the articles for free when you click on “Get it at LU” rather than asking you to pay for them. If there is no online access, there will be a link to order an article via interlibrary loan and it populates the form for you.
 - Includes many “open access” materials that are on university repository sites and are not otherwise indexed in our subscription databases.
 - When you find a particularly helpful article, look in the lower left corner to see “cited by” and click on that link. That shows LATER articles that quoted from the first article.
 - Google Scholar doesn’t allow truncation or Boolean searching
 - Relevance ranking is based on citations, so it is particularly good for finding older seminal or frequently cited articles.
- **Subject Specific Databases (see Research Guides under Research Tab at www.liberty.edu/library)**

- Business (Companies and Industries, Countries, Accounting, etc.)
- Counseling & Psychology (Psychiatry Online contains the DSM-5, PsycInfo, etc.)
- Education (ERIC and Education Research Complete, ProQuest Education journals, etc.)
- History – Historical or primary sources require different searching strategies and database collections than finding the latest journal literature. One major difference is that terminology changes over time. What we call PTSD today was called “soldier’s heart” after the Civil War, and later “shell shock.”
- Medical (MEDLINE uses MeSH – Medical Subject Headings, CINAHL, Evidence based databases). Note: If you are doing an All-Ebsco database search and limit to “scholarly, peer-reviewed” you will eliminate all MEDLINE articles (even though they are scholarly) since it doesn’t have such a limiter).
- Religion and Philosophy (search ATLA, OT & NT Abstracts, Christian Periodical Index, Philosopher’s Index simultaneously; Theological Journal Library) You can search for specific Bible passages in some databases.
- **Summon** <http://liberty.summon.serialssolutions.com>
 - Note that if you click “scholarly” sources, you eliminate all books since there is no easy electronic way to distinguish scholarly from non-scholarly books.
 - Summon contains some content not available in Ebsco databases.
 - Summon doesn’t currently allow you to create a personal folder like Ebsco, but you can “save” a result and have a link emailed to you.
 - “Search Anything” box at www.liberty.edu/library
 - Doesn’t allow truncation or Boolean searches
 - Doesn’t search metadata, doesn’t allow for subject searches
 - Relevance rankings are based on having the word in the title

Books and Ebooks

- While journal articles often have 50-100 words of metadata to search, listing the authors, title, abstract, subject headings, etc., books usually don’t have abstracts but only broader subject headings. Being able to search in Google Books, which contains full text, is a good way to search for books on your specific topic.
- Books in the Jerry Falwell Library are arranged by the Library of Congress system. There are three main places books may be. They might be on the shelves in the Book Towers or the Caudell Reading Room (this is where we keep the most frequently used or newest works), or the automated storage and retrieval system, or they may be ebooks. Note: Requesting a book from the robotic system will bring it to the first floor Customer Service Center. This is not how you order books for off-campus delivery.
- **Google Books** www.books.google.com.
 - There are four views (no preview, snippet view, preview, entire book)
 - Go to “Search tools” and “Any books” and limit it to “Preview Available.” This eliminates those with no preview or only a “snippet” view.
 - Full-view (or free) books tend to be older than 1923 which is helpful for historical or primary sources.
 - Those with “previews” show you up to 10% of the book and can be very helpful and allow you to review a book before obtaining it. You sometimes can find enough material within that 10% to use that book as a source.
 - You can also “search within this work” to provide a full-text index to available books.
 - You can use the “snipping tool” in Windows (or Macs) to take a picture of text you want to capture since you can’t “cut and paste” or print from Google “preview view” books. (I provide instructions in my www.tinyurl.com/JFLGoogleScholar handout.
 - You can then convert from “picture to text” within OneNote to obtain usable text.
 - If you click on “Find it in a Library” it will connect you to WorldCat (below) which will show you whether the book is in a library near you, provide a suggested citation, etc.
- **WorldCat** (www.worldcat.org).
 - This doesn’t contain the full-text, but only “catalog” information about books.
 - Worldcat will show you books that Liberty owns (set the zip code to 24502) and doesn’t own.
 - Once you see a book that seems particularly helpful, see what Library of Congress subject heading was assigned to it. Click on that subject heading to find more similar books on that topic.

- Note that subject headings can change over time so older books might have slightly different subject headings (“computers” used to be under “electronic data processing”).
- **Jerry Falwell Library Catalog** (<https://lucas.liberty.edu>)
 - This restricts your search to just what is in our catalog.
 - You can even limit by electronic books only or items newer than a certain date.
- **Summon – Search Anything (you can search all books, print books, or just ebooks)**
- **Reference Universe** database.
 - Check here to see if there are essays or entries written on your topic in reference books or multi-author works. So if there was an essay on “alcoholism” in an *Encyclopedia of Counseling* you would not find this source by checking the book catalog.
 - For instance, an *Encyclopedia of the Civil War* might have entries on Robert E. Lee, the Battle of Gettysburg, the Confederacy, etc. but these would not be found by searching in a catalog. The entire encyclopedia might have only one subject entry under “U. S. – History – Civil War – 1861-1865.”
 - You will often need to use broader subject or keywords and then find an individual article. For instance, there is not likely to be an “Encyclopedia of the Diet of Augsburg” but you may find articles about this topic in encyclopedias on the Reformation, Luther, Lutheranism, or church history.
 - Essays are also often listed in WorldCat. For instance, try: Wheeler, Bert. "Economics." In *Opening the American Mind*, 135-151. Grand Rapids, MI: Baker Book House, 1991.
- We have historical collections like **Early English Books Online** or the **Evans Collection**
- We have specialized ebook collections like **Oxford Religion** or **PsycBooks**. See Subject Research Guides.

Test Instruments

- There are two major categories of measures, instruments, or tests – those that are commercially available and researcher developed instruments that can be used for free (sometimes with stipulations).
- It is important that you know the psychometric properties for an instrument. There are some surveys on the web that have not been properly quantified.
 - Reliability is how consistently a test measures what it attempts to measure.
 - Validity is how well an instrument measures what it claims to measure, and whether the measured “quality” is meaningful.
- You can often find:
 - The actual survey instrument itself (all of the questions, means of administration, population to be tested – adults, teens, children, etc. scoring method, etc.). For commercially available tests, these are often not available free online.
 - For commercially available tests, a publisher’s web site offering to sell the instrument. (Some free instruments also have websites.)
 - Reviews of the instrument and a description of how it was developed and the validity and reliability tested (these are often in **Mental Measurements Yearbook**). Another database that contains journal articles reviewing test instruments is **Health and Psychosocial Instruments (HAPI)**. It is an Ebsco database listed under databases that begin with the letter “H.”
 - Scholarly journal articles describing how the particular instrument was developed or used in actual research.
 - A good place to look for free researcher-developed instruments is in Google Scholar. Instruments often rank high in the citation rankings since everyone who uses the instrument cites the article about how it was developed.
 - For counseling and psychology topics, you can see which Tests and Measures were used in **PsycInfo**.

Dissertations and Theses

- See the Dissertations & Theses page under the Research Tab at www.liberty.edu/library.
- Search for full-text dissertations in **ProQuest Digital Dissertations and Theses** and the **Networked Digital Library of Theses and Dissertations**. The **Theological Research Network (TREN)** is an additional source for Biblical and religious theses and dissertations.

- We formerly used Dissertation Abstracts but the above resources include the full-text (and not just abstracts) of dissertations.
- Dissertations often contain relevant bibliographies and show you research that has already been done and where the “gap in the literature” exists thus showing that additional research is needed.
- You can search the full text of dissertations to find test instruments in the appendices, etc.

Research Methods

See **Sage Research Methods** for reference materials about your chosen methodology.

Reading a Bibliography

- Learn to distinguish between various formats. Is this a book (includes city and publisher name), a journal article (usually volume and issue number and inclusive pages), a dissertation, an essay (a chapter in a book), a website, a conference paper or some other form of “grey literature?”
- Look for articles by title in Google Scholar. Be sure to set your preferences to Liberty University. You should be seeing “Get it @ LU” for journal articles.
- If no results, try Journal Finder to see if we have a particular title in full-text in our subscription databases or in print.
- For books, try WorldCat or Google Books. Articles are found in journals that are indexed in databases.
- For other materials, try a Google Search. It may be available in open access.

Web Searching

- Some topics lend themselves to domain specific (site:.edu or site:.gov) searches
- “Deep web” vs. search engine searching. Many sources are not on fixed websites, but are available upon request from specialized websites. I call this “deep web” searching. For instance, you can’t tell by a Google search which books by Charles Swindoll Liberty has in its library. There is not a web page with this information that could be discovered with a search engine. But if you go to the JFL Catalog and run a search for that term, it will display this result.
- Other topics would benefit from site specific searches (site:liberty.edu or site:desiringgod.org, etc.)
- Google the term “Google cheat sheet” to find some specific features that allow you to become a Google “power user” - understand how Google indexes to increase your searching skills
- Evaluating web information – Google “CRAAP” to see some criteria for evaluating websites

Saving Your Results

- **Ebsco account** – you can save items in a persistent folder. (If you don’t create an account and log in, if you add an item to a folder that is only a “temporary” folder and will disappear when you log off.) Within your Ebsco account, you can also create search alerts for your topic to send you emails when new articles are published.
- **ProQuest account (ProQuest My Research Account)**
- **WorldCat account** – you can create lists and generate automatically formatted bibliographies.
- **EndNote** – Liberty provides this citation manager free. There is a bit of a learning curve to use it, and it doesn’t fix “dirty data.” You have to understand formatting and correct the root entry for the source rather than just editing the citation in Word because EndNote will revert to the root entry when extra sources are added. You CAN’T search our Liberty subscription databases from within EndNote because of EZProxy authentication problems. You should search the databases and then you can export results into EndNote.

Interlibrary Loan (and Liberty Document Delivery)

- First time users will need to create an ILLiad account.
- If you’re doing a comprehensive review of the literature, you shouldn’t only review materials Liberty owns.
- Liberty will scan and send articles from journals we have in print. We will also request PDF’s of articles from other libraries.

- For distance faculty and students, we will send you books from our collection. We won't borrow books from another library and send them to distant faculty or students. If you are near an academic library, you might check on "community borrower" privileges for a small annual fee.
- There is always a practical limit of time and finances to what you can collect – you have to stop at some point.

Search Alerts

- Is there a topic you wish to continue to be informed about? You can set up Ebsco and ProQuest Search Alerts, Journal Alerts (to be notified when a new issue of a journal is published), Google Scholar Alerts, Google Alerts, etc.

Other Helpful Resources

- Personal research consultations are available. There are liaison librarians for each discipline.
<http://www.liberty.edu/library/liaison-librarians/>
- If you would like to watch webinars on various library research topics, see www.liberty.edu/webinars.
- Don't forget that all research involving human subjects requires review by the Institutional Review Board
www.liberty.edu/irb.
- APA information – see www.apastyle.org – There is a Basics of APA tutorial that includes a sample paper, several charts about headings, etc. We have also subscribed to APA Style Central which includes the full text of the manual.
- A Turabian Citation Guide is available at
http://www.press.uchicago.edu/books/turabian/turabian_citationguide.html
- To have full access to our databases you need to be on Wireless or Secure access. If you are seeing "Guest" access on campus, disconnect and go to Liberty Wireless and go to connect.liberty.edu (no www.) and follow the instructions to register your device and it will migrate you to the Secure network.

Want to Publish Your Research?

Here are two databases that contain information on publishers where you can send your manuscript. Put these names in the library Search Anything box.

- **Cabell's Directory of Publishing Opportunities**
Cabell's directories (Education and Psychology) help professors, graduate students, and researchers publish their manuscripts in academic journals. The directories help you to determine which journals typically publish manuscripts similar to yours or could be the best fit for your manuscript. The index in each Directory helps you match the characteristics of your manuscript to the topic areas the journal emphasizes, acceptance rate, editorial process, and much more.
- **UlrichsWeb**
Provides comprehensive information on periodicals published throughout the world. Covers all subjects. Formerly Ulrich's Periodical Directory. (Try Cabell's first. Not all of the periodicals in Ulrich's are peer-reviewed or accept submissions.)

To Do an All Ebsco Database Search, Start With Ebsco Quick Search

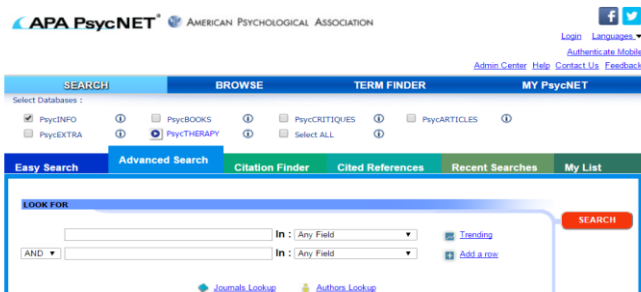
- Go to www.liberty.edu/library and then "Collections" and then "Databases." Choose "Ebsco Quick Search."
- Once in to Ebsco, choose Databases and **select them all** and click on OK.
- **Boolean logic** means using ands/ors. For instance, marriage OR marital OR couples.
- **Truncation** means using an asterisk to say any word with that "root." (counsel* OR therap* OR psyc*) (teen* OR adolescen* or high school) (bully* OR bullies OR harass*)
- Remember, **less is more**. Instead of searching for the "effects of divorce on children" just search for divorce AND children. Instead of searching for attachment theory, try just the word attachment.
- Limit to "scholarly peer-reviewed" articles and by date if desired. I don't recommend limiting to full-text. If Ebsco doesn't have it in full-text, perhaps another of our databases do, or you can obtain the article by interlibrary loan.
- You will then need to **skim the results**. Not all articles will be applicable. Don't be afraid to skip irrelevant ones.
- Ebsco databases offer a suggested citation, but often you have to correct the capitalization of the title. Word helps with a "change case" function. For references in your bibliography, use the "hanging indent" command in Word.

Using Advanced Features of PsycInfo® for Graduate Research

Randy L. Miller – Graduate Research Librarian
Liberty University
RLMiller5@liberty.edu (434)592-3096

PsycINFO® is a database that provides abstracts and citations for the scholarly literature in the field of psychology and behavioral sciences. It contains over 4 million references of peer-reviewed literature from the early 1800s to the present.

We use APA's PsycNET® platform to access PsycInfo®. Go to www.liberty.edu/library and search for PsycInfo® in the Search Anything box.

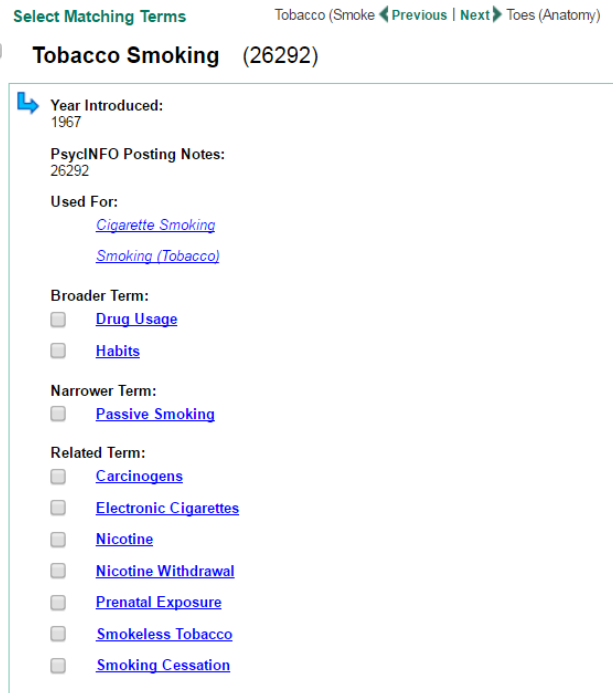


PsycNET includes other databases:

PsycEXTRA – gray literature, conference papers, white papers, reports, etc.
 PsycBOOKS – books (both single author and multi-author) published by the authoritative American Psychological Association
 PsycTHERAPY – videos about counseling techniques and showing counseling sessions
 PsycCRITIQUES – critical book and film review
 PsycARTICLES – Full-text for articles from the journals of the American Psychological Association. (All PsycARTICLES are indexed in PsycInfo, but PsycInfo also includes articles from other publishers.)

Use **MY PsycNET** to create a personal account where you can save searches and create **SEARCH ALERTS** to notify you when future research on your topic is published.

Use **TERM FINDER** to find the standardized subject headings from the *Thesaurus of Psychological Index Terms* used by PsycInfo®. For instance, I entered the term “smoking” and here are subject terms to search:



DATABASE SEARCH STRATEGIES

LOOK FOR

forgiv* OR conflict resolution In : Any Field
 AND marriage OR marital OR couple In : Any Field

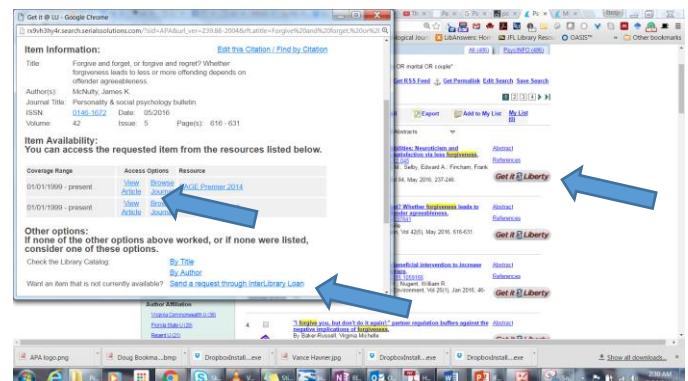
Boolean searching (ANDS/ORS)

Truncation: forgiv* will return results on forgive, forgives, forgiving, forgiveness, etc.

Less is more: Don't look for unnecessary words like the “effects” or “results” of forgiveness.

DON'T EVER PAY FOR ARTICLES

They will either be in full-text within PsycInfo OR in another of our databases OR can be ordered for free from another library (using the link provided that fills out the order form) for free from another library.



If PDF Full Text is not shown, click on “Get it @ Liberty.” You can then either “View Article” or if not available, click on “Send a Request through Interlibrary Loan.”

ADVANCED LIMITERS HELPFUL FOR GRADUATE RESEARCH

As you do a review of the literature on a topic, you will want to find the primary authors in that field. If you are employing a particular methodology, you may wish to limit your search to studies employing that methodology.

Author

[Worthington Jr., Everett L. \(122\)](#)
[Enright, Robert D. \(120\)](#)
[Davis, Don E. \(48\)](#)
[Hook, Joshua N. \(47\)](#)
[Fincham, Frank D. \(46\)](#)
[McCullough, Michael E. \(44\)](#)
[Fitzgibbons, Richard P. \(39\)](#)
[Mullet, Etienne \(39\)](#)
[Van Tongeren, Daryl R. \(39\)](#)
[Sandage, Steven J. \(35\)](#)
[Wade, Nathaniel G. \(30\)](#)

Author

Who are the primary or seminal authors writing on your topic?

Author Affiliation

[Virginia Commonwealth U \(156\)](#)
[Regent U \(69\)](#)
[U Wisconsin \(69\)](#)
[U California \(58\)](#)
[Florida State U \(53\)](#)
[U North Texas \(49\)](#)
[Georgia State U \(48\)](#)
[Hope Coll \(45\)](#)
[U Tennessee \(45\)](#)
[U Wisconsin-Madison \(44\)](#)
[Iowa State U \(41\)](#)

Author Affiliation

Which institutions are these authors affiliated with?

Publication Type

[Journal \(2,229\)](#)
[Peer Reviewed Journal \(2,181\)](#)
[Book \(676\)](#)
[Dissertation Abstract \(633\)](#)
[Edited Book \(464\)](#)
[Authored Book \(205\)](#)
[Electronic Collection \(53\)](#)
[Peer-Reviewed Status-Unknown \(48\)](#)
[First Posting \(20\)](#)

Publication Type

You can limit to only scholarly, peer-review journals if you wish. If you find a dissertation abstract you are interested in, look up the title in ProQuest Digital Dissertations and Theses for the full text.

Source

[Journal of Psychology and Christianity \(86\)](#)
[Personality and Individual Differences \(65\)](#)
[Journal of Psychology and Theology \(56\)](#)
[PsycCRITIQUES \(53\)](#)
[Peace and Conflict: Journal of Peace Psychology \(36\)](#)
[Journal of Social and Clinical Psychology \(31\)](#)
[Pastoral Psychology \(31\)](#)
[Behavioral and Brain Sciences \(29\)](#)
[Personality and Social Psychology Bulletin \(29\)](#)
[Counseling and Values \(28\)](#)
[Journal of Personality and Social Psychology \(28\)](#)

Source

Which journals are publishing in this field? (When you wish to publish your own scholarly article on this topic, these are titles to consider.)

In MyPsycNET, you can also sign up for Journal Alerts to send you the tables of contents for journals you are following.

Methodology

[Empirical Study \(1,906\)](#)
[Quantitative Study \(1,359\)](#)
[Qualitative Study \(224\)](#)
[Interview \(147\)](#)
[Longitudinal Study \(79\)](#)
[Literature Review \(78\)](#)
[Clinical Case Study \(32\)](#)
[Mathematical Model \(28\)](#)
[Followup Study \(25\)](#)
[Meta Analysis \(19\)](#)
[Nonclinical Case Study \(18\)](#)

Methodology

What methodology was employed in this study? You can limit to qualitative or quantitative studies OR just look for literature reviews or meta-analyses. **Tip:** Consider the *Sage Research Methods* database for studying specific methodologies.

Tests and Measures

[Transgression-Related Interpersonal Motivations Inventory \(106\)](#)
[Heartland Forgiveness Scale \(89\)](#)
[Enright Forgiveness Inventory \(87\)](#)
[Forgiveness Scale \(56\)](#)
[Satisfaction With Life Scale \(46\)](#)
[Tendency to Forgive Scale \(36\)](#)
[Beck Depression Inventory \(33\)](#)
[Center for Epidemiologic Studies Depression Scale \(33\)](#)
[Trait Forgiveness Scale \(33\)](#)
[Rosenberg Self-Esteem Scale \(30\)](#)
[Interpersonal Reactivity Index \(29\)](#)

Tests and Measures

What instrument (test or measure) was used in this study? You will need to use a reliable and valid instrument for your own research. *Mental Measurements Yearbook* reviews tests that are commercially available. Others are researcher-developed and may be used with permission.

Age Group

[Adulthood \(18 yrs & older\) \(1,651\)](#)
[Young Adulthood \(18-29 yrs\) \(554\)](#)
[Middle Age \(40-64 yrs\) \(476\)](#)
[Thirties \(30-39 yrs\) \(470\)](#)
[Aged \(65 yrs & older\) \(287\)](#)
[6 more...](#)

Miscellaneous limiters

You can also limit by Year of Publication of the research, Age Group of the Population, and by Population Group (Human, Male, Female, Animal subjects, etc.)

Population Group

[Human \(3,462\)](#)
[Female \(1,385\)](#)
[Male \(1,313\)](#)
[Outpatient \(27\)](#)
[Animal \(17\)](#)
[1 more...](#)