



## HHS PUBLIC ACCESS

Author manuscript

Tetrahedron. Author manuscript; available in PMC 2016 September 02.

Published in final edited form as:

Tetrahedron. 2015 September 2; 71(35): 5734–5740. doi:10.1016/j.tet.2015.06.016.

## Phosphate Tether-Mediated Ring-Closing Metathesis for the Generation of Medium to Large, *P*-Stereogenic Bicyclo[n.3.1]phosphates

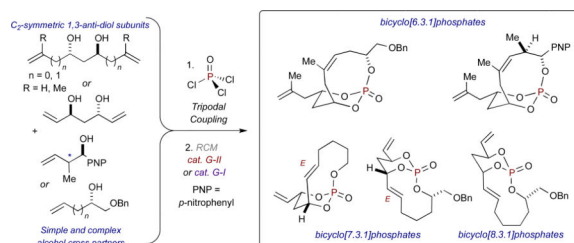
Soma Maitra, Jana L Markley, Rambabu Chegondi, and Paul R. Hanson\*

Department of Chemistry, University of Kansas, 1251 Wescoe Hall Drive, Lawrence, KS 66045-7582

### Abstract

A phosphate tether-mediated ring-closing metathesis study towards the synthesis of *P*-stereogenic bicyclo[6.3.1]-, bicyclo[7.3.1]-, and bicyclo[8.3.1]phosphates is reported. This study demonstrates expanded utility of phosphate tether-mediated desymmetrization of  $C_2$ -symmetric, 1,3-*anti*-diol dienes in generating complex medium to large, *P*-stereogenic bicyclo[n.3.1]phosphates..

### Graphical Abstract



### Keywords

phosphate tether; tripodal coupling; *P*-stereogenic phosphate; ring-closing metathesis; bicyclic phosphate triester; desymmetrization

## 1. Introduction

The development of new methods that allow for the construction of medium and large ring systems is a major challenge in modern organic synthesis. In particular, transformations that generate these rings via the stereoselective formation of new C–C double bonds are fundamentally important in the synthesis of materials, natural products, and biologically

\*phanson@ku.edu.

**Publisher's Disclaimer:** This is a PDF file of an unedited manuscript that has been accepted for publication. As a service to our customers we are providing this early version of the manuscript. The manuscript will undergo copyediting, typesetting, and review of the resulting proof before it is published in its final citable form. Please note that during the production process errors may be discovered which could affect the content, and all legal disclaimers that apply to the journal pertain.

Supplementary Data

For full characterization, as well as spectral information, of all new compounds, see the provided supporting information.

active small molecules.<sup>1,2</sup> In this regard, olefin metathesis,<sup>3</sup> in combination with temporary tether strategies (i.e. silicon,<sup>4,5,6</sup> ketal,<sup>7</sup> carboxylate,<sup>8</sup> etc.), has provided an elegant solution to the coupling of complex tether-partners, under mild reaction conditions, to provide small, medium, and large rings. Over the past decade, our group has utilized phosphate triesters as temporary tethers to desymmetrize a number of 1,3-*anti*-diol-containing dienes via ring-closing metathesis (RCM).<sup>9</sup> Focused on the chemistry of the bicyclo[4.3.1]phosphate,<sup>10</sup> this method served as the cornerstone in the synthesis en route to several natural products, including dolabelide C,<sup>11</sup> salicylhalimide A (formal synthesis),<sup>12</sup> (-)-tetrahydrolipstatin,<sup>13</sup> (+)-strictifolione,<sup>14</sup> and lyngbouillose.<sup>15</sup> In 2013, we reported<sup>16</sup> a detailed study of the effects of ring size and stereochemical complexity in the phosphate tether-mediated desymmetrization of C<sub>2</sub>-symmetric 1,3-*anti* diol dienes<sup>17</sup> via RCM reaction to form *P*-stereogenic<sup>18, 19</sup> bicyclo[4.3.1]-, bicyclo[5.3.1]-,<sup>20</sup> and bicyclo[7.3.1]phosphates<sup>21</sup> (Figure 1). Herein, we wish to report the continuation of our investigation of phosphate tether-mediated RCM studies leading to medium (9-membered) and large (10- and 11-membered) ring systems—specifically bicyclo[6.3.1]-,<sup>22</sup> bicyclo[7.3.1]-, and bicyclo[8.3.1]phosphates.<sup>23</sup> In combination with the previous work, this report highlights the potential of phosphate triesters to couple both simple and complex olefin-containing alcohols to provide structurally interesting bicyclic phosphate intermediates with potential synthetic and biological utility (Figure 1).

## 2. Results and Discussion

In 2013, we investigated the effect of ring-size, olefin substitution and the stereochemistry of coupling partners (tether-partners) upon the outcome of the phosphate tether-mediated RCM reactions. The purpose of the current study described herein is to further expand the scope of the substrates and to demonstrate the utility of phosphate tethers in the generation of complex medium to large ring systems. While the formation of small rings via RCM is usually facile, the synthesis of larger ring systems is significantly more challenging due to competitive oligomerization reactions, as well as the lack of stereoselectivity for the newly formed C–C double bond. In this regard, temporary tether strategies, coupled with high dilution to prevent undesired intermolecular reactions, can be efficiently utilized to address these issues in the synthesis of larger ring systems—provided the behavior of the tether is fully understood within the context of each ring system.

### 2.1 Synthesis of *P*-stereogenic bicyclo[6.3.1]phosphates

Investigations commenced with the study of RCM reactions to form bicyclo[6.3.1]phosphates, which requires the generation of a 9-membered ring. Trienes **1.1** and **1.2** were derived from the coupling of alcohol (*S*)-**1.3** with monochlorophosphates (*S,S*)-**1.4** and (*R,R*)-**1.5**, respectively. Upon treatment with Grubbs second generation catalyst [**G-II**, (ImesH<sub>2</sub>)(PCy<sub>3</sub>)(Cl)<sub>2</sub>Ru=CHPh]<sup>24</sup> in refluxing dichloromethane (CH<sub>2</sub>Cl<sub>2</sub>) both bicyclo[6.3.1]phosphates *cis*-**1.6** and *trans*-**1.7**<sup>25</sup> were formed in good yields (Scheme 1). These examples suggest that—like in the formation of bicyclo[5.3.1]phosphates (8-membered ring formation)—stereochemistry at the C3-position of the tether-partner (ring numbering, Figure 1) does not affect the efficiency of the phosphate tether-mediated RCM reaction to bicyclo[6.3.1]phosphates.<sup>26</sup>

To further probe substrate scope of the 9-membered ring formation, we extended the method to include tether-partners with greater stereochemical complexity. Thus, methyl-substituted homologated monochlorophosphate (*S,S*)-**2.1** was coupled with homoallyl alcohol (*R*)-**2.2** to generate triene **2.3** (Scheme 2). Upon treatment with **G-II** (3 mol %, single addition), RCM successfully provided bicyclo[6.3.1]phosphate *cis*-**2.4** in modest yield with exclusive *Z*-selectivity. In addition, the effect of the allylic methyl substituent in the corresponding alcohol tether-partner on the success of RCM was studied. For this purpose, methyl-substituted homologated monochlorophosphate (*S,S*)-**2.1** was coupled with *anti*- and *syn*-crotylated alcohols **2.5** and **2.6** to generate trienes **2.7** and **2.8**, respectively.

When subjected to the **G-II** catalyst (3 mol % in one portion), triene **2.7** underwent RCM to provide the corresponding product *cis,anti*-**2.9**<sup>27</sup> (62% yield); however, the bicyclo[6.3.1]phosphate (*cis,syn*-**2.10**) resulting from the RCM of triene **2.8** was not observed. It should be noted that this reactivity was unexpected, as the RCM reactions of homologous systems (with identical crotylated alcohol tether partners) to form bicyclo[5.3.1]phosphates provided selective *cis,syn*-product formation (**2.11** in Figure 3); the corresponding *cis,anti*-product (**2.12**) was not observed.

To rationalize this seeming “flip” in reactivity, we developed plausible structures for high-energy Ru-metallocyclobutane intermediates based upon X-ray crystallographic analysis of the observed products *cis*-**2.4** and *cis,anti*-**2.9** (Figures 2 and 3).<sup>28,29</sup> As shown in the second depiction of the X-ray structures in Figure 2, the conformation of bicyclo[6.3.1]phosphates *cis*-**2.4** and *cis,anti*-**2.9** is such that the Ru-metallocyclobutane would presumably form on the more sterically accessible *endo*-face of the forming olefin. While unfavorable 1,3-steric interactions are present in both proposed intermediates (*cis*-**2.4** and *cis,anti*-**2.9**), the successful formation of products implies that this interaction is not insurmountable, though longer reaction times were required to generate product.

Taken collectively, these results—in combination with observations gathered from the studies involving the formation of bicyclo[5.3.1]phosphates—have led to the proposed mechanistic rationale shown in Figure 3. In the case of bicyclo[5.3.1]phosphate formation, the concave nature of the bicyclic phosphate would suggest that Ru-metallocyclobutane formation is only energetically feasible when the Ru-metallocycle forms on the *exo*-face of the bicyclic phosphate (e.g. successful formation of *cis,anti*-**2.11** via high energy intermediate *cis,anti*-**2.11a**, Figure 3) Based upon this assumption, bicyclic phosphate formation is impeded in *cis,anti*-**2.12** where an unfavorable 1,2-steric interaction is present (e.g. *cis,anti*-**2.12a**), as well as in *cis*-**2.13** where an unfavorable 1,3-steric interaction is present (e.g. *cis*-**2.13a**) between the *exo*-intermediate Ru-metallocyclobutane and substituents on the olefinic tether-partner. Likewise, in the case of *cis,syn*-**2.10**, an unfavorable 1,2-steric interaction is present (e.g. *cis,syn*-**2.10a**) between the *endo*-Ru-metallocyclobutane and the C4-methyl substituent of the olefinic tether-partner, preventing the formation of product. However, subtle differences in the ring dynamics of the 9-membered ring (i.e. bicyclo[6.3.1]phosphate) versus the 8-membered ring (i.e. bicyclo[5.3.1]phosphate) may be responsible for the successful formation of *cis,anti*-**2.9** (via *cis,anti*-**2.9a**), even in the presence of an unfavorable 1,3-steric interaction between the *exo*-

methyl substituent on the Ru-metallocyclobutane and the C4-methyl substituent of the alcohol tether-partner.

## 2.2 Synthesis of *P*-stereogenic bicyclo[7.3.1]phosphates

Studies next focused on the formation of bicyclo[7.3.1]phosphates via an RCM reaction to provide a 10-membered ring. While *Z*-selectivity for resultant olefin formation in RCM reactions to provide 9-membered rings is high, extension to 10-membered ring formation often leads to the opposite selectivity (*E*-olefin formation).<sup>30</sup> However, in monocyclic silicon tether systems, reported *Z*-selectivity was high, even in 10- and 11-membered ring formation.<sup>5,6</sup> As such, it was unclear what selectivity would be observed in the context of bicyclo[7.3.1]phosphate generation prior to experimental confirmation. In 2013, we reported the synthesis of two, diastereomeric bicyclo[7.3.1]phosphate intermediates en route to a proposed synthesis of dictyostatin, which provided the *E*-configured products in good yield and high selectivity (dr > 20:1) [see Figure 1]. Thus, it was expected that other bicyclo[7.3.1]phosphates would have similar stereoselectivities.

To confirm this, trienes (*S,S,S*)-**3.1** and (*R,R,S*)-**3.2** were synthesized via the coupling of chiral, non-racemic alcohol (*S*)-**3.3** with monochlorophosphates (*S,S*)-**1.4** and (*R,R*)-**1.5** (Scheme 3). In the case of (*S,S,S*)-**3.1**, subsequent RCM afforded the corresponding product *cis*-**3.4** as a single diastereomer (*E*-configured olefin) in good yield. However, attempts at RCM with diastereomeric (*R,R,S*)-**3.5**—even under forcing conditions (12 mol % **G-II** catalyst, refluxing toluene, 24 h)—were unsuccessful. This result was interesting, as stereochemistry in the side-chain of the olefin tether-partner (excluding the C3-position) did not inhibit RCM in the previous examples of bicyclo[7.3.1]phosphates en route to dictyostatin (see bicyclo[7.3.1]phosphates in Figure 1). Thus, we postulate that the stereochemistry at C3 of the olefin tether-partner is most influential in the success of the RCM reaction for 10-membered ring formation.

To confirm the effect of C3-stereochemistry of the olefin tether-partner on the RCM reaction for bicyclo[7.3.1]phosphate formation, triene (*R,R*)-**4.1** was synthesized via an analogous coupling of 5-hexen-1-ol with monochlorophosphates (*R,R*)-**1.5** (Scheme 4). Initial studies with the **G-II** catalyst provided only dimer formation even at high dilution (1 mM) within very short reaction times (30–45 minutes). Gratifyingly, treatment of triene (*R,R*)-**4.1** with the **G-I** catalyst (added in 1 mol % portions over 6 h) in refluxing dichloromethane provided the desired product **4.2** in moderate yield (74% yield brsm). This stark difference in reactivity implicates that C3-stereochemistry is a crucial factor in the successful formation of bicyclo[7.3.1]phosphates, presumably by long-range stereochemical induction.

This reasoning was further bolstered by X-ray crystallographic analysis of *cis*-**3.4**, where a 1,5-interaction was observed between the C–H substituent of the formed, endocyclic double bond and the C–H bond at the C3-position of the tether-partner (Scheme 4). While previous mechanistic arguments for the RCM reaction involved the interaction of the intermittent ruthenium metallocyclobutane with another substituent on the ring (*vide infra*, see Figure 3), the analogous argument for larger ring systems may be too simplistic, given the complexity of large ring dynamics, as well as the stereochemistry of the forming double bond. However,

based solely on the conformations of the product, a pronounced 1,5-steric interaction between the substituents on the endocyclic olefin and the C3-position of the olefin tether-partner could be responsible for the observed reactivity. When the C3-substituent of the olefinic tether-partner is hydrogen, the reaction proceeds—presumably because this 1,5-interaction is minimized when both interacting groups are hydrogen; however, when the substituent is larger than hydrogen, this unfavorable 1,5-interaction is large enough to prevent the reaction from proceeding.

### 2.3 Synthesis of *P*-stereogenic bicyclo[8.3.1]phosphates

Studies were extended to include RCM of 11-membered rings to generate bicyclo[8.3.1]phosphates. In a similar fashion, diastereomeric trienes **5.1** and **5.2** were formed via the coupling of alcohol **5.3** with monochlorophosphates (*S,S*)-**1.4** and (*R,R*)-**1.5**. While RCM of (*S,S,S*)-**5.1** proceeded smoothly in the presence of the **G-II** (69% yield) catalyst to provide bicyclo[8.3.1]phosphate **5.4**, the corresponding RCM of (*R,R,S*)-**5.2** did not provide the desired product. Though the source of this observed reactivity is still under investigation, the complex ring dynamics of these larger ring systems within the context of the bicyclic phosphate framework may be responsible for stark differences in reactivity with respect to stereochemistry at the C3-position of the alcohol tether-partner.

## 3. Conclusion

In summary, a number of simple and complex *P*-stereogenic bicyclo[n.3.1]phosphates have been generated via phosphate tether-mediated desymmetrization of  $C_2$ -symmetric 1,3-*anti* diol dienes via RCM. This work augments previous reports in highlighting the ability of phosphate tethers to mediate the coupling of simple and complex olefin tether-partners with a variety of  $C_2$ -symmetric diene-diol substrates. In addition, a mechanistic rationale for the observed reactivity based upon proposed Ru-metallocyclobutane intermediate structures was developed, which may aid in predicting successful outcomes for complex couplings of similar substrates for natural product synthesis. Further investigation of the importance of the bicyclic framework, as well as complexity of ring dynamics due to ring size, on the success of RCM facilitated by phosphate tethers is in progress and will be reported in due course.

## 4. Experimental Section

### 4.1 General

All reactions were carried out in oven- or flame-dried glassware under argon atmosphere using standard gas-tight syringes, cannulae, and septa. Stirring was achieved with oven-dried magnetic stir bars. Et<sub>2</sub>O, THF and CH<sub>2</sub>Cl<sub>2</sub> were purified by passage through a purification system (Solv-Tek) employing activated Al<sub>2</sub>O<sub>3</sub> (Grubbs, R. H.; Rosen, R. K.; Timmers, F. J. *Organometallics* **1996**, *15*, 1518–1520). Et<sub>3</sub>N was purified by passage over basic alumina and stored over KOH. Butyllithium was purchased from Aldrich and titrated prior to use. All olefin metathesis catalysts were acquired from Materia and used without further purification. Flash column chromatography was performed with Sorbent Technologies (30930M-25, Silica Gel 60A, 40-63 m) and thin layer chromatography was

performed on silica gel 60F<sub>254</sub> plates (EM-5717, Merck). Deuterated solvents were purchased from Cambridge Isotope laboratories. <sup>1</sup>H and <sup>13</sup>C NMR spectra were recorded in CDCl<sub>3</sub> (unless otherwise mentioned) on a Bruker DRX-500 spectrometer operating at 500 MHz, and 125 MHz, respectively and calibrated to the solvent peak. <sup>31</sup>P NMR spectra was recorded on Bruker DRX-400 spectrometer operating at 162 MHz. High-resolution mass spectrometry (HRMS) was recorded on a LCT Premier Spectrometer (Micromass UK Limited) operating on ESI (MeOH). Observed rotations at 589 nm, were measured using AUTOPOL IV Model automatic polarimeter. IR was recorded on Shimadzu FTIR-8400S instrument.

#### 4.2 General procedure for preparation of monocyclic phosphate triesters

To a solution of alcohol (1.1 mmol) in THF (2.9 mL), at -40 °C under argon, was added *n*-BuLi (2.5 M, 1.0 mmol), dropwise. The mixture was allowed to stir for 5 minutes, at which point a solution of phosphate monochloride (1.5 mmol) in THF (1 mL) was slowly cannulated to the reaction vessel. The mixture was stirred at -40 °C for 2 hours (monitored by TLC) and was quenched with 3 mL of aqueous NH<sub>4</sub>Cl (sat.). The biphasic solution was separated, and the aqueous layer was extracted EtOAc (3 × 5 mL). The combined organic layers were washed with brine, dried (Na<sub>2</sub>SO<sub>4</sub>), and concentrated under reduced pressure. Purification via flash chromatography (Hexanes:EtOAc eluent) provided triene-containing monocyclic phosphate triester product.

#### 4.3 General procedure for ring-closing metathesis reactions to bicyclo[6.3.1]phosphates

To a flask containing monocyclic phosphate triester (1 mmol) in CH<sub>2</sub>Cl<sub>2</sub> (dry, degassed, 0.007 M), equipped with an argon inlet and reflux condenser, was added (ImesH<sub>2</sub>)(PCy<sub>3</sub>)(Cl)<sub>2</sub>Ru=CHPh (**G-II**) (3 mol %),<sup>24</sup> and the reaction mixture was heated to reflux. Upon completion (monitored by TLC), the reaction was cooled to room temperature and concentrated under reduced pressure. Purification via flash chromatography (Hexanes:EtOAc eluent) provided bicyclo[6.3.1]phosphate.

#### 4.4 General procedure for ring-closing metathesis reactions to bicyclo[7.3.1]- and bicyclo[8.3.1]phosphates

To a flask containing monocyclic phosphate triester (1 mmol) in CH<sub>2</sub>Cl<sub>2</sub> (dry, degassed, 0.001 M), equipped with an argon inlet and reflux condenser, was added *p*-benzoquinone (10 mol %). Then, G-I or G-II catalyst [see reaction schemes, *vide supra*] was added to the reaction [portion-wise over the allotted reaction time], and the reaction mixture was heated to reflux. Upon completion (monitored by TLC), the reaction was cooled to room temperature and concentrated under reduced pressure. Purification via flash chromatography (Hexanes:EtOAc eluent) provided the corresponding bicyclic phosphate.

#### 4.5 Characteristic of new compounds

**4.5.1 (4S,6S)-2-(((S)-1-(benzyloxy)hex-5-en-2-yl)oxy)-4,6-divinyl-1,3,2-dioxaphosphinane 2-oxide (1.1)**—Yield: 60%. FTIR (neat): 2917, 2359, 1641, 1454, 1281, 1119, 991, 926, 750, 698, 667 cm<sup>-1</sup>; [α]<sub>D</sub> = +48.94 (*c* = 0.66, CHCl<sub>3</sub>); <sup>1</sup>H NMR (500 MHz, CDCl<sub>3</sub>) δ 7.31–7.21 (m, 5H, aromatic), 6.01 (dddd, *J* = 17.0, 10.7, 6.2, 0.8 Hz, 1H,

$\text{H}_2\text{C}=\text{CHCHO}(\text{P})\text{CH}_2$ ), 5.82–5.70 (m, 2H,  $\text{H}_2\text{C}=\text{CHCHO}(\text{P})\text{CH}_2$ ,  $\text{H}_2\text{C}=\text{CHCH}_2\text{CH}_2$ ), 5.33–5.30 (m, 1H,  $\text{H}_2\text{C}=\text{CHCHO}(\text{P})\text{CH}_2$ ), 5.29–5.27 (m, 1H,  $\text{H}_2\text{C}=\text{CHCHO}(\text{P})\text{CH}_2$ ), 5.22 (dt,  $J = 10.6, 1.2$  Hz, 1H,  $\text{H}_2\text{C}=\text{CHCHO}(\text{P})\text{CH}_2$ ), 5.17 (dt,  $J = 10.6, 1.2$  Hz, 1H,  $\text{H}_2\text{C}=\text{CHCHO}(\text{P})\text{CH}_2$ ), 5.01–4.89 (m, 4H,  $\text{H}_2\text{C}=\text{CHCH}_2\text{CH}_2$ ,  $\text{H}_2\text{C}=\text{CHCHO}(\text{P})\text{CH}_2$ ), 4.60–4.54 (m, 1H,  $\text{CHO}(\text{P})\text{CH}_2\text{OBn}$ ), 4.52 (d,  $J = 12.0$  Hz, 1H,  $\text{OCH}_2\text{Ph}$ ), 4.45 (d,  $J = 12.0$  Hz, 1H,  $\text{OCH}_2\text{Ph}$ ), 3.56 (ddd,  $J = 10.7, 3.9, 1.3$  Hz, 1H,  $\text{CHO}(\text{P})\text{CH}_2\text{OBn}$ ), 3.52 (dd,  $J = 10.6, 5.6$  Hz, 1H,  $\text{CHO}(\text{P})\text{CH}_2\text{OBn}$ ), 2.18–2.07 (m, 2H,  $\text{H}_2\text{C}=\text{CHCH}_2\text{CH}_2$ ), 2.08–2.02 (m, 1H,  $\text{H}_2\text{C}=\text{CHCHO}(\text{P})\text{CH}_2\text{CHO}[\text{P}]$ ), 1.96 (dddd,  $J = 14.7, 5.6, 3.8, 1.8$  Hz, 1H,  $\text{H}_2\text{C}=\text{CHCHO}(\text{P})\text{CH}_2\text{CHO}[\text{P}]$ ), 1.86–1.76 (m, 1H,  $\text{CH}_2\text{CH}_2\text{CHO}[\text{P}]\text{CH}_2\text{OBn}$ ), 1.76–1.68 (m, 1H,  $\text{CH}_2\text{CH}_2\text{CHO}[\text{P}]\text{CH}_2\text{OBn}$ );  $^{13}\text{C}$  NMR (126 MHz,  $\text{CDCl}_3$ )  $\delta$  137.9, 137.5, 135.3 (d,  $J_{\text{CP}} = 5.9$  Hz), 135.2 (d,  $J_{\text{CP}} = 1.8$  Hz), 128.4 (2 C), 127.7 (2 C), 127.68, 117.9, 117.1, 115.2, 77.9 (d,  $J_{\text{CP}} = 6.7$  Hz), 77.6 (d,  $J_{\text{CP}} = 6.2$  Hz), 75.8 (d,  $J_{\text{CP}} = 6.2$  Hz), 73.2, 71.7 (d,  $J_{\text{CP}} = 4.1$  Hz), 35.3 (d,  $J_{\text{CP}} = 7.4$  Hz), 31.4 (d,  $J_{\text{CP}} = 5.0$  Hz), 29.2;  $^{31}\text{P}$  NMR (162 MHz,  $\text{CDCl}_3$ )  $\delta$  -7.9; HRMS calcd. for  $\text{C}_{20}\text{H}_{27}\text{O}_5\text{PNa}$  ( $\text{M}+\text{Na}$ ) $^+$  401.1494; found 401.1485 (TOF MS ES+).

**4.5.2 (1S,3S,8S,10S,Z)-3-((benzyloxy)methyl)-10-vinyl-2,11,12-trioxa-1-phosphabicyclo[6.3.1]dodec-6-ene 1-oxide (1.6)**—Yield: 60%. FTIR (neat): 2924, 2359, 1718, 1452, 1283, 1117, 1092, 989, 852, 565  $\text{cm}^{-1}$ ;  $[\alpha]_{\text{D}} = -5.03$  ( $c = 0.78$ ,  $\text{CHCl}_3$ );  $^1\text{H}$  NMR (500 MHz,  $\text{CDCl}_3$ )  $\delta$  7.31–7.20 (m, 5H, aromatic), 5.83–5.78 (m, 1H,  $\text{H}_2\text{C}=\text{HC}=\text{CHCHO}(\text{P})\text{CH}_2$ ), 5.78–5.72 (m, 1H,  $\text{H}_2\text{C}=\text{HC}=\text{CHCHO}(\text{P})\text{CH}_2$ ), 5.39–5.28 (m, 2H,  $\text{H}_2\text{C}=\text{CHCHO}[\text{P}]$ ,  $\text{HC}=\text{CHCHO}(\text{P})\text{CH}_2$ ), 5.20 (dt,  $J = 10.6, 1.2$  Hz, 1H,  $\text{H}_2\text{C}=\text{CHCHO}[\text{P}]$ ), 5.10 (d,  $J = 11.8$  Hz, 1H), 5.02 (ddd,  $J = 11.8, 5.5, 1.4$  Hz, 1H,  $\text{H}_2\text{C}=\text{CHCHO}(\text{P})\text{CH}_2$ ), 4.83–4.74 (m, 1H,  $\text{CHO}(\text{P})\text{CH}_2\text{OBn}$ ), 4.55 (d,  $J = 12.1$  Hz, 1H,  $\text{OCH}_2\text{Ph}$ ), 4.47 (d,  $J = 12.1$  Hz, 1H,  $\text{OCH}_2\text{Ph}$ ), 3.49 (dd,  $J = 10.4, 4.5$  Hz, 1H,  $\text{CHO}(\text{P})\text{CH}_2\text{OBn}$ ), 3.45 (dd,  $J = 10.4, 5.3$  Hz, 1H,  $\text{CHO}(\text{P})\text{CH}_2\text{OBn}$ ), 2.92–2.83 (m, 1H,  $\text{HC}=\text{CHCH}_2\text{CH}_2$ ), 2.19–2.13 (m, 1H,  $\text{H}_2\text{C}=\text{CHCHO}(\text{P})\text{CH}_2\text{CHO}[\text{P}]$ ), 2.13–2.07 (m, 1H,  $\text{HC}=\text{CHCH}_2\text{CH}_2$ ), 1.85–1.77 (m, 1H,  $\text{CH}_2\text{CH}_2\text{CHO}[\text{P}]\text{CH}_2\text{OBn}$ ), 1.76–1.65 (m, 2H,  $\text{HC}=\text{CHCHO}(\text{P})\text{CH}_2\text{CHO}[\text{P}]$ ,  $\text{CH}_2\text{CH}_2\text{CHO}[\text{P}]\text{CH}_2\text{OBn}$ );  $^{13}\text{C}$  NMR (126 MHz,  $\text{CDCl}_3$ )  $\delta$  138.0, 137.3, 135.2 (d,  $J_{\text{CP}} = 9.8$  Hz), 128.3 (2C), 127.7 (2C), 127.6, 124.2, 117.3 (d,  $J_{\text{CP}} = 1.4$  Hz), 79.7 (d,  $J_{\text{CP}} = 5.6$  Hz), 77.02 (d,  $J_{\text{CP}} = 7.7$  Hz), 76.8 (d,  $J_{\text{CP}} = 6.5$  Hz), 73.2, 72.7 (d,  $J_{\text{CP}} = 4.7$  Hz), 37.4 (d,  $J_{\text{CP}} = 6.5$  Hz), 29.3 (d,  $J_{\text{CP}} = 2.3$  Hz), 25.4;  $^{31}\text{P}$  NMR (162 MHz,  $\text{CDCl}_3$ )  $\delta$  -8.4; HRMS calcd. for  $\text{C}_{18}\text{H}_{23}\text{O}_5\text{PNa}$  ( $\text{M}+\text{Na}$ ) $^+$  373.1181; found 373.1161 (TOF MS ES+).

## Supplementary Material

Refer to Web version on PubMed Central for supplementary material.

## Acknowledgements

This investigation was generously supported by funds provided by the National Institute of General Medical Sciences (NIH RO1 GM077309-7). The authors thank Justin Douglas and Sarah Neuenswander in the University of Kansas NMR Laboratory and Dr. Todd Williams for HRMS analysis. Support for the NMR instrumentation was provided by NSF Grant #9512331, #9977422, #0320648 and NIH Center Grant #P20 GM103418, #S10RR024664 and #S10 OD016360. We kindly acknowledge Dr. Victor Day of the Molecular Structure Group (MSG) at the University of Kansas for X-ray analysis (NSF-MRI grant CHE-0923449). The authors thank the University of

Kansas and the State of Kansas for support of our program. The authors also thank Materia, Inc. for supplying metathesis catalyst.

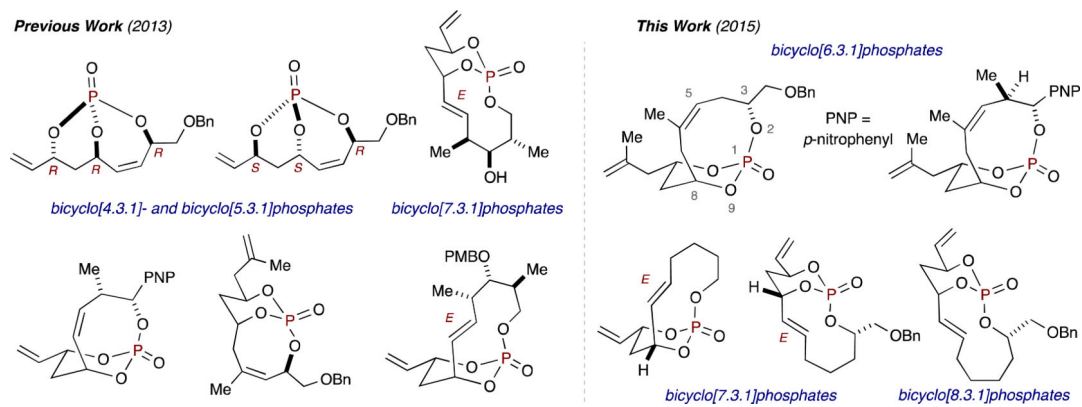
## References

1. For an excellent secondary source/collection of reviews, see: Cossy J, Areniyadis S, Meyer C. *Metathesis in Natural Product Synthesis: Strategies, Substrates and Catalysts*. 2010 Wiley-VCH, Weinheim Germany
2. For an exceptional collection of reviews on current advances in olefin metathesis, see: Grubbs RH, O'Leary DJ. *Handbook of Metathesis* (2nd ed.). 2015; 2 Wiley-VCH: Weinheim Germany
3. Monfette, S.; Fogg, D. *Green Metathesis Chemistry*. Dragutan, V.; Demonceau, A.; Dragutan, I.; Finkelshtein, E., editors. Springer; Netherlands: 2010. p. 129-156.
4. a Evans, PA. Temporary Silicon-Tethered Ring-Closing Metathesis Reactions in Natural Product Synthesis. In: Cossy, J.; Areniyadis, S.; Meyer, C., editors. *Metathesis in Natural Product Synthesis*. Wiley-VCH, Weinheim; Germany: 2010. p. 225-259. b Cusak A. *Chem. Eur. J.* 2012; 18:5800–5824. [PubMed: 22492395]
5. Hoye TR, Promo MA. *Tetrahedron Lett.* 1999; 40:1429–1432.
6. a Evans PA, Cui J, Buffone GP. *Angew. Chem., Int. Ed.* 2003; 42:1734–1737. b Matsui R, Seto K, Fujita K, Suzuki T, Nakazaki A, Kobayashi S. *Angew. Chem., Int. Ed.* 2010; 49:10068–10073.
7. a Burke SD, Mueller N, Beaudry CM. *Org. Lett.* 1999; 1:1827–1829. [PubMed: 10836042] b Burke SD, Voight EA. *Org. Lett.* 2001; 3:237–240. [PubMed: 11430043] c Voight EA, Rein C, Burke SD. *J. Org. Chem.* 2002; 67:8489–8499. [PubMed: 12444630] d Van Hooft PAV, Leeuwenburgh MA, Overkleef HS, Van Der Marel GA, Van Boeckel CAA, Van Boom JH. *Lett.* 1998; 39:6061–6064. e Scholl M, Grubbs RH. *Tetrahedron Lett.* 1999; 40:1425–1428. f Ghosh SK, Hsung RP, Wang J. *Tetrahedron Lett.* 2004; 45:5505–5510. g Ghosh SK, Ko C, Liu J, Wang J, Hsung RP. *Tetrahedron.* 2006; 62:10485–10496.
8. Schmidt B, Kunz O. *Eur. J. Org. Chem.* 2012; 2012:1008–1018.
9. a Whitehead A, McReynolds MD, Moore JD, Hanson PR. *Org. Lett.* 2005; 7:3375–3378. [PubMed: 16018664] b Whitehead A, McParland JP, Hanson PR. *Org. Lett.* 2006; 8:5025–5028. [PubMed: 17048834] c Thomas CD, McParland JP, Hanson PR. *Eur. J. Org. Chem.* 2009:5487–5500.
10. The naming system used within this document is a short-hand description designed to aid the reader by emphasizing the type of bicyclic system formed in each RCM reaction. The proper names of each bicyclic phosphate are reported in the supporting information and will be denoted as references throughout the manuscript. In this case, bicyclo[4.3.1]phosphates refers to “2,9,10-trioxa-1-phosphabicyclo[4.3.1]dec-4-ene 1-oxides.”
11. Hanson PR, Chegondi R, Nguyen J, Thomas CD, Waetzig J, Whitehead AJ. *Org. Chem.* 2011; 76:4358–4370.
12. Chegondi R, Tan MML, Hanson PR. *J. Org. Chem.* 2011; 76:3909–3916. [PubMed: 21504150]
13. Venukadasula PKM, Chegondi R, Maitra S, Hanson PR. *Org. Lett.* 2010; 12:1556–1559. [PubMed: 20196547]
14. Jayasinghe S, Venukadasula PKM, Hanson PR. *Org. Lett.* 2014; 16:122–125. [PubMed: 24294936]
15. Chegondi R, Hanson PR. Synthetic studies to lyngboulloside: a phosphate tether-mediated synthesis of the macrolactone core. *Tetrahedron Lett.* 2015:56. Manuscript In Press.
16. Chegondi R, Maitra S, Markley JL, Hanson PR. *Chem. Eur. J.* 2013; 19:8088–8093. [PubMed: 23712660]
17. Formally, phosphate tether installation results in formation of a cyclic, pseudo- $C_2$ -symmetric phosphate triene, whereby the homotopic olefins of the starting  $C_2$ -symmetric diene are rendered diastereotopic upon tether installation (one olefin is *cis* to the allyloxy phosphate appendage, and one is *cis* to the P=O). This triene (RCM precursor) contains a chirotopic, non-stereogenic phosphorus atom, which after diastereoselective RCM between the two *cis*-substituted olefins, becomes *P*-stereogenic. The overall process has been previously described by Schreiber and others as terminus differentiation or diastereotopic differentiation of pseudo- $C_2$ -symmetric substrates, see Poss CS, Schreiber SL. *Acc. Chem. Res.* 1994; 27:9–17. For a review of both diastereotopic and

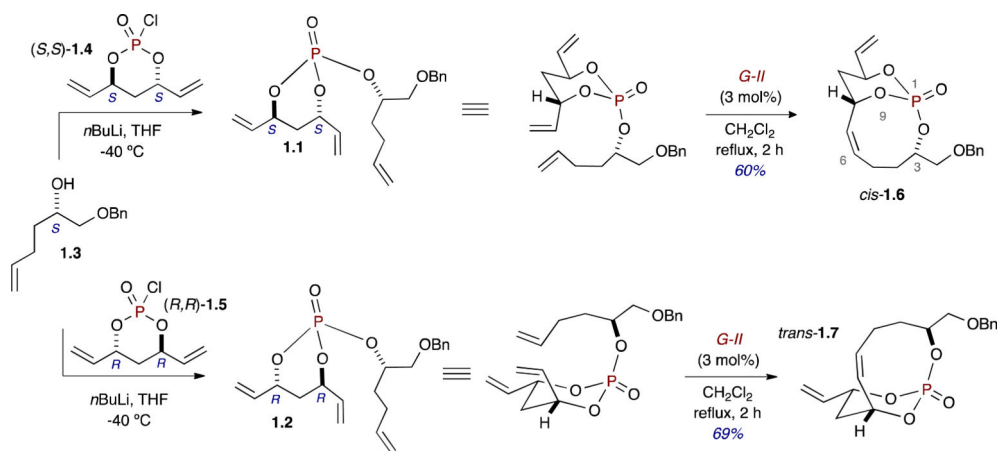


enantiotopic differentiation, see Magnuson SR. *Tetrahedron*. 1995; 51:2167–2213. For additional representative examples of diastereotopic differentiation, see: Shephard JN, Na J, Myles DC. *J. Org. Chem.* 1997; 62:4558–4559. Huwe CM, Velder J, Blechert S. *Angew. Chem., Int. Ed. Engl.* 1996; 35:2376–2378. Huwe CM, Blechert S. *Synthesis*. 1997:61–67. Burke SD, Müller N, Beaudry CM. *Org. Lett.* 1999; 1:1827–1829. [PubMed: 10836042] Lautens M, Hughes G. *Angew. Chem., Int. Ed. Engl.* 1999; 38:129–131.

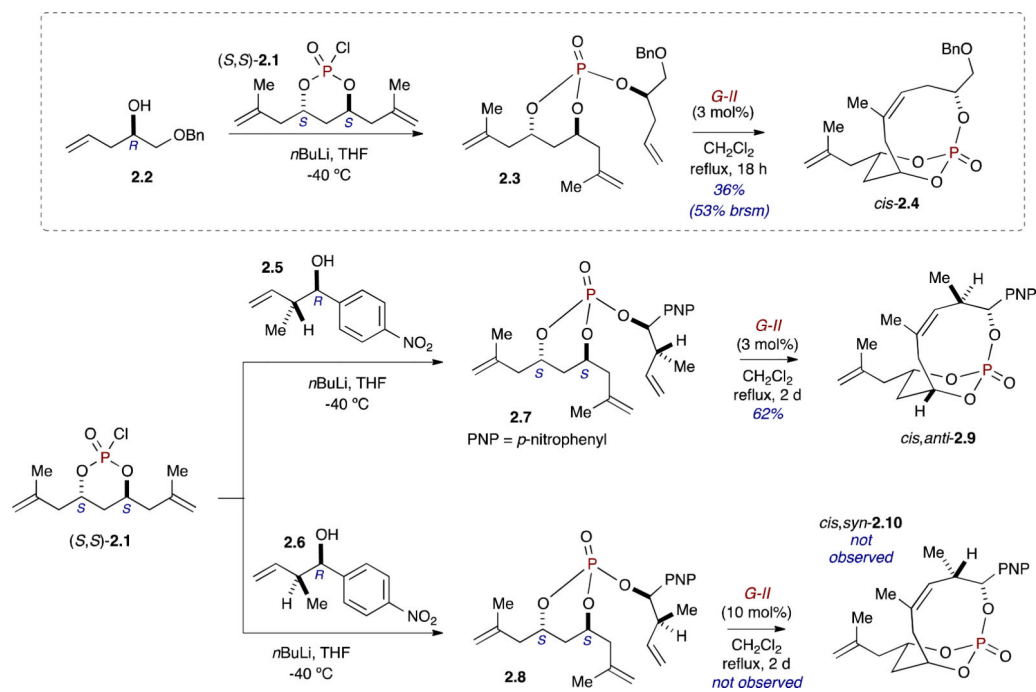
18. For additional representative examples of diastereotopic and enantiotopic differentiation to *P*-stereogenic heterocycles using RCM, see Stoianova DS, Hanson PR. *Org. Lett.* 2000; 2:1769–1772. [PubMed: 10880222] Moore JD, Sprott KT, Wroblewski AD, Hanson PR. *Org. Lett.* 2002; 4:2357–2360. [PubMed: 12098246] Dunne KS, Bisaro F, Odell B, Paris JM, Gouverneur V. *J. Org. Chem.* 2005; 70:10803–10809. [PubMed: 16356003] Harvey JS, Malcolmson SJ, Dunne KS, Meek SJ, Thompson AL, Schrock RR, Hoveyda AH, Gouverneur V. *Angew. Chem. Int. Ed.* 2009; 48:762–766. Harvey JS, Giuffredi GT, Gouverneur V. *Org. Lett.* 2010; 12:1236–1239. [PubMed: 20184294]
19. In previous work in generating complex medium to large, *P*-stereogenic bicyclo[n.3.1]phosphates where we do not remove the tether, we have at times referred to the RCM process as “diastereoselective” since it accentuates the formation of a single *P*-stereogenic center in the diastereotopic differentiation step of the cyclic pseudo-*C*<sub>2</sub>-symmetric phosphate trienes.
20. “Bicyclo[5.3.1]phosphates” refers to “2,10,11-trioxa-1-phosphabicyclo[5.3.1]undec-5-ene 1-oxides” and “2,10,11-trioxa-1-phosphabicyclo[5.3.1]undec-4-ene 1-oxides.”
21. “Bicyclo[7.3.1]phosphates” refers to “2,12,13-trioxa-1-phosphabicyclo[7.3.1]tridec-7-ene 1-oxides.”
22. “Bicyclo[6.3.1]phosphates” refers to “2,11,12-trioxa-1-phosphabicyclo[6.3.1]dodec-5-ene 1 oxides” and “2,11,12-trioxa-1-phosphabicyclo[6.3.1]dodec-6-ene 1-oxides.”
23. “Bicyclo[8.3.1]phosphates” refers to “2,13,14-trioxa-1-phosphabicyclo[8.3.1]tetradec-8-ene 1 oxides.”
24. Scholl M, Ding S, Lee CW, Grubbs RH. *Org. Lett.* 1999; 1:953–956. [PubMed: 10823227]
25. The *cis/trans*- descriptors in *cis*-**1.6** and *trans*-**1.7** refer to the relative stereochemistry between the substituents at C3 and C8 in the bicyclo[6.3.1]phosphates.
26. For comparison with Si-tether mediated RCM, see references 6.
27. The *syn,anti*- descriptors used in compounds *cis,anti*-**2.9** and *cis,syn*-**2.10** refer to the relative stereochemistry between the substituents at C3 and C4 in the bicyclo[6.3.1]phosphates.
28. As molecular modeling and subsequent energy calculations for potential conformations of high-energy Ru-metallocyclobutane intermediates are challenging, we propose potential intermediate structures based upon observed product structures (confirmed by X-ray crystallography). For examples where this rationale is applied to describe a similar observation made in all carbon-based RCM, see: Liu J, Lotesta SD, Sorensen E. *J. Chem. Commun.* 2011; 47:1500–1502.
29. All X-ray crystallographic data has been submitted to the Cambridge Crystallographic Data Centre, and the structures were assigned the following deposition numbers: *cis*-**2.4** [905669], *cis,anti*-**2.9** [905670], *cis*-**3.4** [1058400].
30. For a recent review on general ring-closing metathesis, see: Hanson PR, Maitra S, Chegondi R, Markley JL, Grubbs RH, O’Leary DJ. *General Ring-Closing Metathesis. Handbook of Metathesis* (2nd ed.). 2015; 2:1–170. Wiley-VCH: WeinheimGermany



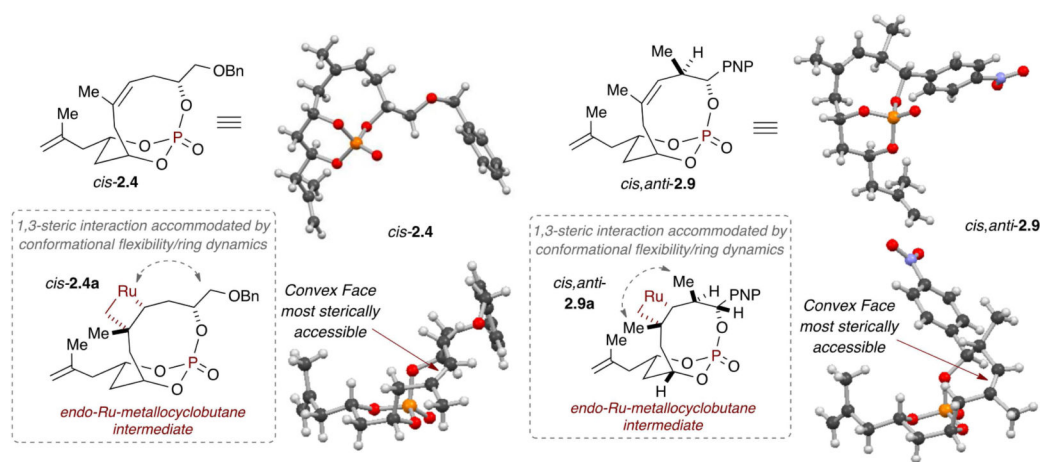
**Figure 1.**  
Summary of previous work and current work.

**Scheme 1.**

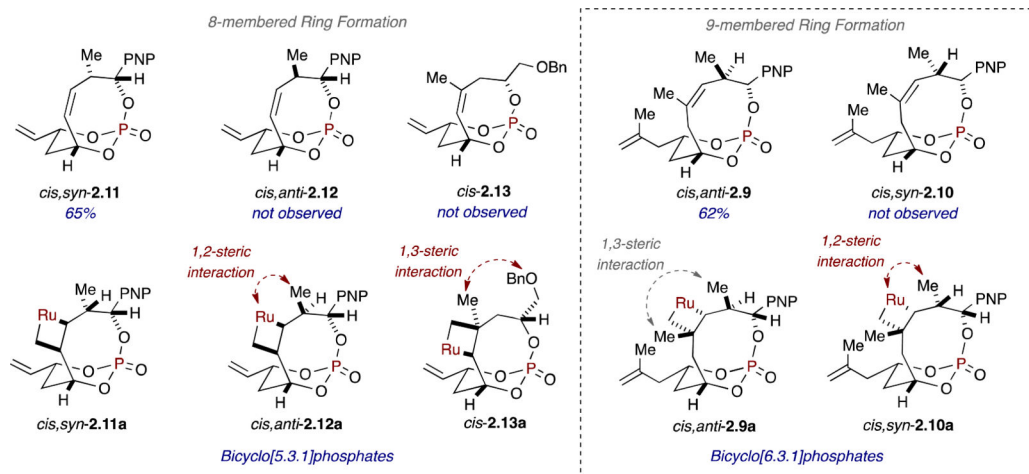
Effect of C3-stereochemistry of alcohol tether-partner in the formation of bicyclo[6.3.1]phosphates.

**Scheme 2.**

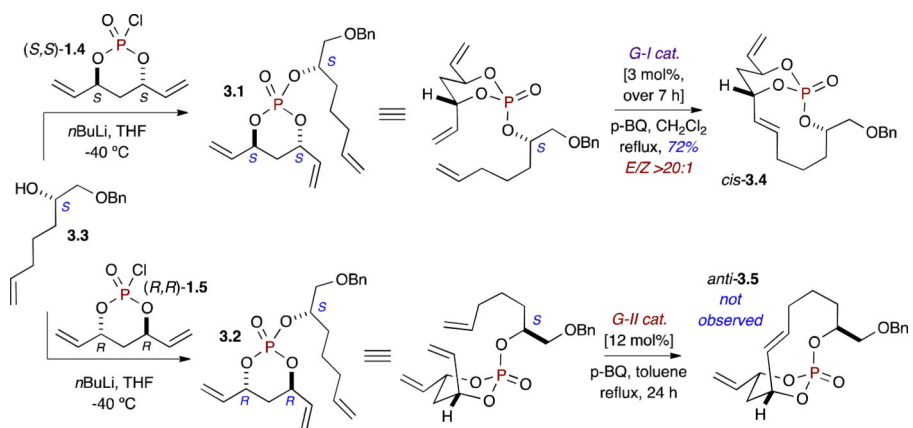
Synthesis of stereochemically complex bicyclo[6.3.1]phosphates.



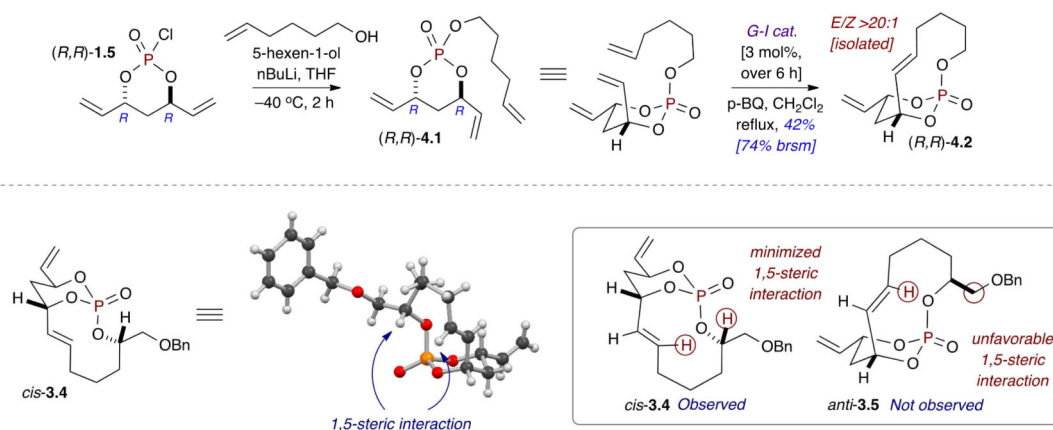
**Figure 2.** X-ray crystal structures of bicyclo[6.3.1]phosphates and plausible Ru-metallocyclobutane intermediates in the formation of *cis*-**2.4** and *cis,anti*-**2.9**.



**Figure 3.**  
Plausible mechanistic rationale for the formation of bicyclo[5.3.1]- and bicyclo[6.3.1]phosphates.

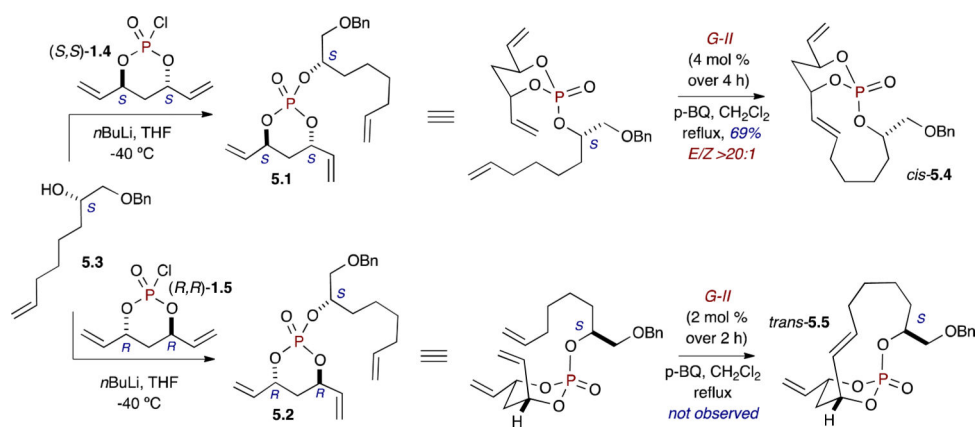


**Scheme 3.**  
Synthesis of branched bicyclo[7.3.1]phosphates.

**Scheme 4.**

Synthesis of simple bicyclo[7.3.1]phosphate **4.2** and X-ray analysis and effect of transannular ring strain in the formation of bicyclo[7.3.1]phosphates.





**Scheme 5.**  
Synthesis of *P*-stereogenic bicyclo[8.3.1]phosphates.