



NIH PUBLIC ACCESS

Author Manuscript

*Org Lett.* Author manuscript; available in PMC 2011 March 19.

Published in final edited form as:

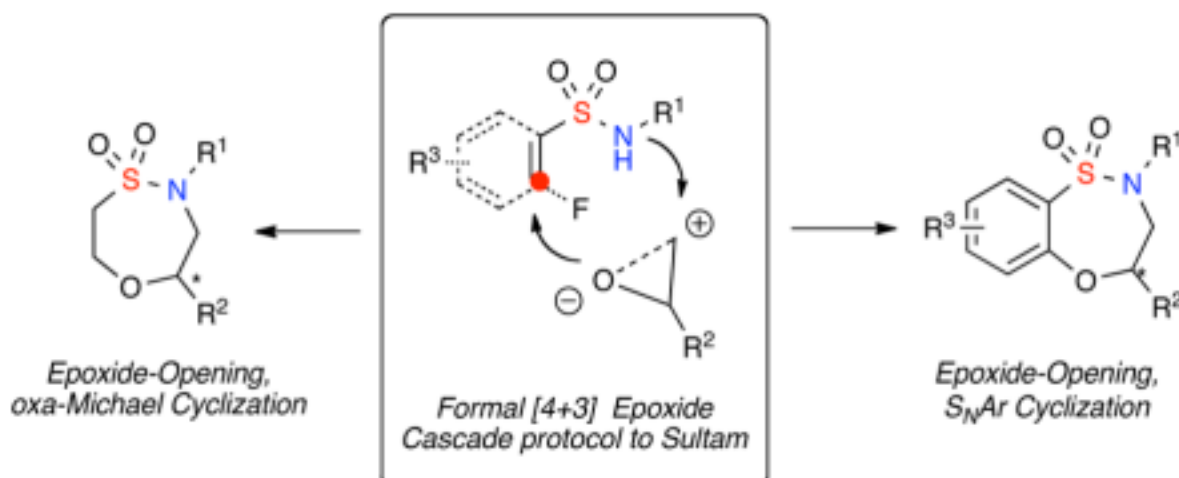
*Org Lett.* 2010 March 19; 12(6): 1216–1219. doi:10.1021/ol100035e.

## Formal [4+3] Epoxide Cascade Reaction via a Complementary Ambiphilic Pairing Strategy

Alan Rolfe, Thiwanka B. Samarakoon, and Paul R. Hanson\*

Department of Chemistry, University of Kansas, 1251 Wescoe Hall Drive, Lawrence, KS, 66045 and The University of Kansas Center for Chemical Methodologies and Library Development (KU-CMLD), 2121 Simons Drive, West Campus, Lawrence, KS, 66047

### Abstract



A formal [4+3] epoxide cascade protocol utilizing ambiphilic sulfonamides and a variety of epoxides (masked ambiphiles) has been developed for the generation of benzothiazepine-1,1'-dioxides and oxathiazepine-1,1'-dioxides. This protocol combines an epoxide ring-opening with either an S<sub>N</sub>Ar or oxa-Michael cyclization pathway.

The development of cascade reactions, which couple two or more reactions together to produce heterocyclic scaffolds, is an important challenge in drug discovery and natural product synthesis.<sup>1</sup> Cascade or domino reactions are highly efficient pathways that allow for the synthesis of complex molecules from simple substrates and encompass a variety of transformations. Many of these cascade transformations involve the utilization of synthons, which contain either a nucleophilic or an electrophilic site.<sup>2</sup> In contrast, ambiphilic synthons possess both a nucleophilic and electrophilic site, making them ideal components for cascade protocols.<sup>3,4</sup> Interest in the utilization of cascade reactions for the synthesis of diverse sultam scaffolds<sup>5</sup> has led us to explore the titled protocol where ambiphilic sulfonamides are combined with an epoxide (a masked ambiphile), are combined in a cascade reaction termed complementary ambiphile pairing (CAP) (Figure 1).

phanson@ku.edu.

Supporting Information Available: Experimental details. This material is available free of charge via the Internet at <http://pubs.acs.org>.

Epoxide cascade reactions have been known for over a half-century and have played a key role in the synthesis of polycyclic natural products.<sup>6</sup> Despite the wide application of epoxide cascade reactions in natural product synthesis, application in the synthesis of complex small heterocycles has been utilized to a lesser degree. Epoxide cascades can utilize a variety of organic acids,<sup>7</sup> or metal catalysts, to promote the cyclization. These include Au (I) cyclization with alkynes and allenes,<sup>8</sup> SmI<sub>2</sub> opening-iodocyclization,<sup>9</sup> and cobalt-mediated cycloadditions.<sup>10</sup> Notably absent from the literature are methods which combine epoxide ring-opening pathways with other pathways in a domino cascade. Towards the realization of this goal, we herein report the development of a formal [4+3] epoxide cascade protocol which combines an epoxide ring-opening with either an S<sub>N</sub>Ar or oxa-Michael cyclization pathway for the generation of benzothiazepine-1,1'-dioxides and oxathiazepine-1,1'-dioxides (Figure 2).

Reports of the cyclization of an in situ generated epoxide-derived alkoxide via an intramolecular S<sub>N</sub>Ar cyclization have been limited. Albanese and co-workers first reported the synthesis of piperazines utilizing an epoxide-opening, S<sub>N</sub>Ar protocol.<sup>11</sup> More recently, a key report by Cleator and co-workers at Merck demonstrated the ring-opening of epoxides with  $\alpha$ -fluorobenzene-sulfonamides, followed by subsequent S<sub>N</sub>Ar cyclization to give the corresponding piperazines and sultams.<sup>12</sup> Reports of intramolecular Michael cyclizations with vinylsulfonamides have been utilized in seminal work by Knollmüller and Hirooka,<sup>13</sup> to more recent applications in the area of diversity-oriented synthesis (DOS) strategies using a “Click, Click, Cyclize” approach.<sup>14</sup> However, the opening of an epoxide and subsequent cyclization via oxa-Michael is not known.

Initial investigation into the proposed epoxide cascade focused on the development of orthogonal reaction conditions that would initiate the ring opening of the corresponding epoxide, followed by intramolecular S<sub>N</sub>Ar cyclization to yield the desired sultam in a one-pot, domino process.<sup>15</sup> It was found that both the choice of solvent and base was key to the overall reaction process with dioxane essential for the initial epoxide ring-opening step, and DMF for the S<sub>N</sub>Ar ring-closing step of the cascade. After screening a wide variety of bases, anhydrous Cs<sub>2</sub>CO<sub>3</sub> produced the best overall yield and crude purity when utilized in the cascade protocol. The utilization of microwave irradiation at 110 °C for 20 minutes was essential to obtain both high yields and crude purity in addition to a significant decrease in reaction times.<sup>16,17</sup> After optimization of reaction conditions for the synthesis of sultam **1**, the substrate scope was investigated using a variety of epoxides and  $\alpha$ -fluorobenzenesulfonamides to yield the corresponding sultams **1–9** in good yield and crude purity (Table 1).<sup>18</sup>

During these investigations, it was found that when utilizing *tert*-butyldimethylsilyl (*R*)-(-)-glycidyl ether under the aforementioned reactions conditions, the corresponding hydroxy-sultam **11** was isolated. This presumably occurs when the in situ-generated fluoride ion deprotects the corresponding TBDMS-protected sultam **10** yielding the free hydroxy sultam **11** in good yield (Table 2).<sup>16</sup>

With sultam **11** in hand, facile derivatization of the free hydroxy was achieved via ester formation with a variety of acids. In this case, an oligomer coupling reagent, <sup>2</sup>G<sub>OACC</sub><sub>50</sub>, derived from ring-opening metathesis polymerization (ROMP) was utilized to yield the corresponding sultam esters **12–16** in high yield and purity without the need for conventional purification (Table 3).<sup>19</sup>

We have previously shown that vinylsulfonamides undergo oxa- and aza-Michael additions to afford the corresponding oxathiazepine-1,1'-dioxides and oxathiazocine-1,1'-dioxides.<sup>10</sup> Therefore, the utilization of vinylsulfonamides in the aforementioned epoxy cascade reaction was investigated. In this case, it was envisioned that following the opening of an epoxide with

a vinylsulfonamide, the in-situ generated hydroxy group would spontaneously undergo a oxa-Michael cyclization reaction to the corresponding sultam in a one-pot cascade protocol.

The aforementioned  $S_NAr$  results showed that the utilization of dioxane was essential for quantitative epoxide opening at 110°C under microwave irradiation. Additionally, the oxa-Michael cyclization reaction proceeds efficiently in polar solvent such as THF but not DMF. Using these slightly modified conditions, a variety of vinylsulfonamides were subjected to the epoxy cascade protocol affording the corresponding sultams **17–24** in good yield and high crude purity (Table 4).

As demonstrated in the case of  $\alpha$ -fluorobenzene sulfonamides (Table 1), the reaction conditions were tolerant to a variety of vinylsulfonamides and epoxides, allowing for the incorporation of functional handles and stereogenic centers into the molecule (Table 3, entry 2 and 8). Overall, the employment of ambiphilic vinylsulfonamides in comparison to  $\alpha$ -fluorobenzene sulfonamides gives rapid access to the corresponding non-benzofused oxathiazepine-1,1'-dioxide derivatives.

In conclusion, we report the development of a facile, one-pot epoxide cascade protocol for the synthesis of benzothioxazepine-1,1'-dioxides and oxathiazepine-1,1'-dioxides from ambiphilic sulfonamides. Epoxide ring opening followed by either intramolecular  $S_NAr$  cyclization or intramolecular oxa-Michael cyclization yields these heterocycles. In both cases, a variety of epoxides and sulfonamides were utilized to demonstrate substrate scope and utility of the method. Ongoing efforts aimed at the investigation of additional CAP strategies continue and will be reported in due course.

## Supplementary Material

Refer to Web version on PubMed Central for supplementary material.

## Acknowledgments

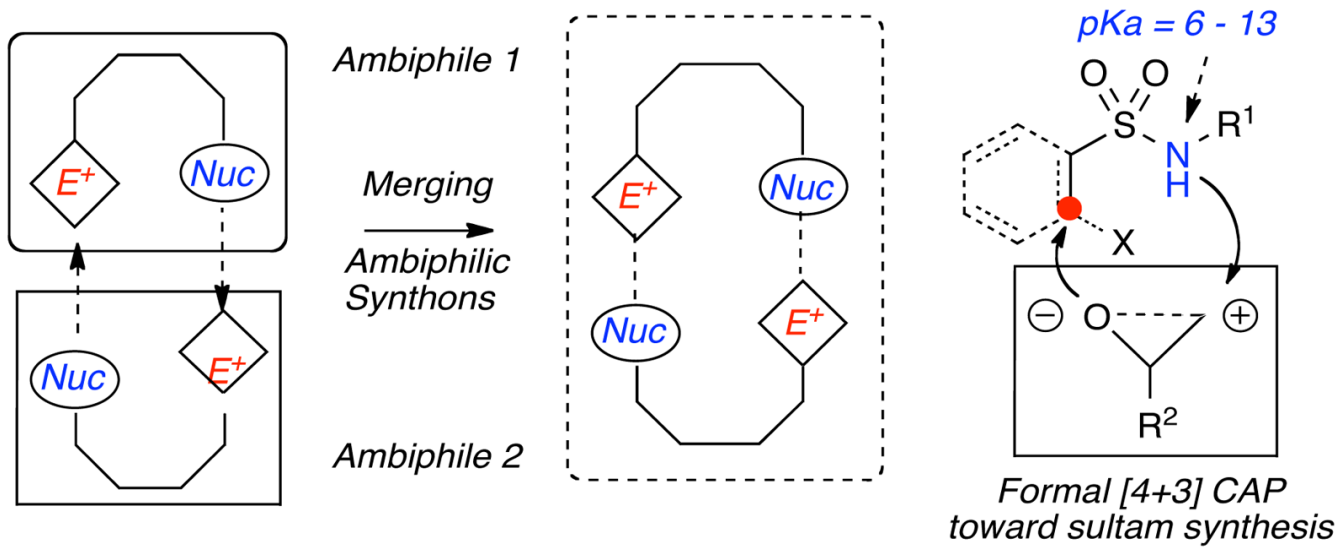
This publication was made possible by the Pilot-Scale Libraries Program (P41 GM076302), and the National Institutes of General Medical Sciences [The University of Kansas Center for Chemical Methodologies and Library Development (KU-CMLD) (P50 GM069663)].

## References

1. (a) Nicolaou KC, Chen JS. *Chem Soc Rev* 2009;11:2993–3009. [PubMed: 19847336] b) Enders D, Grndal C, Hüttl MRM. *Angew Chem Int Ed* 2007;46:1570–1581. c) Tietze LF, Beifuss U. *Angew Chem Int Ed Engl* 1993;32:131–163.
2. (a) Tietze, LF.; Brasche, G.; Gericke, KM., editors. *Domino Reactions In Organic Synthesis*. Wiley-VCH; Weinheim, Germany: 2006. (b) Fustero S, Jiménez D, Sánchez-Roselló M, del Pozo C. *J Am Chem Soc* 2007;129:6700–6701. [PubMed: 17480078] (c) Bi HP, Liu XY, Gou FR, Guo LN, Duan XH, Shu XZ, Liang YM. *Angew Chem Int Ed* 2007;46:7068–7071. (d) Rolfe A, Young K, Hanson PR. *Eur J Org Chem* 2008:5254–5262.
3. (a) Bontemps S, Gornitzka H, Bouhadir G, Miqueu K, Bourissou D. *Angew Chem Int Ed* 2006;45:1611–1614. (b) Bontemps S, Bouhadir G, Miqueu K, Bourissou D. *J Am Chem Soc* 2006;128:12056–12057. [PubMed: 16967941] (c) Tejedor D, Méndez-Abt G, González-Platas J, Ramirez MA, García-Tellado F. *Chem Comm* 2009:2368–2370. [PubMed: 19377688] (d) Kozyska MV, Dudley GB. *Chem Comm* 2005:3047–3049. [PubMed: 15959580]
4. (a) Molecules containing both electrophilic and nucleophilic nodes have been also defined as amphoteric molecules by Yudin, see: a) Hili R, Yudin AK. *J Am Chem Soc* 2009;131:16404–16406. [PubMed: 19856916] (b) Hili R, Yudin AK. *Angew Chem Int Ed* 2008;47:4188–4191. (c) Baktharaman S, Hili R, Yudin AK. *Aldrichimica Acta* 2008;41:109–119. Molecules containing both electrophilic and nucleophilic nodes have also been also defined as ambiphilic molecules, see: (d)

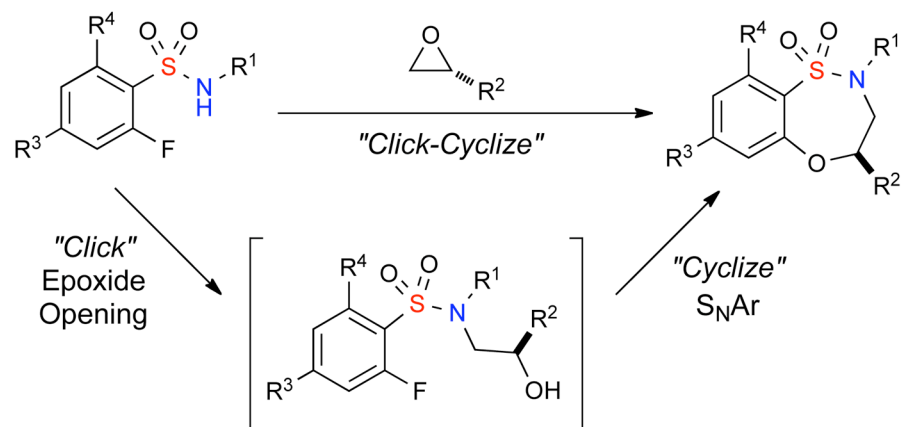
Nakamura H, Shim JG, Yamamoto Y. *J Am Chem Soc* 1997;119:8113–8114. (e) Nakamura H, Aoyagi K, Shim JG, Yamamoto Y. *J Am Chem Soc* 2001;123:372–377. (f) Kimura M, Tamaki T, Nakata M, Tohyama K, Tamaru Y. *Angew Chem Int Ed* 2008;120:5887–5889.

5. Sultams, the cyclic analogs of sulfonamides, although not found in nature, represent a subclass of relatively unexplored molecular space for the discovery of new therapeutic drugs. Recent reports have demonstrated that sultams possess a broad spectrum of biological activity. For an extensive list of biological sultams and methods for synthesis see: Jimenez-Hopkins M, Hanson PR. *Org Lett* 2008;10:2223–2226. [PubMed: 18447383]
6. (a) Corey EJ, Russey WE, Ortiz de Montellano PR. *J Am Chem Soc* 1966:4750–4751. [PubMed: 5918046] (b) van Tamelen EE, Willett JD, Clayton RB, Lord KE. *J Am Chem Soc* 1966:4752–4753. (c) Vilotijevic I, Jamison TF. *Angew Chem Int Ed* 2009;48:5250–5281. (c) Topczewski JJ, Callahan MP, Neighbors JD, Wiemer DF. *J Am Chem Soc* 2009;131:14630–14631. [PubMed: 19824722] (d) Neighbors JD, Beutler JA, Wiemer DF. *J Org Chem* 2005;70:925–931. [PubMed: 15675850]
7. (a) Nicolaou KC, Prasad CVC, Somers PK, Hwang CK. *J Am Chem Soc* 1989;111:5335–5340. (b) Morimoto Y, Nishikawa Y, Ueba C, Tanaka T. *Angew Chem* 2006;118:824–826. (c) Mori Y, Yaegashi K, Furukawa H. *J Am Chem Soc* 1996;118:8158–8159. (d) Heffron TP, Jamison TF. *Org Lett* 2003;5:2339–2342. [PubMed: 12816443]
8. (a) Dai LZ, Qi MJ, Shi YL, Liu XG, Shi M. *Org Lett* 2007;9:3191–3194. [PubMed: 17629294] (b) Tarselli MA, Zuccarello JL, Lee SJ, Gagne MR. *Org Lett* 2009;11:3490–3492. [PubMed: 19588972]
9. (a) Kwon DW, Cho MS, Kim YH. *Synlett* 2003;7:959–962. (b) Park HS, Kwon DW, Lee K, Kim YH. *Tetrahedron Lett* 2008;49:1616–1618.
10. Odedra A, Lush SF, Lui RS. *J Org Chem* 2007;72:567–573. [PubMed: 17221975]
11. (a) Albanese D, Landini D, Penso M. *Chem Commun* 1999:2095–2096. (b) Albanese D, Landini D, Lupi V, Penso M. *Ind Eng Chem Res* 2003;42:680–686.
12. After the submission of this paper for review, we became aware of the following report which appeared online on December 24, 2009: Cleator E, Baxter CA, O'Hagan M, O'Riordan TJC, Sheen FJ, Stewart GW. *Tetrahedron Lett* 2010:1079–1082.
13. (a) Hromatka O, Binder D, Knollmüller M. *Monatshfte Für Chemie* 1968;99:1062–1067. (b) Hasegawa K, Hirooka S. *Bull Soc Chem Jap* 1972;45:525–528.
14. (a) Zhou A, Hanson PR. *Org Lett* 2008;10:2951–2954. [PubMed: 18553974] (b) Zhou A, Rayabarapu D, Hanson PR. *Org Lett* 2009;11:531–534. [PubMed: 19115841]
15. Rolfe A, Young K, Volp K, Schoenen F, Neuenswander B, Lushington GH, Hanson PR. *J Comb Chem* 2009;11:732–738.
16. Conventional heating in oil bath required 20–24 hours at 150 °C to afford the desired product, although yields were on average 10–20% lower.
17. 2-Fluorobenzenesulfonamides bearing additional halogen functionality on the benzene ring were designed for diversification at a later stage in library format. No reduction in yield or reaction rates for the epoxide cascade protocol was observed when these were not present in the starting material.
18. The control experiment was carried out utilizing N-allyl-2-bromobenzenesulfonamide whereby the fluorine at the 2- and 6- position was replaced by H at the 6- and a Br at the 2-. Under the standard reaction conditions, the corresponding TBDMS protected epoxide acyclic product was produced as observed by crude <sup>1</sup>H NMR, indicating the TBDMS group was not removed under the reaction conditions producing the corresponding free OH group.
19. (a) Zhang M, Vedantham P, Flynn DL, Hanson PR. *J Org Chem* 2004;69:8340–8344. [PubMed: 15549805] (b) Rolfe A, Probst D, Volp KA, Omar I, Flynn D, Hanson PR. *J Org Chem* 2008;73:8785–8790. [PubMed: 18937412]

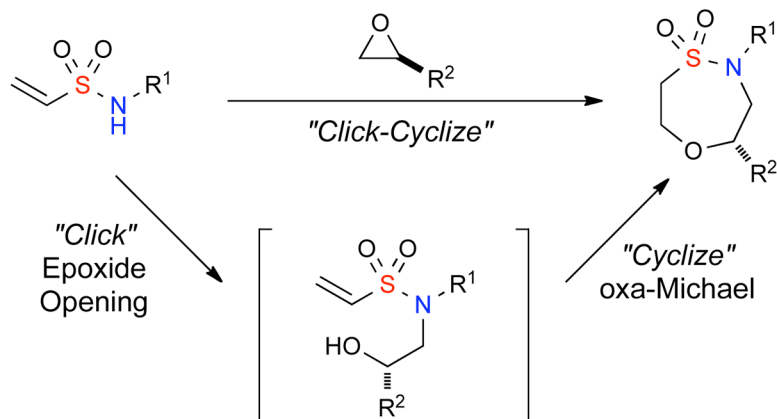


**Figure 1.** Generation of sultam heterocycles utilizing complementary amphiphile pairing (CAP)

**1.  $\alpha$ -Fluorobenzene Sulfonamides: Epoxide-Opening,  $S_NAr$  Cyclization**



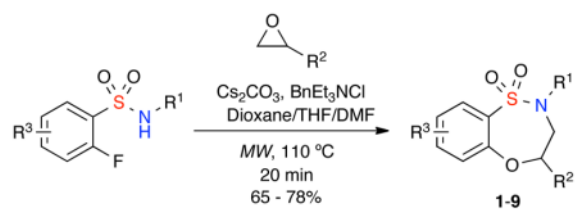
**2. Vinylsulfonamides: Epoxide-Opening, oxa-Michael Cyclization**



**Figure 2.**  
Epoxide cascade protocols for the synthesis of sultams

**Table 1**

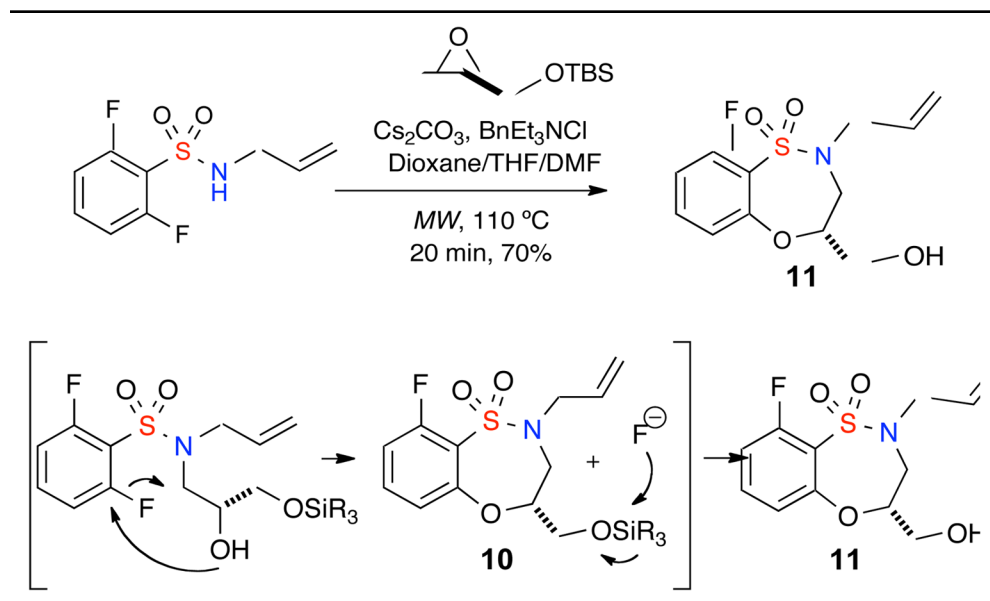
One-pot epoxide, S<sub>N</sub>Ar cascade utilizing  $\alpha$ -fluorobenzenesulfonamides



entry	R <sup>1</sup>	R <sup>2</sup>	R <sup>3</sup>	yield
1	(CH <sub>2</sub> ) <sub>3</sub> CH <sub>3</sub>	CH <sub>2</sub> OBn	6-F	73
2	(CH <sub>2</sub> ) <sub>3</sub> CH <sub>3</sub>	(CH <sub>2</sub> ) <sub>2</sub> CH=CH <sub>2</sub>	6-F	71
3	4-F-Ph(CH <sub>2</sub> ) <sub>2</sub>	CH <sub>2</sub> OPh	6-F	71
4	4-OMe-Bn	(CH <sub>2</sub> ) <sub>2</sub> CH=CH <sub>2</sub>	6-F	69
5	( <i>R</i> )-CH(CH <sub>3</sub> )Ph	( <i>R</i> )-CH <sub>2</sub> CO <sub>2</sub> (CH <sub>2</sub> ) <sub>2</sub> CH <sub>3</sub>	6-F	76
6	(CH <sub>2</sub> ) <sub>3</sub> CH <sub>3</sub>	CH <sub>2</sub> OBn	3-Br	65
7	Allyl	CH <sub>2</sub> O(CH <sub>2</sub> ) <sub>3</sub> CH <sub>3</sub>	5-Cl	74
8	(CH <sub>2</sub> ) <sub>3</sub> CH <sub>3</sub>	CH <sub>2</sub> OPh	3-Br	78
9	2-OMe-Bn	CH <sub>2</sub> O(CH <sub>2</sub> ) <sub>3</sub> CH <sub>3</sub>	5-Cl	74

**Table 2**

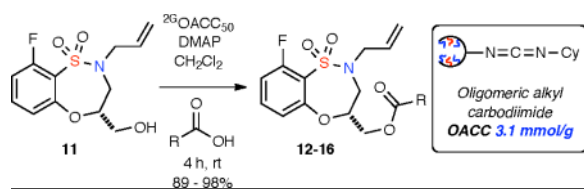
Proposed mechanism for the generation of Sultam **11**





**Table 3**

$S_NAr$  – intramolecular Mitsunobu route to benzothiazepine-1,1-dioxides

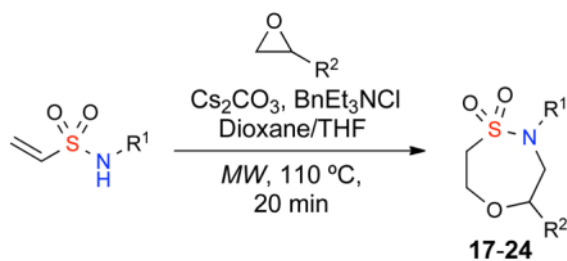


entry	R <sup>1</sup>	yield	purity <sup>a</sup>
1	3-MePh	94	>95%
2	3-OMePh	94	>95%
3	3,4-MePh	96	>95%
4	CH <sub>2</sub> CN	89	>95%
5	CH <sub>2</sub> SPh	98	>95%

<sup>a</sup>Crude Purity determined by <sup>1</sup>H NMR

**Table 4**

One-pot epoxy cascade  $S_NAr$  cyclization utilizing vinylsulfonamides



entry	R <sup>1</sup>	R <sup>2</sup>	yield
1	Allyl	CH <sub>2</sub> OBn	65
2	Allyl	(S)-CH <sub>2</sub> OBn	63
3	(CH <sub>2</sub> ) <sub>3</sub> CH <sub>3</sub>	CH <sub>2</sub> OBn	58
4	Bn	4-Me-PhOCH <sub>2</sub>	62
5	Allyl	4-Me-PhOCH <sub>2</sub>	57
6	Cyclopentyl	4-Me-PhOCH <sub>2</sub>	55
7	Propargyl	CH <sub>2</sub> OPh	53
8	(R)-CH(CH <sub>3</sub> )Ph	(R)-CH <sub>2</sub> CO <sub>2</sub> (CH <sub>2</sub> ) <sub>2</sub> CH <sub>3</sub>	60