

February 2018

Implementing an IQP Project Center in Japan

Albert Jozsef Enyedy

Worcester Polytechnic Institute

Alexandra Caitlyn Barber

Worcester Polytechnic Institute

Daniel Chao

Worcester Polytechnic Institute

Daniela Valeska Fraga Alvarez

Worcester Polytechnic Institute

Felix A. Sanchez

Worcester Polytechnic Institute

See next page for additional authors

Follow this and additional works at: <https://digitalcommons.wpi.edu/iqp-all>

Repository Citation

Enyedy, A. J., Barber, A. C., Chao, D., Fraga Alvarez, D. V., Sanchez, F. A., Shumway, H. E., Ward, T. R., & Nakamura, Y. (2018). *Implementing an IQP Project Center in Japan*. Retrieved from <https://digitalcommons.wpi.edu/iqp-all/657>

This Unrestricted is brought to you for free and open access by the Interactive Qualifying Projects at Digital WPI. It has been accepted for inclusion in Interactive Qualifying Projects (All Years) by an authorized administrator of Digital WPI. For more information, please contact digitalwpi@wpi.edu.

Author

Albert Jozsef Enyedy, Alexandra Caitlyn Barber, Daniel Chao, Daniela Valeska Fraga Alvarez, Felix A. Sanchez, Holly Elizabeth Shumway, Thomas R. Ward, and Yosuke Nakamura

Implementing an IQP Project Center in Japan

March 2, 2018

Authors

Alexandra Barber

Daniel Chao

Albert Enyedy

Daniela Fraga Alvarez

Yosuke Nakamura

Felix Sanchez

Holly Shumway

Thomas Ward

Advisor

Jennifer deWinter

For the

Interdisciplinary Global
and Student Division



WPI



Implementing an IQP Project Center in Japan

An Interactive Qualifying Project
Submitted to the Faculty of
WORCESTER POLYTECHNIC INSTITUTE
in partial fulfillment of the requirements for the
Degree of Bachelor of Science

By:
Alexandra Barber
Dan Chao
Albert Enyedy
Daniela Fraga
Yosuke Nakamura
Felix Sanchez
Holly Shumway
Tom Ward

Date:
March 2, 2018

Report Submitted to:

Professor Jennifer deWinter, Advisor
Worcester Polytechnic Institute

This report represents work of WPI undergraduate students submitted to the faculty as evidence of a degree requirement. WPI routinely publishes these reports on its website without editorial or peer review. For more information about the projects program at WPI, see <http://www.wpi.edu/Academics/Projects>.

Abstract

In this report, we detail our recommendations for establishing an IQP project center in Kyoto, Japan for our advisor, Jennifer deWinter. We evaluated Kyoto, Hiroshima, and Tokyo as potential locations by assessing sponsors and living logistics. We compared these factors by developing standardized forms and scoring systems to determine how well options fit our criteria. We concluded that the best project center location is Kyoto and made recommendations for sponsors, housing, PQP, the website, and the term of the IQP.

Acknowledgments

First, we would like to thank Professor deWinter for advising our project and enriching our IQP experience. We appreciate her flying to Japan for three days to help us adjust to our new environment. Her feedback was invaluable to our progression throughout the project. Additionally, her guidance—in more than just the scope of our project—was invaluable and directly aided our success.

Next, we would like to thank Professor Zeugner for his help during our ID2050 preparation course. His guidance provided us with a great foundation from which we established our project. He made the term prior to coming to Japan enjoyable and memorable for all of us. We were impressed at how helpful and important his teachings were when we reached Japan.


Furthermore, we would like to thank Benoit Jacquet for providing us with housing and many excellent contacts in Japan. He introduced us to Makers Boot Camp, Midori Farms, and Kyoto VR, all of which have been valuable potential sponsors for our recommendations for a project center. We also thank him for being a receptive housing manager, answering our questions promptly

and helping us with any problems we experienced in Yokai SOHO.

We thank the members of Makers Garage Kyoto, especially Sabrina Sasaki, for taking the time to speak with us about a potential partnership and for graciously inviting us to their Monozukuri Hub Meetup. We were inspired by their mission to provide Japanese students with the opportunity to explore and pursue maker culture, and we made many connections at the event. Without the opportunities Ms. Sasaki provided us, we would have never met Dr. Francis Otieno and Dr. Kuroki Masaki of Ritsumeikan University.

We would like to thank Dr. Francis Otieno for taking the time to meet with us at the Ritsumeikan Iwakura Campus in Osaka. His enthusiasm for learning about WPI and willingness to establish a partnership were beyond what we expected. We would also like to thank Dr. Kuroki Masaki for keeping correspondence with us and showing his interest in learning more about WPI. Finally, we would like to thank Noma-Sensei and Lopez-Sensei for dedicating time to meet with us and for their enthusiasm to establish a partnership with WPI.

For our potential sponsors in Kyoto, we thank Atticus Sims from Kyoto VR for taking



the time to meet with us over Skype. We appreciate his enthusiasm for providing an educational opportunity for WPI students. We also thank Chuck Kayser of Midori Farm for meeting with us near Yokai SOHO. We enjoyed learning about how his organization benefits the local farming community, and we hope that working with WPI can help Midori Farm achieve its goal of increasing Japan's sustainability.

For housing in Kyoto, we thank all of the people that graciously met with us during our impromptu arrivals. We especially would like to thank Aya Murakami and Mizuki Yamamoto of The Millennials Kyoto for taking the time to meet with us without an appointment. They provided us with recommendations for housing in Kyoto as well as Tokyo.

We are truly grateful for the kindness that Tomoko Watanabe, executive director of ANT Hiroshima, showed us on our first day in Hiroshima. Once he heard that we had contacted UNITAR, she personally made an appointment for us to speak with them and led us to their office to introduce us.

We thank the members of UNITAR for kindly welcoming us the day that Ms. Watanabe introduced us. We especially thank Annalise Giseburt for taking the time to

answer our questions about UNITAR. We are also grateful for the information that Mihoko Kumamoto, head of the UNITAR Hiroshima office, provided us.

For Tokyo, we thank Yoichi Tao and Itsuko Yano of Resurrection of Fukushima for meeting with us at their office. We were inspired by their mission to spread the truth about nuclear disasters and the solutions for cleaning up their aftermath. We also thank Michiko Kyokan of Medecins Sans Frontieres' Tokyo branch for meeting with us on Skype. We thank Bryan Hartzheim from Waseda University as well for taking the time to meet with us, despite the school being busy with entrance exams. We appreciate the efforts he made towards establishing a project with Waseda University as a whole.

We thank professors Seth Tuler and Richard Vaz of the Thailand project center, Steven Taylor of the Denmark project center, and Ingrid Shockey of the India project center for answering our email interview questions to provide information about PQPs. We would especially like to thank Professor Taylor for offering a Skype interview. In addition to thanking these professors, we would also like to thank IGSD for providing us with information about the structure of a project center.

Finally, we would like to thank all of the people that met with us, representing their respective institutions. We met with over 30 shrines and temples, as well as many museums, universities, and a few local government departments. We are grateful that they took the time to answer any questions that we had.

Executive Summary

The purpose of this project was to provide Worcester Polytechnic Institute with a study analyzing all the parameters that involve establishing a successful IQP project center in Japan. The project required evaluating three cities in Japan: Kyoto, Tokyo, and Hiroshima. We evaluated each city with regards to the sponsor availability and living logistics of the area. Based on these two elements, we decided that the optimal city would be Kyoto, and that the optimal term for the IQP would be A-term. Finally, we recommended a two-term pre-qualifying project (PQP) structure and website features based on data collected from other IQP center's structures and websites.

We considered the factors seen in Figure 1 to set up a project center. These factors would determine the sustainability, cost, and attractiveness of the Japan IQP project center.

Sponsors

We recommended four main sponsors in Kyoto, however the other cities also have similarly viable sponsors. The team chose to focus on six types of sponsors: NGOs and NPOs; Technology, Social, and Sustainability; Museums; Shrines and

Temples; Universities; and Local Governments. After attempting to establish contact with potential sponsors belonging to these categories, we further analyzed the sponsors that could communicate in English and satisfied the most criteria using metrics created by the team.

Living Logistics

We determined the most viable living logistics for each city. We highlighted these living logistics in our report including housing options, medical resources, transportation options, and food costs. The team located housing options for 24 students as well as for two faculty members and their families for a period of seven weeks. We researched and described the relevant transportation methods in each city to serve as a guide for students participating in the Japan IQP project center. To estimate the cost of food for the project center, the team recorded their expenses and extrapolated on the data.

Pre-Qualifying Project

We recommend a two-term PQP as it would best prepare students for their experiences in Japan. To determine the structure and content of this PQP, we interviewed site directors and former Japan MQP students, surveyed first-year students' preferences, and evaluated our experiences in PQP and Japan.

The data from these interviews and surveys allowed us to make our final recommendation regarding whether the PQP should be one- or two- terms.

Website

Our final recommendations outline the sitemap and the data that the website should contain, since the scope of our project does not involve creating a website. We determined the website features by researching all the available IQP websites and summarizing their common themes. We recommended the design to answer sponsors' and students' questions about the Japan IQP center.

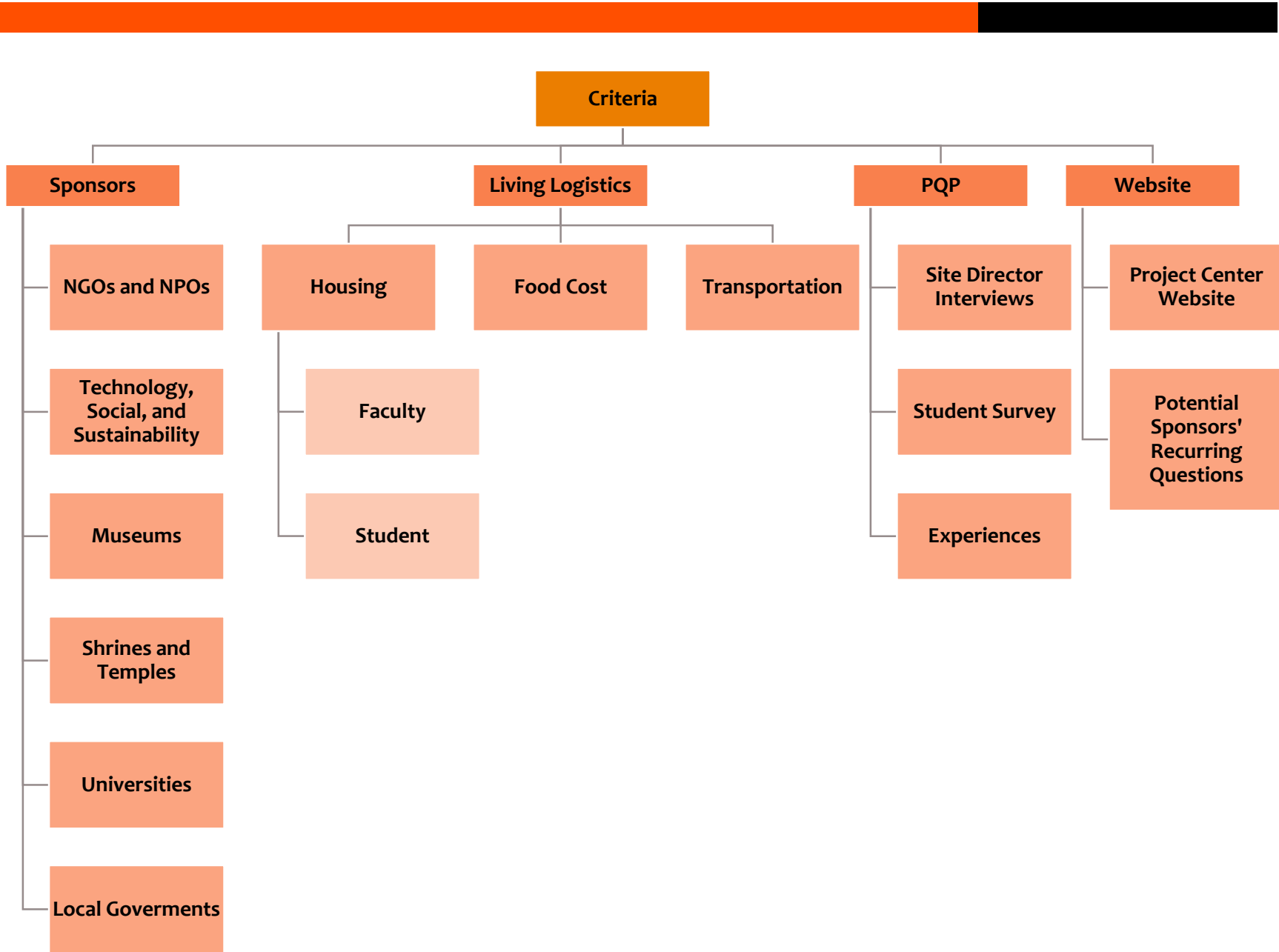


Figure 1. Analysis criteria for the implementation of a project center in Japan

Authorship

Alexandra Barber, Daniel Chao, Albert Enyedy, Daniela Fraga Alvarez, Yosuke Nakamura, Felix Sanchez, Holly Shumway, and Thomas Ward all contributed to the research and writing of this report. The team divided into smaller groups based on the sponsor categories we decided. In addition to these small groups, other sections were also drafted by individual members and were extensively added to and edited by other team members. To perfect our report, team members made multiple edits and rewrites. We have broken down the various roles that each team member took in the writing process.

Alexandra contributed to this report by drafting each of the university and advisor housing sections for each city. To gather data for universities, she researched many different universities and identified ones with international or English language programs. She also traveled to the universities and completed evaluation forms to obtain more data. Finally, Alexandra researched many different advisor housing options based off the locations of potential student housing. She corresponded with several realtors to determine if they were capable of housing an advisor and their family.


Dan contributed to this report by drafting each of the University and Government sections, including the methodology and reviews of sponsors for all of the cities. To gather data for these categories of sponsors, he traveled to most of the potential universities and government entities that are reviewed in this report and completed evaluation forms to gather data. He met with professors from Waseda University and Ritsumeikan University in hopes of convincing them to become potential sponsors. Dan drafted the website sections, the abstract, the executive summary, student housing, transportation, and onsite coordinator. Finally, he served as one of the two main content reviewers of the entire paper, editing sections when necessary.

Albert contributed to this report by drafting each of the NGOs and Technology, Society, and Sustainability sections, including the methodology and the reviews of sponsors for all of the cities. To gather data for these categories of sponsors, he met with representatives from all of the organizations that are reviewed in this report, in person or via Skype. Albert also drafted the abstract, executive summary, a housing review for each city, and the PQP, city, and term recommendations. For each city, he met with various hostels as well, and completed

reviews of their living spaces. Finally, he served as one of the two main editors of the entire paper, making heavy edits to sections when necessary.

Daniela contributed to this report by drafting each of the NGOs and Technology, Society, and Sustainability sections, including the methodology and the reviews of sponsors for all of the cities. To gather data for these categories of sponsors, she met with representatives from all of the organizations that are reviewed in this report, in person or via Skype. Daniela also drafted the executive summary, introduction, food analysis for each city, contributed to drafting different methodologies, a housing review for each city, website analysis and development, city recommendation and created appendices. For each city, she met with various hostels as well, and completed reviews of their living spaces. Finally, she served as one of the two main team members that formatted and designed the paper.

Yosuke contributed to this report by drafting each of the shrines and temples sections and the student housing sections. To gather data for shrines and temples, he visited over 25 shrines and temples located in Kyoto, Hiroshima, and Tokyo. To gather data for housing, he contacted various housing



organizations. Additionally, Yosuke drafted the housing overview and city conclusions. Finally, he checked almost all of the data points as a content reviewer and edited or suggested changes if applicable.

Felix contributed to this report by drafting each of the shrines and temples sections, including methodology and introduction of the paper and Hiroshima. To gather data for the shrines and temple, he visited over 30 different shrines and temples across Kyoto, Hiroshima, and Tokyo. He also met with professors from Waseda University and Ritsumeikan University in hopes of convincing them to become potential sponsors. Felix was in charge of formatting and compiling the final draft, often reviewing various sections. He also redid almost every table to match the established format.

Holly contributed to this report by drafting each of the museum sections, including the methodology and the reviews of sponsors for all of the cities. To gather data for these categories of sponsors, she traveled to all of the potential museums and completed evaluation forms for the data. Holly also drafted the executive summary, the transportation and tourism sections for each city, the website analysis, PQP data, the sponsor overview pages, and the city, term,

and PQP recommendations. In addition to these sections, Holly made significant contributions to the appendix section by formatting all of the tables. Finally, she served as one of the two main editors of the entire paper, making heavy edits to sections when necessary.

Thomas contributed to this report by drafting each of the museum sections, and significant aspects of each student housing section. To gather data for the museum categories of sponsors, he contacted and traveled to all of the potential museums throughout the 3 evaluated cities and completed evaluation forms for the data. To gather data for the student housing categories of the paper Thomas contacted various owners and housing organizations. Additionally, Thomas worked drafting the city, term, and PQP conclusions of the paper and formatting appendices. Thomas also assisted in the editing of many sections of the paper.

Table of Contents

Abstract	iii
Acknowledgements	iii
Executive Summary	v
Authorship	vii
Table of Contents	ix
List of Figures	xi
List of Tables	xiii
Introduction to the Viability of a Japan IQP	1
Methods of Evaluating Aspects of an IQP	2

Analysis of Kyoto as a Project Center

Introduction to Kyoto	11
Sponsors in Kyoto	12
Living Logistics in Kyoto	28

Analysis of Hiroshima as a Project Center

Introduction to Hiroshima	37
Sponsors in Hiroshima	38
Living Logistics in Hiroshima	54

Analysis of Tokyo as a Project Center

Introduction to Tokyo	60
Sponsors in Tokyo	61
Living Logistics in Tokyo	66

Assessment of Demand and Sustainability

PQP Analysis	73
Other Project Center Website Analysis	75

Recommendations, References, and Appendices

City Recommendation	77
Term Recommendations	80
PQP Recommendation	82
Website Recommendation	84
Table of Authors	85
Table of Roles	87
References	88
Appendices	100

List of Figures

Figure 1. Analysis criteria for the implementation of a project center in Japan	vi	Figure 22. The central prayer shrine in Kitano Tenmangu	26	Figure 51. HPCF	42
Figure 2. Questions guiding the methods of evaluation	2	Figure 23. The main building at Tofukuji	27	Figure 52. Location of Hiroshima museums	43
Figure 3. Overview of the Standard Sponsor Evaluation Form	4	Figure 24. One of the many temples in Myoshinji	27	Figure 53. Former Bank of Japan Hiroshima Branch Museum	44
Figure 4. Assessment of sustainability and demand evaluation criteria	10	Figure 25. Evaluated housing options for students and faculty in Kyoto	28	Figure 54. Fukuromaki Elementary School Peace Museum	45
Figure 5. Kyoto seen from a map of Japan	11	Figure 26. Entrance to Khaosan Kyoto Guesthouse	29	Figure 55. Hiroshima Peace Memorial Museum	46
Figure 6. Potential sponsors evaluated in Kyoto	12	Figure 27. The Millennials Kyoto	29	Figure 56. Evaluated universities in Hiroshima	47
Figure 7. Technology, Society, and Sustainability organizations to be considered	13	Figure 28. The Marafuku Building	30	Figure 57. Hiroshima University campus	48
Figure 8. Kyoto Makers Garage	14	Figure 29. Kyoto Morris Hostel	30	Figure 58. Hiroshima International University campus	49
Figure 9. Kyoto VR	15	Figure 30. Floor plan for a double bed room	31	Figure 59. Evaluated shrines and temples in Hiroshima	50
Figure 10. Midori Farms	16	Figure 31. Floor plan for a family group room	31	Figure 60. The main path in Daishoin	51
Figure 11. Ritsumeikan University	17	Figure 32. Economy room	31	Figure 61. The floating torii gate in Itsukushima	51
Figure 12. Kyoto Gakuen University	19	Figure 33. Standard room	31	Figure 62. The main building of Myojoin	52
Figure 13. Museums in Kyoto	20	Figure 34. Superior room	31	Figure 63. The main torii gate at Tsuruhane Shrine	52
Figure 14. Kyoto Museum for World Peace	21	Figure 35. Single room living space	32	Figure 64. Hiroshima City Hall	53
Figure 15. Kyoto Railway Museum mascot	22	Figure 36. Double room living space	32	Figure 65. Hiroshima Higashi Ward Office	53
Figure 16. Kyoto Railway Museum	22	Figure 37. Bank twin living space	32	Figure 66. Evaluated housing options for students and faculty in Hiroshima	54
Figure 17. Kyoto Museum of Traditional Crafts Fureaikan	23	Figure 38. Single room living space	32	Figure 67. Weekly Mansion Website	55
Figure 18. Pottery exhibition at Kyoto Museum of Traditional Crafts Fureaikan	23	Figure 39. Double room living space	33	Figure 68. Leonext Social-S	55
Figure 19. Kyoto City Hall Exterior	24	Figure 40. Triple room living space	33	Figure 69. Peace Park living room	56
Figure 20. Evaluated shrines and temples in Kyoto	25	Figure 41. One-Day Bus Pass	33	Figure 70. Bedding arrangements in Santiago Guesthouse Hiroshima	56
Figure 21. Kiyomizu-dera	26	Figure 42. One-Day Subway Pass	34	Figure 71. Bedding arrangements in Santiago Guesthouse Hiroshima	56
		Figure 43. JR Rail Pass	34	Figure 72. Living room arrangements	57
		Figure 44. Frequency of the food categories based on data collected	35	Figure 73. Clayton Bay Hotel floor plan of a twin room	57
		Figure 45. Kiyomizu-dera Temple	36		
		Figure 46. Nijo-jo Castle	36		
		Figure 47. Map of Hiroshima, Japan	37		
		Figure 48. Potential sponsors evaluated in Hiroshima	38		
		Figure 49. Evaluated NGOs and NPOs	39		
		Figure 50. ANT-Hiroshima	40		

Figure 73. Clayton Bay Hotel floor plan of a single room	57	Figure 97. Average rent price in yen for a one bedroom apartment in Kyoto, Hiroshima, and Tokyo	79
Figure 74. One-Day Tram Pass	58	Figure 98. Average cost in yen per day for dining out and groceries	80
Figure 75. Map showing Tokyo, Japan	60	Figure 99. Project center availability	81
Figure 76. Evaluated Sponsors in Tokyo	61	Figure 100. Students' preferred terms for IQP	82
Figure 77. Fukagawa Edo Museum in Tokyo	61	Figure 101. Two-term PQP flowchart	83
Figure 78. Director of Resurrection of Fukushima	62	Figure 102. Transparent language units	84
Figure 79. Médecins Sans Frontières	63		
Figure 80. Waseda University campus	64		
Figure 81. Fukagawa Edo Museum in Tokyo	65		
Figure 82. Evaluated housing options for students and faculty in Tokyo	66		
Figure 83. Wise Owl Hostels Shibuya	67		
Figure 84. Palace Studio Ikebukuro	67		
Figure 85. Sakura Hostel Asakusa	68		
Figure 86. Old Fashioned Love @Shibuya dining space arrangements	69		
Figure 87. Shibuya cozy APT living space arrangements	69		
Figure 88. Convenient apartment sleeping arrangements	69		
Figure 89. Kanako Airbnb living room	70		
Figure 90. The Yamanote Line train	71		
Figure 91. Asakusa street in Tokyo	72		
Figure 92. Tokyo Tower	72		
Figure 93. Number of students willing to have a two-term PQP	74		
Figure 94. Frequency of each content category in the 14 analyzed project center websites	76		
Figure 95. Recommended tabs and content for the Japan IQP website	77		
Figure 96. Amount of potential sponsors in each evaluated city	79		

List of Tables

Table 1. Scores for Kyoto Makers Garage	14	Table 17. Summary of food data analysis	35	Table 34. Scores for Resurrection Fukushima	62
Table 2. Scores for Kyoto VR	15	Table 18. Scores for ANT-Hiroshima	40	Table 35. Scores for Médecins Sans Frontières	63
Table 3. Scores for Midori Farms	16	Table 19. Scores for UNITAR Hiroshima	41	Table 36. Waseda University evaluation data	64
Table 4. Ritsumeikan University Evaluation Data	18	Table 20. Scores for HCPF	42	Table 37. Scoring Evaluation for the Fukagawa Edo Museum	65
Table 5. Kyoto Gakuen University Evaluation Data	19	Table 21. Scoring Evaluation of the Former Bank of Japan Hiroshima Branch Museum	44	Table 38. Tokyo bus fares	70
Table 6. Scoring Evaluation of the Kyoto Museum for World Peace	21	Table 22. Scoring Evaluation of the Fukuro- maki Elementary School Peace Museum	45	Table 39. Tokyo subway fares	71
Table 7. Scoring Evaluation of the Kyoto Railway Museum	22	Table 23. Scoring Evaluation of the Hiroshima Peace Memorial Museum	46	Table 40. Tokyo train fares	71
Table 8. Scoring Evaluation of the Kyoto Museum of Traditional Crafts Fureaikan	23	Table 24. Hiroshima University evaluation data	48	Table 41. Tokyo taxi fares	72
Table 9. Kiyomizu-dera Evaluation Data	26	Table 25. Hiroshima International University evaluation data	49	Table 42. Denmark PQP structure	73
Table 10. Kitano Tenmangu Evaluation Data	26	Table 26. Daishoin evaluation data	51	Table 43. India PQP structure	73
Table 11. Tofukuji Evaluation Data	27	Table 27. Itsukushima Shrine evaluation data	51	Table 44. Thailand PQP structure	74
Table 12. Myoshinji Evaluation Data	27	Table 28. Myojoin Evaluation Data	52	Table 45. Content for students	75
Table 13. Kyoto bus fares	33	Table 29. Tsuruhane Shrine Evaluation Data	52	Table 46. Content for sponsors	75
Table 14. Kyoto subway fares	34	Table 30. Hiroshima tram fares	58	Table 47. Content for students and sponsors	75
Table 15. Kyoto train fares	34	Table 31. Hiroshima bus fares	58	Table 48. Website categories and the information they contain	76
Table 16. Kyoto taxi fares	35	Table 32. Hiroshima train fares	59	Table 49. Table of Authors	85
		Table 33. Hiroshima taxi fares	59	Table 50. Table of Roles	87

Introduction to the Viability of a Japan IQP

Over the past 10 years, WPI has increased student enrollment by 43% (WPI, 2017). WPI's curriculum requires every student to complete an Interdisciplinary Qualifying Project (IQP) before graduation. The IQP focuses on the intersection between science and technology within society, allowing students to develop critical thinking skills applied to real world projects. The student demand to go abroad increases every year as the student population increases. Therefore, WPI must ensure that all students have options if they would like to go abroad and that enough sites exist to accommodate all interested students.

Students have already shown great interest in participating in the Japan IQP center, as 39 applied for the center in B-term of 2018 (deWinter, 2018). WPI already has connections in Japan due to the established MQP centers at Osaka University and Ritsumeikan University. WPI used to have an IQP center in Japan in the 90s, but the Kobe earthquake in 1995 caused significant infrastructural damage and became hazardous for WPI students (Britannica, 2008). Our project seeks to reestablish this IQP center option for students in the future.

To achieve this goal, we explored the many different aspects of an IQP project center, such as living logistics, sponsor availability, and expenses. We analyzed these aspects of an IQP relative to Japan in order to recommend the best city for the new project center's location. We evaluated Kyoto, Hiroshima, and Tokyo as potential project center sites, and chose Kyoto based on the results of our research and on-site investigations. We made recommendations for the logistics of the future project center, such as the term, PQP structure, and the site website.

We believe that the demand from IGSD and students has proven that WPI would benefit from an IQP center in Japan. After analyzing the three cities, we recommended Kyoto as the best location for the Japan IQP project center for its potential sponsors, viable living logistics, and affordable cost.

Methods of Evaluating Aspects of an IQP

We discuss the methods used to evaluate potential sponsors, living logistics, and to assess the demand and sustainability of establishing a project center in Japan in this section. We reached our conclusions and recommendations by applying these methods.

We created the following methods of evaluation to answer the following questions as seen in Figure 2.

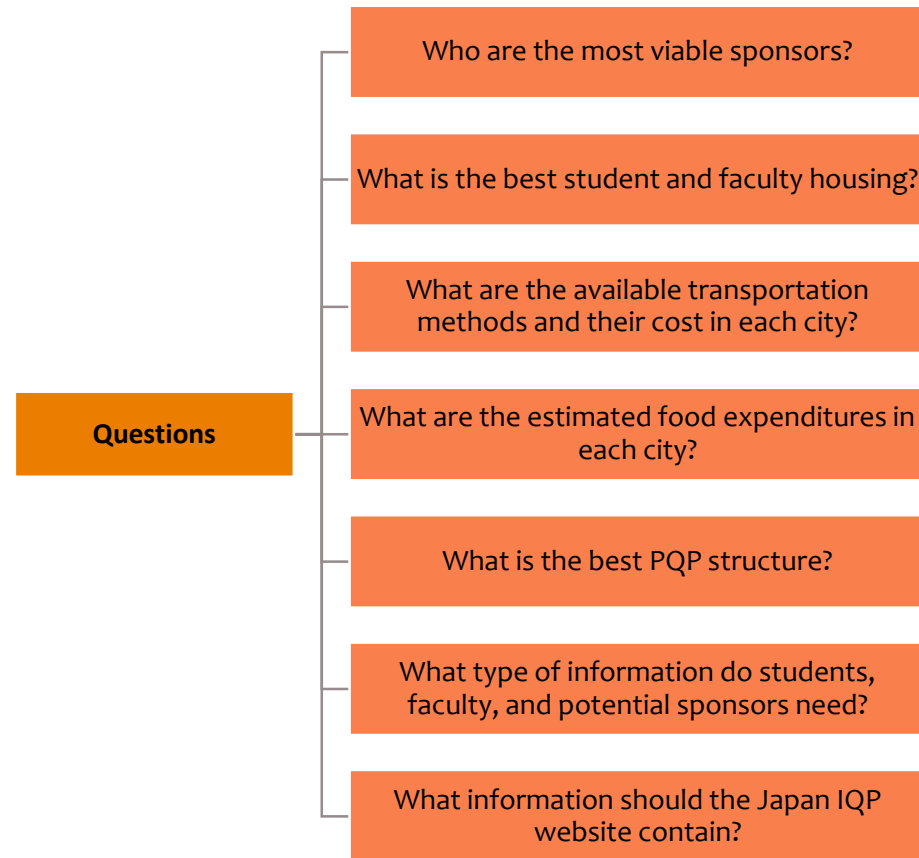


Figure 2. Questions guiding the methods of evaluation

Sponsor Analysis

We created a **standard sponsor evaluation form to evaluate potential sponsors**. Also, the museums, shrines and temples, universities, and local governments categories developed supporting material to better meet the needs of their assessment.

Standard Sponsor Evaluation Form

To evaluate sponsors in a standardized manner, **we developed a form to evaluate them using the same criteria** (see Appendix A.1 and Figure 3). Certain categories of sponsors, like museums, required slightly modified criteria, so they created a different form based on the original. We evaluated the sponsors based on their size (small, medium, or large), internet availability, bathrooms, prior work with students, nearby food shops, English ability, willingness to work with WPI, ease of contact, and the amount of workspace available for students. For each non-multiple-choice category, we assigned a score from 1 to 5, with higher scores indicating better meeting of the criteria. Each category has a section for comments for us to elaborate on why we

provided the score we did as well as a section for final comments.

Size

We evaluated the size of the sponsor based on a **combination of the number of staff members, the prestige of the sponsor, and the size of the area the building occupies**. For example, a large sponsor would be one associated with the United Nations, or a shrine as large and well-known as Fushimi Inari. A small sponsor would be a startup or a small temple such as Yuseiji. Each category of sponsor weighs the size of the sponsor differently, as explained in the specific sponsor sections. We recorded sizes as small, medium, and large. The size of the sponsor impacts each sponsor category differently, so we did not assign a point scale.

Internet

Ideally, students should have **internet on-site**, especially to complete project work and improve communications with LINE. We did not award a score in this category, because we could only select yes, no, or unsure.

Bathrooms

If students work on-site for roughly eight hours per day, they will require a restroom. For example, if the students are at a remote

shrine for work and the nearest restroom is an hour's walk away, then we would disqualify that sponsor from being a possibility. **The sponsor should also own the closest restroom**, otherwise students would either have to pay or disrupt an external organization to use their restrooms. Once again, we awarded no score in this category because we could only select yes, no, or unsure.

Prior Work with Students

We checked if sponsors have already worked with university students, as **those with prior experience would likely have precedents that would make establishing a partnership simpler**. We did not award a score in this category because we could only select yes, no, or unsure.

Nearby Food Shops

Students require at least a lunch break during their workday, **thus we analyzed the availability of food nearby** when evaluating sponsors. We interpreted nearby as within a 10-minute walk away. We did not award a score in this category because we could only select yes, no, or unsure.

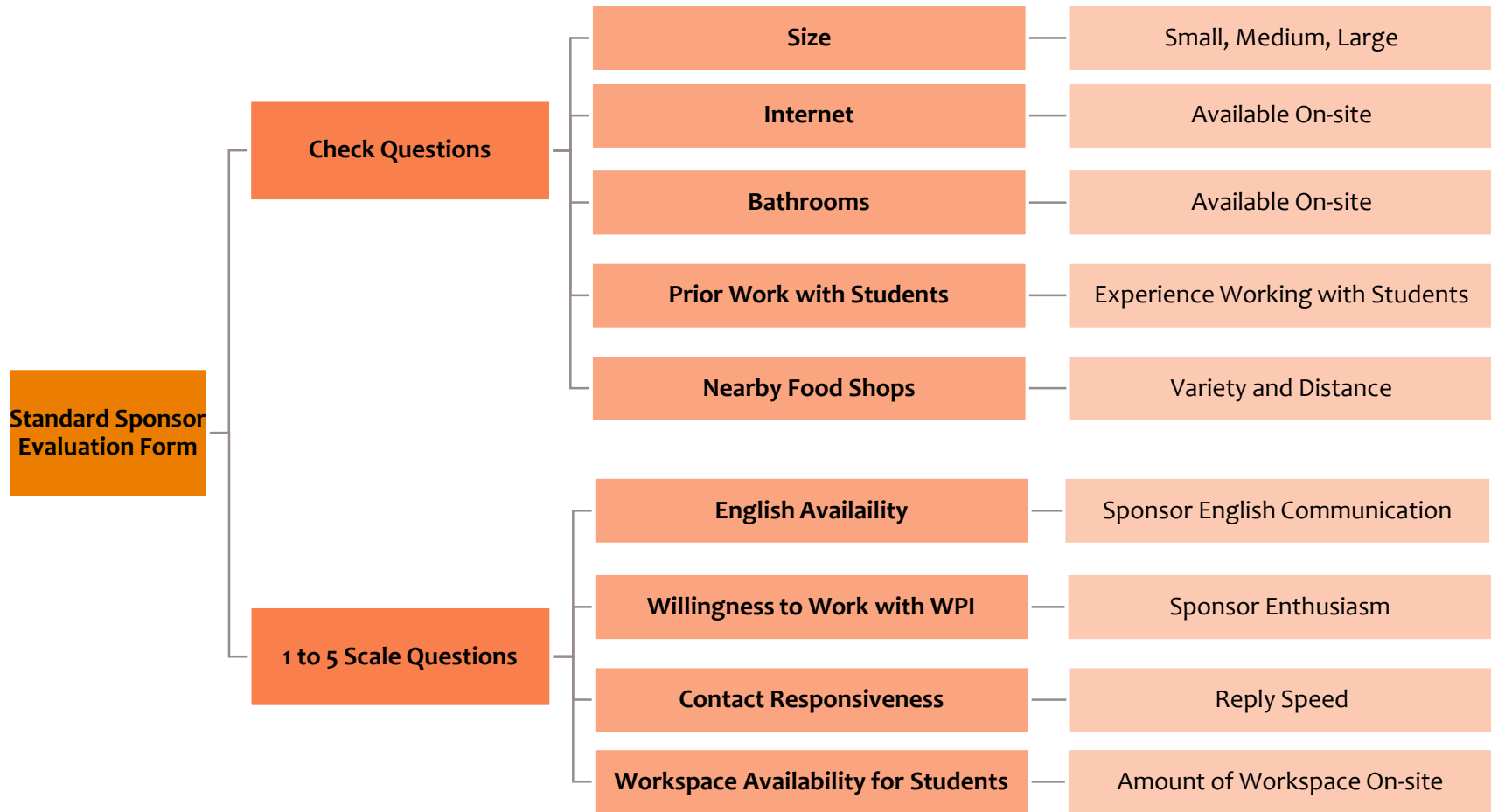


Figure 3. Overview of the *Standard Sponsor Evaluation Form*

English Ability

We require sponsors to have at least one person that **speaks understandable English** who can serve as a contact for the IQP team. This category uses the scoring system based on our experience communicating with the sponsor, as we consider them acceptable as long as they receive a three or above in this category.

Willingness to work with WPI

We measure the **willingness of a sponsor to work with WPI** as we can only set up a project with them if they would like to cooperate. We scored this category based on the sponsor's enthusiasm about working with WPI during our communications with them. We required a score of at least a three out of five in order to be considered in the ranking. We would not disqualify a sponsor that we could not communicate with because we could not measure their enthusiasm.

Contact Responsiveness

We awarded a score based on the **responsiveness of the sponsor**, after communicating with them. However, some sponsors never replied to our initial contact, for reasons such as suspected spam or lost emails, so we did not disqualify them based on their scores in this category.

Workspace Available for Students

This category is important mainly because the students require work space to develop their project. We prefer **the sponsor to provide working space for the students**, especially if the work cannot be completed at the students' living space or other workspace. We scored this category based on our communications with sponsors and our assessments of the area.

Local Governments Evaluation

We evaluated local governments **mainly by researching them** since we determined that we could only establish a partnership if we already had a known contact within any department. The rigid governments in Japan rarely accept outside help. Therefore, **we only listed the different government offices and their roles** for each city based on our research.

Museums Evaluation

While analyzing Kyoto, Hiroshima, and Tokyo, we looked at popular and well-known museums as potential sponsors. These different cities all contain an enormous number of museums that impact their communities. Communication posed the greatest challenge, with specific difficulties in

receiving responses to our inquiries or finding a representative who speaks English. We found that many museums would delete any initial e-mails or correspondences written in English as a way to combat spam and viruses. When determining the best museum sponsors, the most **important factors** included:

- **Contacting museum**
- **English communication**
- **Likelihood of working with WPI**

We had difficulty contacting most of the museums, specifically the small ones that lacked English speakers. However, some museum websites provided us with helpful contact information, making it easier to send them an inquiry. We also placed importance on the relevance and impact of these museums, measured by the number of tourists visiting the museum, and whether the exhibits provided sufficient language support for them.

Throughout our research, we examined the mission statement of each museum to ensure that the statements coincided with WPI's intent. We also investigated their background and history and identified four major themes that would best evaluate the museums. We created a separate score using these themes to determine which museums deserved our

focus the most. These **four themes** include **size, English support, website quality, likelihood of participation** and we scored them all on a five-point scale. We also created a **communication category** which stated whether the museum responded to our inquiry. This scoring system allowed for a more accurate assessment and, based on its criteria, it allowed us to determine the three best potential sponsors to investigate in more detail.

NGO and NPO Evaluation

We evaluated potential sponsors in the category of NGOs and NPOs using the Standard Sponsor Evaluation Form. We assumed that most of the organizations that we met with would have Wi-Fi, restrooms, and food shops nearby due to their locations in the city. Thus, **we determined that the main factors of a successful NGO or NPO sponsor included:**

- **Location**
- **Willingness to work with WPI**
- **Ease of contact**

The location of the workplace would impact student transportation fees and the amount of time students would spend traveling to the project location. The willingness of a sponsor would impact setting up a project center,

affecting their cooperation. Finally, the amount of time the sponsor would take to reply to communications would impact the students' ability to obtain guidance for completing the project, as well as the IGSD's ability to create and maintain a project center.

Technology, Society, and Sustainability Evaluation

We evaluated potential sponsors in the category of Technology, Society, and Sustainability using the Standard Sponsor Evaluation Form. Most of these organizations had English support, so language did not impact the recommendation of NGOs and NPOs. **The main factors that determined the success of a sponsor in this category included:**

- **Size of organization**
- **Internet available (Wi-Fi)**
- **Location**
- **Willingness to work with WPI**
- **Responsiveness when contacted**

The size of the sponsor would impact the amount of bureaucracy that students would deal with during their project, as well as the amount of time the sponsor would dedicate to the students. The sponsor's internet

support would ensure that the students have methods of communication while on-site. The sponsor's location would impact travel time to reach the project site, as well as the transportation costs. The sponsor's willingness to work with WPI impacted their ranking as well due to effects on sponsor cooperation.

Shrines and Temples Evaluation

We evaluated shrines and temples by using the Standard Sponsor Evaluation Form. These religious institutions serve as cultural centers for Japan, often playing a pivotal role in Japanese history. Most Japanese citizens identify with either Shinto or Buddhism, thus the local population frequently visits shrines and temples (Statista, 2017). **We used the following three main factors to evaluate shrines and temples:**

- **English communication**
- **Willingness to work with WPI**
- **Amount of foreign visitors**

When evaluating these institutions, we focused mainly on the English-speaking ability of the possible sponsor. We measure English ability as students could not communicate with the sponsor without the need of a linguistic aid. Aside from English

communication, we analyzed the general willingness to work with WPI students as some locations do not want any help, even if we believe they require it.

Finally, we measured the number of foreign visitors at each shrine and temple. The popular locations may require assistance with English-speaking tourists. For example, a potential project could involve creating solutions for communicating information about the location to the visitors. However, if they do not receive many foreign visitors, this can also indicate that we can establish a project to attract more English-speaking visitors.

Universities Evaluation

We evaluated the potential sponsors in the university category using the Standard Sponsor Evaluation Form. All of the universities would have Wi-Fi, restrooms, transportation, and food shops nearby.

While it is important to confirm **these factors, we determined that the main factors differentiating universities include:**

- **The sponsor's location**
- **The sponsor's past projects**
- **The sponsor's English support**
- **The sponsor's willingness to work with WPI**

We considered the location of universities as it would impact the transportation fees and the amount of time students would spend traveling to the project location. The location includes the nearby facilities, such as transportation and food. The sponsor's past project experience indicates whether the university has worked on projects similar to the IQP, thus impacting how easy it would be to form a project with them. Although universities likely have some English-speaking faculty, we require English support to sponsor a project. Due to the difficulty of establishing communication with universities in Japan, we place importance on measuring the willingness of the sponsor to work with WPI. However, once we established communication and the university showed interest in working with WPI, they would have a higher likelihood of becoming a potential sponsor.

Living Logistics Analysis

The living logistics we analyzed included potential housing for students and faculty, transportation methods and their costs, and an estimated budget for food expenses.

Housing Evaluation

We evaluated housing mainly **through research**. We visited and contacted hostels to ensure that 24 students could stay for a period of seven weeks. We analyzed other housing options through their webpages and by contacting the owners.

We created a Google form to ensure the proposed potential housing met our standards. We based this form on an example provided by the IGSD department at WPI. See Appendix A.3 for a sample of the housing form. **For advisor housing, we considered the distance to student housing when researching options.**

Transportation

We researched the cost and best methods of transportation for each city. We considered price and efficiency when reaching conclusions and recommendations.

Food Evaluation

To approximate the total cost of food for the Japan project center, **each team member kept track of their own meal expenses and entered the data into a Google form** on a daily basis (See Appendix A.4). We divided the form into three categories to record all purchases. We defined the categories as:

- **Dining out**
- **Groceries**
- **Snacks**

We defined the dining out category as full meals purchased in restaurants or shops. We defined the groceries category as ingredients and food used to cook or to eat in the provided housing. Finally, we defined the snacks category as small food purchases that would not entail a full meal (i.e. ice cream, food vendor). We calculated the average food costs from each day and then extrapolated the data to determine the approximate food cost of the Japan project center for seven weeks. We increased this estimate by 20% to account for unforeseen expenditures.

We only calculated estimates of food expenditures while in Kyoto, since the team commuted daily to both Hiroshima and Tokyo. While in these cities, we evaluated food by observing the cost of restaurants as

well as convenience stores instead of by using our evaluation forms. We used an online calculator to compare the cost of living to estimate the food expenses in both Hiroshima and Tokyo.

Tourism Evaluation

We evaluated tourism based on each city's most popular entertainment and attractions. When establishing other project centers, tourism plays an important role in deciding the city (deWinter, 2018). However, since Kyoto, Hiroshima, and Tokyo all have an abundance of attractions, we did not explicitly analyze tourism. Rather, for the city that we selected, we explained some of the tourist attractions that would best advertise the project site.

Pre-Qualifying Project (PQP) Evaluation

The Pre-Qualifying Project (PQP) requirement is a culture and language preparatory course to educate students completing global projects about the country they will be traveling to. Students take this course the term before the IQP, or a full semester in advance. **To determine how the PQP should be run** for the Japan IQP project center, we used the following methods (See Figure 4):

- **Interviews with IQP site directors**
- **Interviews with the returning Japan MQP students from the fall of 2017**
- **The survey we sent to all of the first-year students at WPI**
- **Our own experiences in PQP and Japan**

These methods helped us gauge whether students should have a one- or two-term language and cultural preparation class. They also helped determine the essential topics for living in Japan that professors should cover in PQP.

Interviews with IQP Site Directors

We interviewed IQP site directors over email **to learn about the different PQP structures as well as their benefits** (See Appendix D.3). In these emails we asked them to provide details about:

- **The structure of their PQP**
- **Why the structure was chosen**
- **The benefits of the structure**

These questions provided further insight into the various PQP structures as well as their advantages. The professors' responses allowed us to decide the best structure as well as the recommended topics to be covered. The three centers that we chose to email, Denmark, India, and Thailand, all have either an extra term of PQP or extra PQP requirements over what a standard IQP would have.

Interviews with the Returning Japan MQP Students

In order to obtain information on the past experiences of students who traveled to Japan, the team interviewed several MQP students who traveled to Japan during A-term 2017 (See Appendix B.2). The questions focused on **language preparation**, their **preferences for PQP**, and **information that**

they would have liked to know before arriving in Japan.

First-Year Student Interest Survey

In order to obtain data on the first-year students' expectations when applying to IQP project centers, we created a survey that measured their interests and the factors that affect the centers to which they apply. The survey asked a series of questions, but we focused on **whether the students preferred a one- or two-term PQP** (See Appendix C.1). These results would allow us to determine whether a two-term PQP would negatively impact student interest.

Our Experience in PQP and Japan

Our personal experiences in our PQP and in Japan provided useful information for determining the content of the future PQPs. We analyzed how what we learned in PQP has contributed to our daily lives in Japan. For example, we provided recommendations on what the language component of PQP should focus on based on the extent to which we used our Japanese.

Website Evaluation

To determine the content for the project website, we first considered the type of audience that the Japan project center website should target (See Figure 4). After talking with our advisor, we determined the audiences to include sponsors and students. To tailor the content for these audiences, we analyzed the current existing project center websites. We looked at the most common ways to organize the data on the websites and considered how well these categories suit our needs. In addition, we used the information that potential sponsors would frequently ask us during meetings and emails to help determine the necessary content that students would require.

Afterwards, we analyzed the existing project center websites by their various templates, such as WordPress, for creating the website itself. We compiled this information in order to make our conclusions and recommendations for the Japan IQP website in the form of a sitemap.

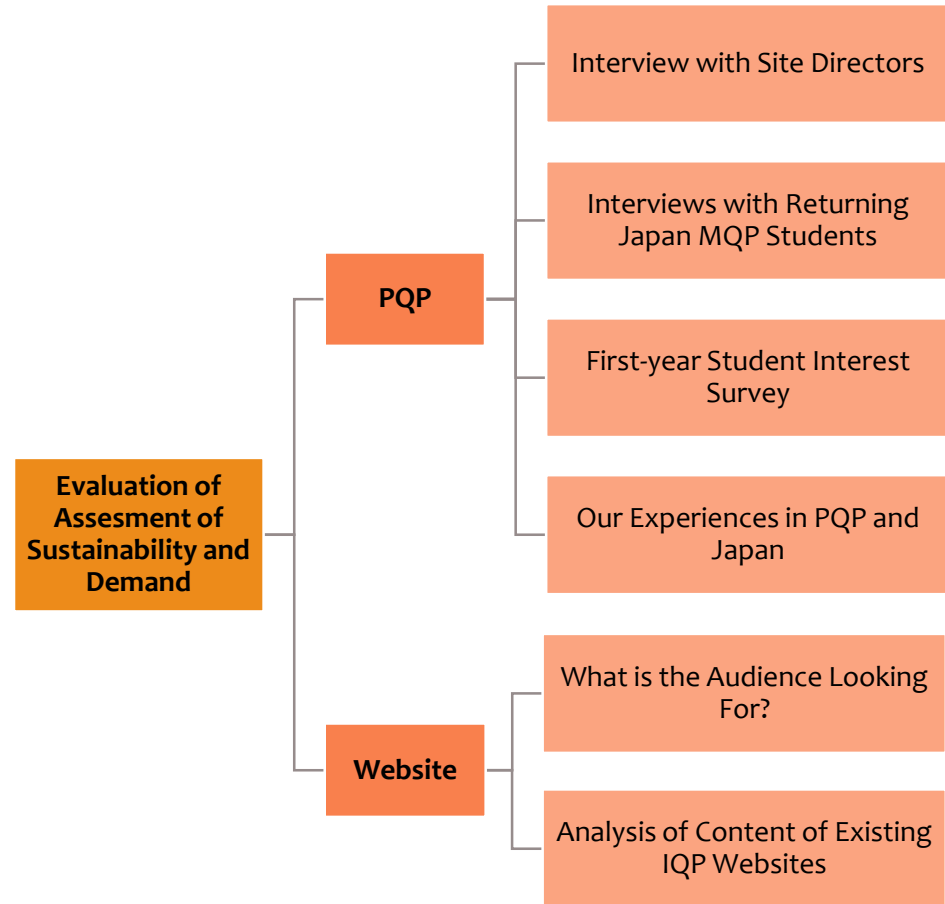


Figure 4. Assessment of sustainability and demand evaluation criteria

Analysis of Kyoto as a Project Center

Introduction to Kyoto

Kyoto, once the imperial capital, is the third largest city in Japan. It has preserved its extraordinary historical value despite the many fires and wars that have threatened the city. Due to its richness in shrines, temples, artisans, and gastronomy, we selected Kyoto as a potential project center.

Kyoto has struggled to adapt to the modern world. As the cultural center of Japan, many people would like to preserve the city's ancient style. New constructions, such as Kyoto Station, have spiked controversy among citizens due to their modern designs. The city's aging population and brain drain have caused a decay in population. Kyoto's industries develop at a slower pace than the other major cities', thus much of the young talent has migrated to other urban centers of Japan (OECD, 2018). Many organizations and locals that try to revert these effects in the city that could potentially partner with WPI. Kyoto faces many challenges that can turn into opportunities for students to explore while meeting the vision of the IQP.



Figure 5. *Kyoto seen from a map of Japan*

Sponsors in Kyoto

Through our analysis of Kyoto, we identified thirteen potential sponsors that belong to the categories of museums; Technology, Society, and Sustainability; shrines and temples; local governments; and universities. A complete list of all the approached potential sponsors can be found in Appendix E. Organizations we considered as potential sponsors to look further into can be seen in Figure 6.

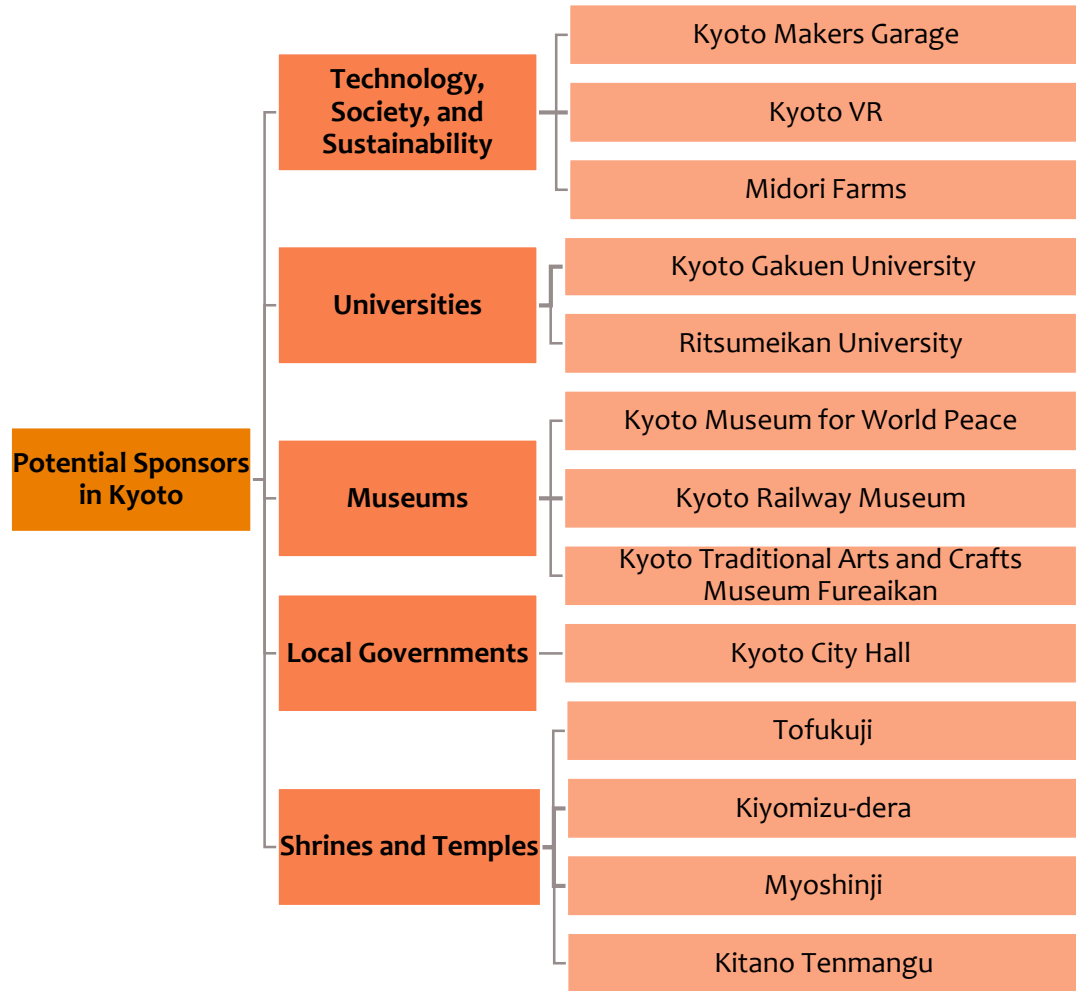


Figure 6. Potential sponsors evaluated in Kyoto

Non-Governmental and Non-Profit Organizations in Kyoto

Kyoto attracts many organizations to cooperate and work to improve communities by using methods such as women's empowerment, international relief, and the development of individuals.

Communication challenged us when assessing NGOs and NPOs as potential sponsors, as they only granted visits by appointment. This condition made it difficult to assess their English-speaking ability and willingness to sponsor projects. Many NGOs and NPOs translate their websites using the Google Translate feature, so English websites could not guarantee that they can communicate effectively in English. Their websites only provided insights about their mission, type of organization, and their work. However, we could not infer which organizations would be good fits to become potential sponsors based on this limited information. A detailed summary of all the organizations contacted and their information can be found in Appendix E.4.

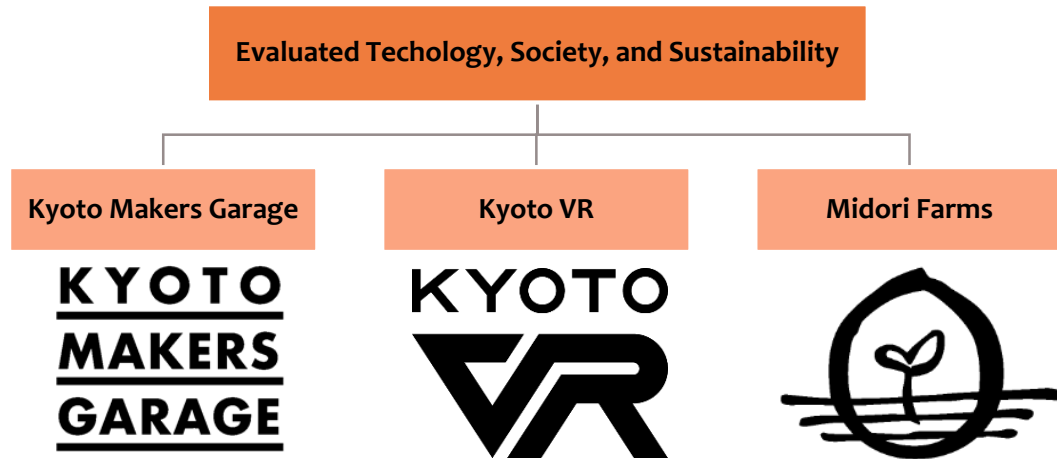


Figure 7. Technology, Society, and Sustainability organizations to be considered.

Technology, Society, and Sustainability

The fields of technology, society, and sustainability share a similar **goal of improving Kyoto's society** either by making tourism opportunities more accessible through the use of VR or by increasing the sustainability of farms. The Technology, Society, and Sustainability organizations that we considered as **potential sponsors** to investigate further can be seen in Figure 7.

Kyoto Makers Garage

Contact Information	
Name	Sabrina Sasaki
Position	Marketing & Sales
Email	sabrina@makersboot.camp
Phone	N/A

We met with Sabrina Sasaki of Kyoto Makers Garage in January and learned that they **seek to promote an entrepreneurial mindset** among the citizens of Kyoto by providing resources for startups and a makerspace for prototyping. They believe that WPI students and their engineering experiences can help promote maker culture among the Japanese students. During our meeting she showed enthusiasm for the potential partnership.

Using the Standard Sponsor Evaluation Form, we awarded Kyoto Makers Garage an overall score of 19/20 (See Table 1). Kyoto Makers Garage is a small, new startup funded by the city of Kyoto. They have a few tables where the students could attend meetings, but they have a small amount of space. However, there are many research buildings nearby, sponsored by ASTEM, that have lobbies open to the public with free Wi-Fi. Also, the nearby Starbucks has a bookstore with a large seating area.

Potential Projects

- Development of strategies to attract students to the maker community
- Research youth perspective on entrepreneurship
- Strategies to incorporate entrepreneurship mindset to housewives
- Educational programs about how to become an entrepreneur




Figure 8. Kyoto Makers Garage

Table 1. Scores for Kyoto Makers Garage

Major Themes	Score	Strengths	Weaknesses
English Communication	5/5	Main language of communication is English	N/A
Willingness to work with WPI	5/5	Many projects aimed to benefit students in the area.	No funding to start new projects. Originally funded by Kyoto City.
Work Space Availability	4/5	Bookstore located within 10 min and public lobbies with internet access.	The makers garage itself has a small workspace with only a few tables
Ease of Contact	5/5	Reply to emails and messages promptly.	N/A
Meeting	Yes	Meeting Comments: They believe American students can offer a different approach to many challenges faced by Japanese youth. WPI students' experiences with maker culture could inspire the Japanese students to become entrepreneurs.	
Total	19/20		

Kyoto VR

Contact Information	
Name	Atticus Sims
Position	Co-Founder, CEO
Email	atticus@kyoto-vr.com
Phone	+81 904 504 4733

We met with Atticus Sims, founder of Kyoto VR, in February and learned that his organization aims to provide people with the ability to **enjoy Kyoto through the use of VR goggles**. They aim to render all of Kyoto in 3D so that people can explore it using VR. They currently have a partnership with the City of Kyoto that supports their work.

Using the Standard Sponsor Evaluation Form, we awarded Kyoto VR an overall score of 19/20 (See Table 2). The founder speaks fluent English and has a personal interest in helping the students. Kyoto VR would like to partner with WPI to receive assistance with their projects and to provide the students with an enriching experience that would help allow people around the world enjoy the beauty of Kyoto from the comfort of their homes.

When asked about workspace, he initially offered public spaces nearby, indicating that Kyoto VR has little room of its own. In email

correspondences, he responded promptly, indicating effective communication for future IQP teams.

Potential Projects

- Data collection of touristic places
- Compilation of cultural information of the digitalized temples
- Analysis of their impact



Figure 9. Kyoto VR

Table 2. Scores for Kyoto VR

Major Themes	Score	Strengths	Weaknesses
English Communication	5/5	Main language of communication is English	N/A
Willingness to work with WPI	5/5	Contact is a former professor who enjoys providing projects for educational purposes	N/A
Work Space Availability	4/5	They have some office space. There are nearby public workspaces like Yokai SOHO	Company workspace is limited and they seemed less enthusiastic about using it.
Ease of Contact	5/5	Replied to emails and messages promptly	N/A
Meeting	Yes	Meeting Comments: Enthusiastic about working with students since the founder was a professor himself. They have many projects to digitalize the city of Kyoto and receive funding from the local government. They would appreciate having WPI students assist them to have a greater amount of laborers for projects they need to complete.	
Total	19/20		

Midori Farm

Contact Information	
Name	Chuck Kayser
Position	Founder
Email	midorifarm.kutsuki@gmail.com
Phone	N/A

We met with Chuck Kayser, founder of Midori Farm, and learned that his group **aims to increase the sustainability of organic farming in the Kyoto area**. He showed excitement at the opportunity to receive the assistance of WPI students in implementing his many ideas for solving Kyoto's farming problems. Midori Farm aims to implement modern technology into the farming process, potentially encouraging young Japanese to become farmers. They also convert fallow farmland into reusable plots of land.

Using the Standard Sponsor Evaluation form, we awarded Midori Farm an overall score of 18/20 (See Table 3). Midori Farms has a medium-sized farm located about 40 minutes north of Kyoto, close to Takashima City. No transportation system directly goes to the farm, and the commute would take approximately an hour. However, the founder and his partners travel to the farm three times a week, and they offered to drive

students there if allowed by WPI. The farm has space for field work but has limited working space. They responded to our emails promptly.

Potential Projects:

- Researching and developing farm solutions
- Strategies to attract young Japanese to participate in farming
- Educational materials and training programs for farmers



Figure 10. Midori Farms

Table 3. Scores for Midori Farms

Major Themes	Score	Strengths	Weaknesses
English Communication	5/5	Main language of communication is English	N/A
Willingness to work with WPI	5/5	Many projects to benefit the farming community	No funding to start new projects.
Work Space Availability	3/5	There is a house in the farm that can host many people	One hour commute from the city and no near shops to use as workspace.
Ease of Contact	5/5	Reply to emails and messages promptly.	N/A
Meeting	Yes	Meeting comments: Extremely enthusiastic to work with WPI since they intend to approach one of Japan's biggest challenges, sustainable farming, and persuade youth to return to farms. Studies, data collection, and research need to be done to help their mission. Unfortunately, they do not have enough personnel and resources.	
Total	18/20		

Universities in Kyoto

University students compose about 10% of the population in Kyoto. Compared to other cities in Japan, Kyoto ranks number one in terms of universities (Study Kyoto, n.d.). Kyoto universities offer a wide range of studies from technical research problems to studies in culture and history (Study Kyoto, n.d.). When evaluating universities in Kyoto, we began by pinpointing the international student department to identify English-speaking contacts. Based on this data, we determined that in Kyoto the two best potential university include Kyoto Gakuen University and Ritsumeikan University as seen in Figure 11.

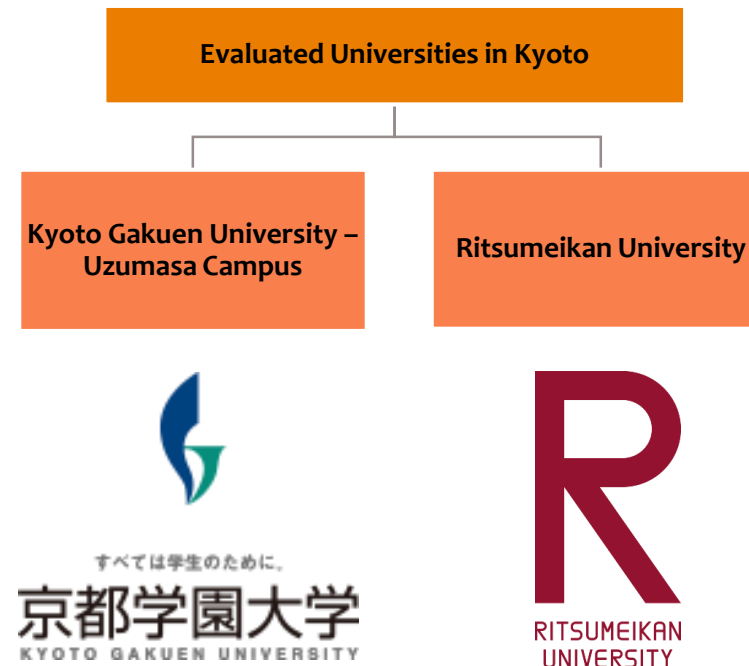


Figure 11. Potential universities evaluated in Kyoto

Ritsumeikan University

Contact Information	
Name	Francis Xavier Otieno, Ph.D.
Position	Assistant Professor College of Policy Science
Email	otienofx@fc.ritsumei.ac.jp
Phone	+81-72-665-2252 (office)
Campus	Iwakura-cho, Ibaraki, Osaka

Name	Noma-Sensei
Email	hanoma@fc.ritsumei.ac.jp

Name	Lopez-Sensei
Email	gulliver@media.ritsumei.ac.jp

Ritsumeikan University is one of the best universities in the Kansai region with excellent international and social projects (UniRank, 2018). Ritsumeikan already collaborates with WPI by providing MQP projects every year. Upon meeting with three faculty members in the different campuses, we were able to discuss a potential partnership between Ritsumeikan and WPI.

Osaka-Ibaraki Campus Meeting

We met with Professor Francis Otieno from the College of Policy and Science on February 6, 2018. He was very enthusiastic

about working with WPI, as they are looking to launch an online learning tool to be able to lecture students remotely all over the world.

Potential Projects:

- Assessment of how to create an online teaching tool
- Impact of online classes
- Structure or curriculum of short online courses

Biwako-Kusatsu Campus Meeting

We met with Noma-Sensei and Lopez-Sensei from the Media Experience Lab on

February 28th, 2018. They were interested in working with us, given that WPI works closely with his lab for the MQP projects. They were very interested in projects regarding city infrastructure and tourism.

Potential Projects:

- Increasing the ability of public transportation to handle more foreign visitors
- Analyzing the effects of introducing Uber on the taxi industry
- Increase tourism in other parts of Japan besides Kyoto and Tokyo
- Increase tourism through health-based activities

Table 4. Ritsumeikan University Evaluation Data

Category	Score	Comments
Quality of Life	5/5	Campuses offers a wide variety of food and transportation options, and has plentiful workspace. Very large university
International/Social Program	5/5	Partners with WPI for the MQP
English Speaker	4/5	Many students and faculty speaks English
Likelihood of Participation	5/5	Dr. Otieno, Noma-Sensei, and Lopez-Sensei are interested in establishing a partnership
Communication	Yes	Meeting Notes: Dr. Otieno was enthusiastic about working with WPI to create an online teaching tool. Noma-sensei and Lopez-sensei were also interested in projects reduce tourism congestion in the Kyoto area and increase tourism in the surrounding areas
Total	19/20	

Kyoto Gakuen University Uzumasa Campus

Contact Information	
Name	Atsuko Okamoto
Email	zokamoto@kyotogakuen.ac.jp
Phone	N/A

Kyoto Gakuen University aims to develop people who can think autonomously and act on a global scale (Kyoto Gakuen University, 2017). The university focuses on social sciences, medical and health, humanities and natural sciences.



Figure 12. Kyoto Gakuen University

The relatively small Kyoto Gakuen University Uzumasa campus contains only two buildings. Both buildings are newly constructed, and the university plans on adding two more buildings in the future. This immediate goal could potentially lead to unique project opportunities.

When visiting the campus, we communicated with Atsuko Okamoto, an English-speaking contact, who happily gave us a tour and exchanged contact information.

We could not ascertain their interest in sponsoring a project, but we believe Kyoto Gakuen University has excellent potential for sponsorship. Their four areas of focus have social relevance, so we could possibly help them take their classroom studies into real-world international or social projects (See Table 5).

After visiting the university, we determined several **possible projects** which include:

- Researching impact of new buildings
- Help launch programs to increase student registration
- Study relationships between technology and society

Table 5. Kyoto Gakuen University Evaluation Data

Category	Score	Comments
Quality of Life	5/5	Modernized buildings, good equipment, transportation, and workspace
International/Social Program	3/5	Their situation developing their university structure is a form of social program
English Speaker	4/5	There are a few English speakers, despite not having English courses
Likelihood of Participation	4/5	Interest was established in person but unsure overall. There are unique IQP possibilities here.
Total	16/20	

Museums in Kyoto

Compared to other prominent cities in Japan, Kyoto has a large supply of museums devoted to everything from history, arts, culture, and more (Japan Guide, n.d.). These different museums are typically place an importance on their impact in the community. They range from a variety of sizes and all display different aspects of Kyoto’s history and culture.

We compiled a list of fourteen museums and ranked them using our scoring system. We also created a table based on our communications with the potential museums (See Appendix E.1). Based on this data, we determined that in Kyoto the three best potential sponsors to look further into would include:

- **Kyoto Museum for World Peace**
- **Kyoto Railway Museum**
- **Kyoto Traditional Arts and Crafts Museum**

- **Kyoto Museum for World Peace**
- **Kyoto Museum of Traditional Crafts**
- **Kyoto Railway Museum**

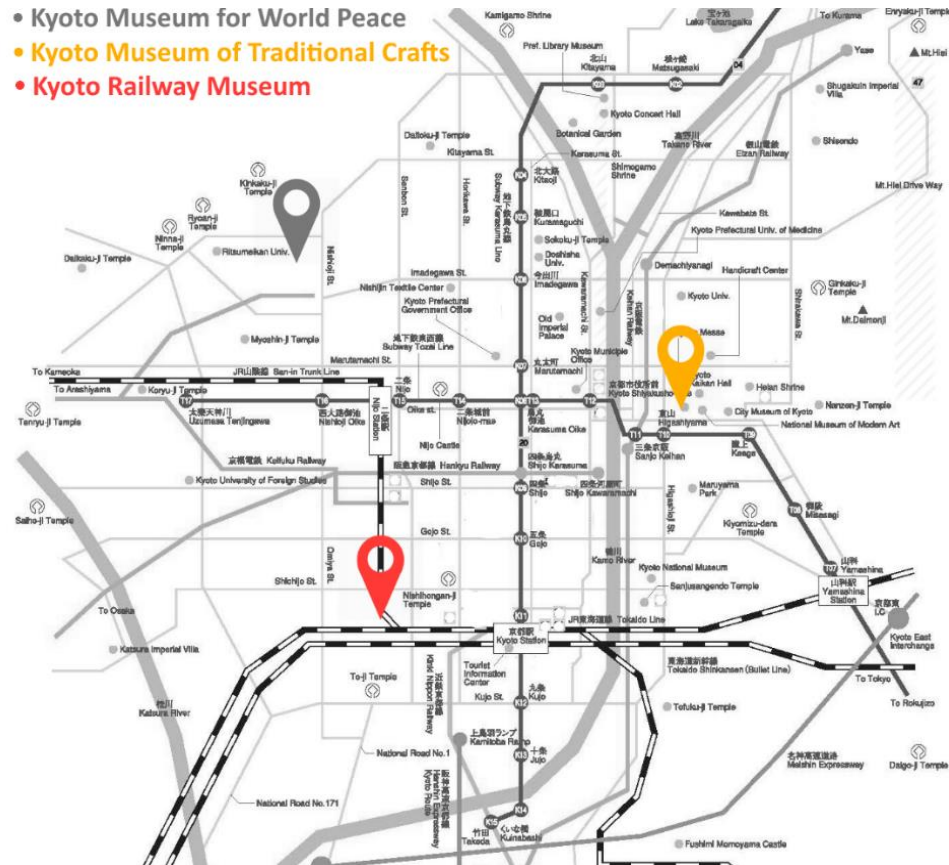


Figure 13. Museums in Kyoto

Kyoto Museum for World Peace

Contact Information	
Phone	075-465-8151
Fax	075-465-7899

The Kyoto Museum for World Peace website displays their mission statement as follows: “to promote the development of a peaceful society and to foster the understanding necessary to build a peaceful world” (Kyoto Museum for World Peace, n.d.). The mission statement of this museum coincides with WPI’s IQP objectives as it addresses social issues and human needs. We evaluated this museum using our scoring system and found that it ranked high among the four categories that we selected (See Table 6).

Ritsumeikan University runs this museum as part of its Kinugasa campus. Through WPI’s Ritsumeikan University contact, Noma Sensei, communication with this museum may be easier. Through an open letter from the museum’s director, they seem to have many potential projects (Kyoto Museum for World Peace, n.d.).

These potential projects include:

- Diversifying museum visitors
- Enhance visitors experience
- Increasing total visitors
- Improve/update English website

Currently, the museum receives around 50,000 visitors annually, with school groups comprising two-thirds of them. The museum director aims to diversify this number as well as increase the total number of visitors to continue spreading their message of world peace. We could not establish communication with this museum, but we still acquired their contact information.



Figure 14. Kyoto Museum for World Peace

Table 6. Scoring Evaluation of the Kyoto Museum for World Peace

Major Themes	Score	Strengths	Weaknesses
Size	3/5	Had a large building with a function hall and meeting rooms connected with Ritsumeikan	Only two floors of exhibits and may not have enough for students to do
English Support	3/5	Had a detailed English booklet and an English speaking guide	Few English translations and second exhibit had none
Website Quality	4/5	Website is available in English and the menu is clearly defined	It is not completely finished and has incomplete pages
Likelihood of Participation	4/5	Connected with Ritsumeikan and worked with students in the past	May not have any English contacts
Total:	15/20		

Kyoto Railway Museum

Contact Information	
Phone	0570-080-462

The Kyoto Railway Museum has a mission “to contribute to the revitalization of local communities through business activities centered on the railway” (Kyoto Railway Museum, n.d.). The mission statement of this museum coincides with WPI’s IQP objectives as it uses science and technology to promote the social significance of the railway business. This museum opened on April 26th, 2016 and was one of the largest that we had evaluated (Kyoto Railway Museum, n.d.). We evaluated this museum using our scoring system and found that it ranked high among the four categories that we selected (See Table 7).



Figure 15. Kyoto Railway Museum mascot

The Railway Museum has a partnership with the JR line, which could provide us with additional sponsors and projects in the future. After visiting this museum, **we created a list of potential projects** that would help in the development of their museum. These projects include:

- **Improving exhibit translations**
- **Analyze visitor demographics**
- **Analyze exhibit popularity**

We believe these projects have relevance due to the lack of English translations on the exhibits and the popularity of the museum.

We could not establish communication with this museum, but we still acquired their contact information.



Figure 16. Kyoto Railway Museum

Table 7. Scoring Evaluation of the Kyoto Railway Museum

Major Themes	Score	Strengths	Weaknesses
Size	5/5	Large museum with lots of exhibits	N/A
English Support	2/5	Some signs were translated into English	Not a lot of the exhibits were translated into English
Website Quality	5/5	Available in English and the menu is clearly defined	N/A
Likelihood of Participation	3/5	Have lots of possibilities for projects	Not currently partnered with any universities
Total:	15/20		

Kyoto Museum of Traditional Crafts Fureaikan

Contact Information	
Phone	075-762-2670
Fax	075-761-7121

The Kyoto Museum of Traditional Crafts Fureaikan has a mission “to display the essence of Kyoto history and culture as it brings together all of the 74 categories of Kyoto traditional industries” (Kyoto Museum of Traditional Crafts, n.d.). The mission statement of this museum coincides with WPI’s IQP objectives as it aims to share Kyoto’s historical culture with the community. We evaluated this museum using our scoring system and found that it ranked high among the four categories that we selected (See Table 8).



Figure 17. Kyoto Museum of Traditional Crafts Fureaikan

The museum is found within the same building as several other independent exhibits, so if we establish a connection with the Museum of Traditional Crafts Fureaikan, WPI may be able to expand to these other options as well. While visiting this museum, we determined possible projects for students to complete. These include:

- Improving exhibit translations
- Analyze visitor demographics
- Increase total amount of visitors

The museum also has craftsmen working on various projects in front of visitors. If these craftsmen need assistance, they may offer to provide additional projects to students. We could not establish communication with this

museum, but we still acquired their contact information.



Figure 18. Pottery exhibition at Kyoto Museum of Traditional Craft Fureaikan

Table 8. Scoring Evaluation of the Kyoto Museum of Traditional Crafts Fureaikan

Major Themes	Score	Strengths	Weaknesses
Size	3/5	Part of a large building of other museums	Not a lot of exhibits are available
English Support	3/5	Exhibits were mostly translated in English	Some exhibits could have more detailed translations
Website Quality	4/5	Translated into English and the menu is clearly defined	It could provide more details about the museum
Likelihood of Participation	3/5	Lots of projects could be identified	May not have an English speaker
Total:	13/20		

Local Governments in Kyoto

Kyoto struggles to maintain its ancient roots while staying modernized (deWinter, 2018). The city government has taken over many projects to adapt to this cultural change in Kyoto, thus we consider them a good potential sponsor.

Kyoto City Hall

The government of Kyoto has several goals for the future such as reducing food waste, preserving culture, increasing tourism, and improving the quality of life on buses. They mainly aim to maintain the happiness of their citizens.

Some of the departments available to work with include Safety and Disaster Prevention, Childcare, Business, Tourism and Health, and Food Safety (Kyoto City, n.d.). The Kyoto City Hall has English translations available on their website as well as resources aimed to help foreign students (Kyoto Foreign Student Information Site, 2010).

The Kyoto City Hall would likely reject WPI without a prior contact due to rigid bureaucracy. Potential sponsors like Kyoto Markers Garage and Kyoto VR receive

funding and support from this government entity. They could provide leads for contacting the City of Kyoto. We have reached out to the Kyoto City hall directly and have not heard back.



Figure 19. Kyoto City Hall Exterior

Shrines and Temples in Kyoto

Kyoto has an abundance of shrines and temples, with almost every block containing at least one. The most likely shrine or temple to become a sponsor in Kyoto is Kiyomizu-dera, due to its lack of English support and its previous student work. We also met a priest at Myoshinji and exchanged business cards. WPI should contact them in the future about any changes.

We visited eleven different shrines and temples, along with about ten smaller sub-temples and shrines that held no notable significance for the project. **We had intermittent contact with staff working at these locations.** Communication with these potential sponsors could only be made via face-to-face communications or telephone as **no location had an email.**

Most of these locations tended to have very weak English support; however, sometimes a few individuals with proficient English would answer some of our questions about the shrine or temple during our visits. We display the best shrines and temples as potential sponsors in Figure 20.

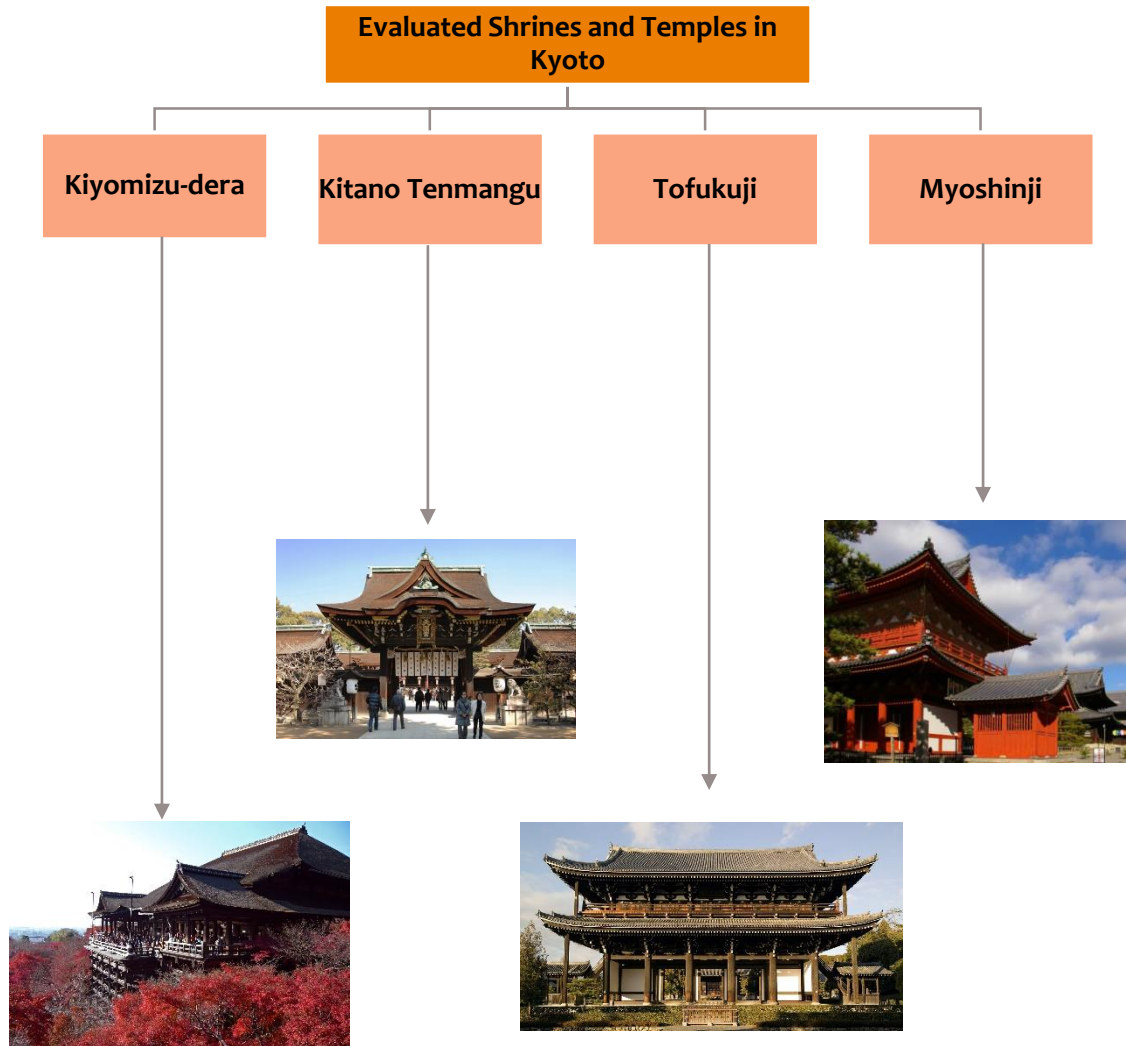


Figure 20. Evaluated shrines and temples in Kyoto

Kiyomizu-dera

Contact Information	
Phone	075-551-1234

They have collaborated with student groups before, but they also seem to lack general signage in English. They offer tours in Chinese, Korean, and Japanese.

Table 9. Kiyomizu-dera Evaluation Data

Major Themes	Score
English Support	4/5
Likelihood of participation	3/5
Ease of Contact	4/5
Student workspace	4/5
Total:	15/20

We found a few plaques explaining some of the buildings and history, as well as some basic English at the ticket counter.



Figure 21. Kiyomizu-dera

This location may provide us with sponsor opportunities. Many tourists visit this huge temple, although the temple may require assistance with attracting English-speaking tourists, understanding English support, or ways to monetize tourism more efficiently.

Kitano Tenmangu

Contact Information	
Phone	075-461-0005

This shrine also receives a reasonable number of tourists, consisting of mainly Chinese visitors that take part in large tour groups. However, the shrine receives few English-speaking tourists despite being one of the largest shrines in Kyoto.

Table 10. Kitano Tenmangu Evaluation Data

Major Themes	Score
English Support	3/5
Likelihood of participation	2/5
Ease of Contact	4/5
Student workspace	3/5
Total:	12/20

Several possible projects include adding English support to signage, increasing awareness of the shrine for foreigners, and organizing tours in English. The tours could include a mobile app system or a labeled path adding descriptions in front of objects of interest explaining to the viewer what they see in front of them.



Figure 22. The central prayer shrine in Kitano Tenmangu

Tofukuji

Contact Information	
Phone	075-551-1234

Tofukuji has less popularity outside of the local population, however, that could provide an opportunity for sponsorship. Focusing on their English support, the ticket booth has the only signage in English, explaining that they have two gardens, each with a separate ticket for 400 yen each.

Table 11. Tofukuji Evaluation Data

Major Themes	Score
English Support	3/5
Likelihood of participation	3/5
Ease of Contact	3/5
Student workspace	3/5
Total:	12/20

Some of the staff also speak basic English, indicating the possibility of someone higher up capable of speaking English. The location is a bit obscure to arrive at; however, there is a bus stop nearby. **They would make a good possible sponsor as they do not receive a lot of foreign tourists due to their lack of advertisement and language support.** A possible project could involve developing methods to attract more tourists, especially during autumn.



Figure 23. The main building at Tofukuji

Myoshinji

Contact Information	
Phone	075-461-5226

We contacted a priest at the Hatto Hall who was able to speak enough English to hold a conversation. He explained that they **currently do not require any help, however, they accept contact at a later date to see if the situation changes.** We exchanged business cards for future communication.

Table 12. Myoshinji Evaluation Data

Major Themes	Score
English Support	4/5
Likelihood of participation	3/5
Ease of Contact	3/5
Student workspace	2/5
Total:	12/20

Their tour is given only in Japanese, and they have little English information available except for a few signs. Thus, increasing their accommodation of foreigners would increase their popularity among tourists.

Some possible projects that can be proposed for this temple would include developing a phone audio app for information in English.

This location could potentially be a sponsor due to the lack of English support and the temple's lack of appeal to foreigners.



Figure 24. One of the many temples in Myoshinji

Living Logistics in Kyoto

The following section includes detailed information about faculty and student housing, transportation systems, and finally an estimated cost of food expenses in Kyoto.

Housing in Kyoto

Kyoto has limited space, so finding options for housing 24 students and two faculty members presented a challenge. We used a series of websites to locate housing options, and then visited a few to discuss the logistics with the front desk or housing managers.

Japan has a system called monthly mansion, マンスリーマンション, (mansion means apartment in Japan). This system allows WPI to rent apartments on a monthly basis. In addition to looking at monthly mansions, we evaluated hostels, guesthouses, capsule hotels, and apartments as potential housing options for students and faculty.

Websites for Searching

In case IGSD must find other housing options, we have provided three examples of sources that we found housing from:

- Hostelworld.com
- Airbnb.com
- Monthly-kyoto.com

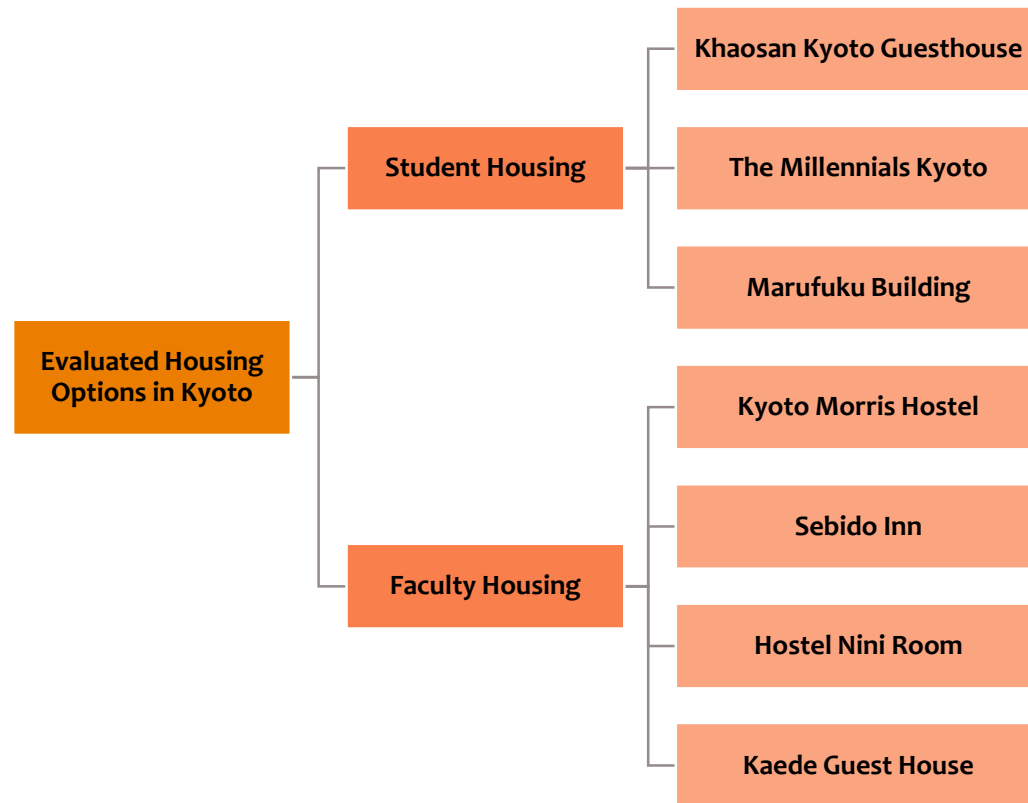


Figure 25. Evaluated housing options for students and faculty in Kyoto

Student Housing in Kyoto

The following housing options can house at least 24 students for a seven-week period.

Housing Websites

Flat Agency

Flat Agency is a company which mediates housing units within Kyoto, Osaka, and Tokyo. We contacted this company, and they said that in certain areas they can house 24 students in the buildings close together. To rent for more than 30 days, registration starts two months before. This company has sufficient English support, making student housing setup simpler.

Hostels and Guest Houses

Khaosan Kyoto Guesthouse

Estimated Cost	1 guest: ¥3,500 per night
Email	kyoto@khaosan-tokyo.com
Phone	075-201-4063
Address	568 Nakano-cho, Shimogyo-ku, Kyoto, Japan

Khaosan Kyoto Guesthouse is located within the Nishiki Market area, a popular destination among tourists. Students would have a wide variety of food shops and entertainment within walking distance.



Figure 26. Entrance to Khaosan Kyoto Guesthouse

After our meeting with Khaosan Kyoto Guesthouse, we learned that they have a common room, small kitchen, laundry and Wi-Fi accessible to the students. They have a set of rules specific for groups staying at this hostel to ensure a pleasurable stay for all the guests. Specifics of this potential housing option can be found in Appendix G.1.

Nearest Clinic: Kyoto Teishin Hospital
Address: 109 Nishi Rokkaku-cho, Rokkaku-dori Shin-machi Nishi-Iru, Nakagyo-ku, Kyoto-shi, Kyoto 604-8798

The Millennials Kyoto

Estimated Cost	1 guest: ¥3,200-¥3,600 per day
Email	Mizuki Yamamoto: m-yamamoto@global-agents.co.jp Aya Murakami: a-murakami@global-agents.co.jp
Phone	075-212-6887
Address	235 Yamazaki-cho, Nakagyo-ku, Kyoto-shi Kyoto, 604-8032, Japan

The Millennials Kyoto is located on a street facing Nishiki Market, so students would have many food and entertainment options nearby. There are several buses and a subway station nearby, so students can easily travel to Kyoto Station. The police often patrol the area and have many Kobans nearby, resulting in increased safety.



Figure 27. The Millennials Kyoto

After meeting with the owners of The Millennials, we learned that this building is a capsule hotel, so students would have a small area to store themselves and their belongings. However, this capsule hotel uses small, comfortable rooms instead of actual capsules, allowing students to stand in their rooms, with a bed that can convert into a chair. Each student would have their own personal small room, and there are separate areas for women's rooms as well. The lobby on the 8th floor serves free beer some days, thus only students who are over the age of 20 can stay in this hostel. The hostel can fit over one hundred people, so there is plenty of space to accommodate the students.

Nearest Clinic: Kyoto Teishin Hospital
Address: 109 Nishi Rokkaku-cho, Rokkaku-dori Shin-machi Nishi-Iru, Nakagyo-ku, Kyoto-shi, Kyoto 604-8798

Marafuku Building

Estimated Cost	4 guests: ¥497,400 for 2 months.
Phone	0120-85-0669
Inquiry	Monthly Kyoto #008041
Address	39-1 Karahashi Nishihiragaki-cho, Minami-ku, Kyoto, Japan 601-8468

The Marufuku building is located two minutes from the Nishiooji station, one stop away from Kyoto station. A bus stops directly in front of the building as well. There are several places to eat and one convenience store across the street.



Figure 28. The Marafuku Building

This apartment comes with all the necessary furniture and toiletries. A microwave, rice cooker, refrigerator, washing machine, vacuum cleaner, and TV would also be provided. There is no extra charge for the internet. This place has an automatically locking door on each entrance, increasing its safety.

Nearest Clinic: Omori Clinic
Address: 35-3 Kisshōin Shimizuchō,
Minami-ku, Kyōto-shi, Kyōto-fu 601-8329

Faculty Housing in Kyoto



Figure 29. Kyoto Morris Hostel

Kyoto Morris Hostel

Estimated Cost per night	Single Room 1 guest: ¥4,500
	Double Bed Room 1-2 guests: ¥7,000
	Family/Group Room 3-4 guests: ¥8,500
Location	Near Kyoto Imperial Palace
Nearby student housing	The Millennials Kyoto

The Kyoto Morris Hostel is located within an 8-minute walk from Kyoto Shiyakusho-mae station. The hostel is located next to Kyoto Imperial Palace (Kyoto Goshō) and is near popular tourist attractions (KMH, n.d.). It is a modern-style hostel located in a popular area of Kyoto. They offer an industrial-style lounge with features such as exposed pipes and brick walls.

They also offer various other amenities such as a shared kitchen, laundry, and Wi-Fi access that advisors and their families can use. Specifics of this potential housing option can be found in Appendix G.2 (KMH, n.d.).

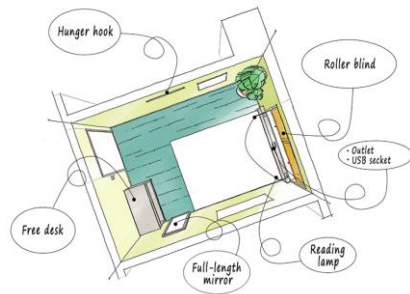


Figure 30. Floor plan for a double bed room

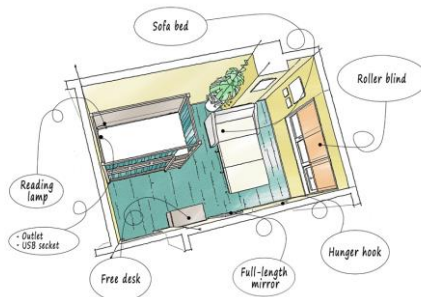


Figure 31. Floor plan for a family/group

Seibido Inn

Estimated Cost	Economy Room 1-2 guests: ¥7,500 per night
	Standard Room 1-3 guests: ¥8,500 per night
	Superior Room 1-5 guests: ¥10,000 per night
Location	Near Kyoto Imperial Palace
Nearby student housing	The Millennials Kyoto

The Seibido Inn is a 5-minute walk from the Imperial Palace, the City Hall, the charming Teramachi Street, and the Teramachi Shopping Arcade. The Inn is easily accessible by subway, train, and bus. Major sightseeing attractions such as Gion (the Geisha district), Heian Shrine, Kyoto Zoo, and the Manga Museum are located within walking distance (Seibido Inn, n.d.).




Figure 32. Economy room

The Seibido Inn is an enjoyable and comfortable space located in the center of Kyoto. The hostel opened in 2015, but Seibido was founded in 1917 as an old print shop.



Figure 33. Standard room

Seibido offers various amenities, including a lounge, kitchen, laundry, and Wi-Fi access that advisors and their families can use. Specifics of this potential housing option can be found in Appendix G.2 (Seibido Inn, n.d.).



Figure 34. Superior room

Hostel Nini Room

Estimated Cost per night	Single Room 1 guest: ¥6,000
	Double Room 1-2 guests : ¥7,000
	Bank Twin 1-3 guests: ¥ 7,600
	Family Room A 1-5 guests: ¥16,000
Location	Near Kyoto Imperial Palace
Nearby student housing	The Millennials Kyoto

Nini Room is within walking distance of Heian Jingu Shrine, Okazaki Park and Kyoto Imperial Palace (NiniRoom, n.d.). The apartment is in a cultural area of Kyoto and offers guests a pleasant and fashionable stay.



Figure 35. Single room living space

They promote their hostel as a place to make new friends and enjoy daily life together. Nini Room offers various amenities including a lounge, laundry, and Wi-Fi access that advisors and their families can use. Specifics of this potential housing option can be found in Appendix G.2 (NiniRoom, n.d.).




Figure 36. Double room living space



Figure 37. Bank twin living space

Kaede Guest House

Estimated Cost per night	Single Room 1 guest: ¥5,600
	Double Room 1-2 guests: ¥6,400
	Triple Room 2-3 guests: ¥16,800
Location	Nishiki Market
Nearby student housing	Khaosan Kyoto Guest House

Kaede Guesthouse is located near possible student housing and the Nishiki Market area. Advisors would have access to a variety of food shops, entertainment, and transportation within a 5-minute walk (Kaede Guesthouse, n.d.). Kaede Guesthouse is a clean, friendly, and relaxing location in the Shimogyo Ward, a recommended area for those interested in temples, sightseeing, and history.




Figure 38. Single room living space

They have various amenities including a lounge, kitchen, laundry, and Wi-Fi access that advisors and their families can use. Specifics of this potential housing option can be found in Appendix G.2 (Kaede Guesthouse, n.d.).



Figure 39. Double room living space




Figure 40. Triple room living space

Transportation in Kyoto

Kyoto has a world-class transportation system consisting of buses, trains, subways, and taxis (Inside Kyoto, 2018). Since the city is relatively flat, it is also a great place for walking and biking. **Students should expect to pay roughly 10000 yen per month to commute to sponsors with any form of transportation.** The public transportation system in Japan is fast and efficient and will get students to their destinations in a timely manner. The schedules are posted in English and are easy to follow. Google Maps would allow students to follow the bus and train schedules in order to know what stop they should take. Since the public transportation system is so extensive, we have highlighted the best ways to get to students' destinations.

Buses in Kyoto

The bus system in Kyoto is incredibly extensive and **can get students almost anywhere they need to go.** However, buses are **not the fastest form of transportation** in Kyoto. As seen in Table 13, the price of a one-way bus ticket is ¥230 (Kyoto City, 2018). While traveling to multiple destinations, students may find purchasing a one-day bus pass to be more efficient.



Figure 41. One-day bus pass

The price of this day pass is ¥500 but it will be increasing to ¥600 in the spring of 2018 (Japan Guide, 2018). This day pass saves money and would allow students to receive discounts and preferential treatments at certain locations such as museums. **If students commute by bus, they can use a monthly commuter pass for ¥9240** (Kyoto City Transportation Bureau, 2017).

Table 13. Kyoto bus fares

	Price	Benefits
One Way	¥230	Single destination
One Day Pass	¥500*	Useful if traveling to multiple locations
Monthly Commuter Pass	¥9240	Useful if the bus is being used for sponsor visits and tourism

*subject to change in the spring of 2018

Subways in Kyoto

Kyoto has two subway lines that are useful if traveling north-south or east-west. This is the **fastest mode of transportation, but there are only two lines to use** (Japan Guide, 2018). The Karasuma line and the Tozai line both intersect in the middle of the city.

As seen in Table 14, the price of the subway ranges from ¥210 to ¥350 depending on the distance traveled (Kyoto City, n.d.). Students may find that purchasing a one-day subway pass for ¥600 is more efficient (Kyoto City, n.d.). The benefits of using this pass include the ability to ride the subway unlimited times in one day, as well as discounts at certain locations such as museums. Monthly commuter passes are available for subways too, but prices vary by the distance.

Table 14. Kyoto subway fares

	Price	Benefits
One Way	¥210 - ¥350	Single destination
One Day Pass	¥600	Useful if traveling to multiple locations



Figure 42. One-Day Subway Pass

Trains in Kyoto

Table 15. Kyoto train fares

	Price	Benefits
One Way	¥200-300	Single destination
One-week JR Rail Pass	¥38,880	Lowers the train cost if students use JR lines multiple times throughout the week

Trains are the best mode of transportation for getting around Kyoto as they are the fastest and most efficient (Japan Guide, n.d.). The **train system consists of the national JR lines as well as five other local, private lines.** The JR lines are the best to use if in possession of a JR pass, as students can ride any line for no extra cost including the

Shinkansen. This pass is beneficial if traveling from Kyoto to another city. It is not viable for traveling exclusively within Kyoto since the price of a single train ride does not compare to the price of the JR rail pass.

As seen in Table 15, the average cost of taking a train in Kyoto costs around ¥200-¥300 while a seven-day JR rail pass costs roughly ¥38,880 (Japan Rail Pass, n.d.). For students commuting to the sponsor by train, monthly commuter passes are also available, but the price varies by the distance.




Figure 43. JR Rail Pass

Taxis in Kyoto

Kyoto is one of Japan's cities with the largest concentration of taxis (Japan Guide, n.d.). If a group of three or more are traveling to one location, it may be beneficial to take a taxi to split the cost. As seen in Table 16, the flat rate for a taxi is ¥620 for the first 1.7 kilometers traveled. For every additional 276 meters

traveled, it is an additional ¥80 (Taxisite, 2014). Taxis are good for traveling anywhere quickly, including places that are not well served by public transportation.

Table 16. Kyoto taxi fares

	Fare
Flat Rate	¥620 for 1.7 km traveled
Additional Rate	¥80 per 276 meters traveled

Bicycles and Walking in Kyoto

Another viable option for traveling around Kyoto would be by biking or walking. Kyoto is a great city for these options since it is relatively flat, has nice weather, and the drivers respect traffic laws (Japan Guide, 2018). Although this method of transportation is not the fastest, it could save money when the destination is relatively close. There are plenty of places to rent a bike as well as places to park bicycles. These are economical options if there is enough time or the destination is close.

Food Expenses in Kyoto

The most popular dining areas in Kyoto are located within Kyoto Station and Nishiki Market. The following data was collected from January 16 to February 13 of 2018

Dining Out in Kyoto

Our team members dined out approximately half of their time in Japan, accounting for at least one meal per day on average. Food portions are smaller in Japan compared to in the United States and the cost less as well. The average cost for a complete meal was approximately ¥716.27 or \$6.62*, as shown in Table 17.

Snacks in Kyoto

Snacks accounted for almost 30% of food consumption while abroad (See Figure 44). On a daily basis, an average of ¥314.02 or \$2.90* was spent on snacks, as shown in Table 17.

Groceries in Kyoto

On the other hand, groceries were significantly more expensive than dining out and snacks. Fruits and vegetables were among the most expensive items, alongside various types of meat. Groceries represented approximately 27% of food expenditures (See Figure 44), averaging ¥987.08 or \$9.13* per shopping trip, as shown in Table 17.

After an analysis and extrapolation of 216 data points **for a stay of 53 days in Japan, ¥106,920.57 or \$987.19*** was calculated as the average cost of food for the team. An overestimated budget to cover unforeseen events was used by adding 20% more to the costs, determining that **the average cost of food for the Japan IQP center would be \$1184.63.**

Table 17. Summary of food data analysis

	Average	Days x Average
Dining out	¥716.27	¥37962.25
Groceries	¥987.08	¥52315.49
Snacks	¥314.02	¥16642.83
Total	N/A	¥106920.57
Conversion		\$987.19*

* Yens to dollar conversion as of 2/13/2018

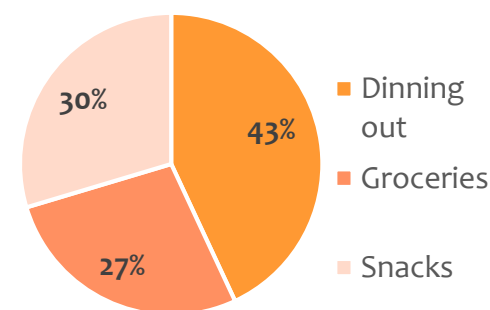


Figure 44. Frequency of the food categories based on data collected

Tourism in Kyoto

Kyoto has a long history as the former imperial city. Its refined culture and deep appreciation of the traditional arts make it the historical and spiritual center of Japanese Buddhism (Berger, 2010). There are many historical and beautiful places to visit in Kyoto, from shrines and temples to gardens and museums.

The city contains seventeen historic sites such as Kiyomizu-dera Temple and Nijo-jo Castle that are inscribed as World Cultural Heritage Sites (JNTO, n.d.). In addition to these historic buildings, Kyoto has many museums that enrich students' understanding of the city. From this wide range of activities, everyone can find something to entertain them and help educate them about the culture and history of Kyoto.



Figure 45. Kiyomizu-dera Temple



Figure 46. Nijo-jo Castle

Analysis of Hiroshima as a Project Center

Introduction to Hiroshima

Hiroshima, which means “broad island” in Japanese, is the largest city of the Chugoku region with a population of over one million people (Hiroshima Population, 2014). Some notable locations within Hiroshima are the Peace Pagoda, A-bomb dome, and the Hiroshima Peace Museum. It also houses many global peace monuments and organizations. With its many NGOs and museums, we consider Hiroshima a potential city in establishing a new IQP project center.

After being rebuilt from the rubble left by the atomic bomb dropped in 1945, Hiroshima has become a modernized city with a strong public transit system and plenty of tourism. Housing options are vast and possible sponsorship opportunities are abundant. Hiroshima has many potential sponsors (such as NGOs and museums) and easily accessible, reasonably-priced public transportation systems, increasing the city’s viability as a project center site.



Figure 47. Map of Hiroshima, Japan

Sponsors in Hiroshima

Through our analysis of Hiroshima, we identified twelve potential sponsors that belong to the categories of museums, NGOs and NPOs, shrines and temples, local governments, and universities. A complete list of all the approached potential sponsors can be found in Appendix E. Organizations to be considered as potential sponsors to look further can be seen in Figure 48.

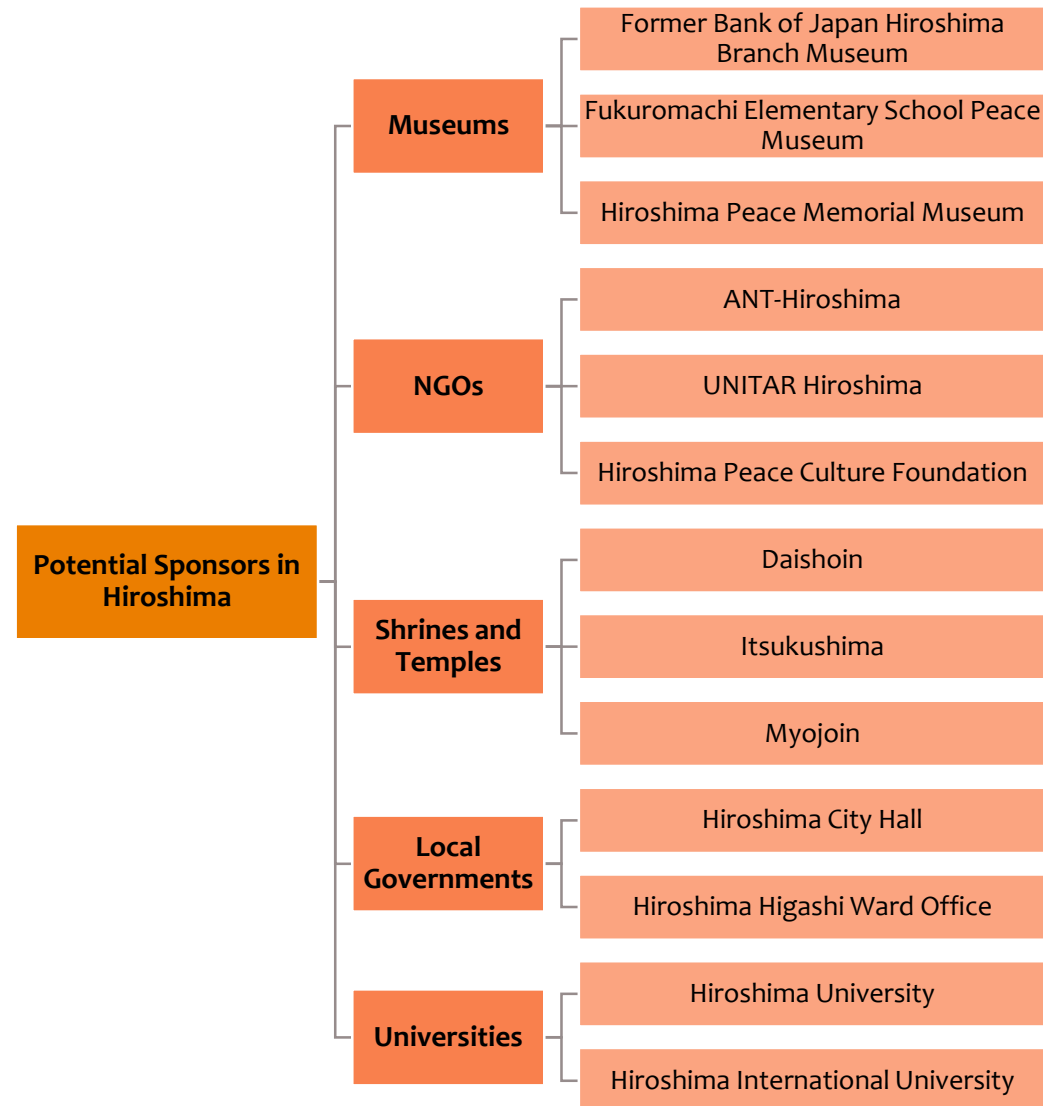


Figure 48. Potential sponsors evaluated in Hiroshima

Non-Governmental and Non-Profit Organizations in Hiroshima

After the A-bomb disaster in Hiroshima, the city has accepted the challenge of pursuing global peace. Using their experience as an A-bombed city to showcase the effects of war and conflict, the city of Hiroshima aims to share their message of hope and peace. **Organizations in the area mainly focus on spreading their message of peace and remembering the victims of the tragedy on August 6 of 1945.**

Based on the data collected from meetings, research, and the Standard Sponsor Evaluation Form, we determined that in Hiroshima, **the three best NGOs and NPOs to be considered** can be seen in Figure 49.

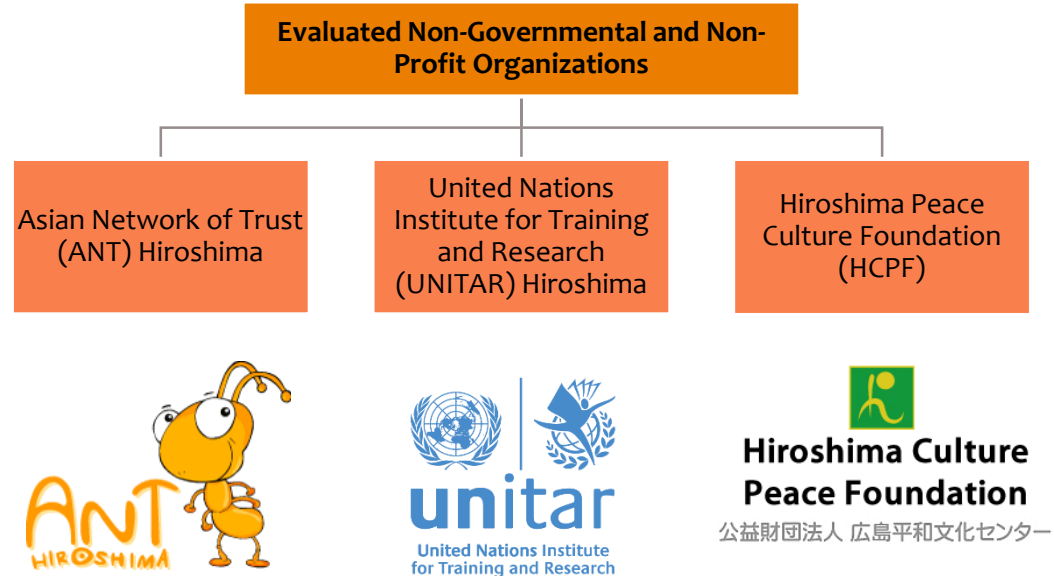


Figure 49. Evaluated NGOs and NPOs

Asian Network of Trust (ANT) Hiroshima

Contact Information	
Name	Tomoko Watanabe
Position	Executive Director
Email	tomoko@ant-hiroshima.org
Phone	(082) 502-6304

From our meeting with Tomoko Watanabe, executive director of ANT-Hiroshima, we learned that they are a small-sized organization **dedicated to spreading Hiroshima’s message of peace and hope to the world.** We discussed their projects, which include creating peace education activities, preserving the legacy of A-bombed trees by planting their seeds throughout the city, hosting A-bomb exhibitions around Japan, and assisting international aid efforts.

Using the Standard Sponsor Evaluation Form, ANT-Hiroshima was awarded an overall score of 13/20 (See Table 18). Not many people speak fluent English within the organization, therefore they were unsure of a partnership, despite showing enthusiasm for our cause. They have a small office, so they cannot provide working space for the students, although they have a small meeting

room where students could meet the sponsor once a week.

Possible Projects

- Educational programs and trainings
- Conservation of A-bomb trees
- Assessment and strategies to more effectively spread their mission
- English support in the international efforts



Figure 50. ANT-Hiroshima

Table 18. Scores for ANT-Hiroshima

Major Themes	Score	Strengths	Weaknesses
English Communication	3/5	They work with many international organizations that communicate in English	Only the executive director and one employee speak English in the office
Willingness to work with WPI	3/5	Able to provide many projects for long period of time	Unsure how to provide projects that do not require Japanese
Work Space Availability	2/5	Many books stores and working spaces near the main office	Relatively small office with little available space
Ease of Contact	5/5	Welcomed to visit anytime and reply to emails promptly	Only the director would be able to reply in English
Meeting	Yes	Meeting Comments: Enthusiastic about helping WPI establish a partnership with other organizations in the area since the director acknowledged the benefits but was unable to offer an opportunity due to language limitations.	
Total	13/20		

United Nations Institute for Training and Research (UNITAR) Hiroshima

Contact Information	
Name	Mihoko Kumamoto
Position	Head, Hiroshima Office
Email	mihoko.kumamoto@unitar.org
Phone	+81 82 511 2424

Name	Annelise Giseburt
Position	Fellow
Email	Annelise.GISEBURT@unitar.org
Phone	+81 82 511 2424

UNITAR established an office in Hiroshima in order to work together with the citizens to spread their message of peace. They focus **on peace building, conflict resolution, disarmament**, and many other peace-related themes (UNITAR,n.d). They **develop many training programs, assist world leaders to spread peace ideas, engage communities in peace building activities**. Upon meeting with Annelise Giseburt, a fellow at UNITAR, we learned that they would likely provide a project. However, an email from Mihoko

Kumamoto, head of UNITAR Hiroshima, stated that they have no time in 2018.

Using the Standard Sponsor Evaluation Form, UNITAR Hiroshima was awarded an overall score of 15/20 (See Table 19). Located in the heart of the city, there are many transportation methods available and a variety of food shops located nearby. English is their common language, since they are an international organization. They have limited office space since they have no public desk

areas for the students and the training rooms are always in use.

Potential Projects

- Development of educational programs and trainings.
- Projects assistance.
- Youth involvement.

Table 19. Scores for UNITAR Hiroshima

Major Themes	Score	Strengths	Weaknesses
English Communication	5/5	International organization that communicates mainly in English.	N/A
Willingness to work with WPI	4/5	Able to provide many projects that the organization does not have time and funds to handle.	Extremely busy therefore risk of not having the time establish a partnership.
Work Space Availability	2/5	Many books stores and working space close to the main office.	No space available for students to work in the office
Ease of Contact	4/5	Many people in the office are able to reply to emails.	Extremely busy therefore risk of not answering in a timely manner.
Meeting	Yes	Meeting Comments: would like to establish a partnership since they have many projects at the office. Unfortunately, for 2018 and 2019 they are fully booked and do not have time to work with WPI. However, they would consider a partnership in the future.	
Total	15/20		

Hiroshima Peace Culture Foundation (HPCF)

Contact Information	
Name	Takayuki Matsuo
Position	Co-Founder
Email	p-soumu@pcf.city.hiroshima.jp
Phone	(082) 241-5246

Hiroshima Peace Culture Foundation is an organization dedicated to **collect facts and research about the bombings in Hiroshima**. With this knowledge, they look towards conveying their message of peace through international cooperation and understanding of the damage that conflict causes (HCPF, 2004).

Using the Standard Sponsor Evaluation Form, Hiroshima Peace Culture Foundation was awarded an overall score of 17/20 (See Table 20). HPCF is a large organization that contains four facilities including the International Conference Center Hiroshima, Hiroshima Peace Memorial Museum (Main Bld.), Hiroshima Peace Memorial Museum (East Bld.), and Hiroshima National Peace Memorial Hall for Atomic Bomb Victims. Since they engage in international cooperation, there are many English speakers

within the organization. HPCF oversees many organizations like Mayors for Peace and the International & Cooperation Division.

Potential Projects

- Development of educational programs and trainings
- Museum assistance
- Data collection



Figure 51. HPCF

Table 20. Scores for HCPF

Major Themes	Score	Strengths	Weaknesses
English Communication	5/5	International organization that communicates mainly in English	N/A
Willingness to work with WPI	5/5	Able to provide many projects that the organization does not have time and funds to handle	Extremely busy therefore risk of not having the time establish a partnership
Work Space Availability	5/5	Four large facilities available	N/A
Ease of Contact	3/5	Many people in the office are able to reply to emails	Extremely busy therefore risk of not answering in a timely manner
Meeting	No	Meeting Comments: No meeting took place. The director of ANT-Hiroshima spoke about WPI projects to an official at HPCF and they expressed their interest though her	
Total	17/20		

Museums in Hiroshima

Hiroshima has many museums devoted to the history of the atomic bomb, arts, and more (Japan Visitor, n.d.). These museums vary greatly, but they typically place an importance on peace as well as their impact in the community.

They focus on spreading peace throughout the world through preservation and education of surviving buildings and artifacts. We compiled a list of eleven museums and ranked them using our scoring system. We also created a table based on our communication with the potential museums (See Appendix E.2). Based on this data, we determined that in Hiroshima, the three best potential sponsors to look further into would be:

- **Former Bank of Japan Hiroshima Branch Museum**
- **Fukuromachi Elementary School Peace Museum**
- **Hiroshima Peace Memorial Museum**



Figure 52. Location of Hiroshima museums

Former Bank of Japan Hiroshima Branch Museum

Contact Information	
Phone	082-504-2500
Email	Bunkaattocity.Hiroshima.Lg.Jp

According to the Former Bank of Japan Hiroshima Branch website, the mission statement of the museum is to “preserve the building as cultural property and open it to the public for citizens to freely use” (The City of Hiroshima, n.d.). The museum’s mission statement coincides with WPI’s IQP objectives as it focuses on community involvement through preserving cultural property. We evaluated this museum using our scoring system and found that it ranked high among the four categories that we selected, as seen in Table 21.

The former bank has programs around the world promoting peace in a variety of communities and could be interested in partnering with our university. While visiting this museum, we determined possible projects for the IQP.

These projects include:

- Creating exhibit translations
- Analyzing visitor demographics
- Traffic flow throughout the museum

The bank is associated with the City of Hiroshima, so a member of the staff likely speaks English and can communicate with students. We tried contacting this museum through their provided email, but never received a response. However, we still provided their contact information.



Figure 53. Former Bank of Japan Hiroshima Branch Museum

Table 21. Scoring Evaluation of the Former Bank of Japan Hiroshima Branch Museum

Major Themes	Score	Strengths	Weaknesses
Size	4/5	Has a large building with function hall, meeting rooms, and lots of exhibits	Difficult to navigate exhibits due to the size
English Support	3/5	A pamphlet was provided in English and most of the exhibits were translated	Some of the exhibits lacked English translations
Website Quality	3/5	Has a contact email on their website and lists the history of the museum	It is difficult to navigate as it is part of The City of Hiroshima’s website
Likelihood of Participation	4/5	Has programs around the world promoting peace	May not want help from foreigners since it is cultural property
Total:	14/20		

Fukuromaki Elementary School Peace Museum

Contact Information	
Phone	082-541-5345

According to the Fukuromachi Elementary School Peace Museum website, the mission statement is “to carefully preserve this peace museum, inherit the actual state of the atomic building, learn peace, disseminate to the world” (Fukuromachi Elementary School Peace Museum, 2018). The museum’s mission statement coincides with WPI’s IQP objectives as it preserves and shares important historical artifacts to display and interact with the community. We evaluated this museum using our scoring system and found that it ranked high among the four categories we selected as seen in Table 22.

While this museum is still a part of a school, it displays many artifacts that were affected by the atomic bomb. The staff helped us and recommended other museums in the area to visit. This indicates that staff in the museum speak English and will be able to communicate with the students. While visiting this museum, we determined possible projects for students to complete.

These include:

- Nearby community involvement
- Analyze visitor demographics
- Increase total amount of visitors

Since the museum is part of an elementary school, they may be interested in partnering with our university for educational opportunities. We could help the museum with tourist information as well as help to preserve their artifacts. We were unable to contact this museum, but we still provided their contact information.



Figure 54. Fukuromaki Elementary School Peace Museum

Table 22. Scoring Evaluation of the Fukuromaki Elementary School Peace Museum

Major Themes	Score	Strengths	Weaknesses
Size	3/5	Has three floors of exhibits	Exhibits were compacted together with not a lot of working space
English Support	4/5	Exhibits were mostly translated in English and a pamphlet was provided	A small number of artifacts were not translated fully
Website Quality	3/5	Menu is clearly defined and details of the museum are listed	The museums is part of entire school’s website
Likelihood of Participation	4/5	Part of an elementary school so they have an educational interest	May not want help from foreign students and may not have enough work
Total:	14/20		

Hiroshima Peace Memorial Museum

Contact Information	
Phone	082-241-4004

According to the Hiroshima Peace Memorial Museum website, the mission statement of the museum is to abolish nuclear weapons and to support the realization of genuine and lasting world peace (Hiroshima Peace Memorial Museum, n.d.). The mission statement of this museum coincides with WPI's IQP objectives as it seeks to impact the community through promoting world peace. We evaluated this museum using our scoring system and found that it ranked high among the four categories we selected (See Table 23).

Unfortunately, during our visit only a section of the museum was open due to ongoing construction in the larger building. With this construction being completed sometime in 2019, it may impact future projects and development for this museum (Hiroshima Peace Memorial Museum, n.d.). While visiting this museum, we determined possible projects for students to complete.

These projects include:

- Analyze visitor demographics
- Exhibit translations
- Community events

Due to the size and relevance of this museum, we feel these projects may be beneficial to the museum's success of promoting world peace. We were unable to contact his museum, but still provided their contact information.



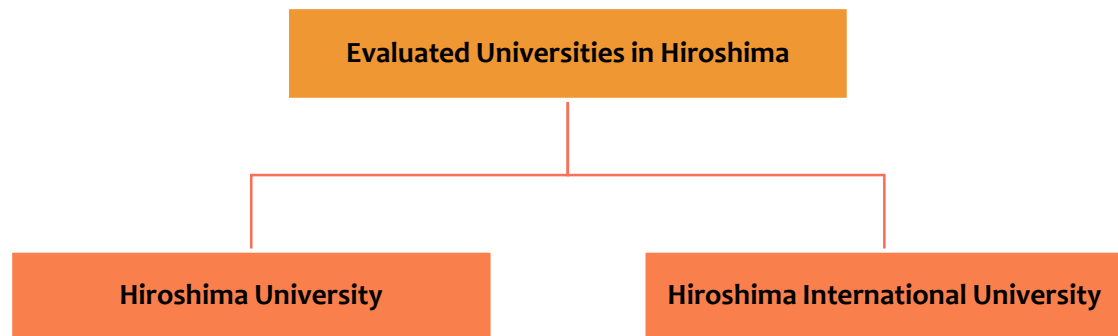
Figure 55. Hiroshima Peace Memorial Museum

Table 23. Scoring Evaluation of the Hiroshima Peace Memorial Museum

Major Themes	Score	Strengths	Weaknesses
Size	5/5	Lots of exhibits and multiple buildings dedicated to different aspects of the bombing	N/A
English Support	5/5	Exhibits were translated in English and pamphlets were provided	N/A
Website Quality	5/5	Translated in English and the menu is clearly defined	N/A
Likelihood of Participation	3/5	Large museum that attracts many different tourists	No history with working with students and may not need help
Total:	18/20		

Universities in Hiroshima

Students in Hiroshima tend to focus on understanding global issues and perspectives to pursue world peace. When evaluating universities in Hiroshima, we pinpointed international student departments since they would increase the likelihood that faculty members would speak English.



HIROSHIMA UNIVERSITY



Figure 56. Evaluated universities in Hiroshima

Hiroshima University

Contact Information	
Email	inquiry@office.hiroshima-u.ac.jp

Hiroshima University was founded in 1949 under the National School Establishment Law. After World War II, the Japanese school system was entirely reformed. One national university was established in each prefecture and Hiroshima University became the national university under the new system (Hiroshima University, n.d). The university’s vision is to create world peace leaders by “nurturing development of research” (Hiroshima University, n.d.).

Hiroshima University has one of the largest campuses we investigated, comprised of many different buildings for students and faculty (See Table 24). There is also a JR bus that stops at points around the campus and takes students to a local train station. While on campus, we found three buildings dedicated to international relations. From these buildings, we could potentially find a number of professors interested in a social- or English-related project.

We believe that we should reach out to Hiroshima University as a possible sponsor. When visiting the campus, we met an English speaker and explained our project to her. She took interest in our program and directed us to send an inquiry email. Thus, we considered

them a great potential sponsor. This university has a high abundance of international and social programs, such as peace programs or joint research opportunities. WPI could incorporate one of their programs into an IQP project. They have the experience and university structure to easily form a project with WPI.



Figure 57. Hiroshima University campus

Table 24. Hiroshima University evaluation data

Category	Score	Comments
Quality of Life	4/5	Has everything we need (workspace, transportation, food).
International/Social Program	5/5	They have many international and social cooperation programs
English Speaker	5/5	English speaker who was interested when we talked to her
Likelihood of Participation	2/5	We have contacted them with no response yet
Total	16/20	

Hiroshima International University

Contact Information	
Inquiry form	https://www.hirokoku-u.ac.jp/contact/form.html

Hiroshima International University (HIU) is a private higher education institution founded in 1998 (HIU, n.d.). The university works to develop individuals who can understand international issues from a broad perspective. They are also constantly looking to build connections with different countries around the world through exchange programs, so our IQP could help further their goal. HIU's international programs are large and often work with their health science departments for projects (Yakehiro, M., n.d.). Their curriculum leans towards medicine, psychology, and engineering (HIU, n.d.). A JR bus can serve as transportation to this university.

Although we were unable to connect with any English speakers upon visiting, we know they have international programs and connections with many American universities. HIU has also completed several projects with local communities to contribute to their liveliness. Some notable examples are running the Health Fair, helping children get medical work experience, and creating a public

psychology center. These examples could serve as leads for possible projects for the IQP. HIU is constantly looking to help society, and our IQP could be a way for them to globalize their efforts further.

They also have several sister schools such as the Osaka Institute of Technology, Setsunan University, and Josho Gakuen High School which could create more connections for future projects. We believe we have a great opportunity to have HIU as a potential sponsor, and we believe that WPI should reach out to them (HIU, n.d.).



Figure 58. Hiroshima International University campus

Table 25. Hiroshima International University evaluation data

Category	Score	Comments
Quality of Life	4/5	Has everything we need besides ability to walk there (Workspace, JR Bus, food)
International/Social Program	5/5	Several community projects, and a number of international programs with universities
English Speaker	4/5	We know there are English professors available
Likelihood of Participation	2/5	We have contacted them with no response yet
Total	15/20	

Shrines and Temples in Hiroshima

Overall, Hiroshima is not a good location for shrines and temples from the perspective of acquiring a sponsorship for a future IQP with WPI. **Almost all of these locations lacked an English-speaking individual** due to the lack of foreign visitors going to shrines and temples. Hiroshima is not famous for its shrines and temples outside of Itsukushima shrine, which is known for its floating torii gate.

We visited ten different shrines and temples, along with about five smaller sub-temples and shrines that held no notable significance for the project. **The most likely shrine or temple to become a sponsor in Hiroshima is Daishoin.** There were only a few individuals we could contact at these locations. Contacting these potential sponsors could only be done via telephone or face-to-face meetings as no shrines or temples have email addresses.

The best possible shrines and temples can be seen in Figure 59.

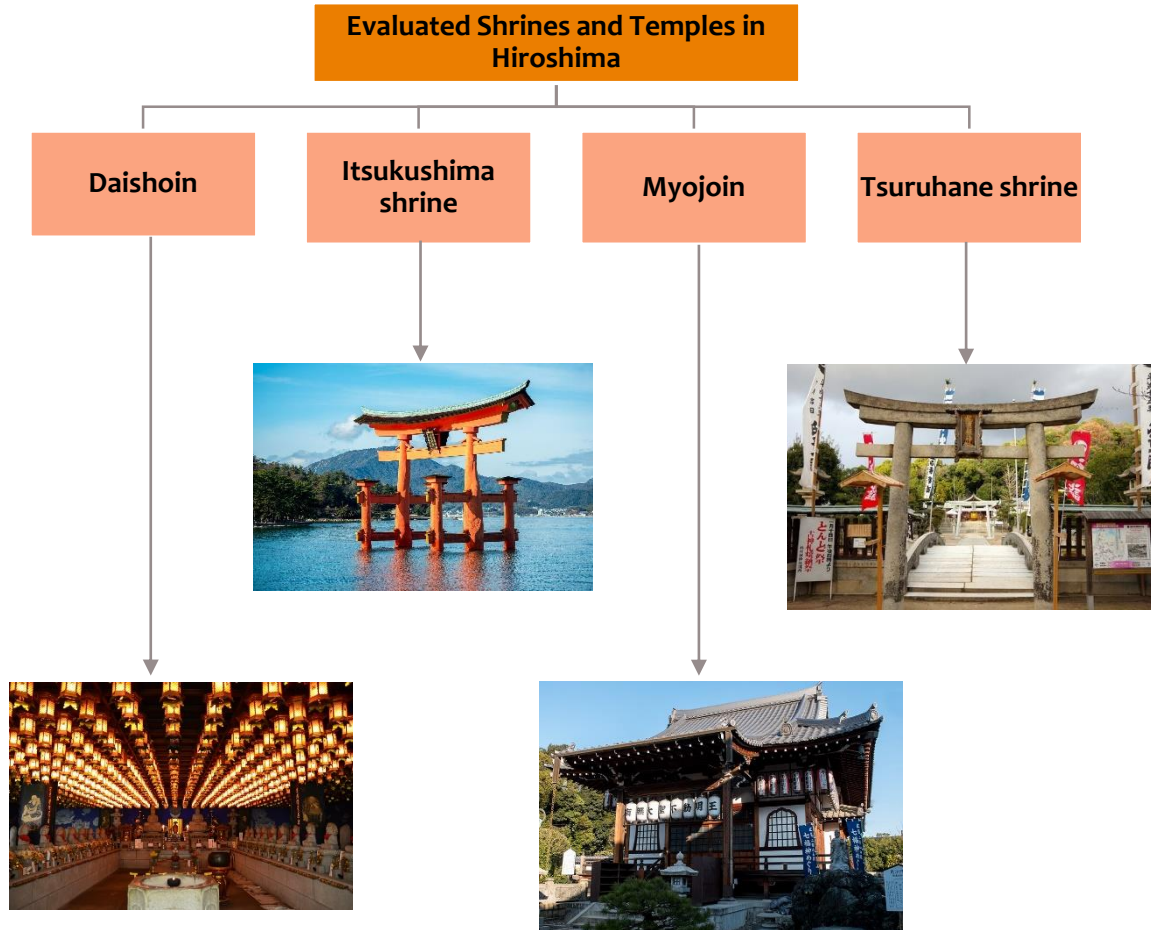


Figure 59. Evaluated shrines and temples in Hiroshima

Daishoin

Contact Information	
Phone	0829-44-0111

A 5-10-minute walk up the mountain lead to Daishoin’s entrance. It offered a lot of English in the form of informational pamphlets and signage. **We recommend Daishoin as a potential sponsor** due to their touristic location and lack of tourists.

Table 26. Daishoin evaluation data

Major Themes	Score
English Support	3/5
Likelihood of participation	3/5
Ease of Contact	2/5
Student workspace	4/5
Total:	12/20

Possible projects include creating an English advertisement campaign to attract visitors from the main shopping strip or creating an interactive self-guided tour for visitors. The objective would be to let others know of the 27 different points of interest that lie within this temple. Daishoin has no entrance fee and offers an astonishing place to go to that many tourists often miss

out on due to the popularity of Itsukushima Shrine.



Figure 60: The main path in Daishoin

Itsukushima shrine

Contact Information	
Phone	0829-44-2020

This shrine is known for its great torii gate in the water. It is the symbol of the island of Miyajima, attracting many visitors. However, it only offers English support at the ticket booth; no signage, tours, or shops within the shrine contain information in English.

Here lies a great possibility to work with one of Japan’s national monuments to improve it for others to enjoy as well. A large portion is under renovation as the ocean takes a toll on the structure supporting the shrine. We observed only tours in Japanese,

however, we saw many English-speaking tourists as well. The temple offered only a small pamphlet with little English on it describing the temple. **Possible projects include organizing new visitor attraction strategies and assisting with the preservation of the floating torii gate.**

Table 27. Itsukushima Shrine evaluation data

Major Themes	Score
English Support	3/5
Likelihood of participation	1/5
Ease of Contact	1/5
Student workspace	2/5
Total:	7/20



Figure 61: The floating torii gate in Itsukushima

Myojoin

Contact Information	
Phone	082-261-0551

This small temple is hidden between an elementary school and houses. The only way to access it is to go down an alleyway leading to the main entrance of the temple. It is well-maintained and in great condition. There are many smaller shrines within the temple, as well as a beautiful garden.

Table 28. Myojoin Evaluation Data

Major Themes	Score
English Support	2/5
Likelihood of participation	2/5
Ease of Contact	2/5
Student workspace	1/5
Total:	7/20

A potential sponsorship can be established if the workers at this temple speak English. **Possible projects with this sponsor could include attracting more visitors, specifically from foreign countries.** To determine the best method of bringing visitors, the team could try various ideas such as hosting a themed festival or increasing street visibility.



Figure 62: The main building of Myojoin

Tsuruhane shrine

Contact Information	
Phone	082-261-0191

Tsuruhane shrine is a small temple at the base of a mountain overlooking Hiroshima which was destroyed in the fires from the atomic bomb. It was rebuilt and renamed for the

Table 29. Tsuruhane Shrine evaluation data

Major Themes	Score
English Support	2/5
Likelihood of participation	2/5
Ease of Contact	1/5
Student workspace	2/5
Total:	7/20

supreme guardian god of Hiroshima. Local residents frequently visit this shrine to pray throughout the day.

Tsuruhane shrine lacks foreign visitors as it is **out of the way from the central part of Hiroshima's downtown and only offers most of its signage in Japanese.** Only small amounts of English were available at this shrine. **Possible projects include attracting new visitors by advertising their purifying water bath,** a national treasure since it survived the atomic bombing of Hiroshima.



Figure 63: The main torii gate at Tsuruhane Shrine

Local Government in Hiroshima

The government of Hiroshima mainly focuses on peace and nuclear abolition. They collaborate with citizens from sister cities and NGOs, aiming for nuclear abolition by 2020 (Hiroshima City's Initiatives for Peace, n.d.). For example, they collect and utilize A-bomb related materials and preserve memorial facilities such as the A-bomb Dome (Planning and Policies, n.d.).

After talking with representatives of the government of Hiroshima, we determined that we could only establish a partnership if we have a prior contact within a department. Governments in Japan rarely accept outside help. As a result, the local governments were evaluated primarily through online research.

Hiroshima City Hall

There are hundreds of departments situated in Hiroshima City Hall, however, the most fitting departments are the Department of Peace Promotion and the Department of International Affairs (The City of Hiroshima, n.d.). The Department of Peace Promotion conducts various programs ranging from small campaigns to worldwide nuclear

abolition movements, while the Department of International Affairs has various exchange programs with six sister cities around the world (The City of Hiroshima, n.d.). Outside of these departments, the City of Hiroshima constantly looks to enhance tourism to become a city that everybody would like to visit at least once in their lives. Hiroshima also strives to improve the quality of life within the city, with bureaus such as the Bureau of Environment, Bureau of Urban Development, and Bureau of Finance (The City of Hiroshima, n.d.).



Figure 64. Hiroshima City Hall

Hiroshima Higashi Ward Office

The Higashi Ward Office is a governmental entity run by the City of Hiroshima and is considered a subsection of the Hiroshima City Hall. Their job is to manage the local area, known as a ward. The Higashi Ward Office is one of eight ward offices in Hiroshima (The City of Hiroshima, n.d.). These ward offices handle tasks such as tax collections, traffic fines, healthcare insurance claims, and foreign residents' immigration applications (Kyoto City International Foundation, n.d.).



Figure 65. Hiroshima Higashi Ward Office

Living Logistics in Hiroshima

The following section includes detailed information about faculty and student housing, transportation systems, and finally an estimated cost of food expenses in Hiroshima.

Housing in Hiroshima

Hiroshima has limited space, so finding options for housing 24 students and two advisors presented a challenge. We used several websites to locate housing options, and then visited a few to discuss the logistics with the front desk or housing managers.

Japan has a system called monthly mansion, マンスリーマンション, (mansion means apartment in Japan). This system allows us to rent apartments on a monthly basis. In addition to looking at monthly mansions, we also evaluated hostels, guesthouses, and apartments as potential housing options for students and advisors.

Websites for Searching

In case IGSD requires other housing options, we have provided three examples of sources that we found housing from:

- Hostelworld.com
- Airbnb.com
- flat-a.co.jp/en/business/monthly.html

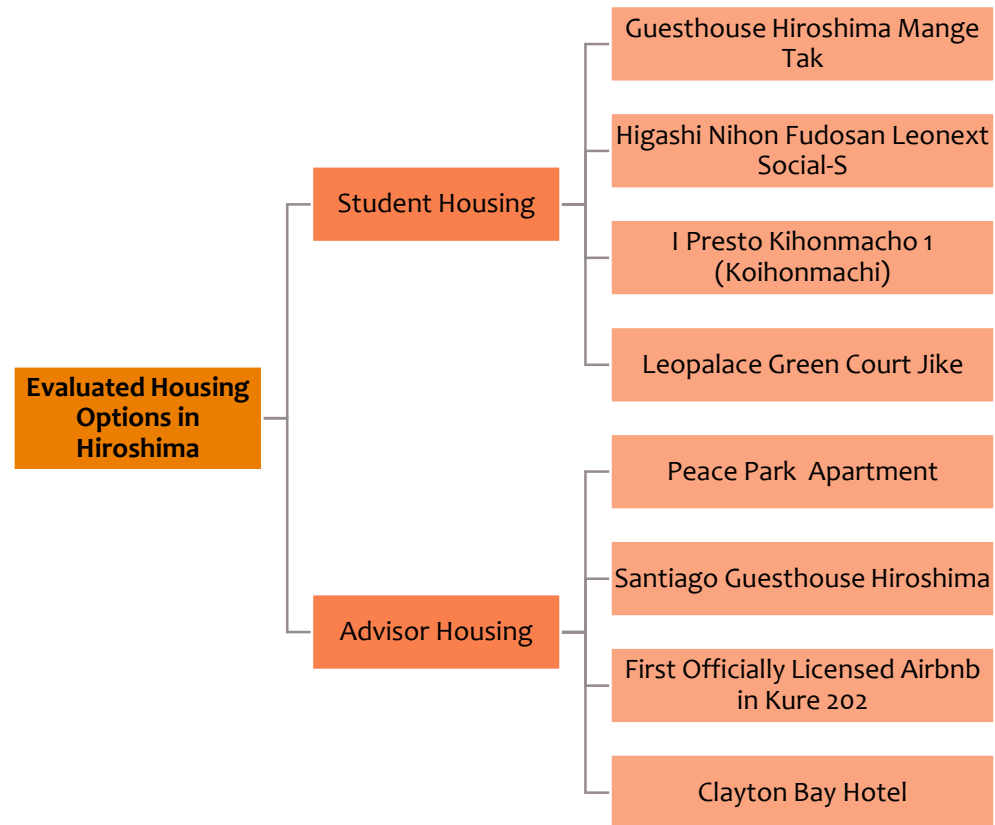


Figure 66. Evaluated housing options for students and faculty in Hiroshima

Student Housing in Hiroshima

The following housing options can house at least 24 students for a seven-week period.

Housing Websites

Weekly Mansion

We had difficulty using Weekly Mansion, as the entire website is in Japanese. However, we had no difficulty translating the website. All of the information was clearly organized.



Figure 67. Weekly Mansion Website

LeoPalace21

Leo Palace is company which operates to mediate housing all over Japan. After we contacted the company, they said they could probably fit 24 students but they were unsure at that time.

Apartments Leonext Social-S

Estimated Cost	1 Guest: ¥64,040 per month
Phone	090-9139-3587
Inquiries	Inquiry form at https://goo.gl/k8VmdY
Address	2 Chome 1-4 Omachihigashi, Asaminami-ku, Hiroshima-shi, Hiroshima Prefecture 731-0124

Leonext Social-S is located within the Asaminami ward of the city of Hiroshima. It takes under 5 minutes to walk to Omachi Station and the Astram Line. There are also convenience stores, supermarkets and a big hospital located nearby. There is a Japanese food store next door.



Figure 68. Leonext Social-S

This apartment does not explicitly list the number of rooms available, however, there are two floors and at least 4-8 rooms on each floor. Therefore, it should be able to hold 24.

Nearest Clinic: Akiyama Clinic

Address: 2 Chome-12 Ōmachihigashi, Asaminami-ku, Hiroshima-shi, Hiroshima-ken 731-0124

I Presto Kihonmacho 1 (Koihonmachi)

Estimated Cost	1 Guest: ¥2,700 per day
Phone	082-568-1139
Inquiry	https://goo.gl/XcYnSR
Address	1 Chome 9-7 Koihonmachi, Nishi-ku, Hiroshima-shi, Hiroshima Prefecture 733-0812

I Presto Kihonmacho 1 is located within the Nishi ward of Hiroshima. It takes 2 minutes to walk to the Nishi-Hiroshima station, and the JR West Hiroshima station. There are many stores in this area, including at least two convenience stores and more located at the train stations.

This housing option seems to have enough space available to house 24 students, as each

room can hold two students. It has all the essential appliances and includes a rice cooker, a TV, and a vacuum. There is also Wi-Fi and air conditioning available.

Nearest Clinic: Wakaba Clinic

Address: 1 Chome 9, Koihonmachi, Nishi-ku, Hiroshima-shi, Hiroshima Prefecture 733-0812

Faculty Housing in Hiroshima

Peace Park, Large Japanese apartment

Estimated Cost per night	1 Guest: ¥3,000
	4 Guests: ¥6,100
Location	Near Peace Park
Nearby student housing	Guesthouse Hiroshima Mange Tak

Yasuhiro's apartment is located within 5-minutes walking distance from the Hiroshima Peace Park as well as the city center and several other tourist attractions. Restaurants are located all around the apartment and a convenience store is located 3 minutes away by walking. The apartment is very close to the

city but is situated in a quiet and safe residential area (Yasuhiro, 2017).

Yasuhiro's apartment is a traditional Japanese-style apartment with Western elements. He provides several hotel-like amenities such as towels, toiletries and housekeeping, through a local hotel service. Yasuhiro offers various other amenities including a living space, kitchen, laundry, and Wi-Fi access that advisors and their families can use. Specifics of this potential housing option can be found in Appendix G.4 (Yasuhiro, 2017).



Figure 69. Peace Park living room




Figure 70. Bedding arrangements in Santiago Guesthouse Hiroshima

Santiago Guesthouse Hiroshima

Estimated Cost per night	Private/Couples Room 1-3 guests: ¥10,000
	Twin Room 1-2 guests: ¥6,000- ¥10,000
Location	Near Peace Park
Nearby student housing	Guesthouse Hiroshima Mange Tak

Santiago Guesthouse is a 4-minute walk to Xintiandi and Shintenchu Bus Stop, and a 6-minute walk to Tachimachi Tram stop. It is a 7-minute walk to the Hiroshima Peace Memorial Museum and a 9-minute walk to the Atomic Bomb Dome (Santiago Guesthouse, n.d.).




Figure 71. Bedding arrangements in Santiago Guesthouse Hiroshima

Santiago Guesthouse is situated in a popular area of Hiroshima, offering guests a historical experience with many landmarks to visit. They offer various amenities including a lounge, kitchen, laundry, and Wi-Fi access that advisors and their families can use. More amenities and specifics of this potential housing option can be found in Appendix G.4 (Santiago Guesthouse, n.d.).

The first officially licensed Airbnb in Kure 202

Estimated Cost per night	1 Guest: ¥6,100
	4 Guests: ¥8,000
Location	Kuro, southeast of Hiroshima
Nearby student housing	Hatago Flags

Miyuki's home is located near Kure station as well as a shopping mall, 100-yen shop, supermarket, and restaurants. Kure station provides access to several tourist attractions including Okunoshima (Bunny Island) and Itsukushima Shrine. This housing option is also within 10 minutes walking distance of the Yamato Museum (Miyuki, n.d.).

Miyuki's home can provide an advisor and their family with a comfortable living space in a safe and convenient area. Miyuki offers various amenities including a living space, kitchen, laundry, and Wi-Fi access that advisors and their families can use. Specifics of this potential housing option can be found in Appendix G.4 (Miyuki, n.d.).



Figure 72. Living room arrangements

Clayton Bay Hotel

Estimated Cost per night	Single Room: 1 guest: ¥6,000 2 guests: ¥5,000
	Twin Room: 1 guest: ¥8,000 2 guests: ¥7,000 3 guests: ¥5,000
	Location
Nearby student housing	Kuro, southeast of Hiroshima Hatago Flags

The Clayton Bay Hotel offers a free 5-minute shuttle from JR Kure Station to the hotel and has a bus stop located 4 minutes away. The hotel is just a 10-minute walk to the JMSDF Kure Museum and Kure Port is 1.3 km away. There are also many other museums in the area, but they require public transportation to access (Clayton Bay Hotel, n.d.).

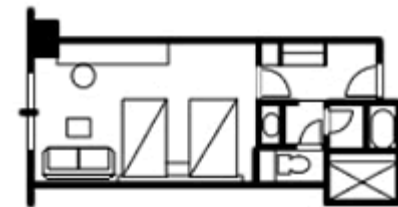


Figure 73. Clayton Bay Hotel floor plan of a twin room

The Clayton Bay Hotel features views of the Setonaikai Sea and Kureko Ocean. Located on the top floor of the hotel is Vert Marin, a restaurant serving French cuisine as well as authentic Japanese dishes. The hotel offers

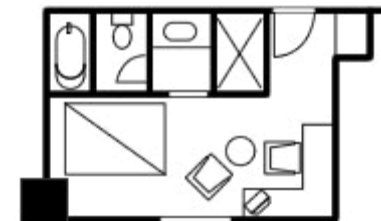


Figure 73. Clayton Bay Hotel floor plan of a single room

various amenities including a PC rental service & printing, lounge, laundry, and Wi-Fi access that advisors and their families can use. Specifics of this potential housing option can be found in Appendix G.4 (Clayton Bay Hotel, n.d.).

Transportation in Hiroshima

Hiroshima has an excellent transportation system, including the largest tram network in Japan (Japan Guide, n.d.). There are also several other transportation methods such as trains, buses, and taxis. Subways are less common in the city of Hiroshima¹ due to the prevalence of trams (Japan Guide, n.d.). Students should expect to pay roughly ¥10,000 per month to commute.

As the distance between student housing and sponsors increases, the price of the commuter pass will also increase. The public transportation system is fast, efficient, and easy to use, even for English travelers. Below are the most common forms of transportation that can be found in the city of Hiroshima.

Trams in Hiroshima

Table 30. Hiroshima tram fares

	Price	Benefits
One Way	¥130- ¥280	Single destination
One Day Pass	¥600	Useful if traveling to multiple locations
Monthly Commuter Pass	¥5150 ~¥7130	Unlimited for a month

The **most popular form of transportation in Hiroshima would be the tram system**, run by Hiroshima Electric Railway. The city is known for this large network, as **it connects nearly all the major tourist attractions and has several stations**. Thus, the tram is easily accessible to everyone traveling around the city.



Figure 74. One-Day Tram Pass

As seen in Table 30, the cost of riding the tram is ¥180 on the main line and ¥130 on the Hakushima line. If you travel outside of the city, the price will increase up to ¥280 per distance traveled. There are also tram day passes available for up to ¥600 which allows you to ride the tram all day. If students must commute on the tram, the monthly pass for the ¥130 flat-fare zone costs ¥5150 and the monthly pass for the ¥180 flat-fare zone costs ¥7130 (Hiroshima Electric Railway, n.d.).

Buses in Hiroshima

Table 31. Hiroshima bus fares

	Price	Benefits
One Way	¥180	Single destination
One Day Pass	¥700	Useful if traveling to multiple locations

The bus system in Hiroshima is easy to use and can get you around the city as long as there is a bus stop. Although the tram is more efficient, **the cost of riding a bus is equivalent to riding the tram**. One benefit of using the bus system is that it **has more stops than the tram line**, so it can get students closer to their destinations.

As seen in Table 31, the price of the bus within Hiroshima City is ¥180. There is also

a one-day pass available for purchase that costs ¥700 (Hiroshima Electric Railway, n.d.).

Trains in Hiroshima

Table 32. Hiroshima train fares

	Price	Benefits
One Way Ticket (JR)	¥140-240	Fast and efficient way to get around the city.
One Way (Astram)	¥450	Only goes to specific places
One Day Pass (Astram)	¥900	Useful when traveling to multiple locations using

Trains are useful for getting around Hiroshima, even though **they are less prevalent than Trams**. The Astramline is **not advisable for students** because of the price since one-way tickets cost ¥450 while day passes cost ¥900 (Visit Hiroshima, 2018). Standard JR Lines such as the Chuo Line cost the same as in Kyoto and Tokyo, ranging from around ¥140 to ¥240 (Chugoku, 2018). Both of these train lines can be compared side by side as seen in Table 32. A monthly commuter pass is also available for the train, but there is no flat-price pass.

Taxis in Hiroshima

Table 33. Hiroshima Taxi fares

	Fare
Flat Rate	¥630 for 1.5 km traveled
Additional	¥80/additional 326 m

Taxis are an expensive way to travel around the city, especially with Japan’s efficient public transportation system. However, in many smaller cities, public transportation ends at a certain time, so taxis may be the only viable option left (Japan Guide, n.d.). If a group four or less are traveling to one location, it may be beneficial to take a taxi since you can split the cost. As seen in Table 33, the flat rate of a taxi is ¥630 for the first 1.5 kilometers traveled. For every additional 326 meters traveled, it is an additional ¥80 (Taxideco, n.d.). Taxis are effective in order to cover a lot of ground fast and can get students to places that are not well-served by public transportation.

Food Expenses in Hiroshima

Hiroshima has a wide variety of food options. Food options native to Hiroshima are Hiroshima-style Okonomiyaki, oysters, and Momiji Manju. Hiroshima has many western food options as well, such as Italian

and American chain restaurants. According to Numbeo (2017), an online cost of living calculator, in comparison to Kyoto, **Hiroshima has 17.51% lower prices in restaurants and 25.65% lower prices in groceries**. The most popular areas to eat are Hiroshima Station, downtown Hiroshima, and near the Hiroshima Peace Memorial Park.

Tourism in Hiroshima

Hiroshima’s history focuses mainly on when the United States dropped their first atomic bomb on the city on August 6, 1945 (History.com, n.d.). After the war, there was a large effort to reconstruct the city, and it is now a popular place for people to go see the memorials of the bombing. The city consists of two world heritage sites, famous shrines and temples, historical places and parks, and several museums (Visit Hiroshima, n.d.). The major theme of Hiroshima is peace and many of its attractions aim to spread it around the world. From this wide range of activities, there is something that will please everyone and help educate them about the culture and history of Hiroshima.

Analysis of Tokyo as a Project Center

Tokyo is the capital of Japan and is the world's largest metropolitan area. Tokyo was known as Edo until 1868, when the Japanese imperial family moved there from Kyoto (City-Data, 2018). This city acts as the center for Japanese culture, finance, and government. There are a wide variety of museums, shrines, and temples to keep tourists occupied. The city also contains a large number of world-class institutions for education, as Tokyo has the highest concentration of universities in Japan (Tokyo Travel, 2018).

While evaluating Tokyo as a project center, we determined that we should lightly evaluate it compared to Kyoto and Hiroshima for efficiency. Instead of evaluating the top three sponsors for each category of sponsors, we picked the three best overall sponsors out of all the sponsor categories.

We chose to lightly analyze this city because of the high costs, transportation times, and overall likelihood of developing a partnership with sponsors in Tokyo.



Figure 75. Map showing Tokyo, Japan

Sponsors in Tokyo

We performed a soft analysis of Tokyo’s potential sponsors due to identifying only a few potential sponsors and the high cost of living. In the following sections, only four potential sponsors, belonging to the categories of museums, non-governmental and non-profit organizations, and universities, will be discussed (See Figure 76).

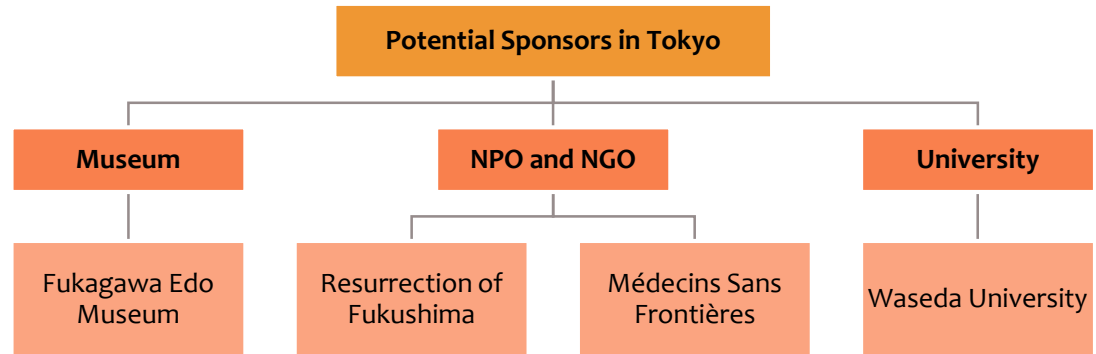


Figure 76. Evaluated Sponsors in Tokyo

A complete list of all the potential sponsors we evaluated can be found in Appendix E. Organizations we considered as potential sponsors to investigate further include:

- **Fukagawa Edo Museum**
- **Resurrection of Fukushima**
- **Médecins Sans Frontières**
- **Waseda Univeristy**



Figure 77. Fukagawa Edo Museum in Tokyo

Resurrection of Fukushima

Contact Information	
Name	Itsuko Yano
Position	Co-Founder
Email	yanoitsuko@gmail.com
Phone	03-6265-5850

In 2011, the Fukushima Daiichi nuclear plant melted down during a tsunami, causing the evacuation of many communities (Lipsy, Kushida, & Incerti, 2013). After meeting with their founders, we learned that they aim to gather data on the areas contaminated by radiation to find the best methods for their cleaning. They also organize many events to assist the villagers with rebuilding their former lives before the disaster. They would like to work with WPI students to allow the younger generations to know the truth about nuclear disasters, as well as how to clean up their aftermaths.

Using the Standard Sponsor Evaluation Form, Resurrection of Fukushima was awarded an overall score of 16/20 (See Table 34). They have experience working with students since they already partnered with Tokyo University. The main difficulties with Resurrection of Fukushima as a sponsor would be traveling to Iitate Village if the students are asked to commute, as well as

dealing with any of the radioactive materials collected from the site.

Potential Projects

- Data analysis and collection
- Developing decontaminations strategies
- Strategies to bring youth back to the communities
- Develop strategies to assist villagers rebuild their former lives



Figure 78. Director of Resurrection of Fukushima

Table 34. Scores for Resurrection Fukushima

Major Themes	Score	Strengths	Weaknesses
English Communication	3/5	Understandable English	Most of their materials are in Japanese only
Willingness to work with WPI	5/5	Enthusiastic about spreading their mission to more students	N/A
Work Space Availability	3/5	Office close to Tokyo station	Future headquarters location unknown
Ease of Contact	5/5	Quick responses to emails	N/A
Total	16/20	Meeting Comments: Enthusiastic about working with WPI because they would like the younger generation to know the truth about the impact of nuclear disasters. Their current projects with helping the Iitate community clean up the nuclear particles in their land could benefit from WPI students' assistance, by having students develop educational or clean-up programs.	
Meeting	Yes		

Médecins Sans Frontières

Contact Information	
Name	Michiko Kyokan
Position	Medical Project Leader
Email	m.kyokan@tokyo.msf.org
Phone	Tel: +81 (0)3 52 86 61 98
	Mob: +81 (0)70 13 13 71 44
Skype	michikokyokan

Medecins Sans Frontières is the French version of Doctors Without Borders. **They are an international organization that aims to provide medical services to people affected by armed conflict, epidemics, natural disasters, and unable to access medical care.** The Tokyo office coordinates the fundraising and human resources operations for all of the Asian branch of Medecins Sans Frontieres. We met with Michiko Kyokan, the Medical Project Leader, and she believed that they could find projects for WPI students to complete.

Using the Standard Sponsor Evaluation Form, we awarded Medecins Sans Frontieres an overall score of 16/20 (See Table 33). A team of five staff members coordinate all their operations in Asia. They also focus on developing their fundraising strategies and data collection.

Possible projects include:

- Assessment of their fundraising strategies
- Data collection from their efforts in Asia
- Development of educational and training programs
- Assessment of their human resources strategies



Figure 79. Médecins Sans Frontières

Table 35. Scores for Médecins Sans Frontières

Major Themes	Score	Strengths	Weaknesses
English Communication	5/5	International organization that communicates mainly in English and French	N/A
Willingness to work with WPI	5/5	Interested since their organizations depends of volunteers and donations in order to operate properly	Their office in Tokyo is mainly to coordinate efforts and fundraising, therefore projects are limited
Work Space Availability	1/5	Their Japan office is a popular area in Tokyo with cafes and restaurants nearby	Unable to assess since it was not possible to visit
Ease of Contact	5/5	Replied to messages promptly	Few people review their correspondences, therefore, there is a risk of not noticing emails
Total	16/20	Meeting Comments:	
Meeting	Yes	Enthusiastic about working with WPI since they have a limited staff and all the Asia operations are organized in the Tokyo office	

Waseda University

Waseda University is a private research university founded in 1882 (Waseda University, n.d.). The university consistently ranks among the most academically selective and prestigious universities in Japanese university rankings (Times Higher Education, 2017). They were founded on the principles of the preservation of the independence of scholarship, the promotion of the practical application of scholarship, and the fostering of good citizens (Waseda University, n.d.).

We met with Bryan Hartzheim, an Assistant Professor at the School of International Liberal Studies at Waseda University. He is interested in sponsoring a project, but fears he currently lacks the influence within the university. Bryan works in a broad humanities department, so he could find many social projects related to his field. He said he would try to contact his department and his superiors to see what projects they could provide.

No specific projects were discussed; however, Bryan sees our project bringing a great potential benefit to the school. He will likely be unable to get projects passed through his university in time for the 2018-19 school year,

but in a few years, he expects to apply for sponsorship.

Waseda University has currently implemented the "Waseda Goes Global" plan. With this plan, they aim to produce 100,000 global leaders within ten years (Waseda University, n.d.). Similar to our global projects program, they would like to develop students who are culturally aware of the world and have the skills to solve global challenges. Our IQP project could become a part of this plan, using it to benefit both universities. We scored this university using our evaluation criteria, as seen in Table 36.



Figure 80. Waseda University campus

Table 36. Waseda University evaluation data

Category	Score	Comments
Quality of Life	5/5	Has everything we need logistically (transportation, workspace, food, English)
International/Social Program	4/5	Global Education center for international studies with universities, and Waseda Goes Global plan
English Speaker	5/5	Have contact with Bryan Hartzheim, very interested in a future project
Likelihood of Participation	4/5	We have contacted them with no response yet
Communication	Yes	Bryan Hartzheim: bhartzheim@gmail.com
Total	18/20	Meeting comments: Enthusiastic about working with WPI. Lots of potential in our project and said he will bring it to his superiors

Fukagawa Edo Museum

Contact Information	
Phone	03-3630-8625
Fax	03-3820-4379

According to the Fukagawa Edo Museum website, the museum's purpose is to display exhibits and collections of historical materials, to act as a meeting place for residents, and to run events that promote and improve their community's culture (Fukagawa Edo Museum, n.d.). The goal of this museum coincides with WPI's IQP objectives as it seeks to benefit the community through its exhibits and events. We evaluated this museum using our scoring system and found that it ranked highest among the four categories that we selected (See Table 37).

The primary exhibit of this museum is a recreation of the Fukagawa Saga-cho streets of the Edo period to scale. Within the museum there is a theatre and workspace. While visiting this museum, we determined possible projects for students to complete.

Possible projects include:

- Creating exhibit translations
- Analyzing visitor demographics
- Developing community events

This museum has worked with schools in the past and because of this, they may be inclined to work with WPI (Fukagawa Edo Museum, n.d.). We were unable to contact this museum, but we still provided their contact information.



Figure 81. Fukagawa Edo Museum in Tokyo

Table 37. Scoring Evaluation for the Fukagawa Edo Museum

Major Themes	Score	Strengths	Weaknesses
Size	4/5	Large primary exhibit for visitors to explore	Few other small exhibit areas
English Support	3/5	Pamphlet was provided and all staff we encountered spoke English	Few English translations on the exhibits themselves
Website Quality	4/5	Mostly translated to English and is navigable	Uses automatic translation software
Likelihood of Participation	5/5	Plenty of English staff and past university involvement	N/A
Total:	15/20		

Living Logistics in Tokyo

The following section includes detailed information about faculty and student housing, transportation systems, and an estimated cost of food expenses in Tokyo.

Housing in Tokyo

Tokyo has limited space, so finding options for housing 24 students and two advisors presented a challenge. We used several websites to locate housing options, and then visited a few to discuss the logistics with the front desk or housing managers.

Japan has a system called monthly mansion, マンスリーマンション, (mansion means apartment in Japan). This system allows us to rent apartments on a monthly basis. In addition to looking at monthly mansions, we also evaluated hostels, guesthouses, and apartments as potential housing options for students and advisors.

Websites for Searching

In case IGSD requires other housing options, we have provided three examples of sources that we found housing from:

- Hostelworld.com
- Airbnb.com
- eng.tm21.co.jp

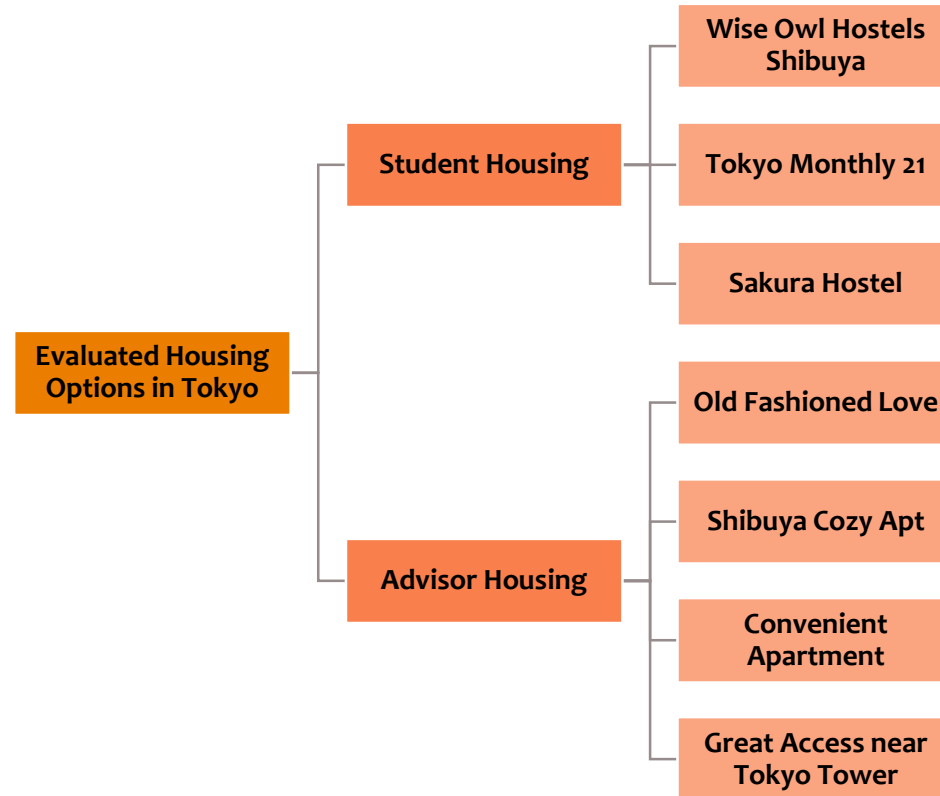


Figure 82. Evaluated housing options for students and faculty in Tokyo

Student Housing in Tokyo

Hostels

With the scarce amount of space in Tokyo, hostels make a great option to fit many students. Since many foreigners visit Tokyo for short periods of time, hostels are quite popular and are willing to rent for seven weeks. The main difficulty is finding room for so many students without sacrificing too much of their personal space.

Wise Owl Hostels Shibuya

Estimated Cost	¥3800 per night/student.
Near	Shibuya Crossing

Located in Shibuya, the Wise Owl Hostel borders a lively shopping district known for its fashion outlets. Students have access to transportation within a 5-20-minute walk, and plenty of shops and entertainment options are located in the same area.

The Wise Owl Hostel houses all 24 students in a 28-person dormitory that has access to necessary amenities on the same floor. Each floor has an eating space with a microwave, refrigerator, and electric kettle. The students



Figure 83. Wise Owl Hostels Shibuya

would be living on the 4th or 5th floors, which require descending to the 2nd or 3rd floors to do laundry using one of the two laundry machine areas. The laundry machines are coin-operated, so they would add an extra cost for the students.

Nearby Clinic: Shinbuya Aobadai Clinic
Address: 4 Chome-2-16 Aobadai, Meguro-ku, Tokyo Prefecture 153-0042

Palace Studio Ikebukuro Ekimae

Estimated Cost	¥114,000 per night/student.
Near	Ikebukuro Station

Palace Studio Ikebukuro Ekimae is four minutes away by foot from JR and Tokyo Metro Ikebukuro station. There is a Seven-Eleven right beside the building. Since it is close to Ikebukuro station there are many places to eat nearby. There are also several grocery stores within a 10-minute walk.



Figure 84. Palace Studio Ikebukuro

Palace Studio Ikebukuro Ekimae has all of the necessary furniture and toiletries. A refrigerator, microwave, toaster, TV, air conditioner, and washing machine would also

be provided. Nearest coin laundry is about ten minutes away by walking. This apartment is safe as the entrance to the building has automatic locks and a double lock on the apartment door.

Nearby Clinic: Ikebukuro Hospital

Address: 3 Chome 3-5-4, Higashiikebukuro, Toshima-ku, Tokyo Prefecture 170-0013

Sakura Hostel Asakusa

Estimated Cost	¥183,000 per student for two months
Near	Asakusa Station

Sakura Hostel Asakusa is located within a three-minute walk from Asakusa Station, and within walking distance is a supermarket, convenience stores, and many restaurants. Additionally, within this neighborhood is a hospital, amusement park, and Asakusa Shrine. This hostel is located in a central location and necessary facilities and transportation is easily accessible.

This hostel can accommodate 24 students required for an IQP. It is open 24 hours a day, with an English-speaking staff member always present at the reception. The location offers security cameras and a room key card

system. On the first floor of the building is a cafe and shared kitchen, where residents may pay to participate in breakfast buffets for only ¥325, or store and cook their own food.



Figure 85. Sakura Hostel Asakusa

Additionally, this hostel provides a free internet lounge with computers provided and Wi-Fi available throughout the building. Room cleaning services are provided, along with luggage storage services, and coin-operated laundry machines. There are three different types of rooms within the hostel, including public dormitories, and private rooms for two to eight people each.

Nearby Clinic: Sensoji Hospital

Address: 2 Chome 30-17 Asakusa, Taito-ku, Tokyo Prefecture 111-0032

Faculty Housing in Tokyo

Old Fashioned Love @SHIBUYA

Estimated Cost per night	1 Guest: ¥4,800
	4 Guests: ¥12,900
Location	Shibuya
Nearby student housing	Wise Owls Hostels Shibuya

Samurai Japan's apartment is located in a suburban area near the Meguro river. The nearest train station, Ikejiri-Ohashi, is a 5-minute walk away and has access to the Denentoshi-line and Hanzomon-line. In this neighborhood, there are several cafes and restaurants as well as a few convenience stores and a supermarket (Samurai Japan, 2014).

They are able to provide all of the amenities an advisor and their family would need, and more. They offer concierge services similar to hotels like restaurant reservations, train tickets, and amusement park tickets. Samurai Japan also offers various other amenities including a living space, kitchen, laundry, and Wi-Fi access that advisors and their families can use. Specifics of this potential housing option can be found Appendix G.6 (Samurai Japan, 2014).

Shibuya Cozy APT

Estimated Cost per night	1 guest: ¥3,900
	5 guests: ¥7,400
Location	Shibuya
Nearby student housing	Wise Owls Hostels Shibuya

Nori&Sato's apartment is located in a quiet and convenient area near the Meguro river. Around the apartment there are several restaurants as well as convenience stores and a supermarket. The nearest train station is Ikejiri Ohashi Station, which is only a 6-minute walk from the apartment. Shibuya station is also close but requires a 16-minute walk (Nori&Sato, 2015). Nori&Sato's apartment is spacious compared to other apartments in Tokyo.



Figure 86. Old Fashioned Love @Shibuya dining space arrangements

The apartment is fully-equipped with all the amenities necessary for long-term renters. Nori&Sato provide instructions on how to use appliances, directions to public transportation, and tourist attractions. The apartment has many amenities including a living space, kitchen, laundry, and pocket Wi-Fi access that advisors and their families can use. Specifics of this potential housing option can be found Appendix G.6 (Nori&Sato, 2015).



Figure 87. Shibuya Cozy APT living space arrangements

Convenient Apartment

Estimated Cost per night	1-4 guests: ¥5,300
Location	Near imperial palace
Nearby student housing	Tokyo Monthly 21

Itoe's apartment is located in Minato-ku, a relaxed environment just outside Tokyo's major city area. The district is home to many corporate offices and is near the Imperial Palace and Tsuki-ji fish market. Uchisaiwaicho Station is close to the apartment, being only a 2-minute walk away. The Shimbashi, Toranomon, and Ginza stations are also nearby and take about 5 to 18 minutes to reach (Itoe, 2015).

Itoe's apartment is newly-furnished and includes many hotel-like amenities. Some of



Figure 88. Convenient apartment sleeping arrangements

these amenities include a living space, kitchen, laundry, and high-speed Wi-Fi that advisors and their families can use. Specifics of this potential housing option can be found Appendix G.6 (Itoe, 2015).

Kanako Airbnb listing

Estimated Cost per night	1-4 Guests: ¥4,200
Location	Near imperial palace
Nearby student housing	Tokyo Monthly 21

Kanako's apartment is located in Minato-ku within walking distance to Tokyo Tower and Zojoji Temple. The closest train station is Daimon, which is only a 1-minute walk from the apartment. Hamamatsucho Station is also



Figure 89. Kanako Airbnb living room

nearby as it is only a 4-minute walk away. A Lawson convenience store, supermarket, and pharmacy are located 1-2 minutes away from the apartment (Kanako, 2016).

Kanako's apartment is a flat with one main living space and a bathroom. It is spacious for 1-4 guests but can get cramped with 5-6 people. Kanako's apartment offers various amenities including a living space, kitchen, laundry, and pocket Wi-Fi access that advisors and their families can use. Specifics of this potential housing option can be found Appendix G.6 (Kanako, 2016).

Transportation in Tokyo

The Tokyo public transportation system is the best way to get around the city. It is covered by a dense network of train, subway, and bus lines which are operated by over a dozen companies (Japan Guide, n.d.). With any form of transportation, **students should expect to pay roughly ¥10,000 per month to commute in Tokyo.** The transportation system is very efficient and timely and it is easy to understand by foreigners. Most of the maps are in English or they are color coordinated by which line you need to take. It is also helpful to use Google Maps to find out which train line to take and where to get off for your final destination.

Buses in Tokyo

Table 38. Tokyo bus fares

	Price	Benefits
One Way	¥210	Single destination
One Day Pass	¥500	Useful if traveling to multiple locations (only for Toei bus lines)
“Free Card”	¥9230	Efficient if used every day

The bus system is not often used by travelers in Tokyo, since the subway and train lines are easier and more extensive (Truly Tokyo, n.d.). The bus system is still easy to use and is similar to other cities bus systems in Japan. As seen in Table 38, the price of a one-way bus ticket for Toei bus is ¥210 within the special wards of Tokyo (Truly Tokyo, n.d.). While traveling to multiple destinations, students may find that purchasing a one-day bus pass for ¥500 is more efficient (Truly Tokyo, n.d.). The benefits of using this day pass include saving money when traveling around the city. However, this bus pass is only available to use on the Toei buses for one day. Toei also has a monthly commuter pass within special wards of Tokyo called the “Free Card”, which costs ¥9230 (Toei Transportation, 2016).

Subway in Tokyo

Table 39. Tokyo subway fares

	Price	Benefits
One Way	¥170-310	Single destination
One Day Pass	¥800	Useful if traveling to multiple locations (only for Toei Subways and Tokyo Metro)
Toei One Day Pass	¥700	Only for Toei Subway, Toei Bus, Toei Streetcar (Toden) Arakawa Line, and Nippori-Toneri Liner

The Tokyo subway system is one of the most complex in the world due to the multiple companies that have subway lines within the city (Morrison, 2016). Tokyo's subway network is operated by two main companies which are the Toei Subways, with four lines and the Tokyo Metro, with nine lines (Japan Guide, n.d.). Each line in the Tokyo subway system has an associated color and number so they are easily identifiable. As seen in Table 39, the price of a subway ticket ranges from ¥170 to ¥310 (Tokyo Metro, n.d.). A Tokyo Subway Ticket is also available for ¥800,

Table 40. Tokyo train fares

	Price	Benefits
One Way	¥140	Useful if it costs less than 375 ¥ to the destination or traveling outside of special wards in Tokyo
Tokyo Metropolitan District Pass	¥750	Useful if one way ticket to the destination costs more than 375 ¥ and within special wards of Tokyo
Tokyo One-Day Pass	¥1590	Useful if using all transportation methods above (has to be within special wards of Tokyo)

which allow travelers to ride both subway lines for the 24 hours (Japan Endless Discovery, n.d.). This ticket cannot be purchased at every station; however, the Tokyo Metro website lists all available locations for purchase.

Trains in Tokyo

The fastest and most efficient way to travel around Tokyo would be by train. The main company for all train lines is JR East. Tokyo's most prominent train line is the Yamanote Line (Japan Guide, 2018). The line consists of a loop that connects Tokyo's multiple city centers. There are other train lines that also connect to the various city centers. The prices of taking a JR line vary, as the minimum cost is ¥140, and the fare increases as you travel farther. (Tolentino, 2018). If students have the JR rail pass, then they can use any of these lines at no extra cost as long as they remain within the time range of their pass.



Figure 90. The Yamanote Line train

Taxis in Tokyo

Since Tokyo is the capital of Japan and a large city, it has a large concentration of taxis. Taxis are extremely expensive in Tokyo and it is recommended that students do not use them as a mode of transportation. They are only viable for traveling a short distance, but it is more efficient to use another form of transportation. As seen in Table 41, the flat rate of a taxi is ¥410 for the first 1.5 kilometers traveled. For every additional kilometer traveled, it is an additional ¥340 (Japan Today, 2016).

Table 41. Tokyo taxi fares

	Fare
Flat Rate	¥410 for 1.5 km traveled
Additional Rate	¥340/additional km traveled

Food in Tokyo

Tokyo is a metropolis with thousands of food options. Here one can find all kinds of places to eat, including casual and fine dining, as well as many western restaurants and food chains. Generally, food in Tokyo has a slightly higher cost than in other cities. According to Numbeo (2017), an online cost of living

calculator, in comparison to Kyoto, Tokyo has 7.20% higher prices for restaurants and 15.78% lower prices for groceries. Tourists will often receive an added tax that will be displayed on the English written menus. Many popular areas to dine in are Ginza, Shibuya, the Tokyo Station area, Tsukiji Fish Market, Chinatown, and Asakusa.



Figure 91. Asakusa street in Tokyo

Tourism in Tokyo

Tokyo is the capital of Japan and is one of the most populous cities in the world. It is not only the political and economic center of Japan, but it also has emerged as a center of the world economy and culture (Japan National Tourism Organization, n.d.). It offers a vast amount of shopping, entertainment, culture, and dining to visitors,

as well as wonderful views from Tokyo Tower. The city's history can be appreciated through museums, historic temples, and gardens (Japan Guide, n.d.). All of the city's history and entertainment can be seen through its several districts such as Ginza, Shinjuku, Shibuya, and Akihabara. From this wide range of activities, there is something that will please everyone and help educate them about the culture and history of Tokyo.



Figure 92. Tokyo Tower

Assessment of Demand and Sustainability

The following section contains an analysis of PQP and websites from the different IQP project centers.

Pre-Qualifying Project (PQP) Analysis

We decided to base our PQP recommendations on the following data we collected:

Site Director Interviews

In order to obtain information about other PQP structures, we conducted interviews through emails with the site directors from Denmark, India, and Thailand.

Denmark

We interviewed the site director, Steve Taylor, to gather information about the structure for its PQP (See Appendix D.3).

The structure, content, and advantages of the two-term Denmark PQP are outlined in Table 42. He attached a copy of the syllabus for the B-term PQP in his email reply, which

outlined the content for the PQP. After speaking with him over Skype, he recommended a two-term PQP for the Japan project center as well, because Japan has a complicated culture and the language impacts the experience greatly

Table 42. Denmark PQP structure

Structure	<ul style="list-style-type: none"> • 1/6 of a unit PQP in B term for 2 hours • 1/6 of a unit PQP and ID2050 in C term • IQP in D term
Content	<ul style="list-style-type: none"> • Books about culture, news articles • Online Language Course (Transparent Language) • Group Project and Discussions
Advantages	<ul style="list-style-type: none"> • Better team building • Advisors can learn more about their students • Enough space for effective language and culture prep.

India

We interviewed the site director, Ingrid Shockey, to gather information about the structure for its PQP (See Appendix D.3). India has a one-term PQP, the same as a regular PQP, but their project is different because they partner with Indian students. The site is English-speaking, so they have no language preparation. The structure, content, and advantages of the one-term India PQP are outlined in Table 43.

Table 43. India PQP structure

Structure	<ul style="list-style-type: none"> • 1/6 of a unit PQP and ID2050 in C term • IQP in D term
Content	Cultural Preparation <ul style="list-style-type: none"> • Guest speakers • Cultural readings • Former IQP students
Advantages	Prepares students effectively without occupying a large amount of time in their schedules

Thailand

We interviewed the site directors, Seth Tuler and Richard Vaz, to gather information about

the structure for its PQP. The structure, content, and advantages of the two-term Thailand PQP are outlined in Table 44.

Table 44. Thailand PQP structure

Structure	<ul style="list-style-type: none"> • Thai language and culture classes 1/week in A and B term • ½ of a unit PQP and ID2050 in B term (ID2050 1/week) • IQP in C term
Content	<p>Thai language and culture</p> <ul style="list-style-type: none"> • Cultural writing assignment • Focused on the culture mainly <p>Advisor determines the content each year, no set syllabus used every year.</p>
Advantages	<ul style="list-style-type: none"> • Intensive language and cultural preparation • Easier on students' class schedules • Prepares inexperienced advisors

MQP Interviews

Out of the four students we interviewed, **three of them responded that they would have preferred more language preparation** before arriving in Japan. One student elaborated on his preference, explaining that he wished he had more interactive assessment with speaking Japanese as well as more shopping language. For the full data please reference Appendix B.2.

Survey of First-Year Students

We had a total of 100 students complete our survey and their feedback benefited our project. A total of 75 students were interested in a Japan project center. As seen in Figure 93, 49 of the interested students would be willing to have a two-term prerequisite class for the Japan IQP center. This statistic indicates that students would still want to apply to the project center even if required to complete two terms of PQP. For the full survey data please see Appendix C.2.

Students Willing to Have a Two-Term PQP

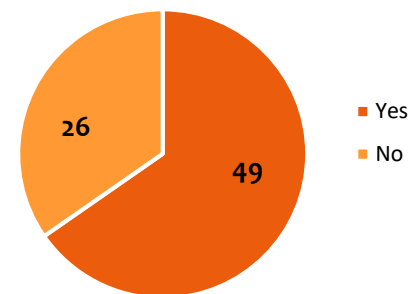


Figure 93. Number of students willing to have a two-term PQP

Our Experiences

For our PQP, we met once a week for two hours over the course of the seven-week term. Our class alternated between focusing on language and IQP preparatory topics. **We learned about:**

- Hiragana and Katakana
- Basic Cultural Rules
- Numbers
- Shopping
- Directions

During our stay in Japan, we found that spending more time on useful phrases for shopping and ordering food would have been useful. **Some examples of topics that we struggled with in Japan include:**

- Ordering food and drink
- Transportation
- Shopping (focused on cashiers' questions)
- Polite phrases (thank you very much, please, sorry, etc.)
- Shrine etiquette

Other Project Center Website Analysis

The purpose of the project website is to provide information about the project center and to organize it in a way that is easy to use, so that potential applicants can find information they require to make their site ranking decisions. The website also serves as a tool to attract potential sponsors and to provide them with information about the WPI program and past projects.

Website Content for Each Audience

After discussing with our advisor, the two main groups that the project center websites

are directed to are potential sponsors and prospective students. Other groups may include potential advisors and people interested in the WPI program.

As seen in Table 45, when students visit the project center website they usually look for logistics, overviews of the site, and experiences from past teams. On the other hand, sponsors look for explanations of the WPI program, the benefits and responsibilities of becoming a sponsor, and examples of past projects as seen in Table 46. What both groups look for can be seen in Table 47. It is very important to have mobile platform compatibility for sponsors, since in Japan it is common practice to read content on phones while riding public transportation to and from work (deWinter, 2017).

Table 45. Content for students

What students are looking for ?
<ul style="list-style-type: none"> • Reasons to apply and potential interest <ul style="list-style-type: none"> ○ Blog of student experiences ○ City overview • Terms, expected expenses, logistics <ul style="list-style-type: none"> ○ Living arrangements • Map of Japan, with Project Center highlighted • IQP Registration information

Table 46. Content for sponsors

What sponsors are looking for ?
<ul style="list-style-type: none"> • WPI and its prestige <ul style="list-style-type: none"> ○ MQP Japan ○ Map, where WPI is? • What is an IQP? Detailed Description • The WPI Plan • Student work description • Benefits of becoming a sponsor • Mobile compatible website

Table 47. Content for students and sponsors

What students are looking for ?
<ul style="list-style-type: none"> • General IQP information • Current and past projects • Advisor/IGSD Contact Information • Easy to understand content, minimal reading effort

Website Content on Other Project Center Websites

We examined fourteen websites carefully in this section (See Appendix F.1). The similarities in content and their most common categories are found in Table 48.

The tabs including the most important information are “Homepage,” “Projects,” “Contact Us,” “For Students,” and “For Sponsors”. These categories are used on over 75% of the analyzed web pages (See Figure 94). The “WPI Program” tab ensures that sponsors understand the WPI curriculum and the details of an IQP. These tabs address the common questions of interested students and potential sponsors.

The WordPress template is the common platform that all project centers use to create their websites, except for the Venice project center website which uses a difficult custom website structure. This template puts the categories into tabs within the navigation ribbon near the top of the page. The WordPress template is easy to use, maintain, and update. WordPress can also hold and organize all the content that we aim to display.

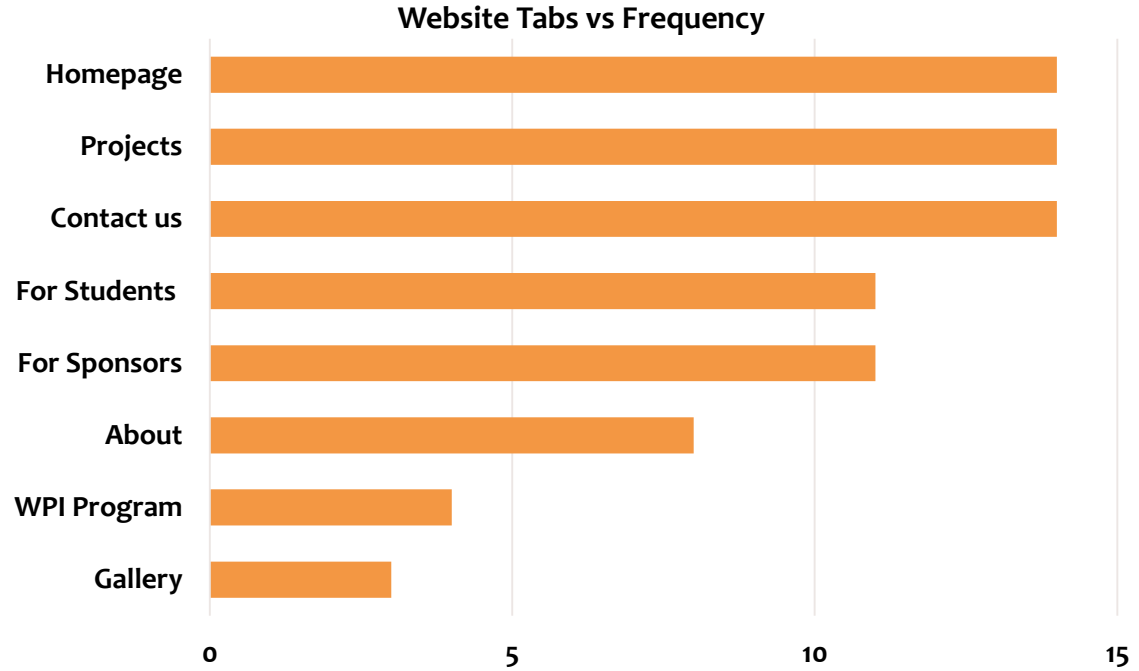


Figure 94. Frequency of each content category in the 14 analyzed project center websites

Table 48. Website categories and the information they contain

Homepage	Projects	Contact us	For Students	For Sponsors	WPI Program	Gallery
Describes the history of the project center and gives brief introduction of the past IQPs	Organizes list of all the previous projects including final report	Includes project center and IGSD contact information.	Describes attractions, basic logistics such as term and housing, past experiences, and FAQ.	Program details, benefit to sponsor, contact instructions and a list of sponsors is displayed	Explains the WPI programs.	Images while abroad

Recommendations for the Report

The following section includes city, term, and pre-qualifying project conclusions.

City Recommendation

Based on our research and findings, we have concluded that **Kyoto is the best location for a WPI project center in Japan.** We believe that Kyoto is the best city because it has optimal options for the following categories:

- Sponsors
- Housing
- Transportation
- Food
- Tourism

Sponsors

Kyoto has the highest quantity of viable sponsors for each category that we determined. In Figure 95, we have compiled the number of viable sponsors for each category within each city, showing that **Kyoto has the highest number of total available potential sponsors.**

A viable sponsor is one that has obtained a score above the cutoff determined in its respective sponsor category. Since some sponsor categories used a different scoring system from the Standard Sponsor Evaluation Form, the cutoffs vary between each category. The categories' scoring cutoffs are explained in the following section.

Local Government

We investigated only one local government as a potential sponsor for the city of Kyoto. We analyzed this government sponsor through preliminary research since we had difficulty establishing communication. Therefore, no cutoff scores were used in this section, and the viable sponsor was chosen based on analyzed data.

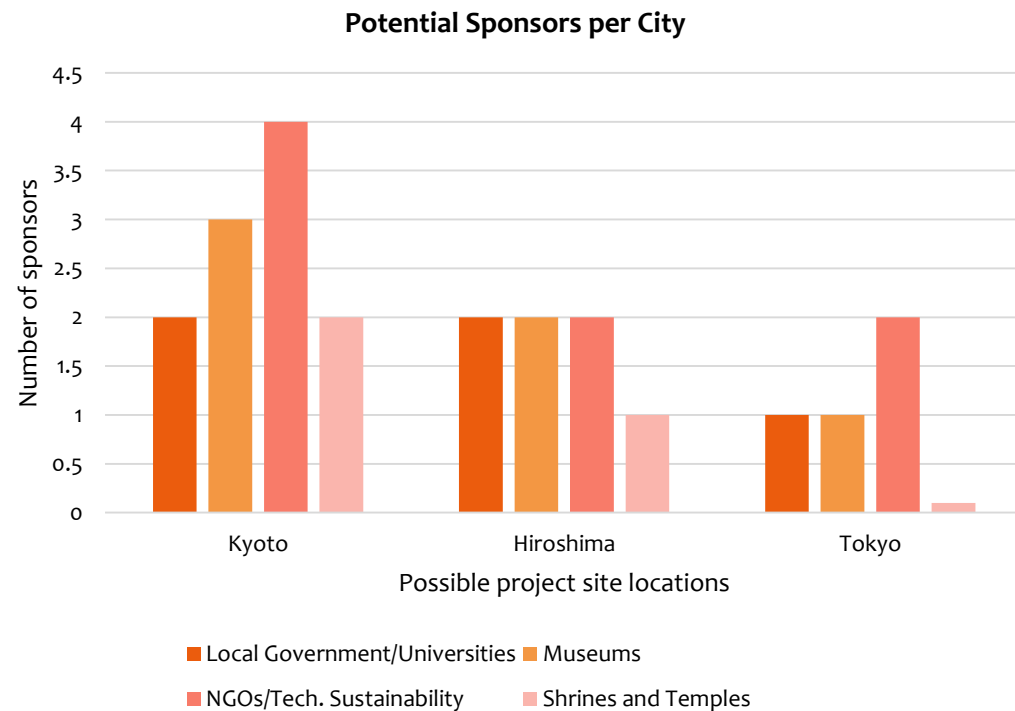


Figure 95. Amount of potential sponsors in each evaluated city

Museums

We investigated a total of three museums as potential sponsors for the city of Kyoto. The museums category did not use the Standard Sponsor Evaluation Form; however, they used a scale out of 20 points with a cutoff score of 14/20 points. Only viable sponsors could receive this score by having adequate combinations of English support, museum size, website quality, and likeliness to work with WPI.

NGOs and Technology, Society, and Sustainability

We investigated a total of three NGOs and Technology, Society, and Sustainability as potential sponsors for the city of Kyoto. This category used the Standard Sponsor Evaluation Form, with a cutoff score of 15/20. Only viable sponsors could receive a score of over 15/20 by having adequate combinations of English support, willingness to work with WPI, contact responsiveness, and workspace availability. Thus, we obtained a reasonable number of candidates from the large amount of organizations that we contacted.

Shrines and Temples

We investigated a total of four shrines and temples as potential sponsors for the city of Kyoto. The Shrines and Temples category used the Standard Sponsor Evaluation Form, but with a modified method for scoring sponsors. We gave non-scaled questions, such as multiple choice a score of -1, 0, or 1, adding extra points to the maximum possible score a sponsor could receive. Overall, we determined that we could not use shrines and temples as a reliable source for potential sponsors. They failed most of the mandatory requirements, usually the English language requirement. **Therefore, we recommend to focus on other potential sponsors before looking at shrines and temples.**

Universities

We investigated a total of two universities as potential sponsors for the city of Kyoto. The universities category used a modified version of the Standard Sponsor Evaluation Form with some changes to better evaluate universities. **We used a cutoff score of 15/20 to recommend potential sponsors.** Only viable and interested universities received a passing score.

We compared each city's most viable sponsors as opposed to their total quantity of sponsors through our cutoff scores for each category. Overall, we found our highest quality sponsors in Kyoto, as shown by the descriptions of sponsors in the data section of this report.

Housing

After thorough research of housing in the Kyoto area, **we recommended Khaosan Kyoto Guest House, The Millennials Kyoto, and Marufuku Building as viable options.** The national average rent price for a one-bedroom apartment in Japan is ¥44,000 (Real Estate JP, n.d.). An apartment in Hiroshima costs roughly the same as the national average, while one in Tokyo costs almost twice as much (See Figure 96). Although Hiroshima is slightly cheaper compared to Kyoto, we found fewer available housing options as it is smaller than Kyoto and Tokyo. **Therefore, Kyoto has more housing availability as well as more affordable prices.**

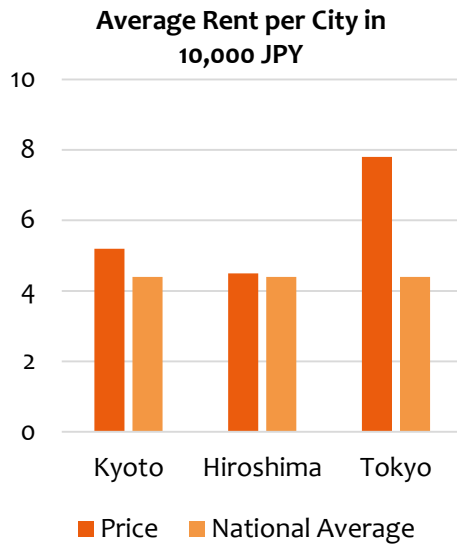


Figure 96. Average rent price in yen for a one-bedroom apartment in Kyoto, Hiroshima, and Tokyo

Transportation

After analyzing each city's transportation costs, we determined that **Kyoto's transportation system was the most cost effective.** After researching all the various transportation methods and their costs, we determined that **the most effective transportation method in Kyoto is the bus system** as it allows students to travel almost anywhere in the city. One of the most cost-efficient options is to purchase a monthly

commuter bus pass for two months. We calculated an overestimated budget to cover unforeseen events by 20% and found **that the average cost of transportation for the Japan IQP center in Kyoto would be \$210.**

Food

In comparison to Tokyo and Hiroshima, Kyoto has a slightly higher cost in groceries. For the dining out category, Tokyo has a higher cost while Hiroshima has a significantly lower cost, as seen in Figure 97.

Despite Hiroshima and Tokyo having a lower cost in either the dining out or the groceries categories, we determined that the cost difference would not disqualify Kyoto as the chosen city. Nevertheless, the small price difference of about ¥100 to ¥200 would not impact our city recommendation. Also, after we analyzed the team's expenses, we calculated an overestimated budget to cover unforeseen events by 20% and determined that **the average cost of food for the Japan IQP center in Kyoto would be \$1184.63.**

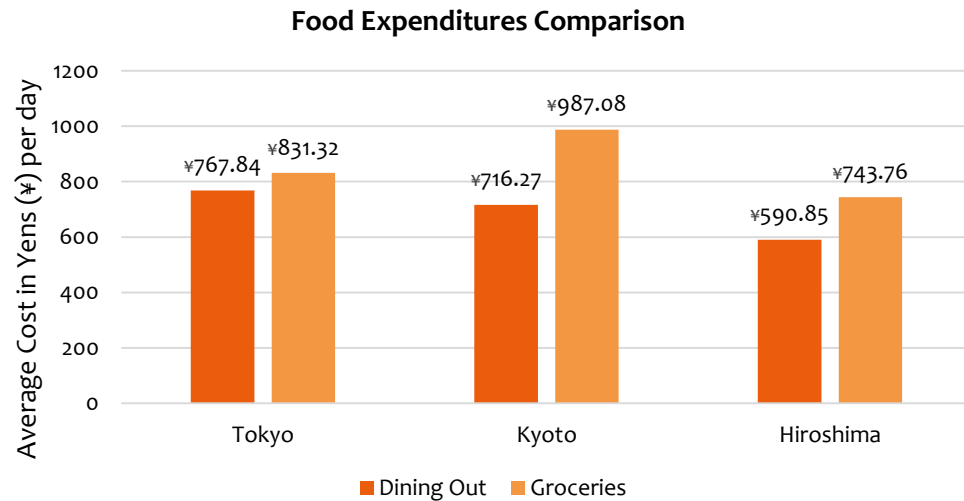


Figure 97. Average cost in yen per day for dining out and groceries

Term Recommendation

We have decided that IGSD should hold the Japan IQP in A-term. We based our recommendations for the term on the following criteria:

- Sponsor availability
- IGSD project center term availability
- Advisor availability
- PQP consideration
- Housing availability
- Survey results

Sponsor Availability

The availability of potential sponsors greatly impacts the term of the Japan IQP. We found that when considering this specific facet of our term analysis, all terms were feasible except for C-term. Midori Farm is not active during the winter season and would be unlikely to be able to provide projects during that time. Another sponsor, Kyoto VR, uses the months coinciding with C-term as a break period and would also be unlikely to provide a project. Additionally, this period of the year is a time for entrance exams and most universities are involved in administering exams, so their ability to provide projects would also be hindered.

IGSD Project Center Availability

According to the IGSD project center database, A-term lacks in the number of project centers available for students to travel abroad (Worcester Polytechnic Institute, 2018). We gathered the data for project center availability, as shown in Figure 98, revealing that A-term has a significantly lower amount of available project centers compared to both C- and D-term.

According to the data shown in this graph, IGSD would likely prefer the Japan project center to be run in A- or E-term, to increase

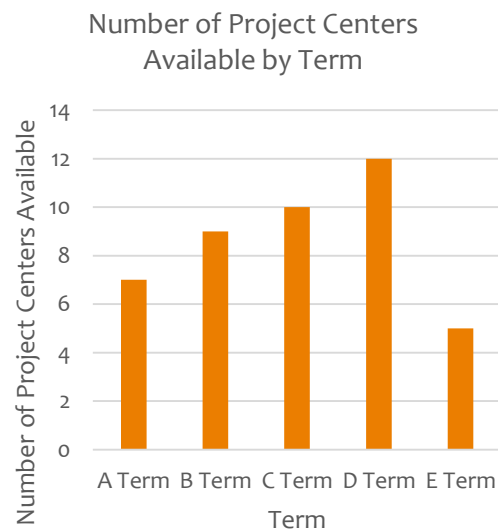


Figure 98. Project center availability

the options for students who would like to complete their IQP during the fall or summer months (deWinter, 2018). Additionally, during A-term, MQP groups work in and around Kyoto, which may make A-term a more convenient choice.

Advisor Availability

Another factor we considered is advisor availability as it is the lowest in D-term. Many important events occur in D-term that affect professor availability, such as project presentation day, open houses, and graduation. Many professors do not want to advise a project center in D-term and it is very difficult to convince them to sign up (deWinter, 2018). This issue is highlighted since D-term hosts the highest number of projects, as shown in Figure 98. D-term is one of the least viable terms in advisor availability due to the low professor interest and high demand for advisors.

PQP Consideration

WPI offers one- or two-term PQP courses for students to take prior to completing their IQP. Since we recommend that the Japan IQP should have a two-term PQP, we considered this when making our term recommendation. The length of the PQP must be considered since winter and summer

break may impact the effectiveness of the course.

When considering PQP, we believe that C- and D-term would be the best terms since the IQP would not be negatively impacted by the summer break. However, several project centers in A-term such as Moscow have an online language course that students take for 1/2 credit. This course is free of charge for students and allows them to prepare for their project center right before they travel abroad.

Housing Availability

When contacting potential housing options such as hostels, we learned that WPI's B-term coincides with the highest tourism season in Kyoto. Thus, if the IQP were to take place in B-term, there would be less availability for housing and the cost may be increased. Therefore, when deciding the optimal term for the Japan project center, we decided that B-term would not be feasible.

Survey Results

Out of 100 students that completed our survey, 75 were interested in Japan as a project center. In our survey responses, students who are interested in Japan as a project center preferred C- and D-term. When asked about which terms they would be willing to go to Japan, 51 of students

selected C-term as one of their choices and 54 selected D-term, as seen in Figure 99. While A-term was not the most sought-after term, our data still shows that 39 of students surveyed would be willing to go to Japan during A-term, indicating that it is still a viable option.

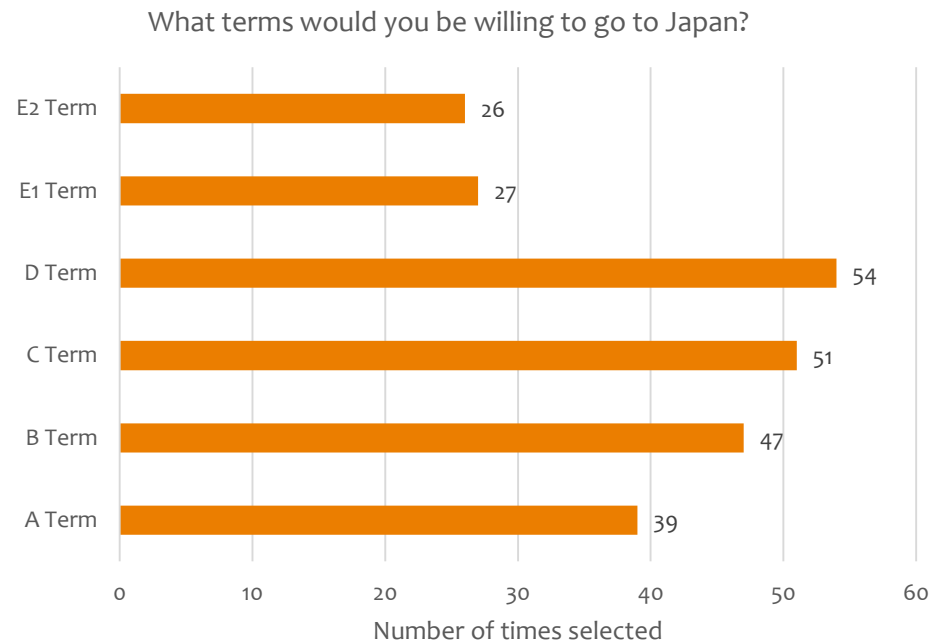


Figure 99. Students' preferred terms for IQP

PQP Recommendation

Based on the data from our site director email interviews, MQP student interviews, and our first-year student survey, we determined that **overall a two-term PQP would prepare students best** for their IQP in Japan. A flowchart of our recommendation for the PQP structure is shown in Figure 100.

From our own experiences in PQP and our time in Japan, **we believe that the language and cultural preparation class should focus primarily on the following topics:**

- Japanese Culture and Customs
- Hiragana and Katakana
- Specific Japanese Phrases
- Japanese-English Words
- Online Study Tool

Japanese Culture and Customs

It is important to teach students about when to take off their shoes, not to cross the street when the light for the crosswalk is red, as well as other Japanese rules and customs that American students may not know. We also found that shrine etiquette would be useful knowledge, so that students would not act disrespectfully. Various information about public transportation would ensure that students understand how to reach their destinations without mishaps such as boarding the wrong bus or missing a station.

Hiragana and Katakana

Hiragana and Katakana are helpful for reading in general but are especially important when reading the signs for transportation. For example, the Shinkansen remains at the station for a short period of time, so students would benefit from being able to recognize the line of a Shinkansen by the Japanese characters as opposed to waiting for them to switch to English.

Specific Japanese Phrases

Specific phrases such as “water please”, “how much does this cost”, and other similar survival phrases should also be a main focus in PQP. These phrases could be organized into categories such as polite phrases, shopping, as well as ordering food and drink.

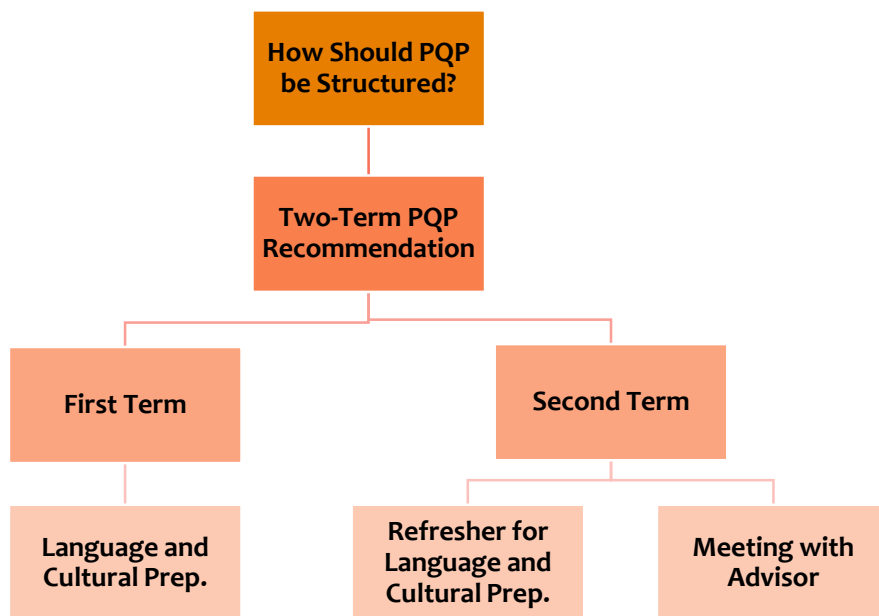


Figure 100. Two-term PQP flowchart

Japanese English Words

Some words in Japanese are simply English words with extra vowel sounds such as *botto doggu* (hot dog) and *chocoreto* (chocolate). When asked questions in English, people will often not understand some words unless they are pronounced in their Japanese version.

Online Study Tool (Transparent)

In order to more effectively teach the above topics, we recommend the use of Transparent, a language learning software provided by WPI. Other PQPs use Transparent to assist with language preparation and WPI students can access it for free. Transparent provides eight units of Japanese language preparation, each with five lessons and a test. These units cover lessons in topics such as Hiragana, Katakana, introductions, directions, eating out, money, and more (See Figure 101). Unfortunately, Transparent has some translation errors involving complex vowels. However, this small issue does not undermine the education value of the software.

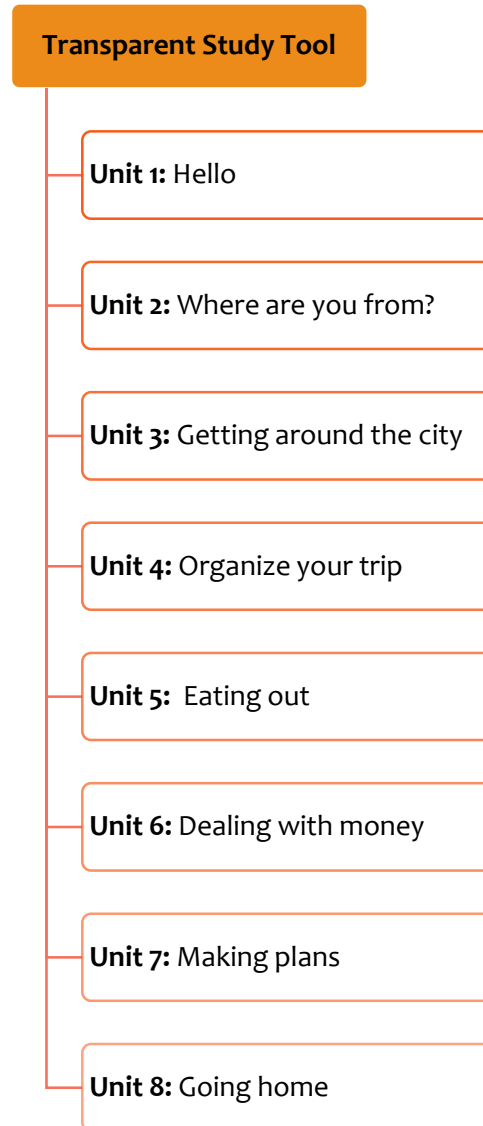


Figure 101. Transparent language units

On-site Coordinator

We recommend having an on-site coordinator for the Japan Project Center due to our experiences in Japan and an interview with our advisor, Jennifer deWinter. While looking for sponsors in Kyoto, Benoit Jacquet greatly assisted us with contacting various potential sponsors that he recommended. It is easier to maintain a project center when there is someone who is familiar to the country and has connections within the community.

An on-site coordinator is especially useful during the terms leading up to the IQP, before WPI staff arrive in Japan. An on-site coordinator costs \$5000. The cost does not impact the student's expenses of the project center since the cost is covered by IGSD (deWinter, 2018). An on-site coordinator would be cheaper than a WPI staff member regularly traveling to Japan due to travel expenses (deWinter, 2018).

Website Recommendations

Combining all the information compiled from our research, we created a sitemap for the website that covers all the content that it should include. This sitemap outlines the required main sections and presents a detailed description of the required content and subsections. The sitemap is shown in Figure 102.

Homepage

- General information about the project center and IQP
- History and some interesting past projects
- City Overview

WPI Program

- WPI's global presence as a university
- General IQP facts and info with examples of past projects
- The WPI Plan

Projects

- Basic information page describing projects
- Organized list of all the past and current projects, organized by year
- Details of the project, abstract, and the final paper

For Students

- Describe the attractions to encourage students to apply
- Fact sheet containing:
 - Discussion about application and provides link to IGSD's page, where costs can be found
 - Logistics including term, housing, travel, preparations
 - Map of Japan highlighting project center location

For Sponsors

- Link to WPI Program (IQP and Project-Based Learning)
- Fact sheet containing:
 - Sponsorship reasons / benefits
 - Requirements
 - Other organization partners (to show prestige)
 - Map of USA pointing to WPI's location
 - Contact Us link

Contact Us

- Basic contact information
- Email of site director for sponsorship or general inquires

Figure 102. Recommended tabs and content for the Japan IQP website

Table 49. Table of Authors

Section	Author
Abstract	Enyedy and Chao
Acknowledgements	Enyedy
Executive Summary	Shumway, Enyedy, and Fraga
Authorship	All
List of Figures and Tables	Chao, Shumway, and Enyedy
Introduction to the Viability of a Japan IQP	Fraga and Sanchez
Methods of Evaluating Aspects of an IQP Overview	Fraga
Sponsor Analysis	Sanchez, Enyedy, Chao, Shumway, and Fraga
Living Logistics Analysis	Shumway and Fraga
Pre-Qualifying Project Evaluation	Shumway and Enyedy
Website Evaluation	Main contributor: Chao Significant editors: Fraga, Sanchez, Enyedy, and Shumway
Introduction to Kyoto	Fraga
Sponsors in Kyoto Overview	Shumway
Non-Governmental and Non-Profit Organizations in Kyoto	Fraga and Enyedy
Technology, Society, and Sustainability in Kyoto	Fraga and Enyedy
Universities in Kyoto	First draft: Barber Final Draft: Chao and Fraga
Museums in Kyoto	Shumway and Ward
Local Governments in Kyoto	Chao and Fraga
Shrines and Temples in Kyoto	Sanchez and Nakamura
Living Logistics in Kyoto Overview	Sanchez, Enyedy, and Nakamura
Student Housing in Kyoto	Nakamura, Ward, Enyedy, Fraga
Faculty Housing in Kyoto	Barber

Transportation in Kyoto	Final draft: Shumway Facts check: Nakamura
Food Expenses in Kyoto	Fraga
Tourism in Kyoto	First draft: Chao Final draft: Shumway
Introduction to Hiroshima	Sanchez
Sponsors in Hiroshima Overview	Shumway
Non-Governmental and Non-Profit Organizations in Hiroshima	Fraga and Enyedy
Museums in Hiroshima	Shumway and Ward
Universities in Hiroshima	First draft: Barber and Chao Final Draft: Chao
Shrines and Temples in Hiroshima	Sanchez and Nakamura
Local Government in Hiroshima Overview	Chao
Living Logistics in Hiroshima Overview	Sanchez, Enyedy, and Nakamura
Student Housing in Hiroshima	Nakamura, Ward, Enyedy, Fraga, and Chao
Faculty Housing in Hiroshima	Barber
Transportation in Hiroshima	Final draft: Shumway and Chao Facts Check: Nakamura
Food Expenses in Hiroshima	Fraga
Tourism in Hiroshima	First draft: Chao Final draft: Shumway
Introduction to Tokyo Overview	Shumway
Sponsors in Tokyo Overview	Fraga
Non-Governmental and Non-Profit Organizations in Tokyo	Fraga and Enyedy
Universities in Tokyo	First draft: Barber and Chao Final Draft: Chao
Museums in Tokyo	First draft: Ward

	Final draft: Ward and Shumway
Living Logistics in Tokyo Overview	Sanchez, Enyedy, and Nakamura
Student Housing in Tokyo	Fraga, Enyedy, Nakamura, and Ward
Faculty Housing in Tokyo	Barber
Transportation in Tokyo	Shumway Facts Check: Nakamura and Chao
Food Expenses in Tokyo	Fraga
Tourism in Tokyo	First draft: Chao Final draft: Shumway
Pre-Qualifying Project (PQP) Analysis	Shumway and Enyedy
Other Project Center Website Analysis	Main contributor: Chao Significant editors: Fraga, Sanchez, Enyedy, and Shumway
City Recommendation	Enyedy, Nakamura, Ward, Shumway, Fraga, and Sanchez
Term Recommendation	First draft: Enyedy and Ward Final draft: Shumway and Ward
PQP Recommendation	Ward, Enyedy, and Shumway
Website Recommendation	Main contributor: Chao Significant editors: Fraga, Sanchez, Enyedy, and Shumway
References	Barber and Shumway
Appendices	Sanchez, Ward, Fraga, and Shumway

Table 50. *Table of Roles*

Roles	
Editors	Enyedy and Shumway
Format and Design	Sanchez and Enyedy
Content Review	Nakamura and Chao

References

- AbeBooks. (n.d.). *Hiroshima Peace Culture Foundation* [Digital Image], Retrieved from <https://docs.google.com/document/d/1FBHwKY7yxlaZINJ58HJL2xcHRiZ7nfxOUW-8iLqKIGk/edit>
- ANT-Hiroshima. (n.d.). *About Us*, Retrieved from <http://ant-hiroshima.org/en/index.html>
- ANT-Hiroshima. (n.d.). *ANT-Hiroshima* [Digital Image], Retrieved from <http://ant-hiroshima.blogspot.jp/2010/11/motomachi-school-children-design.html>
- ANT-Hiroshima. (n.d.). *ANT-Hiroshima* [Photograph], Retrieved from <http://ant-hiroshima.org/about.html>
- ASTEM. (n.d.). *ASTEM Logo* [Digital Image], Retrieved from <https://www.astem.or.jp/en/>
- ASTEM. (n.d.). *History of ASTEM*, Retrieved from <https://www.astem.or.jp/en/#ct02>
- ASTEM. (n.d.). *Introduction*, Retrieved from <https://www.astem.or.jp/en/#ct02>
- Blackman, S. (2012, August 08). *The world's busiest train stations*. Retrieved February 20, 2018, from <http://www.railway-technology.com/features/featureworlds-busiest-train-stations/>
- Berger, A. A. (2010). *Tourism in Japan : An ethno-semiotic analysis*. Bristol: Channel View Publications. Retrieved from <http://ebookcentral.proquest.com.ezproxy.wpi.edu/lib/wpi/detail.action?docID=543898>
- Booking.com. (n.d.). *Akihabara Hotel 3000* [Photograph], Retrieved from <https://tec.bstatic.com/images/hotel/max500/412/41245890.jpg>
- Booking.com. (n.d.). *Wise Owl Hostels Shibuya* [Photograph], Retrieved from <https://sec.bstatic.com/images/hotel/max1024x768/997/99700429.jpg>
- Britannica. (n.d.). *Kobe Earthquake of 1995*, Retrieved from <https://www.britannica.com/event/Kobe-earthquake-of-1995>
- Bosai. (n.d.). *Hiroshima Koudai* [Photograph], Retrieved from <https://www.bosai-jp.org/upload/member/81/images/8211hirokoudai.jpg>
- Business Wire. (n.d.). *HIU Logo* [Digital Image], Retrieved from <https://www.businesswire.com/news/home/20170618005119/en/Hiroshima-International-University-Releases-Cheatable-Exam>
- The City of Hiroshima. (n.d.). *Hiroshima City Hall* [Photograph], Retrieved from <http://www.city.hiroshima.lg.jp/www/contents/1389358636048/simple/common/other/4ea600ab002.jpg>
- Chugoku JR Bus Company. (n.d.). *Hiroshima Sightseeing Loop Bus*. Retrieved February 3, 2018, from <http://www.chugoku-jrbus.co.jp/teikan/meipurupu/en/>
- City Data. (n.d.). *Cities Around the World: Tokyo*. Retrieved February 13, 2018, from <http://www.city-data.com/world-cities/Tokyo-Introduction.html>
- The City of Hiroshima. (n.d.). *Overview*, Retrieved from <http://www.city.hiroshima.lg.jp/english/overview/>
- The City of Hiroshima. (n.d.). *Utilization of the Former Bank of Japan Hiroshima Branch*. Retrieved January 29, 2018, from <http://www.city.hiroshima.lg.jp/english/>
- Clayton Bay Hotel (n.d.). *Access*, Retrieved from <http://www.clayton-bay.jp/english/access/>

Clayton Bay Hotel (n.d.). *Facility*, Retrieved from <http://www.clayton-bay.jp/facility/>

Clayton Bay Hotel (n.d.). *Single Room* [Photograph], Retrieved from <http://www.clayton-bay.jp/stay/single.html>

Clayton Bay Hotel (n.d.). *Single Room Floor Plan* [Photograph], Retrieved from <http://www.clayton-bay.jp/stay/single.html>

Clayton Bay Hotel (n.d.). *Twin Room* [Photograph], Retrieved from <http://www.clayton-bay.jp/stay/single.html>

Clayton Bay Hotel (n.d.). *Twin Room Floor Plan* [Photograph], Retrieved from <http://www.clayton-bay.jp/stay/single.html>

Cloudfront. (n.d.). *Palace Studio Ikebukuro Ekimae* [Photograph], Retrieved from <https://d1and0b9c844k0.cloudfront.net/attachments/8cc813a5caea3c454bff1463cf3307c41b955679/store/limit/720/540/6f9caf2aa70c0cee774ed18dfa5203788d251c03d7a62b43a8ffa6bb0d48/%E3%83%91%E3%83%AC%E3%82%B9%E3%83%86%E3%83%A5%E3%83%87%E3%82%A3%E3%82%AA%E6%B1%A0%E8%A2%8B%E9%A7%85%E5%89%8D%E3%81%AE%E5%A4%96%E8%A6%B3%EF%BC%88>

[%E3%81%B2%E3%81%8D%E3%81%89.jpg](http://www.clayton-bay.jp/facility/)

East Japan Railway Company. (2014, April 1). *Announcement:Revise of Fares*. Retrieved February 23, 2018, from https://www.jreast.co.jp/kaitei2014/pdf/jr_kaitei.pdf

East Japan Railway Company. (n.d.). *Tokyo Metropolitan District Pass*. Retrieved February 23, 2018, http://www.jreast.co.jp/e/pass/tokunai_pass.html

East Japan Railway Company. (n.d.). *Tokyo Station Fare Map*. [Photograph], Retrieved from <http://www.jreast.co.jp/estation/stations/icfaretable/pdf/1039.pdf>

East Japan Railway Company. (n.d.). *Tokyo 1-Day Ticket*. Retrieved February 22, 2018, http://www.jreast.co.jp/e/pass/tokyo_free.html

ebookers. (n.d.). *Guest House Meguri Inari*, Retrieved from <https://www.ebookers.com/Kyoto-Hotels-Guesthouse-Meguri-Inari.h19815459.Hotel-Information>

ebookers. (n.d.). *Guest House Meguri Inari, Bedroom* [Photograph], Retrieved from

<https://www.ebookers.com/Kyoto-Hotels-Guesthouse-Meguri-Inari.h19815459.Hotel-Information>

ebookers. (n.d.). *Guest House Meguri Inari, Outside* [Photograph], Retrieved from <https://www.ebookers.com/Kyoto-Hotels-Guesthouse-Meguri-Inari.h19815459.Hotel-Information>

Enzet. (n.d.). *Astram Line* [Digital Image], Retrieved from <http://enzet.ru/en/metro/hiroshima/index.html>

Erasmusu. (n.d.). *Ritsumeikan University (College of International Relations, Kinu)* [Photograph], Retrieved from <https://erasmusu.com/en/erasmus-ritsumei-ritsumeikan-university/erasmus-photos/ritsumeikan-university-college-of-international-relations-kinu-76639>

Explore Hiroshima. (n.d.). *Welcome to Hiroshima* [Photograph]. Retrieved <https://www.hiroshima-navi.or.jp/en/post/007160.html>

Explore Hiroshima. (n.d.). *Fukuromachi Elementary School Peace Museum* [Photograph]. Retrieved from <https://www.hiroshima-navi.or.jp/en/post/007155.html>

Facebook. (n.d.). *Guest House Meguri Inari*,

- Retrieved from <https://www.facebook.com/guesthousemeguriinari/>
- FIC. (n.d.). *Hiroshima Peace Foundation* [Digital Image], Retrieved from <https://docs.google.com/document/d/1FBHwKY7yylaZINJ58HJL2xcHRiZ7nfxOUW-8iLqKIGk/edit>
- Flat Agency. (n.d.). *Monthly Apartments*, Retrieved from <https://flat-a.co.jp/en/business/monthly.html>
- Fukuromachi Elementary School. (2018) *Fukuromachi Elementary School Peace Museum*. Retrieved January 30, 2018, from <http://cms.edu.city.hiroshima.jp/wblog/index.php?id=e0892>
- Google Maps. (n.d.). *Map of Universities in Hiroshima* [Digital Image], Retrieved from <https://www.google.co.jp/maps/@34.3908458,132.4654816,12z/data=!3m1!4b1!4m2!6m1!1s1DfTg8WHhAxSCVNAQaki0Kazz6-3jPHII?hl=en>
- Google Maps. (n.d.). *Map of Universities in Kyoto* [Digital Image], Retrieved from <https://www.google.co.jp/maps/@34.9153261,135.668752,11z/data=!3m1!4b1!4m2!6m1!1s1lt5xa116bM4Sy95TPB6-kiuQopSmXQ7X?hl=en>
- Google Maps. (n.d.). *Map of Universities in Tokyo* [Digital Image], Retrieved from https://www.google.co.jp/maps/@35.6792434,139.7258228,13z/data=!3m1!4b1!4m2!6m1!1s1q_RfqrChRpzM8YCRPNHnAXT5IKZjzPAG?hl=en
- GPS My City. (n.d.). *Ukyo-ku* [Photograph], Retrieved from <https://www.gpsmycity.com/tours/ukyo-ku-walking-tour-2693.html>
- Guesthouse Hiroshima Mange Tak. (n.d.) *About*, Retrieved from <http://www.mange-tak.com/>
- Hatago Flags. (n.d.) *Information*, Retrieved from <https://hatagoflags.com/jp/>
- HereNow. (2017, August 24). *The Millennials* [Photograph], Retrieved from <https://www.herenow.city/en/kyoto/venue/the-millennials/>
- Heyworld Japan. (n.d.). *Nishiki Ichiba Market - Kyoto* [Photograph], Retrieved from <http://heyworld.jp/destinations/kansai/kyoto/nishikiichiba.html>
- Hiroshima Electric Railway. (n.d.) *Hiroshima Electric Railway*. Retrieved February 1, 2018, from <http://www.hiroden.co.jp/en/>
- Hiroshima Electric Railway. (n.d.) *Hiroshima Electric Railway* [Photograph]. Retrieved <http://www.hiroden.co.jp/en/>
- Hiroshima Electric Railway. (n.d.) *Hiroshima Electric Railway Route Map* [Photograph]. Retrieved from <http://www.hiroden.co.jp/en/s-routemap.html>
- Hiroshima Electric Railway. (n.d.) *Hiroshima Peace Pass*. Retrieved February 15, 2018, from <http://www.hiroden.co.jp/ticket-pass/bargain-tickets/peace.html>
- Hiroshima Electric Railway. (n.d.) *Hiroshima Peace Pass* [Photograph]. Retrieved <http://www.hiroden.co.jp/ticket-pass/bargain-tickets/peace.html>
- Hiroshima Electric Railway. (2017, September 28). *Notification: Establishment of 180 yen flat-fare zone*. Retrieved February 23, 2018, from <http://www.hiroden.co.jp/topics/2017/0928-area180.html>
- Hiroshima Peace Memorial Museum. (n.d.) *Hiroshima Peace Memorial Museum*. Retrieved January 31, 2018, from <http://hpmuseum.jp/>
- Hiroshima Support Center for International Students (n.d.) *Hiroshima International University* [Photograph], Retrieved from, <http://www.int-students-hiroshima.jp/en/school/hiroshima-kokusai.html>
- History.com. (n.d.) *Bombing of Hiroshima and Nagasaki*, Retrieved February 20, 2018,

- from
<http://www.history.com/topics/world-war-ii/bombing-of-hiroshima-and-nagasaki>
- HIU. (n.d.). *History*, Retrieved from
<http://www.hirokoku-u.ac.jp/english/about/history.html>
- HIU. (n.d.). *Local contribution*, Retrieved from
http://www.hirokoku-u.ac.jp/english/local_contribution/index.html
- HIU. (n.d.). *Location*, Retrieved from,
<http://www.hirokoku-u.ac.jp/english/about/location.html>
- Hostelworld. (n.d.). *Akihabara Hotel 3000*, Retrieved from
https://www.hostelworld.com/hosteldetails.php/Akihabara-Hotel-3000/Tokyo/264449?dia=500&gclid=aw.ds&gclid=EAIaIQobChMIsiljKa22QIVDCe9Ch3lFw1WEAA YASAAEgKYOfD BwF&sub_publisher=ADW&sub_ad=b&sub_keyword=%2Bakihabara%20%2Bhotel%20%2B3000&uniqueclickID=13323059784411952605&adposition=1t1&creative=238878561978&network=g&source=adwordsenhostelnames
- Hostelworld. (n.d.). *Khaosan Kyoto Guest House*, Retrieved from
<https://www.hostelworld.com/hosteldetails.php/Khaosan-Kyoto-Guest-House/Kyoto/45698>
- Hostelworld. (n.d.). *Khaosan Kyoto Guest House* [Photograph], Retrieved from
<https://www.hostelworld.com/hosteldetails.php/Khaosan-Kyoto-Guest-House/Kyoto/45698>
- Hotel 3000 Akihabara. (n.d.). *Home*, Retrieved from
<http://www.akihabarahotel3000.com/en-us>
- HU. (n.d.) *About*, Retrieved from
<https://www.hiroshima-u.ac.jp/en/about>
- HU. (n.d.). *History*, Retrieved from
<https://www.hiroshima-u.ac.jp/en/ed/about/history>
- HU. (n.d.). *HU Logo* [Digital Image], Retrieved from
<https://www.hiroshima-u.ac.jp/en>
- Inside Kyoto. (n.d.) *Getting Around Kyoto*. Retrieved February 1, 2018, from
<https://www.insidekyoto.com/getting-around-kyoto>
- Itoe (2015, May). *Bath Room* [Photograph], Retrieved from
<https://www.airbnb.com/rooms/12117339?s=51>
- Itoe (2015, May). *Bed Room* [Photograph], Retrieved from
<https://www.airbnb.com/rooms/12117339?s=51>
- Itoe (2015, May). *Convenient apt 2 mins from sta/wifi*. Retrieved from
<https://www.airbnb.com/rooms/12117339?s=51>
- Itoe (2015, May). *Kitchen* [Photograph], Retrieved from
<https://www.airbnb.com/rooms/12117339?s=51>
- Itoe (2015, May). *Living Space* [Photograph], Retrieved from
<https://www.airbnb.com/rooms/12117339?s=51>
- Jalan. (n.d.). *Guesthouse Hiroshima Mange Tak* [Photograph], Retrieved from
<https://www.jalan.net/yad309100/>
- Japan Endless Discovery. (n.d.) *New Unlimited Ride Tokyo Subway Ticket*. Retrieved February 6, 2018, from
<http://us.jnto.go.jp/blog/new-unlimited-ride-tokyo-subway-ticket/>
- Japan Endless Discovery. (n.d.) *New Unlimited Ride Tokyo Subway Ticket* [Photograph], Retrieved from
<http://us.jnto.go.jp/blog/new-unlimited-ride-tokyo-subway-ticket/>

Japan Guide. (n.d.) *Hiroshima Access and Orientation*. Retrieved January 31, 2018, from <https://www.japan-guide.com/e/e3404.html>

Japan Guide. (n.d.). *Hiroshima Food Guide* [Photograph], Retrieved from <https://www.japan-guide.com/e/e3408.html>

Japan Guide. (n.d.) *Japanese Taxis*. Retrieved February 2, 2018, from <https://www.japan-guide.com/e/e2021.html>

Japan Guide. (n.d.). *Kyoto*, Retrieved from <https://www.japan-guide.com/e/e2158.html>

Japan Guide. (n.d.) *Kyoto Access and Transportation*. Retrieved February 2, 2018, from <https://www.japan-guide.com/e/e2363.html>

Japan Guide. (n.d.) *Kyoto Museum Guide*. Retrieved January 22, 2018, from <https://www.japan-guide.com/e/e3962.html>

Japan Guide. (n.d.) *Tokyo*. Retrieved February 20, 2018, from <https://www.japan-guide.com/e/e2164.html>

Japan Guide. (n.d.). *Tokyo Food Guide* [Photograph], Retrieved from

<https://www.japan-guide.com/e/e3075.html>

Japan Guide. (n.d.) *Tokyo Travel: Access and Transportation*. Retrieved February 5, 2018, from <https://www.japan-guide.com/e/e2017.html>

Japan National Tourism Organization. (n.d.) *Kyoto Prefecture*, Retrieved February 20, 2018, from <https://www.jnto.go.jp/eng/regional/kyoto/index.html>

Japan National Tourism Organization. (n.d.) *Tokyo Prefecture*, Retrieved February 20, 2018, from <https://www.jnto.go.jp/eng/regional/tokyo/index.html>

Japan Rail Pass. (n.d.) *Japan Rail Pass*. Retrieved February 6, 2018, from <http://www.japanrailpass.net/en/>

Japan Today. (2016) *Taxi Fares in Tokyo*. Retrieved February 10, 2018, from <https://japantoday.com/category/national/taxi-fares-in-tokyo-to-start-at-y430-from-jan-30>

Japan Visitor. (n.d.) *Hiroshima Museums*. Retrieved January 29, 2018, from <https://www.japanvisitor.com/japan-museums/hiroshima>

Kaede Guesthouse (n.d.). *Access*, Retrieved

from <http://www.kaede-kyoto.jp/english/access.html>

Kaede Guesthouse (n.d.). *Facility & Service*, Retrieved from http://www.kaede-kyoto.jp/english/facility_service.html

Kaede Guesthouse (n.d.). *Single Room* [Photograph], Retrieved from <http://www.kaede-kyoto.jp/english/room.html>

Kaede Guesthouse (n.d.). *Small-Double Bed Room* [Photograph], Retrieved from <http://www.kaede-kyoto.jp/english/room2.html>

Kaede Guesthouse (n.d.). *Triple Room* [Photograph], Retrieved from <http://www.kaede-kyoto.jp/english/room4.html>

Kanako (2016, September). *Bath Room* [Photograph], Retrieved from <https://www.airbnb.com/rooms/14880445?s=51>

Kanako (2016, September). *Great Access*1min walk to sta Near Tokyo Tower#2*. Retrieved From <https://www.airbnb.com/rooms/14880445?s=51>

Kanako (2016, September). *Kitchen* [Photograph], Retrieved from

<https://www.airbnb.com/rooms/14880445?s=51>

Kanako (2016, September). *Living Space 1* [Photograph], Retrieved from <https://www.airbnb.com/rooms/14880445?s=51>

Kanako (2016, September). *Living Space 2* [Photograph], Retrieved from <https://www.airbnb.com/rooms/14880445?s=51>

KCF. (n.d.). *Fukagawa Edo Museum*, Retrieved February 20, 2018, from <https://www.kcf.or.jp/fukagawa/>

KLOOK. (n.d.). *7 Day JR Hokkaido Rail Pass* [Digital Image], Retrieved from <https://www.klook.com/activity/3067-7-day-jr-hokkaido-rail-pass-jr-pass/>

Kyoto Apartment. (n.d.) *Room Type*, Retrieved from <http://www.kyoto-apartment.com/eng/room-type/>

Kyoto City. (n.d.) *City Bus One-Day Pass*. Retrieved February 1, 2018, from https://www2.city.kyoto.lg.jp/kotsu/webguide/en/ticket/regular_1day_card_bus.html

Kyoto City. (n.d.) *City Bus One-Day Pass* [Photograph]. Retrieved

https://www2.city.kyoto.lg.jp/kotsu/webguide/en/ticket/regular_1day_card_tika.html

Kyoto City. (n.d.) *Subway One-Day Pass*. Retrieved February 2, 2018, from https://www2.city.kyoto.lg.jp/kotsu/webguide/en/ticket/regular_1day_card_tika.html

Kyoto City. (n.d.) *Subway One-Day Pass* [Photograph]. Retrieved https://www2.city.kyoto.lg.jp/kotsu/webguide/en/ticket/regular_1day_card_tika.html

Kyoto City Hall. (n.d.) *Kyoto City Hall* [Photograph]. Retrieved <https://3.bp.blogspot.com/-j7DRfwC-mjY/WAS2NXqnF6I/AAAAAAAAAxvE/StMZkcurkycgtOWcAAOWui044ZKOBB42wCLcB/s1600/kyoto-shiyakusho.jpg>

Kyoto City Official Website. (n.d.). *Home Page*. Retrieved February 21, 2018, from <http://www.city.kyoto.lg.jp>

Kyoto City Official Website. (n.d.). *Kyoto Foreign Student Information Site*. Retrieved February 21, 2018, from <http://translate.city.kyoto.jp/LUCKYOTOC/ns/tl.cgi/http://www.city.kyoto.lg.jp/sogo/page/0000079735.html?SLANG=ja&TLANG=en&XMODE=0&XPARAM=kw.&XCH>

[ARSET=utf-8&XPORG=&XJSID=0](http://www2.city.kyoto.lg.jp/kotsu/webguide/en/ticket/regular_1day_card_tika.html)

Kyoto City Transportation. (n.d.) *Commuter Pass*. Retrieved February 23, 2018, from <http://www.city.kyoto.lg.jp/kotsu/page/0000019525.html>

Kyoto Gakuen University. (n.d.). *Kyoto Gakuen University Logo* [Digital Image], Retrieved from <https://www.kyotogakuen.ac.jp/en/>

Kyoto Gakuen University. (2017, August 9) *Philosophy/Aims*, Retrieved from, <https://www.kyotogakuen.ac.jp/en/outline/philosophy>

Kyoto Makers Garage. (n.d.). *Kyoto Makers Garage* [Digital Image], Retrieved from <http://kyotomakersgarage.com/en/>

Kyoto Morris Hostel (n.d.). *Access*. Retrieved from <http://morris-hostel.com/kyoto/access/>

Kyoto Morris Hostel (n.d.). *About Kyoto Morris Hostel*. Retrieved from <http://morris-hostel.com/kyoto/>

Kyoto Morris Hostel (n.d.). *Double Bed Room* [Image]. Retrieved from <http://morris-hostel.com/kyoto/rooms/>

Kyoto Morris Hostel (n.d.). *Family Group Room* [Image]. Retrieved from <http://morris-hostel.com/kyoto/rooms/>

Kyoto Morris Hostel (n.d.). *Single Room* [Photograph]. Retrieved from <http://morris-hostel.com/kyoto/rooms/>

Kyoto Museum for World Peace, Ritsumeikan University. (n.d.) *Kyoto Museum for World Peace, Ritsumeikan University*. Retrieved January 17, 2018, from <http://www.ritsumei.ac.jp/mng/er/wp-museum/english/index.html>

Kyoto Museum of Traditional Crafts. (n.d.) *Kyoto Museum of Traditional Crafts*. Retrieved January 24, 2018, from <https://kmtc.jp/en/>

Kyoto Museum of Traditional Crafts. (n.d.) *Kyoto Museum of Traditional Crafts* [Photograph], Retrieved from <https://kmtc.jp/en/display-en/exhibition/>

The Kyoto Project. (n.d.) *Taxis in Kyoto* [Photograph]. Retrieved from <http://theykyotoproject.org/english/taxis-in-kyoto/>

Kyoto Railway Museum. (n.d.) *Kyoto Railway Museum*. Retrieved January 19, 2018, from <http://www.kyotorailwaymuseum.jp/en/>

Kyoto VR. (n.d.). *Kyoto VR* [Digital Image], Retrieved from <http://kyoto-vr.com/company-information/>

Leopalace21. (n.d.). *Leonext Social No. 203 room*, Retrieved from <http://www.leopalace21.com/app/searchCondition/detail/r/0000053781203.html>

Leopalace21. (n.d.). *Leonext Social No. 203 room* [Photograph], Retrieved from <http://www.leopalace21.com/app/searchCondition/detail/r/0000053781203.html>

Leopalace21. (n.d.). *Leopalace Green Court Jike*, Retrieved from <http://www.leopalace21.com/app/searchCondition/detail/r/0000027722103.html?a>

Leopalace21. (n.d.). *Leopalace Green Court Jike* [Photograph], Retrieved from <http://www.leopalace21.com/app/searchCondition/detail/r/0000027722103.html?a>

Leopalace21. (n.d.). *Top*, Retrieved from <http://en.leopalace21.com/>

Lollis, Edward W. (n.d.) *Peace Museums Around the World* [Photograph]. Retrieved from

http://peace.maripo.com/p_museum.ms.html

The Mainichi (2016) *Huge Diorama to be Unveiled at new Kyoto Railway Museum* [Photograph]. Retrieved from <https://mainichi.jp/english/graphs/20160402/hpe/00m/0na/001000g/15>

A Medium Corporation. (2018, January 3). *Makers Boot Camp* [Photograph], Retrieved from <https://medium.com/makersbootcamp/new-year-new-challenge-2018-resolutions-from-young-entrepreneurs-5a5d85b27a8>

Midori Farm. (n.d.). *Midori Farm* [Photograph], Retrieved from <https://www.midorifarm.net/home-en/>

The Millennials. (n.d.). *The Millennials Kyoto*, Retrieved from <http://the-millennials-kyoto-jp.book.direct/en-us>

Miyuki (n.d.). *Bath Room* [Photograph], Retrieved from <https://www.airbnb.com/rooms/2974054?s=51>

Miyuki (n.d.) *Laundry Room* [Photograph], Retrieved from <https://www.airbnb.com/rooms/2974054?s=51>

Miyuki (n.d.). *Kitchen* [Photograph], Retrieved from <https://www.airbnb.com/rooms/2974054?s=51>

Miyuki (n.d.). *Living Space 1* [Photograph], Retrieved from <https://www.airbnb.com/rooms/2974054?s=51>

Miyuki (n.d.). *Living Space 2* [Photograph], Retrieved from <https://www.airbnb.com/rooms/22974054?s=51>

Miyuki (n.d.). *The first officially licensed Airbnb in Kure M202*, Retrieved from <https://www.airbnb.com/rooms/2974054?s=51>

Monthly Kyoto. (n.d.) *Apartments*, Retrieved from <https://translation2.j-server.com/LUCFALTA/ns/tl.cgi/> <https://www.monthly-kyoto.com/?SLANG=ja&TLANG=en&XMODE=0&XCHARSET=utf-8&XJSID=0>

Morrison, Geoffrey. (2016). *6 Tips for Navigating Tokyo's Subway System*. Retrieved February 6, 2018, from <https://www.forbes.com/sites/geoffrey-morrison/2016/05/21/6-tips-for-navigating-tokyos-subway-system/#7e324409323b>

My Place My Pleasure. (n.d.). *Kyoto Makers Garage* [Photograph], Retrieved from https://shimo-higashi-kyoto.mypl.net/mp/newopen_shimo-higashi/?sid=60856

Newsweek. (n.d.) *Hiroshima University* [Photograph], Retrieved from <http://s.newsweek.com/sites/www.newsweek.com/files/styles/lg/public/2015/09/10/hiroshima-university.jpg>

NiniRoom (n.d.). *Access*, Retrieved from <https://niniroom.jp/access/>

NiniRoom (n.d.). *Bank Twin* [Photograph], Retrieved from <https://niniroom.jp/distinations/room/>

NiniRoom (n.d.). *Family Room A* [Photograph], Retrieved from <https://niniroom.jp/distinations/room/>

NiniRoom (n.d.). *History*, Retrieved from <https://niniroom.jp/history/>

NiniRoom (n.d.). *Single Room* [Photograph], Retrieved from <https://niniroom.jp/distinations/room/>

Nori&Sato (2015, August). *Bath Room* [Photograph], Retrieved from

<https://www.airbnb.com/rooms/7895687?s=51>

Nori&Sato (2015, August). *Bed Room* [Photograph], Retrieved from <https://www.airbnb.com/rooms/7895687?s=51>

Nori&Sato (2015, August). *Kitchen* [Photograph], Retrieved from <https://www.airbnb.com/rooms/7895687?s=51>

Nori&Sato (2015, August). *Living Space* [Photograph], Retrieved from <https://www.airbnb.com/rooms/7895687?s=51>

Nori&Sato (2015, August). *Shibuya cozy APT, Shrine View, WiFi*. Retrieved from <https://www.airbnb.com/rooms/7895687?s=51>

NUMBEO. (n.d.). *Cost of Living Comparison Between Kyoto and Hiroshima*, Retrieved from https://www.numbeo.com/cost-of-living/compare_cities.jsp?country1=Japan&country2=Japan&city1=Kyoto&city2=Hiroshima

NUMBEO. (n.d.). *Cost of Living Comparison Between Kyoto and Tokyo*, Retrieved from https://www.numbeo.com/cost-of-living/compare_cities.jsp?country1=Japan&country2=Japan&city1=Kyoto&city2=Tokyo

Osaka University. (n.d.) *History of Osaka University*, Retrieved from, <http://www.osaka-u.ac.jp/en/guide/about/history.htm>

Osaka University. (n.d.). *Osaka University Logo* [Digital Image], Retrieved from <http://vega.ess.sci.osaka-u.ac.jp/indexE.html>

Population City. (2015). *Hiroshima Population*, Retrieved from, <http://population.city/japan/hiroshima/>

Railway Technology. (n.d.). *The world's busiest train stations*, Retrieved from <http://www.railway-technology.com/features/featureworlds-busiest-train-stations/>

Ritsumeikan University. (n.d.) *A Brief History*, Retrieved from <http://en.ritsumei.ac.jp/profile/history/>

Ritsumeikan University. (n.d.). *Ritsumeikan University Logo* [Digital Image], Retrieved from <http://en.ritsumei.ac.jp/>

Ritsumeikan University. (n.d.) *School Spirit*, Retrieved from <http://en.ritsumei.ac.jp/profile/spirit/>

Sakura Hostel Asakusa. (n.d.). *Inquiry*,

Retrieved from <https://www.sakura-hostel.co.jp/inquiry.php>

Sakura Hotel & Hostel. (n.d.). *Male Dormitory* [Photograph], Retrieved from <https://www.sakura-hotel.co.jp/asakusa#>

Samurai Japan (2014, June). *Bath Room* [Photograph], Retrieved from <https://www.airbnb.com/rooms/10599114?s=51>

Samurai Japan (2014, June). *Bed Room* [Photograph], Retrieved from <https://www.airbnb.com/rooms/10599114?s=51>

Samurai Japan (2014, June). *Kitchen* [Photograph], Retrieved from <https://www.airbnb.com/rooms/10599114?s=51>

Samurai Japan (2014, June). *Living Space* [Photograph], Retrieved from <https://www.airbnb.com/rooms/10599114?s=51>

Samurai Japan (2014, June). *50Sq.m. Old Fashioned Love @SHIBUYA*. Retrieved from <https://www.airbnb.com/rooms/10599114?s=51>

Santiago Guesthouse (n.d.). *Access*, Retrieved

from <http://hiroshima.sansansantiago.com/>

Santiago Guesthouse (n.d.). *Private/Couples Room* [Photograph], Retrieved from <http://hiroshima.sansansantiago.com/facilities.html>

Santiago Guesthouse (n.d.). *Twin Room* [Photograph], Retrieved from <http://hiroshima.sansansantiago.com/facilities.html>

Santiago Guesthouse (n.d.). *Welcome to Hiroshima*, Retrieved from <http://hiroshima.sansansantiago.com/>

Seeds of Sustainability. (n.d.). *Midori Farm* [Digital Image], Retrieved from <http://seedsofsustainability.jp/>

Seibido Inn (n.d.). *About*, Retrieved from <http://www.kyoto-seibidoinn.com/about.html>

Seibido Inn (n.d.). *Access*, Retrieved from <http://www.kyoto-seibidoinn.com/access.html>

Seibido Inn (n.d.). *Economy Room* [Photograph], Retrieved from http://www.kyoto-seibidoinn.com/room_economy.html

Seibido Inn (n.d.). *Standard Room* [Photograph], Retrieved from http://www.kyoto-seibidoinn.com/room_standard.htm

Seibido Inn (n.d.). *Superior Room* [Photograph], Retrieved from http://www.kyoto-seibidoinn.com/room_superior.htm

Statista (2018). *Religion membership in Japan in 2017*. Retrieved from <https://www.statista.com/statistics/237609/religions-in-japan/>

ST Booking. (n.d.). *Osaka University* [Photograph], Retrieved from <https://stbooking.co/en/295>

Study Abroad. (n.d.). *Tokyo Study Abroad, Japan*, Retrieved from <https://www.studyabroad.com/in-japan/tokyo>

Study Kyoto. (n.d.). *Why Kyoto?*, Retrieved from <https://www.studykyoto.jp/en/why/kyoto/>

Taxideco. (n.d.). *Taxi Fare Table in Hiroshima*. Retrieved February 3, 2018, from <https://jp.taxideco.com/en/local/hiroshima>

taxisite. (n.d.) Kyoto Prefecture: Taxi Fares. Retrieved February 23, 2018, from <https://www.taxisite.com/far/info/26.aspx>

Times Higher Education. (2017). *Japan University Rankings 2017*, Retrieved from [https://www.timeshighereducation.com/rankings/japan-university/2017#!/page/0/length/25/sort by/rank/sort order/asc/cols/stats](https://www.timeshighereducation.com/rankings/japan-university/2017#!/page/0/length/25/sort%20by/rank/sort%20order/asc/cols/stats)

Toei Transportation. (2016). *Bus Fares/Tickets/Commuter pass*. Retrieved February 23, 2018, from <https://www.kotsu.metro.tokyo.jp/bus/fare/pass.html#a1>

Toei Transportation. (2016). *Subway Fares/Tickets/Commuter pass*. Retrieved February 23, 2018, from <https://www.kotsu.metro.tokyo.jp/subway/fare/pass.html#a>

Toei Transportation. (n.d.). *Tickets & Fares* [Photograph]. Retrieved <https://www.kotsu.metro.tokyo.jp/eng/tickets/value.html>

Tokyo Metro. (n.d.) *Tokyo Metro All-line Pass*. Retrieved February 23, 2018 from https://www.tokyometro.jp/lang_en/ticket/types/pass/all/index.html

Tokyo Metro. (n.d.) *Regular Tickets*. Retrieved February 4, 2018, from

<http://www.tokyometro.jp/en/ticket/types/regular/index.html>

Tokyo Monthly21. (n.d.). *Home*, Retrieved from <https://eng.tm21.co.jp/>

Tokyo Monthly21. (n.d.). *Palace Studio Ikebukuro Ekimae*, Retrieved from <https://eng.tm21.co.jp/rent/21/21>

Tokyo Travel. (n.d.) *Introduction to Tokyo*. Retrieved February 13, 2018, from <https://tokyo.digi-joho.com/introduction.html>

Travel Japan Blog. (n.d.). *Waseda University* [Photograph], Retrieved from <http://traveljapanblog.com/wordpress/wp-content/uploads/2011/11/24134447waseda.jpg>

Travelneu. (n.d.). *Kitano Tenman-gu* [Photograph], Retrieved from <http://travelneu.com/tourism/japan/kitano-tenman-gu>

Truly Tokyo. (n.d.) *Tokyo Buses*. Retrieved February 4, 2018, from <https://trulytokyo.com/tokyo-buses/>

UNITAR. (n.d.) *Hiroshima*, Retrieved from <https://unitar.org/hiroshima/>

UNITAR. (n.d.). *UNITAR Hiroshima Office* [Photograph], Retrieved from

- <https://unitar.org/hiroshima/>
- Universiteit Utrecht. (n.d.). *Waseda University Logo* [Digital Image], Retrieved from <https://students.uu.nl/waseda-university>
- Veltra. (n.d.). *Kyoto Backstreet Biking Tour with English Guide* [Photograph]. Retrieved from <https://www.veltra.com/en/asia/japan/kyoto/a/100006>
- Visit Hiroshima. (n.d.). *Attractions*, Retrieved February 20, 2018, from http://visithiroshima.net/things_to_do/attractions/
- Visit Hiroshima. (n.d.). *Hiroshima Peace Memorial Museum* [Photograph]. Retrieved from http://visithiroshima.net/things_to_do/attractions/museums/hiroshima_peace_memorial_museum.html
- VR-press. (n.d.). *Kyoto VR* [Photograph], Retrieved from <http://vr-press.info/2016/05/15/%E3%83%BB%E6%97%A5%E6%9C%AC%E5%9B%BD%E5%86%85%E3%81%AE%E3%81%AB%E9%96%A2%E3%81%99%E3%82%8B%E3%83%A5%E3%83%BC%E3%82%B9%E3%80%81%E3%82%A4%E3%83%99%E3%83%B3%E3%83%88%E6%83%85%E5%A0%B1%E3%81%BE/>
- Waseda University. (n.d.). *Founding of the University*. Retrieved from, <https://www.waseda.jp/top/en/about/work/history>
- Waseda University. (n.d.). *Home*, Retrieved from <https://www.waseda.jp/top/en>
- Waseda University. (n.d.). *Mission*, Retrieved from <https://www.waseda.jp/top/en/about/work/mission>
- Waseda University. (n.d.). *Objective of Initiative*, Retrieved from <https://www.waseda.jp/inst/sgu/en/about/model/>
- Weekly-mansion. (n.d.). *I · Prest · Kibonmachi 1 (Koibonmachi) Property*, Retrieved from http://www.weekly-mansion.com/detail/?bukken_no=3109
- Weekly-mansion. (n.d.). *I · Prest · Kibonmachi 1 (Koibonmachi) Property* [Photograph], Retrieved from http://www.weekly-mansion.com/detail/?bukken_no=3109
- Weekly-Mansion. (n.d.). *Weekly-Mansion Logo* [Digital Image], Retrieved from <http://www.weekly-mansion.com/>
- Where in Tokyo. (n.d.). *Fukagawa Edo Museum* [Photograph], Retrieved from <https://wherintokyo.com/venues/25272.html>
- Wikimedia. (n.d.). *ASTEM* [Digital Image], Retrieved from <https://commons.wikimedia.org/wiki/File:%E6%96%B0ASTEM%E3%83%AD%E3%82%B4.png>
- Wikimedia. (n.d.). *Higashi Ward Office in Hiroshima City* [Digital image], Retrieved from https://upload.wikimedia.org/wikipedia/commons/c/cf/Higashi_Ward_Office_in_Hiroshima_City.jpg
- Wikimedia. (n.d.). *Kiyomizu-dera in Kyoto* [Photograph], Retrieved from https://commons.wikimedia.org/wiki/File:Kiyomizu-dera_in_Kyoto-r.jpg
- Wikimedia. (n.d.). *Kyoto Gakuen University Uzumasa Campus* [Photograph], Retrieved from https://commons.wikimedia.org/wiki/File:Kyoto_Gakuen_University_Uzumasa_Campus_2016-2.JPG
- Wikimedia. (n.d.). *Tofukuji-Sanmon* [Photograph], Retrieved from, <https://commons.wikimedia.org/wiki/File:Tofukuji-Sanmon-M9589.jpg>

Wikimedia. (n.d.). *UNITAR Vertical Logo Blue* [Digital Image], Retrieved from https://commons.wikimedia.org/wiki/File:Unitar_vertical_logo_blue.png

Wikipedia. (n.d.). *ASTEM* [Photograph], Retrieved from <https://ja.wikipedia.org/wiki/%E4%BA%AC%E9%83%BD%E9%A%B%98%E5%BA%A6%E6%8A%80%E8%A1%93%E7%A0%94%E7%A9%B6%E6%89%80>

Wise Owl Hostels Shibuya. (n.d.). *Concept*, Retrieved from <https://wiseowlhostels.com/shibuya/>

World Atlas. (2015, October 2) *Where is Hiroshima-Shi, Japan?* [Photograph] Retrieved <https://www.worldatlas.com/as/jp/34/where-is-hiroshima-shi.html>

World Atlas. (2015, October 2) *Where is Tokyo, Japan?* [Photograph]. Retrieved <https://www.worldatlas.com/as/jp/13/where-is-tokyo.html>

WPI. (2017). *Enrollment Data*. Retrieved November 21, 2017, from <https://www.wpi.edu/offices/institutional-research/enrollment-data>

Yakehiro, M. (n.d.). *Message from the president*, Retrieved from

<http://www.hirokoku-u.ac.jp/english/about/message.html>

Yasuhiro (2017, December). *Bath Room* [Photograph], Retrieved from <https://www.airbnb.com/rooms/2304509?s=51>

Yasuhiro (2017, December). *Bed Room* [Photograph], Retrieved from <https://www.airbnb.com/rooms/2304509?s=51>

Yasuhiro (2017, December). *Kitchen* [Photograph], Retrieved from <https://www.airbnb.com/rooms/2304509?s=51>

Yasuhiro (2017, December). *Living Room* [Photograph], Retrieved from <https://www.airbnb.com/rooms/2304509?s=51>

Yasuhiro (2017, December). *Peace Park, Large Japanese apartment*, Retrieved from <https://www.airbnb.com/rooms/2304509?s=51>

Appendices

Appendix A: Empty Evaluation Forms

A.1 STANDARD SPONSOR EVALUATION FORM

Filled by:						
Date:						
Sponsor Name:						
Sponsor Location:						
Type of Sponsor:						
Size of Sponsor	Small		Medium		Large	
Notes of size of sponsor:						
Is there Internet Access Available?	Yes		No		Unsure	
Comment: Is there internet access available?						
Are there bathrooms to use?	Yes		No		Unsure	
Comment: Are there bathrooms to use?						
Has the potential sponsor worked with students before?	Yes		No		Unsure	
Comment: Has the potential sponsor worked with students before?						
Are there food shops nearby?	Yes		No		Unsure	
Comment: Are there food shops nearby?						



On a scale of 1-5 how well does the sponsor/contact speak English?									
1		2		3		4		5	
Please explain your reasoning									
On a scale of 1-5, how willing is the sponsor to work with WPI?									
1		2		3		4		5	
Please explain your reasoning									
On a scale of 1-5, how easy is it to contact the sponsor?									
1		2		3		4		5	
What is the contact information you found?									
On a scale of 1-5 how much work space is there for students to work?									
1		2		3		4		5	
Please explain your reasoning									
Please add any final comments you may have									

A.2 UNIVERSITY EVALUATION FORM

University Name:					
Date:					
Size of Sponsor	Small		Medium		Large
Is the Campus Clean?					
Is the Area Around Campus Safe?					
Is Transportation Readily Available?	Yes		No		Unsure
Check all available (Transportation)	Train		Bus		Tram
Are there food shops nearby?	Yes		No		Unsure
Check all available(Food)					
Cafeteria		Restaurants		Grocery Stores	
				Convenience Stores	
					Vending Machines
Is there work space readily available?					
Are there labs to work in?					
Is there a Library?					
Are people on campus willing to help English speakers?					
If a conversation is had with an English speaker, please provide an explanation					
Other notes:					

A.3 HOUSING EVALUATION FORM

Name of the person Completing the form:			
Name of Place:			
Date of Visit:			
Address:			
Contact Name:			
Contact Information:			
Topic	Yes	No	Comment
Topic 1: Fire Safety			
Multiple clearly marked fire exits			
Fire extinguishers			
Working smoke detectors			
Barred windows			If yes, which floors?
Exposed electrical wires			Where specifically?
Topic 2: security			
Secure entrances (deadbolt locks)			Describe access (key card, key, etc.)
Solid external doors			
Locks on all windows			
The windows all function properly (none are broken)			
Screens on all windows			
Any kind of security system in place			Describe what the system is
Peephole at front door			
Topic 3: working appliances			
Stove			
Oven			
Microwave			
Refrigerator			
Laundry facilities			
Hot water in kitchen			
Hot water in bathroom (i.e. For showering)			
Internet access			Please comment on the internet access (whether internet speed is satisfying)
Topic 4: neighborhood			
Safe surroundings			
Well lit outside at night			
Accessible to public transportation			



Access to shopping (for necessities)			
Access to restaurants			
Topic 5: transportation			
Easy access to public transportation			
Bus line			
Metro/ subway			
Reliable taxi service			
Walking distance to sponsor			
Topic 6: multi-floor building			
Working Elevator			
Multiple stairways			
Fire escape			
Topic 7: co-ed apartments			
Locks on bedroom doors			
Locks on bathroom doors			
More than one bedroom			Indicate how many bedrooms
More than one bathroom			Indicate the number of bathrooms
Additional comments			

A.4 FOOD EVALUATION FORM

Filled by:											
Date:											
Where did you get food today? (Check all that apply)											
<input type="checkbox"/>	Dining out: full meals purchased in restaurants or not cooked at home										
<input type="checkbox"/>	Groceries: ingredients and food used to cook or eat only at home										
<input type="checkbox"/>	Snacks: small food purchased outside that will not be eaten at home and that does not entail full meal or is part of a full meal (i.e. an ice cream, food vendor)										
How many times did you dine out today? (check one)											
<input type="checkbox"/>	0	<input type="checkbox"/>	1	<input type="checkbox"/>	2	<input type="checkbox"/>	3	<input type="checkbox"/>	4	<input type="checkbox"/>	5
How many times did you get groceries today? (check one)											
<input type="checkbox"/>	0	<input type="checkbox"/>	1	<input type="checkbox"/>	2	<input type="checkbox"/>	3	<input type="checkbox"/>	4	<input type="checkbox"/>	5
How many times did you get snacks today? (check one)											
<input type="checkbox"/>	0	<input type="checkbox"/>	1	<input type="checkbox"/>	2	<input type="checkbox"/>	3	<input type="checkbox"/>	4	<input type="checkbox"/>	5
Cost of Dining Out (Insert amount in Yen)											
Cost of Groceries (Insert amount in Yen)											
Cost of Snacks (Insert amount in Yen)											

Appendix B: Interviews

B.1 MQP STUDENT INTERVIEW QUESTIONS

1. What do you like the most of Japan?
2. What is something you wish you would have known before going to Japan?
 - a. You wish you had more language preparation before you went?
 - b. If there is one specific thing that they struggle with the language?
3. How expensive was Japan compared to the United States?
4. Did you experience culture shock?
 - . How did you deal with the culture shock?
5. What was one activity that you enjoyed the most?
 - . What was your favorite tourist attraction?
6. Was the transportation system difficult to navigate?
7. How was the food quality and did you try new things?
8. Do you have any advice for us before we go?

B.2 MQP STUDENT INTERVIEW RESPONSES

Interview 1

Interviewee: Marco Duran

Major: Interactive Media and Game Development

Contact Information: mdduran@wpi.edu

1. What do you like the most of Japan?

I love Kyoto, the way the buildings and roads are structured are very classic, like Japan. I did my MQP there, and there were 2 groups that went. One went to Shiba which was more suburban, and the other group went to Osaka, which was a big, futuristic city, so they contrasted in very different ways, which was very cool. You can go to one city and find a very different environment than the next.

2. What is something you wish you would have known before going to Japan?

More Japanese! If I studied more Japanese, I wouldn't have been so illiterate. I found myself, because I didn't study enough, not being able to read the signs, but luckily, they're half English, half Japanese. I had to ask for a lot of directions, Google Maps helps a lot. Other than that, I think I was pretty prepared.

a. You wish you had more language preparation before you went?

Two terms, yeah. Definitely, because there wasn't enough time to go over the language and the project at the same time.

b. If there is one specific thing that they struggle with the language?

Pronunciation and writing, I guess I wasn't too comfortable learning a whole new alphabet, and the way that characters work and the way words are put together, it's not by sound but more by meaning.

3. How expensive was Japan compared to the United States?

I felt like they were about the same. I think it's a little bit cheaper like, to get food, and stuff like basic necessities. Traveling is where the bulk of your money will come out of, taking the train is expensive, and if you want to go really far, the bullet train is expensive, and finding hotels too.

4. Did you experience culture shock?

I would say yes. There are definitely lots more people just, walking around, and everything is smaller and more compact, while here there is lots more open space, except in the University, where there was more open space, and I felt more comfortable there.

a. How did you deal with the culture shock?

I slept for a bit. I kinda' forced myself out thinking "I gotta try something cool or new that people would normally do in the country". I also walked around a lot too, just tried to explore the area. It was really safe too, there's like no crime in Japan, so you can walk outside at anytime and feel safe without worrying about anything.

5. What was one activity that you enjoyed the most?

Traveling like, exploring different places, visiting museums, and the arcade.

a. What was your favorite tourist attraction?

The Kyoto Aquarium was my favorite, because there was a dolphin show at the end. They also had a slushy with ice cream on it. It was a blue slushy with vanilla ice cream on it, I could only find it there.

6. Was the transportation system difficult to navigate?

Not at all. It was actually really easy because it was half English and half Japanese. You could just opt to do English for most of it, or just kinda' follow your way if you can read. You can also follow along with google maps if you ever get lost. In Kyoto the transportation is all in English. In most towns they have at least the Romaji written on signs.

7. How was the food quality and did you try new things?

I tried a lot of new things. I tried a lot of new sushi. I had raw egg on cooked rice, and it was really good. You can only have it there and not in the US because they culture the eggs differently. I had cow tongue, it was really interesting, but really good. Food was really excellent, you could find something you want. I think the only exception was pizza, which was fifty dollars, and it's Pizza-Hut pizza, it's kinda' bad. They don't have cows, so if you like cheese, you won't find a lot of it.

8. Do you have any advice for us before we go?

Learn Japanese. It's a cash economy, so bring cash everywhere, or find an atm and make sure your bank can get you money. Be on time to things. Have fun

Interview 2

Interviewee: Andrew Thomas Walter

Major: Interactive Media and Game Development

Contact Information: atwalter@wpi.edu

1. What did you like the most in Japan?

The thing that I liked the most was being in Japan. The people are very nice even if your Japanese is horrendous.

2. What is something you wish you would have known before going to Japan?

I wish I would have known that there was no Wi-Fi in the apartment. Overall, I felt moderately prepared. Professor deWinter prepared us well in the cultural aspect.

a. Do you wish you had more language preparation before you went?

I wish I knew more Japanese. I took a class back in high school, so I had a better understanding than others did, but my experience would have been better if I would have known more Japanese. I think that more language prep in PQP would have been beneficial. Also, we had someone fluent in Japanese on our team, so this person was a very good resource.

b. Was there one specific thing that you struggled with when using Japanese?

I wish I had more interactive assessment with talking. Also, we should have practiced the shopping experience more. After a couple of weeks, we memorized exactly what to say when we needed to buy something.

3. How expensive was Japan compared to the United States?

In Japan there is a wide range of prices regarding to food; it depends on what you eat. For example, meat was expensive while rice, onions, and bean sprouts were fairly cheap. Overall, food was in an acceptable price range.

Transportation is very expensive. Most of your budget will be used towards this. The most expensive city I visited was Tokyo, but in my opinion regardless of the price, it is worth it to visit.

4. Did you experience culture shock?

I'm not sure if I experienced culture shock but I really missed my family, friends, and girlfriend.

A feeling that I did experience sometimes was isolation and this was due to the fact that I did not speak Japanese.

a. How did you deal with the culture shock?

For my feeling of isolation, I decided to stay together with my team members in Japan and to call my family and friends regularly. Regarding the cultural differences, I was aware of some of them, like taking off your shoes before entering someone's home. If you forget some specific manners in Japan, they will understand and forgive you.

5. What was one activity that you enjoyed the most?

I enjoyed walking around the gardens in Tokyo. There were also a lot of beautiful hiking places. Going hiking was one of my team's favorite activities. Also, Japan has delicious all you can eat restaurants.

a. What was your favorite tourist attraction?

I enjoyed exploring. We went to Osaka and walked outside Universal Studios. We also went to Kyoto and it was beautiful. Finally, we visited Tokyo and I would say that it was my favorite place.

6. Was the transportation system difficult to navigate?

Google Maps was very useful to navigate and figure out the transportation system. We learned the Kanji characters for the signs at the stations near where we lived. When we visited Tokyo, the transportation system was very stressful.

7. How was the food quality and did you try new things?

I enjoyed the food in Japan a lot. I tried sushi for the first time and I liked it a lot. I think I ate healthier in Japan than what I eat in the USA. I consider myself a picky eater, but I was fine in Japan. One person in my team did not like fish, so he had some difficult time choosing food.

When I was home, I cooked a lot of my own meals and also bought fresh pre-packaged meals at the convenience stores.

8. Do you have any advice for us before we go?

I encourage you guys to go outside in the weekends and try to plan ahead since the term goes faster than you think. Also, make sure you have a data plan that works in Japan. Finally, have enough time between flights since I was awake for 36 hours to catch a flight and I did not have a good time.

Interview 3

Interviewee: Rachel Plante

Major: Computer Science

Contact Information: rplante@wpi.edu

1. What you like the most of Japan?

One of the most impressive things about Japan is its transportation system. Transportation in Japan is very punctual and sometimes even early in regard to public transit. Showing up “on time” will lead to you being unable to find a seat because it’s considered being late.

2. What is something you wish you would have known before going to Japan?

Japan has different conventions compared to the United States. One of these examples is how people walk on the left side of the road. It’s important to pay attention to the general flow of traffic in order to not upset others and be an obstacle. Another notable trend is how business transactions are done in Japan. They are a cash-based society, hardly any locations accept credit/debit cards since everything is paid in cash. Some general advice is to always carry enough cash and that 711 is the ideal place to take money out of an ATM. Transportation will be the highest expense in Japan apparently. The price is based off of the distance traveled and it’s not out of the question to spend about \$30 per week on transportation. Compared to the United States, food in Japan is fairly inexpensive. This applies to both prepared and unprepared food however it should be noted that ovens are unlikely to be found in Japan and that Toasters/microwaves are the main way to heat up food.

a. You wish you had more language preparation before you went?

English was more common than what you may expect and that if Hiragana is mastered, a foreigner can survive yet also knowing Katakana is highly recommended. Not needing to speak Japanese was common however it's important for communicating with people working at public transportation terminals such as subways or trains stations. The announcements on trains and subways are said in both English and Japanese as well as trains being colored based off of speed and the amount/type of stops they make.

b. If there is one specific thing that they struggle with the language?

All train lines are owned by different companies, depending on the region. Thus, when you leave a region, you need to communicate with a transportation staff where you would like to go and where you came from in order to take the appropriate amount of money from one's travel card

3. Did you experience culture shock?

She did not experience culture shock as she loves traveling and didn't even experience homesickness. She believes that the way Japan differs from America is positive in every way. She also noted how buying food in Japan is similar to buying food in America with the exception of seasonal foods (which can be expensive) especially fruits.

4. What was one activity that you enjoyed the most?

a. What was your favorite tourist attraction?

She enjoyed shopping in Osaka where they have the Pokémon Center. She also did a lot of hiking, which is free, and went to festivals. She also enjoyed the history and architecture of the country.

5. Was the transportation system difficult to navigate?

She said it took a little bit of time to get used to the public transportation system, but she eventually learned it. She estimates that every bus ride was about 230 yen per trip.

6. How was the food quality and did you try new things?

Similar to America, eating out is more expensive than eating in, averaging between 800 yen to 1500 yen per day

7. Do you have any advice for us before we go?

She recommended we use Google maps as it gives directions in English. A Japanese dictionary is useful as well as Google translate. Also, to translate products before consuming them and to look up the nearby medical locations before they are needed. It's important to carry your passport on you at all times in case you are stopped by national guardsmen. Pickpocketing is not as a big of a problem as portrayed. A general knowledge of all nearby 711's is usefully as well. Point cards (reward cards) will lead to great savings and to go to the groceries store chain called "Family Mart". Most importantly, she recommends do something that you would not normally do, within reason. On a side note, the police don't tend to do much about theft if it's petty and she recommended some local products like medicine and toiletries. Public bathrooms lack soap and paper towels so we need to bring our own.

8. Experiences with Kyoto

Kyoto specifically is a bus-based city, not trains. This leads to it being more difficult to navigate and that it's nearly impossible to be vegetarian or vegan in Japan. "They just don't understand the idea" and will cross contaminate the food even if they try not to.

B.3 ADVISOR INTERVIEW

Interview with Professor deWinter regarding PQP and Term Recommendations

Is an onsite coordinator a good idea?

- Benoit was integral for our project
 - It made things much easier to have a contact that knows Japan and has some connections
 - She thinks we may benefit from this having someone in the community help with these sponsor relationships while no one is on the ground
 - deWinter asks us whether a project center even be sustained without an onsite coordinator

Would the cost for an onsite coordinator be worth it for both WPI and the students?

- Would actually be cheaper than someone from WPI going because of transportation costs
- The onsite coordinator does not impact the price of the project center at all
 - The cost is fronted by IGSD completely, all 5000\$

How should we calculate transportation costs?

- Calculate how much transportation would cost over the course of the week then multiply it by 7.

What do you think is the best term is for a project?

- There are arguments for and against every term. The student interview is only one data point.
- More than 50 people marked Japan as their 1st choice for the B term IQP so demand is still high even when it is in B-term
- A term:
 - Pros:
 - IGSD needs project centers in A term
 - Places like Moscow have gotten around the PQP gap by having a summer online class for free for 1/2 credit
 - Festival season in Japan
 - Cons:
 - PQP is rough - it will be separated
 - It is hot for students (deWinter cares less about this because of the MQP center)
- B Term:
 - Pros:
 - B term is lovely in Japan - leaves change colors, Japan reaffirms its japaneeseness
 - Weather is perfect in Japan
 - Cons:
 - Tourist season so pricing goes up
- C Term:

- Pros:
 - Housing is cheap
 - Not a bad term for faculty - want to get out of the New England weather
- Cons:
 - Weather is rough - matters to both the students and advisors
- D Term
 - Pros:
 - Easy to move around
 - Sponsors like Midori Farms can do projects they can't in the winter
 - Student demand is high
 - Cons:
 - deWinter has project presentation day
 - All of the open houses for possible first year students
 - Graduation
 - It is a nightmare to get D-term advisors to sign up
- E Term
 - Pros:
 - Increases WPI summer IQP opportunity initiatives
 - Faculty are more interested because they get paid a lot more since they are only on a 9-month contract
 - Cons:
 - Students do not want to go abroad for E term because it is in the summer
 - Demand might not be high enough for the Japan project center to be sustainable

Among all the factors we have, what factors are most important in determining the term?

- She weighs our survey low along with faculty interest
- Housing becomes a higher data point
- Ability to work with sponsors becomes a high data point
- We do not have to definitive with our term choice, we have to be guiding

Appendix C: Surveys

C.1 STUDENT SURVEY QUESTIONS

1. What is your major?

(fill in the blank)

2. Are you interested in applying to the Japan IQP site during the 2019-2020 academic year?
 - a. Yes = continue
 - b. No = end survey

The following questions pertain to the cost of the IQP:

1. The billable portion of the cost for IQP accounts for WPI fees and housing, where the cost compared among IQP's ranges between \$2000 and \$3500. What is the maximum you would be willing to pay for the billable portion of IQP?
 - a. \$3500 or above
 - b. \$3499-\$3200
 - c. \$3199-\$2900
 - d. \$2899-\$2600
 - e. \$2599-\$2300
 - f. \$2299-\$2000
2. What is the maximum you are willing to spend on airfare to travel to Japan?
 - a. \$2000-\$1800
 - a. \$1799-\$1600
 - b. \$1599-\$1400
 - c. \$1399-\$1200
 - d. \$1199-\$1000
 - e. \$999-\$800
 - f. \$799-\$600
 - g. \$599-\$400
 - h. \$399 or below

The following questions pertain to the term of the project:

3. What term would you be willing to go to Japan?
(Check all that apply)
 - a. A-term

- b. B-term
 - c. C-term
 - d. D-term
 - e. E1-term
 - f. E2-term
1. Which term would you prefer?
 - . A-term
 - a. B-term
 - b. C-term
 - c. D-term
 - d. E1-term
 - e. E2-term

The following questions pertain with the type of project:

1. Does the type of project impact your decision to go to an IQP center, if so, what are you interested in?
 - a. Yes, explanation
 - b. No

The following question pertains to the preparation before the project center:

Note: Some project centers, like Denmark and Thailand, have a two-term language and culture preparation course (two-term PQP). The Pre-PQP is language based while the PQP is project-based. Students received credit for both classes.

2. Would you be willing to have a two-term prerequisite for the Japan IQP center?
 - a. Yes
 - b. No

The following questions deal with the ranking of the project center:

3. What would you rank the Japan IQP center?
 - a. 1st choice
 - b. 2nd choice
 - c. 3rd choice
 - d. Lower than 3rd choice

The following questions pertain to additional information about the project center:

4. What resources did you use to learn about off campus IQPs? (Check all that apply)
 - a. Global Fair
 - b. Global Portal

- c. Project Specific Websites
 - d. Online Site Sessions
 - e. Via Emails
 - f. WPI students
 - g. Others
5. What are the main factors that affect your decision when choosing an IQP site?
(write your answer below)

C.2 STUDENT SURVEY RESULTS

Q1. What is your major?

What is you major?	Totals	%
Actuarial Mathematics	1	1%
Aerospace Engineering	3	3%
Architectural Engineering	2	2%
Biology	2	2%
Biochemistry	2	2%
Biomedical Engineering	10	10%
Chemical Engineering	13	13%
Chemistry	1	1%
Civil Engineering	1	1%
Computer Science	14	14%
Electrical and Computer Engineering	9	9%
Environmental Engineering	1	1%
Industrial Engineering	3	3%

Management Information Systems	2	2%
Management Engineering	2	2%
Mathematical Sciences	4	4%
Mechanical Engineering	12	12%
Physics	1	1%
Robotics Engineering	6	6%
Undecided	2	2%
Aerospace and Robotics Engineering	1	1%
Computer Science and Interactive Media & Game Development	2	2%
Computer Science and Mathematical Sciences	2	2%
Mathematical Sciences and Physics	1	1%
Robotics Engineering and Electrical Engineering	1	1%
Robotics Engineering and Mechanical Engineering	2	2%

Q2. Are you interested in applying to the Japan IQP site during the 2018-2019 academic year?

Yes: 25%

No: 75%

Financial Questions

Q3. The billable portion of the cost for IQP accounts for WPI fees and housing, where the cost compared among IQP's ranges between \$2000 and \$3500. What is the maximum you would be willing to pay for the billable portion of IQP?

\$3500 and above:	14.7%
\$3499-\$3200:	17.3%
\$3199-\$2900:	24%
\$2899-\$2600:	14.7%
\$2599-\$2300:	13.3%
\$2299-\$2000:	16%

Q4. What is the maximum you are willing to spend on airfare to travel to Japan?

\$2000-\$1800:	9.3%
\$1799-\$1600:	2.7%
\$1599-\$1400:	8%
\$1399-\$1200:	13.3%
\$1199-\$1000:	24%
\$999-\$800:	14.7%
\$799-\$600:	10.7%
\$599-\$400:	13.3%
\$399 or below:	4%

Term of Project

Q5. What term(s) would you be willing to go to Japan?

A-Term:	39 (52%)
B-Term:	47 (62.7%)
C-Term:	51 (68%)
D-Term:	54 (72%)
E1-Term:	27 (36%)
E2-Term:	26 (34.7%)

Q6. Which term would you prefer?

A-Term: 6.7%
B-Term: 17.3%
C-Term: 29.3%
D-Term: 33.3%
E1-Term: 12%
E2-Term: 1.3%

Type of Project

Q6. Does the type of project impact your decision to go to an IQP center, if so, what are you interested in?

Yes: 42.7%
No: 57.3%

Q7. If yes, please explain.

- yes
- Technology in culinary
- Interested in helping to fight the most pressing problems like lack of clean drinking water and sustainability, not some boring stuff that only benefits a few certain people
- Aging population related projects
- Technical projects
- Work that directly benefits and involves interactions with the community
- Nature and environmental projects
- It has to be a project relevant to me and my interests
- I don't want to complete a project that has anything to do with helping a Fortune 500 company increase their bottom line. I want to do the type of projects that helps individuals in their everyday lives. I want to do truly innovative stuff that has a very humanitarian base to it.
- Sustainability
- It should hopefully be an engineering project which there are an abundance of in Japan.
- CS-based projects or at least technology focused projects
- I want to do something interesting and relevant. If possible something that I could apply to my major
- Robots

- If it's a project I'm uninterested in I would consider other locations
- I would love it to be technically related.
- Must be interesting
- something involved biology and japan's culture (for ex: Aokigahara forest's flora/fauna system?)
- It should be something that would get my attention and make me believe that I need that experience in my life.
- engineering
- Has to be with robotics or that type of engineering
- I would like to have a significant project that although is not major related is not completely random
- something having to do with Aoshima.
- I'm interested in a project of humanitarian interest or one that is especially focused on progress and research
- Ideally I want a great location with a great project
- STEM Education
- Some upperclassmen complain that their project not being impactful

Project Preparation

Q8. Would you be willing to have a two term prerequisite for the Japan IQP center?

Yes: 65.3%

No: 34.7%

Ranking a Project Center

Q9. What would you rank the Japan IQP center?

1st Choice: 42.7%

2nd Choice: 25.3%

3rd Choice: 20%

Lower than 3rd Choice: 12%

Additional Information

Q10. What resources did you use to learn about off campus IQP's?

Global Fair:	35 (51.4%)
Global Portal:	29 (39.2%)
Project Specific Websites:	16 (21.6%)
Online Site Sessions:	14 (18.9%)
Via Email:	18 (24.3%)
WPI Students:	62 (83.3%)
Facebook:	1 (1.4%)
Online:	1 (1.4%)

Q11. What are the main factors that affect your decision when choosing an IQP site?

- Location (3)
- Cost and location (2)
- Location (2)
- Culture, sites, safety, my interest
- project, location
- Location, project, timing
- Influence on project, price, and availability
- Already knowing the language their, MUST relate to my major I don't care if iqp doesn't have to be your major I'd like to do something actually relating to my feild
- Project, location, cost, time period
- location
- cost, safety, location
- The attractions of the area
- The type of project and the kind of culture of the location.
- Cost and term
- Affordability and Interest

- The quality of the project itself and its location.
- Location and Term
- Project opportunities and location.
- Price
- Coolness of project
- Location, and type of project.
- Where it is
- Term and location
- location, weather @ time of year, cost
- Cost, Doability, Interest in country
- My interest in experience the country. I want to experience something completely different. I also would like to have a prior interest in the culture of the country.
- Project and location
- Location and culture
- The location, culture, and experience
- Financial
- n/a
- The project, the location, my major
- Location, project, language
- Some place that makes me believe I can have one of the best experiences in my life.
- Finances
- cost and project types
- Project
- price, familiarity with language, and relation to major
- The term in which it is offered because of sports.
- Price and time
- cost, project topic
- If its a cool place
- Term and where I get it

- What the project might be and how I would spend my time
- Interest in the country's culture
- Opinions of other students that have gone, projects available and how much would it cost.
- Things to do, countries nearby.
- Site
- Location and projects offered
- Cost, cost, and cost. I pay enough already.
- The type of project and the location
- Location and Culture
- Location and project type
- Cost, Project and Reviews
- Monday, location, student reviews
- Money
- Weather and culture interest
- Cultural interest and project
- Price, location, how easy is it to obtain the visa, and visa fees

Appendix D: Emails

D.1 NGOs EMAIL TEMPLATE

Subject line: Inquiry about Working with Students from the United States

Dear *****,

Our names are Albert Enyedy and Daniela Fraga and we are from Worcester Polytechnic Institute (WPI) in the United States. Our university requires all students to do a project that addresses social good in a community, often marrying science and technology with society. 70% of students go abroad to meet this requirement, and as recognized by the Princeton Review's ranking of WPI among the top 10 Most Popular Study Abroad Programs in the US, we have project centers all over the world. Students work in a variety of capacities, from creating a training program for the British Museum in London, to analyzing the impact of global warming on industrial port areas in Boston, to improving the web services of the Emergency Services Foundation in Melbourne, Australia. We have provided links to these projects below for your convenience.

IQP Project Based Learning WPI:

<https://www.wpi.edu/academics/undergraduate/interactive-qualifying-project>

London, UK:

<http://wp.wpi.edu/london/projects/2017-projects-spring/bm/>

Boston, MA, USA:


<http://wp.wpi.edu/boston/projects/projects-2017/2017-boston-harbor-now/>

Melbourne, Australia:

<http://wp.wpi.edu/melbourne/projects/projects-by-term/2016-2/sparking-a-change-illuminating-the-path-to-an-all-electric-home/>

WPI is establishing a project center in Japan once again (we had one until the mid-90s). To achieve our goal, we are looking for organizations that are interested in working with students to complete a project.

When people sponsor projects, WPI provides one group of four students for seven weeks while they live in Japan. Prior to coming to Japan, students will spend 7 weeks preparing at WPI by doing background research and drafting a method for researching the challenge or need. Then during the following 7 weeks, the students will travel to Japan to work on the project approximately 40-50 hours a week on site. They will be accompanied by 2 faculty members that will oversee the development of the projects and ensure the quality of the students' work. In return for this labor, we typically ask sponsors to meet with students at least once a week for one hour, provide working space if available, and to be open to answering questions and feedback.



We are staying in Kyoto with the purpose of meeting with organizations like yours until February 28, 2018. We would appreciate the opportunity to meet with and discuss the possibility of working together in the future. Our emails are ajenyedy@wpi.edu and dvfragaalvarez@wpi.edu.

The faculty member whom we are working with is Jennifer deWinter. She would also be happy to answer questions. Her email address is jdewinter@wpi.edu.

Thank you so much for your time, and we look forward to hear back from you.

Best regards,
Albert Enyedy and Daniela Fraga

D.2 MUSEUM EMAIL TEMPLATE

Dear _____,

Our names are Thomas Ward and Holly Shumway and we are students from Worcester Polytechnic Institute (WPI) in the United States. Our university requires all students to do a project that addresses social good in a community, often combining science and technology with society. Roughly 70% of students go abroad to meet this requirement, and as recognized by the Princeton Review's ranking of WPI among the top 10 Most Popular Study Abroad Programs in the US, we have project centers all over the world. Students work in a variety of capacities, from creating a training program for the British Museum in London, to creating and updating exhibits in the *Museo de las Conceptas* in Cuenca in Ecuador, to researching to what extent the acoustics of kinetic sculptures add to visitor's experiences at the Tinguely Museum in Basel, Switzerland. We have provided links to these projects below for your convenience.

IQP Project Based Learning at WPI:

<https://www.wpi.edu/academics/undergraduate/interactive-qualifying-project>

London, UK:


<http://wp.wpi.edu/london/projects/2017-projects-spring/bm/>

Cuenca, Ecuador:

<https://www.wpi.edu/project-based-learning/global-project-program/project-centers/cuenca-ecuador-project-center>

Zurich, Switzerland

<https://www.wpi.edu/news/switzerland-project-center-have-29-students-iqps-mqps>



WPI is establishing a project center in Japan once again (we had one until the mid-90s). To achieve our goal, we are looking for organizations that are interested in working with students to complete a project.

We would provide your Museum with four students for seven weeks at a time. Prior to coming to Japan, students will spend 7 weeks preparing at WPI by doing background research and drafting a method for researching the challenge or need. While in Japan, these students would work for around 40-50 hours a week, for free. They will be accompanied by 2 faculty members that will oversee the development of the projects and ensure the quality of the students' work. We typically ask sponsors to meet with students at least once a week for one hour, provide working space if available, and to be open to answering questions and feedback. These students could assist your Museum in providing English translations, collecting analytics and data on visitors or different exhibits, assist in advertisements or campaigns, or anything else that may have a social impact. These projects truly benefit both parties, as your Museum will be provided with the time and effort of our students, and those students will be provided with valuable first-hand experience.

We are staying in Kyoto with the purpose of meeting with museums like yours until February 28, 2018. We would appreciate the opportunity to meet with and discuss the possibility of working together in the future. Our emails are trward@wpi.edu and heshumway@wpi.edu.

The faculty member whom we are working with is Jennifer deWinter. She would also be happy to answer any questions you may have. Her email address is jdewinter@wpi.edu.

Thank you so much for your time, and we look forward to hearing back from you.

Best regards,
Thomas Ward and Holly Shumway


D.3 IQP SITE DIRECTOR EMAIL TEMPLATES

Denmark

Project director: Steven S. Taylor
Email: [sst@wpi.edu](mailto:ss@wpi.edu)

Good morning Professor Taylor,

My name is Daniela Fraga and I am a junior at WPI. I am currently completing my IQP in Japan and my project is to determine all the logistics of establishing a sustainable project center. A key element of our projects is to recommend a PQP structure that would best benefit the future students coming to Japan. Since Denmark has a different model of PQP from the regular model most centers have, we were wondering if you could give us an



overview of your PQP structure, why that structure was chosen, and what the benefits of that structure are? We appreciate your time and support. Thank you again.

Kind regards,
Japan ISRP Team

Thailand

Project director: Seth Tuler
Email: stuler@wpi.edu
Project director: Richard F. Vaz
Email: vaz@wpi.edu

Subject Line: PQP Structure Inquiry
Good morning Professor Tuler,

My name is Felix Sanchez and I am a junior at WPI. I am currently completing my IQP in Japan and my project is to determine all the logistics of establishing a sustainable project center. A key element of our projects is to recommend a PQP structure that would best benefit the future students coming to Japan. Since Thailand has a different model of PQP from the regular model most centers have, we were wondering if you could give us an overview of your PQP structure, why that structure was chosen, and what the benefits of that structure are? We appreciate your time and support. Thank you again.

Kind regards,
Japan ISRP Team

Good morning Professor Vaz,

My name is Felix Sanchez and I am a junior at WPI. I am currently completing my IQP in Japan and my project is to determine all the logistics of establishing a sustainable project center. A key element of our projects is to recommend a PQP structure that would best benefit the future students coming to Japan. Since Thailand has a different model of PQP from the regular model most centers have, we were wondering if you could give us an overview of your PQP structure, why that structure was chosen, and what the benefits of that structure are? We appreciate your time and support. Thank you again.

Kind regards,
Japan ISRP Team

India

Project director: Ingrid K. Shockey

Email: ishockey@wpi.edu

Good morning Professor Shockey,

My name is Daniela Fraga Alvarez and I am a junior at WPI. I am currently completing my IQP in Japan and my project is to determine all the logistics of establishing a sustainable project center. A key element of our projects is to recommend a PQP structure that would best benefit the future students coming to Japan. Since India has a different model of PQP from the regular model most centers have, we were wondering if you could give us an overview of your PQP structure, why that structure was chosen, and what the benefits of that structure are? We appreciate your time and support. Thank you again.

Kind regards,

Japan ISRP Team

Appendix E: Communication with Sponsors

E.1 COMMUNICATION WITH KYOTO MUSEUMS

Name	Contacted?	Reply?	Accepted?	Comments
Biwako Canal Museum	NO	N/A	N/A	We could not find any contact information on their website
Jotenkaku Museum	NO	N/A	N/A	We could not find any contact information on their website
Kaleidoscope Museum	YES	NO	N/A	Contacted through their Facebook page
Kanji Museum	NO	N/A	N/A	We could not find any contact information on their website
Kyoto City Archaeological Museum	YES	NO	N/A	Contacted through their email: museum@kyoto-arc.or.jp
Kyoto Museum of Traditional Crafts Fureaikan	YES	NO	N/A	Contacted through the contact page on their website
Kyoto City Zoo	NO	N/A	N/A	We could not find any contact information on their website
Kyoto Hototeritsu Museum	NO	N/A	N/A	We could not find any contact information on their website
Kyoto International Manga Museum	YES	NO	N/A	Contacted through the contact page on their website
Kyoto Municipal Museum of Art	NO	N/A	N/A	We could not find any contact information on their website
Kyoto Museum for World Peace	NO	N/A	N/A	We could not find any contact information on their website
Kyoto National Museum	YES	NO	N/A	Contacted through their email: info@ma7.momak.go.jp
Kyoto Railway Museum	YES	NO	N/A	Contacted through their Facebook page
Museum of Kyoto	YES	NO	N/A	Contacted through the contact page on their website

E.2 COMMUNICATION WITH HIROSHIMA MUSEUMS

Name	Contacted?	Reply?	Accepted ?	Comments
Former Bank of Japan Hiroshima Branch	YES	NO	N/A	Contacted through email: Bunkaattocity.Hiroshima.Lg.Jp
Fukuromachi Elementary School Peace Museum	NO	N/A	N/A	We could not find any contact information on their website
Hiroshima Children's Museum	YES	NO	N/A	Contacted through email: riyou-annai@pyonta.city.hiroshima.jp
Hiroshima City Ebiyama Museum of Meteorology	YES	YES	NO	Interested in our project, but does not have English staff available
Hiroshima City Museum of Contemporary Art	NO	N/A	N/A	We could not find any contact information on their website
Hiroshima City Transportation Museum	YES	NO	N/A	Contacted through email: hcmca@hcmca.cf.city.hiroshima.jp
Hiroshima Museum of Art	YES	YES		Used their contact page: http://www.hiroshima-museum.jp/contact/ and waiting for response back
Hiroshima National Peace Memorial Hall for the Atomic Bomb Victims	YES	YES	NO	Said that they did not have enough projects, English speakers, and working space to sponsor a project
Hiroshima Peace Memorial Museum	YES	NO	N/A	Used their contact page: https://www.ssl-z.city.hiroshima.jp/pcf/contact/pcf_e.cgi
Hiroshima Prefectural Art Museum	YES	NO	N/A	Contacted through email: iroemaz@gmail.com
Honkawa Peace Museum	NO	N/A	N/A	We could not find any contact information on their website

E.3 COMMUNICATION WITH TOKYO MUSEUMS

Name	Contacted?	Reply?	Accepted?	Comments
Fukagawa Edo Museum	NO	N/A	N/A	We could not find any contact information on their website
Mega Web	NO	N/A	N/A	We could not find any contact information on their website
National Museum of Nature and Science	NO	N/A	N/A	We could not find any contact information on their website
Nezu Museum	NO	N/A	N/A	We could not find any contact information on their website
Samurai Museum	YES	NO	N/A	Contacted through contact page on their website
The Baseball Hall of Fame and Museum	YES	NO	N/A	Contacted through contact page on their website
Tobu Museum	NO	N/A	N/A	We could not find any contact information on their website
Tokyo Metro Museum	NO	N/A	N/A	We could not find any contact information on their website
Tokyo National Museum	NO	N/A	N/A	We could not find any contact information on their website
Tokyo Science Museum	YES	NO	N/A	Contacted through contact page on their website

E.4 COMMUNICATION WITH KYOTO NGOs

Name	Contact Information	Contacted	Response	Comments
Home's Vi	https://www.homes-vi.org/contact/	Yes	No	
Kyoto The Young Women's Christian Association of Kyoto (YWCA)	office@kyoto.ywca.or.jp	Yes	No	
Nippon International Cooperation for Community Development (NICCO)	info@kyoto-nicco.org	Yes	No	
Reborn Kyoto	http://www.reborn-kyoto.org/en/contact/	Yes	No	
Citizens Environmental Foundation	life@kankyoshimin.org	Yes	No	
Kiko Network	kyoto@kiconet.org	Yes	No	
Public Interest Foundation Trust Capital Foundation	http://shinrai.or.jp/about/	No	No	Unable to contact with the provided contact information
Green Action	info@greenaction-japan.org	Yes	No	
Kyoto NPO Center	office@npo-net.or.jp	Yes	No	
Kyoto Foundation for Positive Social Change		Yes	No	
New Japan Women's Association Kyoto Prefectural	sinfujin@mbox.kyoto-inet.or.jp	Yes	No	
Ben (Yokai SOHO)		Yes	Yes	Ben introduced the team to Midori Farms, Kyoto VR, Q-games, and Kyoto Makers Garage.
Midori Farms	Chuck Kayser, Founder midorifarm.kutsuki@gmail.com	Yes	Yes	
Kyoto VR	Atticus Sims, founder atticus@kyoto-vr.com	Yes	Yes	

Q-Games	Kensaku Nakata, nakata@q-games.com Tomi tomi@q-games.com	Yes	No	-Organization recommended by Benoit from Yokai -Tomi's full name was not provided
Kyoto Makers Garage/ Makers Boot Camp	Sabrina Sasaki sabrina@makersboot.camp info@kyotomakersgarage.com	Yes	Yes	

E.5 COMMUNICATION WITH HIROSHIMA NGOS

Name	Contact Information	Contacted	Response	Comments
UNITAR Hiroshima Office	Annelise Giseburt, Intern annelise.giseburt@unitar.org Mihoko Kumamoto, Head of Hiroshima Office mihoko.kumamoto@unitar.org	Yes	Yes	Had a meeting at the office and showed interest. After emailing the head of the office did not hear back Again.
Asian Network of Trust (ANT) Hiroshima	Tomoko Watanabe, Executive Director tomoko@ant-hiroshima.org	Yes	Yes	Interested but for the moment not able to sponsor a project since only 2 people speak English in the Office.
Hiroshima- The Young Women's Christian Association of Kyoto (YMCA)	http://www.hymca.jp/english/inquiry/	Yes	No	Contacted but never responded.
Hiroshima Peace Culture Foundation	Mr. Takayuki Matsuo p-soumu@pcf.city.hiroshima.jp	Yes	No	ANT Hiroshima executive director talked to Hiroshima Peace Foundation and they were interested in a partnership but never responded to the email that was sent.
Hiroshima Peace Culture Foundation International Relations and Cooperation Division	internat@pcf.city.hiroshima.jp	Yes	No	

E.6 COMMUNICATION WITH TOKYO NGOS

Name	Contact Information	Contacted	Response	Comments
Japan Platform	https://www.japanplatform.org/E/contact	Yes	No	
A SEED JAPAN	info@aseed.org ; http://www.aseed.org/contact/	Yes	No	
Janic	global-citizen@janic.org	Yes	No	
Jiyu-Jin Foundation	info@jiyu-jin.org	Yes	No	
Japan-Philippines Network	jpn@acc21.org	Yes	Yes	Unable to receive students since they are a very small organization.
The Buddhist NGO Network of Japan	office@bnn.ne.jp	Yes	No	
AAR Japan	aar@aarjapan.gr.jp	Yes	No	
SHARE	info@share.or.jp	Yes	No	
JANNI	janni@jca.apc.org	Yes	No	
Peace Winds Japan	https://krs.bz/pwjpr/m/e_contact	Yes	No	
Global Village	http://globalvillage.or.jp/about/outline	Yes	No	
APEX (Asian People's Exchange)	tokyo-office@apex-ngo.org	Yes	No	
Japan International Volunteer Center	https://www.ngo-jvc.net/en/contact-us/	Yes	No	
Hunger Free World		Yes	Yes	Unable to receive students. They are focusing on the Olympics 2020 and do not have enough time to take over a new project.
JCBL (Japan Campaign to ban Landmines)	info@hungerfree.net ; http://www.hungerfree.net/english/contact-us/	Yes	No	office@jcbl-ngo.org
Water Aid Japan	info-japan@wateraid.org	Yes	No	
JEN	https://www.jen-npo.org/en/contact/form	Yes	No	

The Organization for Industrial, Spiritual, and Cultural Advancement International (OISCA)	https://www.oisca.org/contact/	No	N/A	Unable to contact the organization through the contact tab provided
DEAR (Development Education Association & Resource Center)	main@dear.or.jp	Yes	No	
FoE Japan	info@foejapan.org	Yes	No	
Family House	jimukyoku@familyhouse.or.jp	Yes	No	
Institute Conservation International Japan	japan@conservation.org	Yes	No	
Asia SEED	office@asiaseed.org	Yes	No	
Medecins Sans Frontieres	Michiko Kyokan, Medical Project Leader Tel: +81 (0)3 52 86 61 98/ Mobile: +81 (0)7013137144 Skype: michikokyokan Email: m.kyokan@tokyo.msf.org greatideasfromjapan@tokyo.msf.org ; office@tokyo.msf.org	Yes	Yes	
Good Neighbors Japan	admin@gnjp.org	Yes	No	
Japan Association for Refugees (JAR)	info@refugee.or.jp	Yes	No	
The Swedish Chamber of Commerce and Industry in Japan (SCCJ)	office@sccj.org	Yes	No	
Habitat for Humanity Japan	info@habitatjp.info	Yes	No	
Resurrection of Fukushima	Itsuko Yano (Founder) i-yano@kd6.so-net.ne.jp , yanoitsuko@gmail.com , desk@fukushima-saisei.jp	Yes	Yes	
Kamonohashi Project	info@kamonohashi-project.net	Yes	No	
Japa Center, Pacific Basin Arts Communication (PARC)	http://www.parc-jc.org/contact/?lang=en	Yes	Yes	

HOPE International Development Agency Japan	info@hope.or.jp	Yes	No	
National Federation of UNESCO Associations in Japan		No	N/A	No contact information provided on the website.
Save the Children Japan		No	N/A	No contact information provided on the website.
JADE	info@jade.org	Yes	No	

E.7 COMMUNICATION WITH KYOTO SHRINES AND TEMPLES

Name	Visited	Contacted	Interested
Imamiya Shrine	Yes	No	Unlikely
Toji	Yes	Yes	Unlikely
Tofukuji	Yes	No	Unlikely
Kiyomizu Dera	Yes	Yes	Unlikely
Hirano Shrine	Yes	No	Unlikely
Kinkakuji	Yes	No	Unlikely
Ninnanji	Yes	No	Unlikely
Ryoanji	Yes	Yes	Unlikely
Myoshinji	Yes	Yes	Potentially
Kitano Tenmangu	Yes	No	Unlikely
Fushimi Inari Taisha	Yes	No	Unlikely

E.8 COMMUNICATION WITH HIROSHIMA SHRINES AND TEMPLES

Name	Visited	Contacted	Interested
Daishoin	Yes	Yes	Potentially
Nigitsu Shrine	Yes	Yes	Unlikely
Toshougu	Yes	No	Unlikely
Gokoku Shrine	Yes	No	Unlikely
Tsuruhane Shrine	Yes	No	Unlikely
Mise Hondo	Yes	No	Unlikely
Myojoin Temple	Yes	Yes	Unlikely
Toyokuni Shrine	Yes	No	Unlikely
Daiganji	Yes	No	Unlikely
Itsukushima Shrine	Yes	No	Unlikely

E.9 COMMUNICATION WITH TOKYO SHRINES AND TEMPLES

Name	Visited	Contacted	Interested
Kanda Shrine	Yes	No	Unlikely
Yushima Tenmangu	Yes	No	Unlikely
Shinobazunoike Bentendo	Yes	No	Unlikely
Gojoten Shrine	Yes	No	Unlikely
Kaneiji	Yes	Yes	Unlikely
Ueno Daibutsu	Yes	No	Unlikely
Ueno Toshogu	Yes	No	Unlikely
Kiyomizu Kannon-do	Yes	Yes	Unlikely
Gokokuin Daikokuten	Yes	Yes	Unlikely
Sensoji	Yes	No	Unlikely

E.10 COMMUNICATION WITH KYOTO UNIVERSITIES

Name	Contact Information	Contacted	Response	Comments
Advanced Science, Technology & Management Research Institute (ASTEM)	Contact: info@astem.or.jp	Yes	No	Contacted, great potential
Doshisha University: Imadegawa Campus	Office of the Center for Global Education and Japanese Language: ji-nbn@mail.doshisha.ac.jp	Yes	No	Visited, they had what was good but unsure if interested
Kyoto Gakuen University - Uzumasa Campus	Atsuko Okamoto: zokamoto@kyotogakuen.ac.jp Contact: nyushi@kyotogakuen.ac.jp	Yes	No	Visited, high potential for project, contacted further
Kyoto University	International Education and Student Mobility Division: ryugak78@mail.adm.kyoto-u.ac.jp	No	No	no contact
Kyoto University of Foreign Studies	Request Form: https://www.kufs.ac.jp/en/request/index.html	Yes	No	Visited, very nice to visitors and quality is good, Contacted further
Kyoto Institute of Technology	Student Exchange Contact: ses@jim.kit.ac.jp	No	No	Quality was poor so no contact
Kyoto Sangyo University	Center for International Programs: cip-ml@star.kyoto-su.ac.jp	Yes	No	Visited, not willing to host a project
Ryukoku University	Global Education Promotion Center: r-globe@ad.ryukoku.ac.jp	No	No	not contacted
Kyoto Prefectural University	kokusai@kpu.ac.jp	Yes	No	Visited, they were not interested
Ritsumeikan University	Noma Sensei hanoma@fc.ritsumei.ac.jp	Yes	No	Noma Sensei from MQP is here
Osaka University	Contact: info@astem.or.jp	Yes	No	Ae sensei from MQP is from here

E.11 COMMUNICATION WITH HIROSHIMA UNIVERSITIES

Name	Contact Information	Contacted	Response	Comments
Hiroshima University	International Exchange Group: inquiry@office.hiroshima-u.ac.jp	Yes	No	Contacted, great potential
Hiroshima Institute of Technology	nyushi@it-hiroshima.ac.jp	Yes	No	Visited, they had what was good but unsure if interested
Hiroshima International University	Inquiry Form: https://www.hirokoku-u.ac.jp/contact/form.html	Yes	No	Visited, high potential for project, contacted further
Hiroshima Shudo University	International Affairs Center: kokusai@js.shudo-u.ac.jp	No	No	no contact
Hiroshima University of Economics	Center for International Education Exchange: int-sc@hue.ac.jp	Yes	No	Visited, very nice to visitors and quality is good, Contacted further
Hiroshima City University	Contact: kyo-gaku@office.hiroshima-cu.ac.jp	No	No	Quality was poor so no contact
Prefectural University of Hiroshima	Contact: puhnnyusi@pu-hiroshima.ac.jp	Yes	No	Visited, not willing to host a project
Fukuyama University	Inquiry Form: http://www.fukuyama-u.ac.jp/contact_gad/	No	No	not contacted

E.12 COMMUNICATION WITH TOKYO UNIVERSITIES

Name	Contact Information	Contacted	Response	Comments
Waseda University	International Office: intl-ac@list.waseda.jp Bryan Hartzheim: bhartzheim@gmail.com	Yes	No	Contacted, great potential
Keio University	Student Exchange Program: ic-student@adst.keio.ac.jp Academic Exchange Program: ic-acex@adst.keio.ac.jp	Yes	No	Visited, they had what was good but unsure if interested
Hosei University	N/A	Yes	No	Visited, high potential for project, contacted further
Meiji University	International Student Office: cip@mics.meiji.ac.jp	No	No	N/A
Tokyo University of Science	International Affairs Section: intlexchg@admin.tus.ac.jp	No	No	N/A
Aoyama Gakuin University	International Affairs Division, Administration Dept: 03-3409-8462	No	No	N/A
Tokyo Institute of Technology	Contact: pr@jim.titech.ac.jp	No	No	N/A
Nihon University	International Affairs Division: int@nihon-u.ac.jp	No	No	N/A
Tokyo University of Foreign Studies	International Contact: ryugakuseika@tufs.ac.jp	No	No	N/A

E.13 COMMUNICATION WITH HIROSHIMA LOCAL GOVERNMENTS

Name	Contact Information	Contacted	Response	Comments
Hiroshima City Hall	+81-(0)82-504-2120	Yes	Yes	Contacted through the contact page on their website and visited in-person
Hiroshima Higashi Ward Office	N / A.	Yes	Yes	We could not find any contact information on their website Went to the ward office Not interested

Appendix F: Website Data

F.1 LIST OF PROJECT CENTER WEBSITES

Project Center Name	Website
New Zealand	http://wp.wpi.edu/newzealand/#
Worcester Community	http://wp.wpi.edu/wcpc/
Pioneer Valley	http://wp.wpi.edu/pioneervalley/
Venice	http://veniceprojectcenter.org/
Panama City	http://wp.wpi.edu/panamacity/
Costa Rica	http://wp.wpi.edu/costarica/
Puerto Rico	http://wp.wpi.edu/puertorico/
Nantucket	http://wp.wpi.edu/nantucket/
Wall Street	http://wallstreet.wpi.edu/
London	http://wp.wpi.edu/london/
WROC Massachusetts	http://wp.wpi.edu/wroc/
South Africa	http://wp.wpi.edu/southafrica/
Bar Harbor	http://wp.wpi.edu/barharbor/
Boston	http://wp.wpi.edu/boston/

Appendix G: Housing Form Information

G.1 LIST AND FILLED OUT FORMS OF KYOTO STUDENT HOUSING

List

Name:	Address:	Contact Information:
Khaosan Kyoto Guesthouse	568 Nakano-cho, Shimogyo-ku, Kyoto 600-8032	kyoto@khaosan-tokyo.com
The Millennials Kyoto	235 Yamazaki-cho, Nakagyo-ku, Kyoto-shi Kyoto, 604-8032	m-yamamoto@global-agents.co.jp
Marafuku Building	39-1 Karahashi Nishihiragaki-cho, Minami Ward, Kyoto 601-8468	https://www.monthly-kyoto.com/details.html?id=10323#mailaccess

Filled out Forms

Name of the person Completing the form: Albert Enyedý			
Name of Place: The Millennials Kyoto			
Date of Visit: 01/16/2018			
Time of the visit: Around 17:00			
Address: 235 Yamazaki-cho, Nakagyo-ku, Kyoto-shi Kyoto, 604-8032			
Contact Name: Yamamoto, Mizuki			
Contact Information: m-yamamoto@global-agents.co.jp			
Topic	Yes	No	Comment
Topic 1: Fire Safety			
Multiple clearly marked fire exits	x		
Fire extinguishers	x		
Working smoke detectors	x		
Barred windows		x	If yes, which floors?
Exposed electrical wires		x	Where specifically?
Topic 2: security			
Secure entrances (deadbolt locks)	x		Describe access (key card, key, etc.) The cabins have security; thus each student is safe. The front door anyone can enter but there is a front desk that welcomes visitor at all times.
Solid external doors	x		
Locks on all windows		x	Not able to check , but it would not be a problem if the windows did not lock because all of the windows are too high up for them to be security liabilities.
The windows all function properly (none are broken)	x		
Screens on all windows		x	We cannot tell, we did not stay at this cabin hotel.
Any kind of security system in place		x	Describe what the system is We were not able to check.

Peephole at front door		x	Cabins do not have peepholes.
Topic 3: working appliances			
Stove	x		Shared kitchen, including a kitchen available in the main lobby.
Oven	x		Shared kitchen, including a kitchen available in the main lobby.
Microwave	x		Shared kitchen, including a kitchen available in the main lobby.
Refrigerator	x		Shared kitchen, including a kitchen available in the main lobby.
Laundry facilities	x		Within 5 minutes walking distance from housing.
Hot water in kitchen	x		
Hot water in bathroom (i.e. For showering)	x		Announced in Hostel World App
Internet access	x		Please comment on the internet access (whether internet speed is satisfying) Free Wi-Fi available in all areas.
Topic 4: neighborhood			
Safe surroundings	x		Nishiki Market is crowded, and has some security guards.
Well lit outside at night	x		The Nishiki Market streets are always well-lit at night because it is a popular shopping destination at all hours of the day
Accessible to public transportation	x		Located on a street with at least 7 bus stops which have access to most of Kyoto.
Access to shopping (for necessities)	x		Located on a main shopping street bordering the Nishiki Marketplace.
Access to restaurants	x		Located a main shopping/food street bordering the Nishiki Marketplace
Topic 5: transportation			
Easy access to public transportation	x		Located on a street with at least several bus stops and subway stations.
Bus line	x		Several bus lines in the street that this hostel is located in.
Metro/ subway	x		Within a 5 minute walk away from the nearest subway station.
Reliable taxi service	x		Located in the crowded Nishiki Market area, so taxis might have some delays due to traffic, but plenty of taxis drive by here.
Walking distance to sponsor		x	Unknown, depends on the sponsor
Topic 6: multi-floor building			
Working Elevator	x		Take elevator to 8th floor main lobby.
Multiple stairways	x		Presumably, in case the elevators do not work. We did not use the stairs so no confirmation.
Fire escape	x		Passed fire inspection.
Topic 7: co-ed apartments			
Locks on bedroom doors	x		Appears to have locks in the promo video for the cabins.
Locks on bathroom doors	x		Stalls would be able to lock. Unsure about shower units, since we were unable to check.
More than one bedroom	x		Indicate how many bedrooms Each student sleeps in a single cabin.
More than one bathroom	x		Indicate the number of bathrooms Shared bathrooms due to the cabin hotel nature
Additional comments			
Very clean and impressive lobby. Roughly \$20 per night, depending on the season. Cabins seem a little tight though, so students might not appreciate having so little space to store their belongings.			

Name of the person Completing the form: Albert Enyedy
Name of Place: Khaosan Kyoto Guesthouse
Date of Visit: 01/17/2018
Time of Visit: 15:45 pm
Address: 568 Nakano-cho, Shimogyo-ku, Kyoto 600-8032
Contact Name: Front desk

Contact Information: kyoto@khaosan-tokyo.com			
Topic	Yes	No	Comment
Topic 1: Fire Safety			
Multiple clearly marked fire exits	x		Passed fire inspection.
Fire extinguishers	x		Passed fire inspection.
Working smoke detectors	x		Passed fire inspection.
Barred windows		x	If yes, which floors?
Exposed electrical wires		x	Where specifically?
Topic 2: security			
Secure entrances (deadbolt locks)	x		Describe access (key card, key, etc.) Keycard required to gain access to lobby whenever front desk is closed
Solid external doors	x		
Locks on all windows		x	We could not tell, we did not stay at this guesthouse
The windows all function properly (none are broken)	x		
Screens on all windows		x	
Any kind of security system in place	x		Describe what the system is: Keycard access to front door and rooms.
Peephole at front door		x	
Topic 3: working appliances			
Stove	x		Shared kitchen area.
Oven	x		Shared kitchen area.
Microwave	x		Shared kitchen area.
Refrigerator	x		Shared kitchen area.
Laundry facilities	x		One in the hostel that is open from 8:30 am to 9:00pm and one located within a 5-minute walk.
Hot water in kitchen	x		
Hot water in bathroom (i.e. For showering)	x		Announced in Hostel World App.
Internet access	x		Please comment on the internet access (whether internet speed is satisfying)
Topic 4: neighborhood			
Safe surroundings	x		Right next to a large mall bordering Nishiki Market area. Mall has mall guards outside near the guesthouse's street.
Well lit outside at night	x		
Accessible to public transportation	x		Many bus stops nearby as well as a subway station.
Access to shopping (for necessities)	x		Neighboring a convenience store (Family-Mart), and near a mall and Nishiki Market.
Access to restaurants	x		Nishiki Market and its neighboring streets have many food options.
Topic 5: transportation			
Easy access to public transportation	x		Many bus and subway line within a 5-minute walk.
Bus line			Many bus and subway line within a 5-minute walk.
Metro/ subway	x		Many bus and subway line within a 5-minute walk.
Reliable taxi service	x		Near Nishiki Market, so traffic might cause delays but there are many taxis in the area.
Walking distance to sponsor		x	Unknown, depends on the sponsor.
Topic 6: multi-floor building			
Working elevator	x		Elevator passed all inspections.
Multiple stairways	x		At least 4 staircases bases on the floor plan.
Fire escape	x		Passed all fire inspections.
Topic 7: co-ed apartments			
Locks on bedroom doors	x		Hostel has rooms for up to six students, and those rooms can be locked.

Locks on bathroom doors	x		Locks on stalls in the shared bathrooms per floor
More than one bedroom	x		Indicate how many bedrooms Options for students to be placed in singles or doubles as well, and access for female-only rooms.
More than one bathroom	x		Indicate the number of bathrooms Female-only restrooms available, as well as ones in the female-only section of the guesthouse.
Additional comments Well-maintained hostel (won the 3rd-best guesthouse in Asia award in 2013), with staff that speak English. Reasonably secure and with all the required resources nearby.			

Name of the person Completing the form: Yosuke Nakamura			
Name of Place: Marufuku Building			
Date of Visit: 1/22/2018			
Time of Visit: 3:48 pm			
Address: 39-1 Karahashi Nishihiragaki-cho, Minami Ward, Kyoto 601-8468			
Contact Name: Contact through Monthly Kyoto with number 008041			
Contact Information: Use inquiry page			
Topic	Yes	No	Comment
Topic 1: Fire Safety			
Multiple clearly marked fire exits	x		I haven't visit this place, but if the building is on the website they should be passing the minimum requirement.
Fire extinguishers	x		I haven't visit this place, but if the building is on the website they should be passing the minimum requirement.
Working smoke detectors	x		I haven't visit this place, but if the building is on the website they should be passing the minimum requirement.
Barred windows		x	If yes, which floors?
Exposed electrical wires		x	Where specifically?
Topic 2: security			
Secure entrances (deadbolt locks)	x		Describe access (key card, key, etc.) Key
Solid external doors	x		
Locks on all windows	x		
The windows all function properly (none are broken)	x		If broken, the company would not let them post this on their website.
Screens on all windows		x	Some are clear
Any kind of security system in place	x		Describe what the system is: Entrance door of the building will automatically locks and need a key to open it.
Peephole at front door	x		I am not 100% sure, but I think they do.
Topic 3: working appliances			
Stove	x		They have IH.
Oven	x		Oven microwave.
Microwave	x		Oven microwave.
Refrigerator	x		Probably same size as the one in Yokai Soho.
Laundry facilities	x		No dryer, but has verandah.
Hot water in kitchen	x		
Hot water in bathroom (i.e. For showering)	x		
Internet access	x		
Topic 4: neighborhood			
Safe surroundings	x		There is a fire station nearby.
Well lit outside at night	x		
Accessible to public transportation	x		Nishioji station is nearby.

Access to shopping (for necessities)	x		At least a Family Mart just across the street.
Access to restaurants	x		Several around
Topic 5: transportation			
Easy access to public transportation	x		Station nearby.
Bus line	x		Bus stop is also nearby
Metro/ subway		x	But you can go to Kyoto and change your train
Reliable taxi service	x		All taxis in Japan are safe
Walking distance to sponsor		x	
Topic 6: multi-floor building			
Working elevator	x		They should have
Multiple stairways		x	I think there is only one.
Fire escape	x		Stairs function as fire escape I suppose.
Topic 7: co-ed apartments			
Locks on bedroom doors	x		
Locks on bathroom doors	x		
More than one bedroom	x		
More than one bathroom	x		
Additional comments			

G.2 LIST OF KYOTO FACULTY HOUSING CONTACT INFORMATION

Name:	Address:	Contact Information:
Kyoto Morris Hotel	133-1, Umenogi-cho Nakagyo-ku, Kyoto City, 604-0905	kyoto@morris-hostel.com
Seibido Inn	204 Nishikodo-cho, Nakagyo-ku, Kyoto-shi Japan 604-0904	reservation@kyoto-seibidoinn.com
Hostel Nini Room	〒 606-8395 Kyoto, Kyoto-shi, Kyoto-shi, Kyoto-shi, Kyoto-shi	https://www.facebook.com/niniroom/
Kaede Guest House	465-2 Senshouji-Cho, Simogyo-ku, Kyoto City, Kyoto, JAPAN 600-8076	Kaede.kyoto@gmail.com

G.3 LIST AND FILLED OUT FORMS OF HIROSHIMA STUDENT HOUSING

List

Name:	Address:	Contact Information:
Leonext Social-S	2 Chome 1-4 Omachihigashi, Asaminami-ku, Hiroshima-shi, Hiroshima Prefecture 731-0124	http://www.leopalace21.com/app/searchCondition/detail/r/0000053781203.html
I Presto Kihonmachi 1 (Kihonmachi)	1 Chome 9-7 Koihon-machi, Nishi-ku, Hiroshima-shi, Hiroshima Prefecture 733-0812	https://goo.gl/XcYnSR

Forms

Name of the person Completing the form: Albert Enyedy			
Name of Place: Guesthouse MangeTak (Hiroshima)			
Date of Visit: 01/29/2018			
Address: 〒730-0853 広島県広島市中区 堺町 2丁目 1-1 3			
Contact Name: Front Desk			
Contact Information: info@mange-tak.com			
Topic	Yes	No	Comment
Topic 1: Fire Safety			
Multiple clearly marked fire exits	x		
Fire extinguishers	x		
Working smoke detectors	x		
Barred windows		x	If yes, which floors? They did not seem to have barred windows. The windows can likely lock though.
Exposed electrical wires		x	Where specifically? None visible when we visited.
Topic 2: security			
Secure entrances (deadbolt locks)		x	Describe access (key card, key, etc.) Key cards to access rooms.
Solid external doors	x		There is a door to enter through to gain access to the lobby. Is not a sliding door with keycard access, just a simple door.
Locks on all windows	x		
The windows all function properly (none are broken)	x		
Screens on all windows		x	
Any kind of security system in place		x	Describe what the system is
Peephole at front door		x	
Topic 3: working appliances			
Stove	x		They have a "cooker" (hostel world)
Oven	x		They have a "cooker" (hostel world)
Microwave	x		
Refrigerator	x		
Laundry facilities	x		They have a washing machine
Hot water in kitchen	x		
Hot water in bathroom (i.e. For showering)	x		
Internet access	x		Please comment on the internet access (whether internet speed is satisfying)
Topic 4: neighborhood			
Safe surroundings	x		Near Hiroshima Station and a main road
Well lit outside at night	x		Near Hiroshima Station and a main road
Accessible to public transportation	x		Near Hiroshima Station and a main road
Access to shopping (for necessities)	x		Near Hiroshima Station and a main road
Access to restaurants	x		Near Hiroshima Station and a main road
Topic 5: transportation			
Easy access to public transportation	x		Next to Hiroshima Station
Bus line	x		Next to Hiroshima Station

Metro/ subway	x		Next to Hiroshima Station
Reliable taxi service	x		Next to Hiroshima Station
Walking distance to sponsor		x	We don't have confirmed sponsors yet. Prospective NGO's are about 20-30 minute walk away, but are nearby when using public transportation.
Topic 6: multi-floor building			
Working Elevator	x		
Multiple stairways		x	We could not ascertain this.
Fire escape	x		All city buildings require fire escapes.
Topic 7: co-ed apartments			
Locks on bedroom doors		x	We could not ascertain this.
Locks on bathroom doors	x		Stalls have locks.
More than one bedroom	x		Indicate how many bedrooms Large rooms with bunk beds
More than one bathroom	x		Indicate the number of bathrooms
Additional comments Great location near Hiroshima station, great reviews on Hostel world. Might be rough for students to have a small amount of personal space, but the rooms are spacious enough. The rooms have no desks, however, so work would have to be done (if tables are required) in common areas.			

Name of the person Completing the form: Dan			
Name of Place: Higashi Nihon Fudosan Leonext Social-S			
Date of Visit: N/A			
Address: 2 Chome 1-4 Omachihigashi, Asaminami-ku, Hiroshima-shi, Hiroshima Prefecture 731-0124			
Contact Name: N/A			
Contact Information: 090-9139-3587 http://www.leopalace21.com/app/searchCondition/detail/r/0000053781203.html			
Topic	Yes	No	Comment
Topic 1: Fire Safety			
Multiple clearly marked fire exits	✓		Social room has fire exit
Fire extinguishers	✓		Extinguisher present
Working smoke detectors	✓		Smoke detectors in most rooms
Barred windows		✓	No comment
Exposed electrical wires		✓	No comment
Topic 2: security			
Secure entrances (deadbolt locks)	✓		Key use
Solid external doors	✓		No comment
Locks on all windows	✓		By inspection they all look like they have locks
The windows all function properly (none are broken)	✓		Unsure
Screens on all windows	✓		No comment
Any kind of security system in place	✓		Security Cameras
Peephole at front door	✓		Monitor to replace peephole
Topic 3: working appliances			
Stove	✓		No comment
Oven	✓		No comment
Microwave	✓		No comment
Refrigerator	✓		No comment

Laundry facilities	✓		Indoor washing machine
Hot water in kitchen	✓		On website
Hot water in bathroom (i.e. For showering)	✓		On website
Internet access	✓		Free wifi
Topic 4: neighborhood			
Safe surroundings	✓		Safe suburban area
Well lit outside at night	✓		Lights outside the apartment
Accessible to public transportation	✓		Within 10 minutes from public transportation
Access to shopping (for necessities)	✓		Convenience store, supermarket
Access to restaurants	✓		No comment
Topic 5: transportation			
Easy access to public transportation	✓		Omachi Station and the Astram Line
Bus line		✓	Unknown
Metro/ subway		✓	No subway system
Reliable taxi service	✓		Easy to call one
Walking distance to sponsor	✓		
Topic 6: multi-floor building			
Working Elevator		✓	No elevator
Multiple stairways		✓	One staircase
Fire escape	✓		Exists
Topic 7: co-ed apartments			
Locks on bedroom doors	✓		Only on apartment door
Locks on bathroom doors	✓		As usual
More than one bedroom		✓	One per apartment
More than one bathroom		✓	One per apartment
Additional comments			

Name of the person Completing the form: Dan			
Name of Place: I Presto Kihonmachi 1 (Koihonmachi)			
Date of Visit: N/A			
Address: Hiroshima Prefecture Hiroshima-shi Nishi-ku 1 - chome ichimoto cho 9 - 7 (White Chateau)			
Contact Name: N/A			
Contact Information: 082-568-1139 http://www.weekly-mansion.com/detail/?bukken_no=33109			
Topic	Yes	No	Comment
Topic 1: Fire Safety			
Multiple clearly marked fire exits		✓	Just one found
Fire extinguishers	✓		Extinguisher present
Working smoke detectors	✓		Smoke detectors in most rooms
Barred windows		✓	No comment
Exposed electrical wires		✓	No comment
Topic 2: security			
Secure entrances (deadbolt locks)	✓		Key autolock

Solid external doors	✓		No comment
Locks on all windows	✓		By inspection they all look like they have locks
The windows all function properly (none are broken)	✓		Unsure
Screens on all windows	✓		No comment
Any kind of security system in place	✓		Autolock
Peephole at front door		✓	Did not see peephole
Topic 3: working appliances			
Stove	✓		No comment
Oven	✓		No comment
Microwave	✓		No comment
Refrigerator	✓		No comment
Laundry facilities	✓		Indoor washing machine
Hot water in kitchen	✓		On website
Hot water in bathroom (i.e. For showering)	✓		On website
Internet access	✓		Free wifi
Topic 4: neighborhood			
Safe surroundings	✓		Safe suburban area
Well lit outside at night	✓		Lights outside the apartment
Accessible to public transportation	✓		Within 10 minutes from public transportation
Access to shopping (for necessities)	✓		Convenience store, supermarket
Access to restaurants	✓		No comment
Topic 5: transportation			
Easy access to public transportation	✓		Omachi Station and the Astram Line
Bus line		✓	Unknown
Metro/ subway		✓	No subway system
Reliable taxi service	✓		Easy to call one
Walking distance to sponsor	✓		
Topic 6: multi-floor building			
Working Elevator	✓		Written
Multiple stairways	✓		Several staircase
Fire escape	✓		Exists
Topic 7: co-ed apartments			
Locks on bedroom doors	✓		Only on apartment door
Locks on bathroom doors	✓		As usual
More than one bedroom		✓	One per apartment
More than one bathroom		✓	One per apartment
Additional comments			

G.4 LIST OF HIROSHIMA FACULTY HOUSING CONTACT INFORMATION

Name:	Address:	Contact Information:
Peace Park, Large Japanese apartment	Near Peace Park	https://www.airbnb.com/rooms/22304509?s=51
Santiago Guesthouse Hiroshima	4-18 Nakamachi, Naka-ku, Hiroshima-shi, Hiroshima-ken 730-0037	Hiroshimaattosansansantiago.com
The first officially licensed Airbnb in Kure 202	Kure, southeast of Hiroshima	https://www.airbnb.com/rooms/22974054?s=51
Clayton Bay Hotel	〒737-0822 広島県呉市築地町3-3	info@clayton-bay.jp

G.5 LIST AND FILLED OUT FORMS OF TOKYO STUDENT HOUSING

List

Name:	Address:	Contact Information:
Wise Owl Hostels Shibuya	4 Chome-9-10 Aobadai, Meguro, Tokyo 153-0042	+03-5738-0180
Palace Studio Ikebukuro Ekimae	1-43-10, Higashi Ikebukuro, Toshima-ku, Tokyo	+81-3-6824-9581
Sakura Hostel Asakusa	2-24-2 Asakusa Taito-ku, Tokyo Japan 111-0032	https://www.sakura-hostel.co.jp/inquiry.php

Forms

Name of the person Completing the form: Albert Enyedy			
Name of Place: Wise Owl Hostels Shibuya			
Date of Visit: 02/04/2018			
Address: 4 Chome-9-10 Aobadai, Meguro, Tokyo 153-0042			
Contact Name: Front desk			
Contact Information: Phone: 0357380180			
Topic	Yes	No	Comment
Topic 1: Fire Safety			
Multiple clearly marked fire exits	✓		New building passed fire inspection.
Fire extinguishers	✓		
Working smoke detectors	✓		
Barred windows		✓	
Exposed electrical wires		✓	
Topic 2: security			
Secure entrances (deadbolt locks)	✓		
Solid external doors	✓		Large, metal, automatic doors.

Locks on all windows		✓	We could not ascertain this information
The windows all function properly (none are broken)	✓		New building
Screens on all windows		✓	We could not ascertain this information.
Any kind of security system in place	✓		Card to access the rooms and safe entrance.
Peephole at front door		✓	We could not ascertain this information.
Topic 3: working appliances			
Stove	✓		"Tea and coffee making facilities" (but no public kitchen area)
Oven		✓	No comment
Microwave	✓		Microwave is listed as an amenity
Refrigerator	✓		Listed as an amenity (map seems to show one per floor).
Laundry facilities	✓		Washer and dryer in same building.
Hot water in kitchen	✓		
Hot water in bathroom (i.e. For showering)	✓		Hot showers listed as an amenity on hostel world.
Internet access	✓		Free Wi-Fi and free internet access.
Topic 4: neighborhood			
Safe surroundings	✓		Near a main road in a quieter part of Tokyo.
Well lit outside at night	✓		
Accessible to public transportation	✓		Busses nearby. Within 15-20 minute walk from Shibuya station.
Access to shopping (for necessities)	✓		Located within a 10 minute walk from Shibuya's shopping centers.
Access to restaurants	✓		
Topic 5: transportation			
Easy access to public transportation	✓		Bus stops within 5-10-minute walk. Trains within 20 minute walk.
Bus line	✓		Bus stations within 5-10 minute walk.
Metro/ subway	✓		Shibuya station 20 minutes away.
Reliable taxi service	✓		Taxis are common.
Walking distance to sponsor		✓	Near public transportation for commuting.
Topic 6: multi-floor building			
Working Elevator	✓		Map has EV which signifies an elevator.
Multiple stairways		✓	Only one staircase.
Fire escape	✓		New building passed fire inspection.
Topic 7: co-ed apartments			
Locks on bedroom doors	✓		Locks all 24 students in the same room.
Locks on bathroom doors	✓		Stalls can lock.
More than one bedroom		✓	Indicate how many bedrooms
More than one bathroom	✓		At least one men's and women's room per floor.
Additional comments: Hostel with great quality amenities, however they would intend to have the students occupy the large dormitory room. This would mean that IGSD must rent out all 28 beds in the dorm to ensure that only WPI students live in the dormitory, and that the 24-student room would be co-ed.			

Name of the person Completing the form: Thomas Ward
Name of Place: Sakura Hostel Asakusa
Date of Visit: N/A

Time of the visit: N/A			
Address: 2-24-2 Asakusa Taito-ku, Tokyo Japan 111-0032			
Contact Name: N/A (They have not responded)			
Contact Information: https://www.sakura-hostel.co.jp/inquiry.php			
Topic	Yes	No	Comment
Topic 1: Fire Safety			
Multiple clearly marked fire exits	x		
Fire extinguishers	x		
Working smoke detectors	x		
Barred windows		x	
Exposed electrical wires		x	
Topic 2: security			
Secure entrances (deadbolt locks)	x		Describe access (key card, key, etc.) Residents are given keys for their individual rooms
Solid external doors	x		
Locks on all windows	x		
The windows all function properly (none are broken)	x		
Screens on all windows	x		
Any kind of security system in place	x		24 hour manned reception
Peephole at front door		x	
Topic 3: working appliances			
Stove	x		Shared Kitchen
Oven		x	
Microwave	x		
Refrigerator	x		
Laundry facilities	x		Within the hostel
Hot water in kitchen	x		
Hot water in bathroom (i.e. For showering)	x		
Internet access	x		Both wifi, and computers directly connected to internet is available
Topic 4: neighborhood			
Safe surroundings	x		Neighborhood close to train station and Asakusa shrine
Well lit outside at night	x		
Accessible to public transportation	x		Within 3 minute walk to Asakusa Shrine
Access to shopping (for necessities)	x		Supermarket and convenience stores located nearby
Access to restaurants	x		Many restaurants located nearby
Topic 5: transportation			
Easy access to public transportation	x		3 minute walk to Asakusa Station
Bus line	x		3 minute walk to nearest bus station
Metro/ subway	x		3 minute walk to nearest train station
Reliable taxi service	x		
Walking distance to sponsor		x	Unknown, but unlikely
Topic 6: multi-floor building			
Working Elevator	x		4 story building
Multiple stairways	x		
Fire escape	x		

Topic 7: co-ed apartments			
Locks on bedroom doors	x		
Locks on bathroom doors	x		
More than one bedroom	x		3 different types of rooms within the hostel, including doubles and bunk rooms.
More than one bathroom	x		
Additional comments			
This hostel is located in a central part of Tokyo, being located near Asakusa shrine, and has more than enough room for 24 students.			

Name of the person Completing the form: Yosuke Nakamura			
Name of Place: Palace Studio Ikebukuro Ekimae			
Date of Visit: 2/6/2018			
Time of the visit: 2:00:00 PM			
Address: 1-43-10, Higashi Ikebukuro, Toshima-ku, Tokyo			
Contact Name: N/A			
Contact Information: +81-3-6824-9581			
Topic	Yes	No	Comment
Topic 1: Fire Safety			
Multiple clearly marked fire exits	x		There are multiple clearly marked emergency exits.
Fire extinguishers	x		They are mandatory to rent an apartment.
Working smoke detectors	x		They are mandatory to rent an apartment.
Barred windows		x	If yes, which floors?
Exposed electrical wires		x	Where specifically?
Topic 2: security			
Secure entrances (deadbolt locks)	x		Describe access (key card, key, ect.) Key
Solid external doors	x		Doors at the entrance and front door of the apartment room are solid.
Locks on all windows	x		All windows have locks.
The windows all function properly (none are broken)	x		
Screens on all windows	x		Curtains
Any kind of security system in place	x		Describe what the system is: Intercom with monitor which connects the room and main entrance.
Peephole at front door	x		There is a peephole.
Topic 3: working appliances			
Stove	x		2 fire stoves
Oven		x	No oven, but toaster.
Microwave	x		
Refrigerator	x		
Laundry facilities	x		There is a washer, but no dryer. Students have to air dry or take their clothes to the nearest laundry place which is close to the building.
Hot water in kitchen	x		
Hot water in bathroom (i.e. For showering)	x		
Internet access	x		Please comment on the internet access (whether internet speed is satisfying) Free good quality Wi-Fi.
Topic 4: neighborhood			
Safe surroundings	x		Very close to the station.

Well-lit outside at night	x		Station, stores, and street lights.
Accessible to public transportation	x		Ikebukuro station is in front of the apartment.
Access to shopping (for necessities)	x		Tons of places to shop around the building.
Access to restaurants	x		Tons of places to eat around the building.
Topic 5: transportation			
Easy access to public transportation	x		Station is in front of the building.
Bus line	x		Toei Bus, Seibu Bus, and Kokusai Kougyo Bus
Metro/ subway	x		Yamanote Line and Tobu Tojo Line
Reliable taxi service	x		Students can either call it or go to Ikebukuro station to take a taxi.
Walking distance to sponsor		x	Can go almost everywhere in Tokyo using a train.
Topic 6: multi-floor building			
Working Elevator	x		There are elevators.
Multiple stairways		x	One staircase.
Fire escape	x		
Topic 7: apartment			
Locks on Bedroom Doors		x	Room for single person.
Locks on Bathroom Doors	x		Bathroom can be locked.
More than One Bedroom		x	One per room
More than one Bathroom		x	
Additional comments			
If there is enough rooms available, this place can hold more than 24 students.			

G.6 LIST OF TOKYO FACULTY HOUSING CONTACT INFORMATION

Name:	Address:	Contact Information:
Old Fashioned Love @SHIBUYA	Shibuya, Tokyo	https://www.airbnb.com/rooms/10599114?s=51
Shibuya cozy APT	Shibuya, Tokyo	https://www.airbnb.com/rooms/7895687?s=51
Convenient apartment	Near Imperial Palace, Tokyo	https://www.airbnb.com/rooms/12117339?s=51
Kanako Airbnb listing	Near Imperial Palace, Tokyo	https://www.airbnb.com/rooms/14880445?s=51