



THE AGA KHAN UNIVERSITY

eCommons@AKU

Surgery Newsletter

Publications

9-2008

Cutting Edge : Issue 2, 2008

Department of Surgery
Aga Khan University

Follow this and additional works at: https://ecommons.aku.edu/surgery_newsletter

Recommended Citation

Department of Surgery, "Cutting Edge : Issue 2, 2008" (2008). *Surgery Newsletter*. Book 2.
https://ecommons.aku.edu/surgery_newsletter/2

Cutting Edge



**Official Newsletter, Department of Surgery,
Aga Khan University; Vol 2. 2008**

EDITORIAL

Following the success of the first issue, it is great pleasure to publish the second Newsletter for the Department of Surgery, Aga Khan University. The first issue was received well, and provided us with valuable feedback. We have tried to incorporate some of the suggestions in this issue. Our department comprises of nine sections. Faculty members from each section continue to acquire specialised training in their areas of interest and are bringing back a wealth of knowledge and skills. This has helped each section to introduce newer surgical techniques and conduct innovative workshops for our postgraduates. There were a lot of visiting faculty and continuing medical education programmes. Our department can boast a number of publications both by our residents and faculty members. We had a well attended annual day at an off-campus site. A grand surgical alumni re-union is being planned as a part of 25 year celebrations of the University. This newsletter is a modest effort to record and document all the activities of this robust and ever-growing department. Hopefully '**Cutting Edge**' will provide a collective forum to all our faculty members, residents, alumni and former faculty members to share their news.

We welcome new ideas, suggestions or criticism to improve the quality of this newsletter.

Moving Beyond Established Standards

The time: End of 2008

Fact: A department that has grown beyond expectations with technical wizardry for the most complex operations; the most complex surgery in unimaginable brevity of a moment; momentous throughputs which speak of thoroughness, popularity and excellence; with the excellence emerging from a kaleidoscopic

combination of characters working in ever changing combinations of service, education and research.....

When everything is so good, we need to put another step forwards, and therefore, perforce one has to ask—in what way are we specially favored? What do our talents lead us to do next? And we also need to ask a question, which the nature of human nature does not allow us to address explicitly—what is our fault line?

But we do have the strengths that allow us to examine the tension that reaches out from internal strengths towards international visibility. Unashamedly we can ask ourselves where lies the future—in mimicry, or through innovation to uncharted waters; in adoption of known regimes or creation of new standards which result in greater, more equitable spread of health care?

Each one of us will make a decision as to what challenge our department should next take. Perhaps many might want in our academic department, research of the highest order. Research which is original and creates a new understanding or a new science, or the merging of social and surgical sciences will move us out of the log jam of scientific repeats.

Perhaps it is not research which is needed, but a manufacture of cheap appliances. Whether thinking of research or technology, there is a great potential for beginning with the analysis of the local; for only by a deep and thorough understanding of situations can one extrapolate to generalities that allow global applications. For this one needs open eyes and listening ears; a bond of empathy and an understanding of worlds of the patient, and the universe of 'basic' science. Great results might be achieved if we begin by thinking of our local problems, work

towards reducing cost of instrumentation and equipment, and find newer protocols and new techniques for say tissue handling in open surgery that mimic the gentle caress of the laparoscope. Find the new invention after laser, made in Pakistani at PKR2 per fiber! Repair hernias by biological manipulation of collagen synthesis.

Today we have the support of basic science departments but because each one of us is trying to do so much, we cannot capitalise on the advantages that would ensue from a synthesis of surgical and basic thinking. As a University we have the potential for bringing together individuals from diverse disciplines. Are we capitalising on our proximity? Should resident's research projects consciously engage and link fields of basic, clinical and social sciences?

The great international outreaches of our University drive us to ask: by using international standards (IS) are we building internal strengths (IS) for the regions in which we operate? These two 'IS's the pillars from which a suspension bridge hangs supported by the very tensions of the cables that emanate from the pillars. The tension allows you to walk safely across the bridge below. The road has a dual track; and therefore also has pathways for internal strengths to feed into the global mainstream. The tension is not a restraining force. The two 'IS's are co focal; they do not need different symbols.

The surgical department has passed its amnion-sheathed phase. Having been differently nurtured in its childhood it has negotiated the channel of its adolescence. And the rich enthusiastic growing energy of the department will, like any democracy, automatically lead itself to the greatest of heights. Nevertheless it will have to constantly guard against the luring trap of a continual service mode of operation.

Therein lie the real tensions of opposites which we need to guard against—the quagmire of a service department as against research worthy of a grand university which becomes known for original thought.

Jamsheer Talati

THIS ISSUE INCLUDES:

- Crossword page 4
- Workshop/Courses/Symposium—page 5-14
- Proud to Announce – Page 14
- Promotion – Page 14
- Fellowship Obtained – Page 15
- Alumni Affairs – Page 15
- Residents Section - Page 15
- Award – Page 15
- Guest Lecture – Page 15
- Research/ Publication – Page 15-18
- Continuing Medical Education- Page 18
- Sign Symptoms and Care (Public Awareness Seminar – Page 18-19
- Annual Day – Page 19-20
- Cartoon – Page 20
- Crossword Answer Page 20

CROSSWORD


Across:

1. Cannot withstand pain (10 letters).
2. Two identical siblings. (5 letters).
3. USA town.
4. Comfortable chair (8 letters).
5. Give money for service (3 letters).
6. Mexican town.
7. A doctor's client (7 letters).
8. Document stating a doctor is licensed to perform certain procedure (11 letters).
9. Something that droops (3 letters).
10. Common word for belly (5 letters).
11. Young person between 12 to 20 years (8 letters).
12. Doctor who performs operations (7 letters).

Down:

1. Period of day between mid-day and evening (9 letters).
2. Something not symmetrical (12 letters).
3. Married woman who does not work outside home (9 letters).
4. Mexican beach resort (8 letters).
5. Common word for children (4 letters).
6. Unit of weight (5 letters).
7. Someone from America (8 letters).
8. Slightly fat (6 letters).
9. Prosthesis placed in body tissues (7 letters).
10. Where patients wait (7 letters).
11. Country where many Europeans go for plastic surgery (6 letters).
12. Tall and thin (5 letters).
13. A large deer found in Alaska (5 letters).
14. Body part just below head (4 letters).


(Answers on Page 20)



WORKSHOPS/COURSES / SYMPOSIUM

4th AKU Ilizarov Course - 25-27 April 2008.

Keeping with its tradition over the last three years, AKU Ilizarov team successfully conducted the fourth AKU Ilizarov course from 25-27 March 2008. This year we were honoured by the visit



Faculty and participant of the Ilizarov course

of Dr Yasser Elbatrawy from Egypt. Dr. Yasser is a senior lecturer at Cairo University in Cairo, Egypt. Ilizarov surgery is a very versatile, state-of-the-art surgical technique providing near perfect solutions for complicated orthopaedic cases of trauma, infection, tumor, non-unions and mal-unions. Our experience of conducting the first three courses was very encouraging. The orthopaedic section decided to continue its efforts to educate the orthopaedic trainees at the national as well as international level. Till now we have trained a total of eighty orthopaedic senior residents and young consultants in this technique. The regular visit by eminent international faculty in all our courses has certainly elevated its academic standard.

There were twenty participants who were senior postgraduate students and young orthopaedic consultants from all over the country. Ten Operating Room Personnel (ORPs) and ten observers were also included. Five participants and nine observers were from Karachi, three participants and one observer from Lahore, two from Hyderabad, two

from Bahawalpur, one each from Lodhran, Faisalabad, Jacobabad, and Shikarpur. Course faculty included our guest faculty member from Egypt and ten local faculty trained in Ilizarov work. These were Dr. Masood Umer (AKU), Dr. Haroon Rashid (AKU), Dr. Abid Niazi (Atomic Energy Hospital, Mianwali), Dr. Ahmad Awad (Nishtar Hospital, Multan), Dr Amin Chinoy (Indus Hospital), Dr Kashif Ashfaq (Zia-ud-Din University) Dr Itaat Zaidi, Dr Mehtab Pirwani from Civil Hospital Karachi and Dr. Zameer Soomro from Nawabshah. Corporate support was given by Rech International, who provided all the implants for this workshop.

The course included seventeen core lectures, and ten workshops; this included one paper, seven saw bone and two cadaver workshops. Candidates were given hands-on training on basic Ilizarov frame application, correction of deformities and management of simple fractures.

This effort was very well appreciated by all participants who acknowledged this in writing on the course feedback form. The orthopaedic section plans to continue this important educational activity on an annual basis.

2nd Pelvic and Acetabular Surgery Course - 2 - 3 August 2008.

Pelvic and Acetabular surgery is a very difficult and challenging area in orthopedic traumatology. Most cases require a multidisciplinary team



Participant being trained to apply screws

approach. The injuries are rare and our residents hardly get any hands-on training to manage these injury patterns. Our objective was to provide an insight into the management of these complex injuries. We also

wanted to teach hands-on surgical skills

so as to provide a three dimensional understanding during surgical management of these injuries. This was the second course of its kind in the country. The first one was held in 2006 by the same organising team. The hallmark of this course was the introduction of locally made saw bone models of all common fracture patterns. A lot of effort was put in to develop an appropriate local model of the desired material that would hold the screws and still not break or deform. About hundred such models were used for twenty students during the course. Each model costed us around Rs3500 which was much cheaper than what was available in the international market. POA president and the executive board were generous enough to endorse the finances incurred to sustain this innovative activity.

The course faculty included Drs Khan Shah Azam and Intikhab Taufiq (LNH, Karachi), Drs. Mohammad Wajid, Haroon Rashid and Hasnain Zafar (AKU, Karachi). Two radiologists Drs Farhan Ahmed and Dawar (AKU, Karachi) also gave their presentations. Professor Ali Mohammad Ansari was the senior faculty at the opening and closing ceremony. The course participants included twenty young orthopedic surgeons and six ORPs from AKU. The participants included two from Pindi, one from Peshawar, one from Sukkar and the rest from different hospitals of Karachi. The first day was dedicated to pelvic surgery and second to Acetabular surgery. The course included seventeen lectures, seven video sessions, seven saw bone and seven cadaver workshops. Besides there were two case discussion session as the last event of both days. All candidates enjoyed and learned a lot during the two days. Dr Masood Umer (AKU) was the coordinator of the course.

Dental Implants - a Paradigm Shift in Dental Care; May 10-11th 2008.

The keynote speakers were Dr. Azfar Siddiqui (AKU), Dr Abid Asher (FMH-Lahore) and Dr Mehmood Hyder (KMDC). The programme included one day lecture and one day hands-on workshop on dental implant placement and cadaveric bone expansion techniques. It was attended by over two hundred registered participants who came from all over the country including, Multan, Sialkot, Rawalpindi, Peshawar etc. We also had two delegates from Sweden who were on their electives at one of the dental colleges in Karachi.

The participants included leading dentists in Pakistan. Participants greatly enjoyed the conference and cadaver workshop, which was unique of its kind in Pakistan. Dr Farhat Abbas was the chief guest who delivered an encouraging talk, appreciating the entire dental community for their interest in continuing education.

3rd Annul Retreat on “Ensuring reliability and validity of one best MCQS final year MBBS Written Examination” May 17 2008

AKU-MC Year 5 Committee in



Participation of Surgery Faculty in the MCQ Retreat

collaboration with the Department for Educational Development (DED) conducted a one day second Annual retreat on Saturday May 17, 2008 at Pearl Continental Hotel. Objective of this retreat was to review, correct and

approve at least hundred new one-best MCQs in multidisciplinary groups. The retreat was planned and conducted by the Year 5 Committee where Drs Hasnain Zafar, Sadaf Khan and Shazia Sadaf represented the Department of Surgery. Ms Nadia Merchant, Mr Murad Bana and Mr Aziz Hayder provided the entire logistic support.

A total of 85 faculty members participated in this retreat. They were divided into nine small multidisciplinary review groups comprising of Faculty members from Departments of Surgery, Medicine and Family Medicine along with External examiners, faculty members from Basic Science Departments and DED each. Concerted efforts and enthusiasm of faculty members during the multidisciplinary reviews helped improve the quality of questions remarkably. Three hundred and twenty eight one-best multiple choice questions were brought to the retreat out of which 270 questions were reviewed and 217 questions were accepted for the Question Bank.

Faculty members were appreciative of the efforts put together in organising the retreat which gave them a rich academic environment of interacting with the basic scientists and the educationists together in reviewing the MCQs for appropriate content and construct relevant to general professional education of graduating AKU physicians.

AO SEC Symposium - 16-17 August 2008.

The second (SEC) symposium was held at Nishtar Medical College, Multan, Pakistan, from August 16 -17, August 2008. There were twenty one participants and three tables' assistants (ORP). The basic principles exercises were demonstrated on saw bones and the plastering techniques practical were held in the large atrium on five workstations. The course started at 9:00am with Professor Salick highlighting the need and requirement

for such activities. Professor R. K. Shah, who was there representing the SEC, highlighted the objectives of the SEC. After this, Dr Wajid briefly highlighted the activities of the AO Foundation and presented a review of AO activities in Pakistan. There was very high level of interest from both the participants and faculty. Most of the lectures were well prepared and there was lot of interest in the demonstration and practical exercises of plastering techniques. This enthusiasm was maintained over both days due to active interaction of faculty. The course was very well managed and the whole event was conducted according to the



Course faculty for AO Sec Symposium

programme and on time. The participants' feedback was very positive. We acknowledge AO SEC and Mr Mansoor Jokhio for the logistical support provided. We believe that if these activities are regularly conducted here this venue could evolve to hold other AO academic activities. Kamran Salick, Course Chairman, M A Wajid, Course Chairman, AO Foundation Trustee

Hand Surgery Course – 23- 24 March, 2008.

LIST OF FACULTY MEMBERS:

Prof Tahseen Ahmed Cheema.
Professor and Section head of Hand Surgery, Department of Surgery, UNM Albuquerque, Profressor Tariq Sohail Services Institute of Medical sciences, Lahore, Col Mamoon Rashid CMH Rawalpindi, Dr.Haroon Rashid,

Assistant Professor, Orthopedics, Aga Khan University, Dr Saeed Ashraf Cheema Services Institute of Medical sciences, Lahore, Dr Yawar Mehdi, Assistant Professor, Plastic Surgery, Aga Khan University, Dr Kamran Ahmed Karachi.

There were 80 registered participants who were young orthopaedic consultants and senior postgraduate students from all over the country. More than 15 lectures were delivered by the experts on different aspects of hand surgery ranging from dealing with hand trauma to technicalities of treating complex congenital hand deformities. 15 stations for 80 participants were arranged so that every one enjoyed the liberty of hands on experience of



Course faculty and participant of the Hand Surgery Course

repairing tendons using different techniques. One ORP also joined each station to help participants.

This course is continuation of the culture developed by PSSH. The forelegs of goat were selected as the animal model for the workshops because of anatomical similarity and easy availability. The model was overwhelmingly appreciated by faculty and the participants

This effort was very well appreciated by all participants who acknowledged this in writing on the course feedback form. PSSH plans to continue this important educational activity on an annual basis. Dr Haroon ur Rashid, Assistant Professor, Orthopedics, Aga Khan University was the course coordinator.

12th National Health Sciences Research Symposium - Injury in the Developing World - from Prevention to Care 26-28 August 2008

The 12th National Health Sciences



National and international faculty at the Injury symposium

Research Symposium's theme this year was on injuries. The symposium was supported from Fogarty grant of John Hopkins University. The organisers had included a very broad spectrum with almost all aspects of injuries from psychological to actual physical were covered.

The organisers were aiming to highlight, what is considered a neglected area in Pakistan, and to a large extent were successful in their efforts.

The National and International



Memento being presented by the dean to the chief guest

participants highlighted their experiences; it was particularly educational to hear from health care

professionals from Pakistan of their varied experience, particularly from the area of disaster relief. The symposium brought together the governmental agencies and the national and International experts. Many issues related to injuries in Pakistan were discussed thread bare and new solutions were presented.

The symposium also provided an opportunity to train individuals and twelve workshops immediately pre and post symposium were held. The themes were broad, ranging from covering trauma care, administration to actual care of patients. The workshops provided a good educational exposure and were well attended.

The Department of Surgery remained actively involved with both the organisational and educational aspects of the symposium.

Following is the involvement of faculty in the Injury symposium from Department of Surgery:

Dr Hasnain Zafar	Moderator	Injuries: A Public Health Emergency
Dr Syed Ather Enam	Co-chair	Critical Care of Trauma Patients
Dr Rizwan Azami	Co-chair	Critical Care of Trauma Patients
Dr M. Ehsan Bari	Moderator	Critical Care of Trauma Patients
Dr Haroon Ur Rashid	State-of-The Art Lecture	Indication for Amputation in Disaster Situation.
Dr M. Shahzad Shamim	Paper Presentation	Complete Spinal Cord Injury and Role of Surgery in Developing Countries.
Dr Kishore Kumar	Paper Presentation	Outcome of Decompression Craniotomy in Traumatic Brain Injury
Dr Masood Umer	Moderator	Injury Research in Large Population
Dr Amanullah Memon	Co-chair	Trauma Care and Rehabilitation

Dr Hasnain Zafar	State-of-The Art Lecture	Trauma System for Pakistan - Current State and Strategy for the Pakistan
Dr Aamir M. Jafarey	Co-chair	Ethical and Legal Aspects in Injury, Trauma and Disaster
Dr Tabish U. Chawla	Co-chair	Disaster Preparedness and Response to Trends and Challenges - I
Dr M. A. Wajid	Co-chair	Disaster Preparedness and Response to Trends and Challenges - I
Dr Shehzad Ghaffar	Moderator	Disaster Preparedness and Response
Dr Masood Umer	State-of-The Art Lecture	How will I perform Differently in the next earthquake? A Surgeons perspective.
Dr Vaqas Farooque	Paper Presentation	Penetrating Thoracic Trauma : Presentation and management in Teritary Care Centre
Dr Kulsoom Faizullah	Paper Presentation	Damage Control in the Abdomen - A Review
Dr Ghina Shamsi	Paper Presentation	Life Threatening Cardiovascular Injuries.
Dr M. Arif Mateen Khan	Co-chair	Childhood Injuries
Dr Farhat Abbas	Co-chair	Disaster Preparedness and Response to Trends and Challenges - II

Trauma Course – 22- 24 August 2008.

This was a joint effort by the departments of Surgery, Anesthesia and Emergency Medicine. Course faculty included: Dr M. Arif Mateen Khan, Dr Hasnain Zafar, Dr Masood Umer, Dr Ehsan Bari, Dr Tabish Chawla, Dr



Course faculty assessing a trauma patient during the course

Hasanat Sharif, Dr Riaz Lakdawala, Dr Sabeen Masroor, Dr Mohammad Arshad, Dr Rizwan Khan, Dr Haroon ur Rashid, Dr Iram Naz. Dr Khalid Samad from the department of Anesthesia was the course director.

Workshop on Tracheostomy August 26th to 28th, 2008.

Workshop on Head and Neck Trauma was organized with AKUH National Symposium titled “Injury” held in August 2008. This workshop included didactic lectures, video clips of surgical



Course faculty teaching tracheostomy on sheep head and neck

procedures and hands-on Tracheostomy on sheep heads. Objectives of this workshop were to address various aspects and decisions in the management of blunt /penetrating neck trauma, temporal bone trauma and assessment of airway in trauma and securing airway surgically. 35 participants registered for this workshop from different hospitals of Karachi and Quetta that included postgraduate trainees of Otolaryngology, Head and Neck Surgery, Emergency Departments. Few medical students and faculty

members from various hospitals were also among the participants. Participants rated it as useful exercise and recommended to re organize such workshops on annual basis. Dr Shehzad Ghaffar was the coordinator of this course.

Workshop on Decision Making in Haemorrhage Control - August 26-28th, 2008.

Haemorrhage from major vessels after trauma is the leading cause of mortality in trauma patients. The section of General Surgery conducted a workshop on the strategies for the control of haemorrhage in patients with abdominal trauma to emphasise its significance to



Course faculty and participant during the course

the trainees and practising surgeons. This workshop was conducted as a part of 12th AKU National Health Sciences Research Symposium with a theme on Injury in the Developing World, held from August 26 – 28, 2008.

The workshop consisted of interactive lectures, videos, and hands-on components. The lectures covered critical areas of abdominal haemorrhage including principles of initial evaluation and detailed discussion on the role of imaging in the modern era. This was followed by lectures and discussion on the strategies for the management of splenic, hepatic, retroperitoneal and pelvic haemorrhage.

The video session covered two challenging aspects of haemorrhage control. The first state of the art video

demonstrated various techniques employed in control of pelvic haemorrhage. The second video was prepared in animal laboratory and demonstrated critical techniques of vascular control in major vascular trauma. Subsequently, hands-on training for diagnostic peritoneal lavage and Ultrasound FAST was provided on animal models. The radiological grading of solid organ injuries and injury severity scores were also discussed in small groups.

There were 30 participants who were senior residents and young consultants from all over the country. Course faculty included Dr Hasnain Zafar, Dr Inam Pal, Dr Masood Umer, Dr Tanveer-ur-Rehman, Dr Tabish Chawla (workshop co-director) and Dr Rizwan Khan (workshop director) from the department of surgery; Dr Wasim Memon and Dr Zafar Sajjad from the department of radiology; and Dr Bushra Moiz from the section of haematology.

Orthocon 5- 8 November, 2008

The orthopaedic section participated very actively in the recently held annual meeting of the Pakistan Orthopedic Association in Karachi.

Drs Masood Umer, Haroon Rashid & Tashfeen Ahmed were members of the organising committee. Dr Masood was the coordinator for all workshops during this Orthocon. Seven orthopaedic skills workshops were successfully organised two days before the actual meeting. Dr Haroon organised the whole day meeting of the hand surgery society (details below). Dr Masood organised the full day oncology session in the conference. Five international speakers from USA, Italy, India, and Egypt attended the conference on the oncology day and delivered useful lectures.

Following oral presentation were made by orthopaedic residents:

1. Dr Hasnain Raza/ Masood Umer : Outcome of arthroscopic medial meniscal repair

2. Dr Humayun Hameed/ Masood Umer : Use of tourniquet in Total Knee Replacement
3. Dr Mohd Ali/Haroon Rashid: Outcome of percutaneous trigger finger release
4. Dr Mohd Ali/ Muhammad Wajid: outcome of LCP in long bone fractures.
5. Dr Akil Fazal/Riaz Hussain: Outcome of adolescent idiopathic scoliosis at AKUH.
6. Dr Hameed Kakar/ Masood Umer: Outcome of Hip Reconstructive osteotomy at AKUH.
7. Dr Naveed Baloch/ Masood Umer Outcome of I/M nailing in open fractures.
8. Dr Aurangzeb Qureshi/ Masood Umer: Outcome of soft tissue sarcomas.
9. Dr Aamir Rehman/Dr Haroon Rashid: Use of antibiotic impregnated cement rod in intramedullary infections.

Following lectures were delivered by AKU orthopedic faculty:

1. Primary Total Knee arthroplasty in severe deformity and bone defect. Muhammad Umar
2. Revision total knee arthroplasty. Muhammad Umar
3. Congenital club Hand. Pervaiz M. Hashimi.
4. Reconstruction of Erb's palsy. Pervaiz M. Hashmi.
5. Choice of bearing surface in THA in young adult. Masood Umer.
6. Chronic regional pain syndrome: Masood Umer
7. Evidence based orthopadics; need of the time. Tashfeen Ahmad.
8. Importance of a tumor registry. Masood Umar.
9. Tumors of Tibia (proximal, shaft and distal end) & Foot. Masood Umer.
10. What is wide margin surgery; how wide is wide? Mohammad Umar
11. Meniscal surgery- menisctomy and repair. Masood Umer

12. Intra-medullary infection treatment by antibiotic cement rod. Haroon Rashid

Hand Surgery Workshop (POA and PSSH) - 4 November 2008

Pakistan Society for Surgery of Hand organised a Hand Surgery Workshop at Aga Khan University Karachi on November, 4, 2008.

LIST OF FACULTY MEMBERS:

Pervaiz Hashmi, Haroon ur Rashid, Yawar Mehdi, Mabroor Bhatti, Shahab Ghani. There were 22 registered participants who were young orthopaedic consultants and senior



Course participants learning to suture tendons

postgraduate students from all over the country. 11 stations for 22 participants were arranged so that every

one enjoyed the liberty of hands on

experience. One ORP also joined each station to help participants.

Basic Orthopaedic Skills; 4 November, 2008

A Pre-symposium Workshop associated with Orthocon 2008 (Annual Meeting of the Pakistan Orthopaedic Association) was held in Aga Khan University (AKU), titled "Basic Orthopaedic Skills". The workshop entailed lectures and hands-on practical exercises on basic techniques of plaster and splint application as well as skeletal traction application for emergency splintage of common fractures. There were 30 participants from across the city, including JPMC, AKU, Civil Hospital, Indus Hospital as well as private practitioners. Both doctors as well as nursing and paramedical staff participated in the workshop. The workshop was organized by Dr. Tashfeen Ahmad, Assistant Professor of Orthopaedics at AKU, Karachi; other

faculty included Professor. Ghulam Mehboob (JPMC), Dr Mansoor Ali Khan (Indus Hospital) and Dr Haroon ur Rashid, AKU, Karachi. The workshop received sponsorship from Beiersdorf Smith and Nephew (BSN Medical) who not only contributed by giving a talk on the latest casting materials but also provided a supply of Deltacast, a non-fiberglass, non-carcinogenic soft casting material, and sponsored the post-workshop lunch. At the end of the workshop the participants were asked for their comments and suggestions regarding the workshop. The participants appreciated both the lectures as well as the hands-on practical components. It was highlighted that such workshops need to be conducted on a regular basis across the city, and should encompass an even wider audience. Overall, a very



Course faculty and participant teaching the application of POP

encouraging feedback was received. A vote of thanks was given to BSN Medical.

AO Course – Principles in Operative fracture Management – AO Pelvic Workshop; 6-9 November, 2008

This is a matter of great satisfaction that we are able to continue to hold this international course specially in the face of changing national political and security situation.

As previously this year the Principles course started on 6 November 2008 with pre-course faculty meeting in which the various assignment were discussed. Professor Mohammad Khurshid, Dean

Faculty of Health Science Aga Khan University and Professor Shaista Khan, Acting Chairperson, Department of Surgery both welcomed the faculty and delegates. There were two events: Principles course for orthopaedic trainees and Pelvic workshop for practicing surgeons and senior trainees.



Course faculty and Participant for AO Pelvic Course

This year we introduced more decision making sessions and one more practical making it very interactive course with minimum number of lectures. The practical's were done on artificial bones using real implants and instruments actually used in clinical practice. Like last year the course was well received and every one commented on excellent



Course faculty and Participant for AO Fracture Management

time management through out the course.

Plan for next year

Next year's plan is to conduct an advanced course on Fracture fixation with emphasis on Minimal Invasive Fracture Surgery. We also plan to do conduct an Operating Room Personal course with collaboration of AO Nursing division as well as one day Advanced

Workshop for practicing surgeons. The date for these events is November, 5-8 2009.

Surgical Skill workshop for Interns; 12 July, 2008

Two surgical skills workshops for interns rotating in the department of surgery



Course faculty teaching the interns

were held on 12 July 2008 and 16 August 2008. A significant number of faculty participated to facilitate the event. This

workshop is a full day event with the first



Interns learning to apply POP on each other

half dedicated to teaching of knot tying and suturing and the second half for management of fracture stabilisation and POP

application. Limited numbers of participant were selected from the outside institutions to participate in these workshops.

PGME MCQ Retreat; April 21, 2008

Objectives

- To develop question bank for PGME Entrance Test (Internship and Residency)
- To provide opportunity to the faculty members to have hands-on experience for developing good quality MCQs
- Suggest improvements in current selection process

Planning

Dr. Masood Umer, Chair, PGME Induction Committee, DED faculty (Dr Naghma Naeem, Dr Sheilla Pinjani and Dr Shazia Sadaf) and PGME Staff (Mr Barkat Ali and Mr Fida Imtiaz) held 5 meetings to discuss the logistics and strategies to develop and review MCQs for the retreat.

Organisation

The retreat was organised on Saturday, April 21, 2008 at the Arabian Sea Country Club, Bin Qasim. The participants gathered at 9:30am. at the Country Club.

Participants

A total of 51 faculty members from Clinical and BBS departments attended the retreat. DED full time faculty was resource person for each group and clinicians with background in Medical Education were facilitating the activity in groups.

Groupings

The participants were divided into six groups (three Question Review Groups



Participation of Faculty in the PGME MCQ Retreat

and 3 Question Development Groups). Each groups comprised of 8-9 participants and 1-2 facilitators.

The Question Review Groups were assigned the task to review the MCQs which were submitted to the PGME office prior to the retreat while the Question Development Groups developed new MCQs.

MCQs:

A total of 181 MCQs were received from faculty members of different departments out of which 77 were reviewed (62 were accepted).

A total of 60 MCQs were developed by the Question Development Groups.

The reviewed MCQs were banked by the Examination Cell of DED.

Concluding Session

Dr Masood Umer thanked the participants for their contribution in the MCQ Retreat and invited suggestions. The participants commented that the retreat was a very useful exercise and a learning experience for them. They also applauded the selection of venue, logistic arrangements,

and organization of the retreat. The members suggested having specialty specific tests.

Souvenirs:

The participants were presented AKU souvenir as token of appreciation for their participation in the retreat.

Dr Nadeemullah Khan of Emergency Medicine was awarded souvenir as token of appreciate for contributing maximum number of MCQs.

Future Course of Action

Review the remaining MCQs for banking.
Organise workshop on interviewing skills for faculty members.

Compilation and analysis of results of evaluation forms by DED.

PROUD TO ANNOUNCE

Dr Atta-ul-aleem Bhatti

Instructor, Neurosurgery, Cleared FCSP II

Dr Farhan Raza Khan

Instructor, Dentistry, Cleared FCPS II

Dr Haroon ur Rashid: Assistant Professor, Orthopedics, was elected as Delegate for Asia Pacific Federation of Hand Surgery:

Dr Jamsheer Talati; Professor, Section of Urology has been elected as Assistant Editor to the International Journal of Surgery, published by Elsevier; with the responsibility for organising the pre-

screening and peer- review of paper with a focus on surgical education and training

Dr Jamsheer Talati: Professor, section of Urology has been elected as Vice President Pakistan Bonsai Society; constructed Bonsai Society's Education Center related miniposter to educate public during exhibition in August 2008, Reviewer, Annals of Medicine, and Singapore.

Dr Khurram Siddiqui: Assistant Professor, section of Urology was elected as General Secretary for PAUS Karachi Chapter

Dr Pervaiz Mahmood Hashmi: Assistant Professor, Section of Orthopedics, was elected as President, PSSH Pakistan Society Surgery of Hand

Dr Sabeen Masroor

Instructor Plastic Surgery
Cleared FCPS II exam

PROMOTIONS

Dr Tanveer Choudhry, Promoted to Associate Professor Section of Ophthalmology

FELLOWSHIPS OBTAINED

Dr Shahryar Nooruddin; clinical fellowship in complex primary and revision joint replacement surgery; Hospital for Sick Children (Sick kids), University of Vancouver, Canada.

ALUMNI AFFAIRS

Dr Farah Naz

Graduate of Operative Dentistry Residency Programme, cleared FCPS II

Dr Gul-e-Erum

Graduate of Orthodontics Residency Programme, cleared FCPS II

Dr Lubna Noor

Ex. Chief resident and Fellow – Breast Surgery Cleared her FRCS examination from Ireland

Dr Mujahid Khattak

Graduate of Orthopaedic Residency Programme and Instructor in Orthopaedics

Cleared his Examination Intercollegiate exam in Orthopaedics, FRCS (Tr and Orth)

Dr M. Razzaq Nasir

Graduate of Urology Residency Training Programme cleared FCPS II

Dr Muneeza Khan

(Graduate of Operative Dentistry Residency Programme), cleared FCPS II

RESIDENTS SECTION

Intermediate Module Exam – 2008

General Surgery

Dr Amyn Pardhan
Dr Samiullah Khan
Dr Shahrukh Effendi
Dr Masooma Zaidi
Dr Shazia Kulsoom
Dr Syed Farrukh Rizvi

Orthopedics

Dr Mohsin-e-Azam
Dr Hasnain Raza
Dr Abdul hameed Kakar
Dr Mohammad Ali
Dr M. Usman Sarwar
Dr Kashif Abbas
Dr Naveed Baloch

Otolaryngology

Dr Montasir Junaid
Dr Maisam Abbas

Neurosurgery

Dr Manzar Hussain
Paediatric Surgery
Dr Faiza Bawany

Urology

Dr Rajab Ali
Dr Humera Khan
Baloch

FCPS II Exam - 2008

Dr M. Irfan Nazir

Chief resident Urology

AWARDS

Dr Ghina Shamsi, Chief Resident General Surgery, received the 'Best Resident Award' from the department of surgery at the PGME convocation, 2008. This is a first award of its kind and this will now be a permanent feature of the annual PGME convocation.

Dr Muhammad Zubair Tahir,
Neurosurgery Resident

Awarded: Prof I. A. Raja Young
Neurosurgeon Award

Paper Title: ISAT – Is it applicable in a developing country?

This was a young investigator award in an international conference of Asian Congress of Neurological Surgeons held in China

Dr M Shahzad Shamim was invited to "Chair" a session on "Advancements in Spinal Cord Diseases" at the 7th Asian Congress of Neurological Surgeons in Beijing, China (June 20 to 24, 2008)

GUEST LECTURES

Titled; "Impressions, Temporary restorations, and Cementation" on the 5 August 2008. The speaker was Dr. Rodrigue Rizk, Scientific Manager for 3M-ESPE. He visited from Lebanon to conduct the session. It was attended by over 150 participants constituting of large number of dental practitioners, dental faculty belonging to various institutions and post graduate trainees

RESEARCH / PUBLICATIONS

Cardiac Surgery

1. Gowani SA, Khowaja AA, Khan A, Fatimi SH. Chylopericardium--a rare complication after ventricular septal defect repair. J Pak Med Assoc. 2008 Apr;58(4):218-9.
2. Iqbal MP, Sharif HM, Mehboobali N, Yousuf FA, Khan AH, Sellke FW. N-acetyl-B-D-glucosaminidase and inflammatory response after cardiopulmonary bypass. J Coll Physicians Surg Pak. 2008 Feb; 18(2):74-7.

3. Luqman Z, Ansari JA, Ullah H, Amanullah MM. Retrograde aortic perfusion dislodges a dislodged Amplatzer device. *J Thorac Cardiovasc Surg.* 2008 Mar;135(3):698-9.
4. Fatimi SH, Khan A, Shuja F, Javed MA, Ahmad U. Chronic cough secondary to post-traumatic pseudoaneurysm of the descending thoracic aorta. *Heart Lung Circ.* 2008 Feb; 17(1):59.
5. Amanullah MM, Hasan A, Kirk R. Conduit from hypoplastic right ventricle to pulmonary artery in tricuspid atresia. *Asian Cardiovasc Thorac Ann.* 2008 Jan;16(1):78-80.
6. Luqman Z, Ansari JA, Ullah H, Amanullah MM. Retrograde aortic perfusion dislodges a dislodged Amplatzer device. *J Thorac Cardiovasc Surg.* 2008 Mar;135(3):698-9.
7. Muneer Amanullah M, Rostron AJ, Leslie Hamilton JR, Chaudhari MP, Hasan A. Towards an anatomically correct repair for anomalous left coronary artery arising from the pulmonary trunk. *Cardiol Young.* 2008 Aug; 18(4):372-8. Epub 2008 Jun 30.

Dentistry

1. Siddiqui, A. A; et. al immediate loading of single tooth implant: One year results
2. Assessment of Psychosocial Impact of Dental Aesthetics
Munizeh Khan and Mubassar Fida
JCPSP 2008; Vol. 18 (9): 559 – 564
3. Pattern of malocclusion in orthodontic patients:
A hospital based study
Gul-e-erum, Mubassar Fida
Department of dental surgery, the Aga Khan University Hospital, Karachi, Pakistan
J Ayub Med Coll Abbottabad 2008;20(1)

General Surgery

1. Riaz N, Khan MR, Tayeb M. Gallstone Ileus: Retrospective review of a single center's

experience using two surgical procedures.

Singapore Med J Aug 2008; 49(8):624-6.

2. Tayeb M, Khan MR, Riaz N. Laparoscopic cholecystectomy in cirrhotic patients: feasibility in a developing country. *Saudi J Gastroenterol* 2008; 14(2):66-69.
3. Minimally invasive papillary carcinoma of the extrahepatic bile ducts, Samia Fatima, Zubair Ahmed, Asim Qureshi Khurram Minhas and Inam Pal, *JCPS* 2008 vol,18 (10) 649-651
4. A Unique variant of intestinal tuberculosis, A. Rehman and Masooma Zaidi *JCPS* 2008 Vol 18 (10) 656-659

Neurosurgery

- 1) Shamim MS, Tahir MZ, Jooma R. Isolated tuberculosis of C2 spinous process. *Spine J.* 2008 Sep 12. [Epub ahead of print]
- 2) Shamim MS, Bari ME, Khursheed SF, Jooma R, Enam SA. Pituitary adenomas: demographic differences and surgical outcomes in a South Asian country. *Can J Neurol Sci* 2008. 35(2): 198-203
- 3) Shamim MS, Bari ME, Khursheed SF, Chisti KN, Enam SA. Follicular thyroid carcinoma presenting as solitary skull metastasis: report of two cases. *J Pak Med Assoc* 2008. 59(10): 575-7.
- 4) Shamim MS, Bari ME, Chisti KN, Abbas A. A child with intra-orbital oculomotor nerve schwannoma in the absence of neurofibromatosis. *Can J Neurol Sci* 2008. Sep; 35(4): 528-530.
- 5) Javed G, Tahir MZ, Enam SA. Role of neurosurgery in the management of stroke. *J Pak Med Assoc.* 2008 Jul; 58(7):378-84.
- 6) Tahir MZ, Shamim MS, Jooma R. Vocal fold granuloma after neurosurgical procedure *J Pak Med Assoc.* 2008 Nov.

Otolaryngology

1. Ronis DL, Terrell JE, Fowler KE, Khan MJ, Duffy SA. Changes in Quality of Life of Head and Neck Cancer Patients over 1 year. Arch Otolaryngol Head Neck Surg. 2008; 134: 241-248.
2. Duffy S, Fowler KE, Ronis DL, Khan MJ, Gruber S, Terrell JE. Health Behaviors of Head and Neck Cancer Patients the First Year After Diagnosis. Head and Neck. 2008; 30(1):93-102
3. Ikram M, Akhtar S, Ghaffar S, Enam A, Management of Allergic Fungal Sinusitis with Intracranial Spread. Euro Arch of Oto-Rhino-Laryngology. Feb 2008 265; 179-184.
4. Akhtar S, Ikram M, Ghaffar S. Thyroglossal duct cysts: What is the optimum management? Pakistan Journal of Otolaryngology 2008; 24: 3-5.
5. Samad K., Shamim F., Awan MS., Hoda Q. M.; Anaesthetic Management of Tracheal Reconstruction Using Jet Ventilation: J Anaesth Clin Pharmacol 2008; 24(1): 79-82.
6. MS Awan, M Iqbal and S Z Imam; Epistaxis: when are coagulation studies justified? *Emerg. Med. J.* 2008;25;156-157
7. Akhtar S, Awan S. Laryngotracheal trauma: its management and sequelae. J Pak Med Assoc. 2008 May; 58(5):241-3.
8. Human papillomavirus infection in oral squamous cell carcinomas: correlation with histologic variables and survival outcome in a high risk population S.M.A. Ali¹, M.S.Awan¹, S. Ghaffar¹, I. Salahuddin¹, S. Khan¹, V. Mehraj² and S. Pervez², Oral Surgery 1 (2008) 96 – 105

Orthopedics

1. Development Dysplasia of hip – Where do we stand Journal of Pakistan Medical Association; Vol. 58; No. 1; January 2008 author Dr. Masood Umer
2. Neuronal regeneration in denervated muscle following sensory and

muscular neurotization. Noordin S, Ahmed M, Rehman R, Ahmad T, Hashmi P. Section of Orthopaedics, Department of Surgery, Aga Khan University, Karachi, Pakistan. Acta Orthop. 2008 Feb; 79(1):126-33

3. First Successful Autologous Chondrocyte Implantation in Pakistan Tashfeen Ahmed, Masood Umer, Loay Lubbad, Riaz Hussain Lakdawala and Anwar Siddiqui Journal of the College physicians and Surgeon Pakistan 2008 vol. 18 (3): 185-187
4. Clinical topics Isolated ulnar shaft fracture Summary of outcomes following ORIF or non-operative treatment Dr. M.A Wajid, Orthop. Trauma dir. 2008; 02; 11-22
5. Masood Umer, Yasir J Sepah and Muhammad Aamir Rahman; Primary total Knee replacement – a Review. The journal of Pakistan Orthopedic Association; Vol 20 (2), Aug 2008, 130-140.

Urology

1. Single instillation of Mitomycin C reduces 1st year recurrence following transurethral resection of non-muscle invasive bladder cancer in J Ayub Med Coll Abbottabad
2. Ather MH, Shrestha B, Mehmood A. Does ureteral stenting prior to shock wave lithotripsy influence the need for intervention for steinstrasse and related complications? Urol int 2008;
3. Stefanos Almpanis, Hammad M. Ather*, Junaid Masood, Dimitrios Staios, Athanasios Papatsoris, Taufiq Sheikh, Sobia Akhtar* and Noor NP Buchholz Inversion, hydration and diuresis during extracorporeal shock wave lithotripsy: does it improve stone free rate for lower pole stone clearance?" Urol Int 2008;
4. Ather MH, Jamshaid A, Hussain G, Khawaja K. Single centre, single

operator comparative study of the effectiveness of Electro hydraulic and Electromagnetic lithotripters' in the management of 10-20 mm single upper urinary tract calculi. Urology 2008;72

5. Zehri AA, Ather MH, Siddiqui KM, Sulaiman MN. A Randomized Clinical Trial of Lidocaine Jelly for Prevention of Inadvertent Retrograde Stone Migration during Pneumatic Lithotripsy of Ureteral Stone. J Urol. 2008 ;180(3):966-68
6. Naru T, Sulaiman MN, Kidwai A, Ather MH, Waqar S, Virk S, Rizvi JH. Intracytoplasmic sperm injection outcome using ejaculated sperm and retrieved sperm in azoospermic men. Urol J. 2008 Spring;5(2):106-10.
7. Ather MH, Alam Z, Jamshaid A, Siddiqui KM, Sulaiman MN. Separate submission of standard lymphadenectomy in 6 packets versus en bloc lymphadenectomy in bladder cancer. Urol J. 2008 spring; 5(2):94-8.
8. Ather MH. Editorial Comment on: Comparison of Complications in Three Incontinent Urinary Diversions. Eur Urol. 2008 May 7.

CONTINUING MEDICAL EDUCATION

Section of Orthopaedic conducted a CME Continuing Medical Education on Brachial Plexus Injuries on 15 October 2008

Topics were:

Introduction to Brachial Plexus Injuries :

Dr Pervaiz M. Hashmi

Response to Nerve Injury:

Dr Haroon-Ur- Rashid

Reconstructive Options in Nerve Injury:

Dr Pervaiz M. Hashmi

Etiology Pathology of Brachial Plexus

Injuries (Supraganglionic v/s

Infraganglionic) Dr Pervaiz M. Hashmi

Management of Infraganglionic Injuries:

Dr Haroon-Ur- Rashid

Management of Supraganglionic and

Root Avulsion Injuries (Early and Late)

Dr Pervaiz M. Hashmi

Section of Orthopedic conducted a CME on Multidisciplinary Approach to Osteoporosis on 22nd October 2008

topic were

Orthopedics Perspective: Dr. Pervaiz Hashmi

SIGNS SYMPTOM AND CARE (PUBLIC AWARENESS SEMINAR)

The Section of Orthopaedics conducted an SSC program at Aga Khan University Hospital on May 14th 2008 "Bone and Joint Day 2008"

Topics were:

Dr M. A Wajid: Common Shoulder

Problem and Modern Treatment

Dr Masood Umer: Common Knee

Problem

Dr Haroon ur Rashid: Common Hand

Problem

Dr Shahryar Noordin: Prevention and treatment of Bone and Joint Disorder in Children

The Section of Orthopaedics conducted an SSC program at Indus Hotel Hyderabad on June 13th 2008

Topics were:

Dr Masood Umer: Limb Lengthening and Deformity Correction

Dr Haroon ur Rashid: Common Hand

Problem

Dr Tashfeen Ahmad: Foot and Bone

Problems in Diabetes

The Section of Orthopaedics conducted an SSC program at Serena Hotel Quetta on August 29 2008 Topics were:

Dr Masood Umer: Knee Pain

Dr Haroon ur Rashid: Common Hand

Problem and Ilizarov technique

The Section of Orthopaedic conducted an SSC Program on 16 October 2008 at Aga Khan University Hospital topic were

Dr Pervaiz Hashmi: Vertebral and non-vertebral osteoporotic fracture"

Modern Trends in Plastic Surgery and

Skin problems / Solutions; an AKUH

Health Awareness programme

organized by the Marketing Department

on 21 November 2008.

The marketing Department AKUH organized an outreach programme at Defence Authority Creek Club on 21 November 2008. Dr S. Yawar Mehdi, Consultant Plastic and Hand Surgeon at AKUH and Dr A. Jah Samdani,



Dr Yawar addressing the public during the session

Consultant Dermatologist were invited as guest speakers. The program comprised of two lectures, followed by question and answer sessions. In the first lecture, Dr Samdani talked about common skin problems like acne, melasma, hyperpigmentation, allergies, eczema. He also talked about general skin care including protection from sun damage. Dr Yawar Mehdi took to stage for the second lecture and shared his experience about modern trends in Plastic surgery besides addressing the issue of prevailing myths about plastic surgery. He talked about procedures like liposuction, aesthetic breast surgery; various techniques of so called tummy tuck and uplift procedures following weight reduction. He also shed light on self-image enhancing non-surgical procedures like botox injections and fillers for facial wrinkles. At the end of lectures, audiences were given opportunity to discuss their problems with the two speakers. Dr Sabeen Masroor, Plastic surgery instructor at AKUH also participated in the programme and offered consultation to the audience. The programme

concluded with light refreshments and health literature on common health problems was distributed amongst the audience.

ANNUAL DAY – DEPARTMENT OF SURGERY

OCTOBER 18, 2008




Participants enjoying live music at the annual day


The Department of Surgery organised the “Annual Day” at Sandspit on October 18, 2008. All Surgery faculty members, residents, interns, staff, senior management and the support staff were invited. The award ceremony for the year 2007 and 2008 took place for graduating Fellows and Residents who completed their Fellowship and Residency training in various specialties of Surgery. The crowd enjoyed swimming, playing games, bouncing castle, music. Live orchestra was also there who pleased the audience and people enjoyed some light dance. The turtle watch at night was liked by all. Refreshment and dinner were arranged and approximately 400+ members were there to enjoy the evening.

Department of Surgery arranges this event once in a year so that all faculty members, residents and staff interact with each other and with their family in pleasant and enjoyable atmosphere.

DOCTOR FUN



"I'm afraid we left a surgical sponge behind when we sewed you up - it was one of those sponges that swells up into a little dinosaur."



Crossword Answers



Participation of Faculty in the PGME MCQ Retreat



Participation of Faculty in the UGMEMCQ Retreat



ANNUAL Day 2008