

Washington University School of Medicine Digital Commons@Becker

Open Access Publications

2018

Obstructive sleep apnea as an independent predictor of postoperative delirium and pain: Protocol for an observational study of a surgical cohort [version 2; referees: 2 approved]

Patricia Strutz

Washington University School of Medicine in St. Louis

William Tzeng

Washington University School of Medicine in St. Louis

Brianna Arrington

Washington University School of Medicine in St. Louis

Vanessa Kronzer

Washington University School of Medicine in St. Louis

Sherry McKinnon

Washington University School of Medicine in St. Louis

See next page for additional authors

Follow this and additional works at: https://digitalcommons.wustl.edu/open_access_pubs

Recommended Citation

Strutz, Patricia; Tzeng, William; Arrington, Brianna; Kronzer, Vanessa; McKinnon, Sherry; Ben Abdallah, Arbi; Haroutounian, Simon; and Avidan, Michael S., "Obstructive sleep apnea as an independent predictor of postoperative delirium and pain: Protocol for an observational study of a surgical cohort [version 2; referees: 2 approved]." *F1000Research*.7, 328. (2018).
https://digitalcommons.wustl.edu/open_access_pubs/6961

This Open Access Publication is brought to you for free and open access by Digital Commons@Becker. It has been accepted for inclusion in Open Access Publications by an authorized administrator of Digital Commons@Becker. For more information, please contact engeszer@wustl.edu.


Authors

Patricia Strutz, William Tzeng, Brianna Arrington, Vanessa Kronzer, Sherry McKinnon, Arbi Ben Abdallah, Simon Haroutounian, and Michael S. Avidan



STUDY PROTOCOL

REVISED Obstructive sleep apnea as an independent predictor of postoperative delirium and pain: protocol for an observational study of a surgical cohort [version 2; referees: 2 approved]

Patricia Strutz , William Tzeng, Brianna Arrington, Vanessa Kronzer, Sherry McKinnon, Arbi Ben Abdallah, Simon Haroutounian, Michael S. Avidan

Department of Anesthesiology, Washington University School of Medicine, Saint Louis, MO, 63110, USA

v2 First published: 15 Mar 2018, 7:328 (doi: [10.12688/f1000research.14061.1](https://doi.org/10.12688/f1000research.14061.1))
 Latest published: 15 Jun 2018, 7:328 (doi: [10.12688/f1000research.14061.2](https://doi.org/10.12688/f1000research.14061.2))

Abstract

Introduction: Postoperative delirium and pain are common complications in adults, and are difficult both to prevent and treat. Obstructive sleep apnea (OSA) is prevalent in surgical patients, and has been suggested to be a risk factor for postoperative delirium and pain. OSA also might impact pain perception, and alter pain medication requirements. This protocol describes an observational study, with the primary aim of testing whether OSA is an independent predictor of postoperative complications, focusing on (i) postoperative incident delirium and (ii) acute postoperative pain severity. We secondarily hypothesize that compliance with prescribed treatment for OSA (typically continuous positive airway pressure or CPAP) might decrease the risk of delirium and the severity of pain.




Methods and analysis: We will include data from patients who have been enrolled into three prospective studies: ENGAGES, PODCAST, and SATISFY-SOS. All participants underwent general anesthesia for a non-neurosurgical inpatient operation, and had a postoperative hospital stay of at least one day at Barnes Jewish Hospital in St. Louis, Missouri, from February 2013 to May 2018. Patients included in this study have been assessed for postoperative delirium and pain severity as part of the parent studies. In the current study, determination of delirium diagnosis will be based on the Confusion Assessment Method, and the Visual Analogue Pain Scale will be used for pain severity. Data on OSA diagnosis, OSA risk and compliance with treatment will be obtained from the preoperative assessment record. Other variables that are candidate risk factors for delirium and pain will also be extracted from this record. We will use logistic regression to test whether OSA independently predicts postoperative delirium and linear regression to assess OSAs relationship to acute pain severity. We will conduct secondary analyses with subgroups to explore whether these relationships are modified by compliance with OSA treatment.

Keywords

Obstructive Sleep Apnea, Postoperative Delirium, Postoperative Pain

Open Peer Review

Referee Status:  

	Invited Referees	
	1	2
REVISED version 2 published 15 Jun 2018		
version 1 published 15 Mar 2018	 report	 report

- Jean Wong**, University of Toronto, Canada
Frances Chung, Department of Anesthesia, Toronto Western Hospital, Canada
- Matthias Eikermann**, Harvard Medical School, USA
Fanny P. Timm, Harvard Medical School, USA

Discuss this article

Comments (0)

Corresponding author: Michael S. Avidan (avidanm@wustl.edu)

Author roles: **Strutz P:** Conceptualization, Data Curation, Formal Analysis, Funding Acquisition, Investigation, Methodology, Project Administration, Resources, Software, Validation, Visualization, Writing – Original Draft Preparation, Writing – Review & Editing; **Tzeng W:** Conceptualization, Data Curation, Funding Acquisition, Investigation, Methodology, Resources, Writing – Original Draft Preparation, Writing – Review & Editing; **Arrington B:** Conceptualization, Data Curation, Funding Acquisition, Investigation, Methodology, Resources, Writing – Original Draft Preparation; **Kronzer V:** Conceptualization, Data Curation, Methodology, Validation, Writing – Review & Editing; **McKinnon S:** Project Administration, Resources, Supervision, Visualization, Writing – Review & Editing; **Ben Abdallah A:** Formal Analysis, Software, Validation, Visualization, Writing – Review & Editing; **Haroutounian S:** Conceptualization, Methodology, Project Administration, Resources, Supervision, Visualization, Writing – Review & Editing; **Avidan MS:** Conceptualization, Funding Acquisition, Methodology, Project Administration, Resources, Supervision, Validation, Visualization, Writing – Original Draft Preparation, Writing – Review & Editing

Competing interests: No competing interests were disclosed.

How to cite this article: Strutz P, Tzeng W, Arrington B *et al.* **Obstructive sleep apnea as an independent predictor of postoperative delirium and pain: protocol for an observational study of a surgical cohort [version 2; referees: 2 approved]** *F1000Research* 2018, 7:328 (doi: [10.12688/f1000research.14061.2](https://doi.org/10.12688/f1000research.14061.2))

Copyright: © 2018 Strutz P *et al.* This is an open access article distributed under the terms of the [Creative Commons Attribution Licence](#), which permits unrestricted use, distribution, and reproduction in any medium, provided the original work is properly cited. Data associated with the article are available under the terms of the [Creative Commons Zero "No rights reserved" data waiver](#) (CC0 1.0 Public domain dedication).

Grant information: Research reported in this publication was supported by the National Center For Advancing Translational Sciences (NCATS) of the National Institutes of Health (NIH) under Award Number TL1TR002344. The content is solely the responsibility of the authors and does not necessarily represent the official views of the National Institutes of Health. This research was also supported by grants from the National Heart, Lung, and Blood Institute of the NIH under Award Numbers 5R21HL123666 and 5T35HL007815, as well as the 2017-Washington University School of Medicine Meharry Summer Research Program, Stipend Name: Lilly.

The funders had no role in study design, data collection and analysis, decision to publish, or preparation of the manuscript.

First published: 15 Mar 2018, 7:328 (doi: [10.12688/f1000research.14061.1](https://doi.org/10.12688/f1000research.14061.1))

REVISED Amendments from Version 1

This revised protocol addresses the referees' questions and suggestions. Specifically, we provided more information regarding the parent studies of this project. Patient selection is described in greater detail, and we updated our figures with new cohort estimates. We also improved our statistical models with suggestions from our reviewers. Our models now incorporate adjustments for certain intraoperative medications as well as additional comorbidities. Compared to existing literature, one of the greatest strengths of this study is the rigorous data collection on a broad surgical population. We believe these pre-analytical modifications to our models will create a more robust analysis that promotes research integrity and reproducibility.

See referee reports

Introduction

Obstructive sleep apnea (OSA) is the most common form of sleep-disordered breathing. OSA is characterized by repetitive, functional collapse of the airway leading to cyclical decrements or cessations of airflow during sleep¹. It is estimated that 20% of the general population suffers from OSA^{2,3}, and among adults with OSA, up to 75% are unaware of the diagnosis^{4,5}. Of relevance to perioperative medicine, there is also a high OSA prevalence in surgical patients³. In common with the general population, many of these patients are unaware they have OSA^{6,7}. Also of note, prevalence of sleep apnea often varies by type of surgery; for example, prevalence in the bariatric surgery population is estimated to be 70%^{8,9}. OSA prevalence combined with ignorance of diagnosis is cause for concern given the wide range of health consequences. OSA has been causally implicated in an assortment of both acute and chronic disorders. Acutely, OSA has been associated with disrupted sleep, tiredness, and episodic hypoxia and hypercapnia during sleep^{10,11}. Chronically, OSA has been linked to a multitude of co-morbidities, including ischemic heart disease and stroke¹², hypertension^{13,14}, arrhythmias^{15,16}, aortic dissection^{17,18}, chronic fatigue¹⁹, pulmonary hypertension^{20,21}, diabetes²², and respiratory acidosis with compensatory metabolic alkalosis^{23,24}.

OSA is becoming a growing concern in the perioperative period, as there is increasing evidence linking OSA to adverse postoperative outcomes^{25,26}. For example, following various surgical procedures, patients with OSA probably have more respiratory, cardiac, and neurologic complications²⁷⁻³⁰, as well as increased postoperative infections³¹. Unsurprisingly surgical patients with OSA therefore have a higher transfer rate to the ICU²⁸, increased stay in the ICU³¹, and increased overall length of hospital stay^{27,28}.

Of particular relevance to the research focus of this protocol, certain aspects of OSA such as recurrent hypoxemia, systemic inflammation, and sleep disruption have been associated with altered pain processing and incident delirium³²⁻³⁴. A causal link between OSA and delirium would be clinically important given the negative outcomes associated with postoperative delirium. In the DSM-5, delirium is defined as a disturbance in attention, awareness, and cognition that develops over a short period of time and over the course of a day, fluctuates in severity³⁵. In older adults,

the incidence of postoperative delirium ranges from 10–70%, depending on the type of surgery³⁶. Patients who experience postoperative delirium often require an extended stay in the intensive care unit³⁷, subsequently report decreased quality of life³⁸, and might be at increased risk for accidental falls, long-term cognitive decline and death after hospital discharge³⁹. Thus, postoperative delirium is associated with a considerable burden on patients and their families, and an increase to society in the overall cost of healthcare^{40,41}.

The reported impact of OSA on postoperative pain and pain perception poses further challenges to clinicians and patients. Adequate postoperative analgesia is an important component of recovery, and pain negatively impacts quality of life. Mechanistic evidence in various populations suggests that sleep deprivation promotes up-regulation of cytokines⁴²⁻⁴⁷, including interleukin-1 β , interleukin-6, and tumor necrosis factor, all of which might induce excessive sensitivity to pain^{45,48}. Consistent with these studies clinical evidence, including compelling data from burn victims, suggests that interrupted and inadequate sleep promotes hyperalgesia^{32-34,49}. Furthermore, Khalid *et al.* showed that treatment with continuous positive airway pressure (CPAP) in adults with OSA dampened their sensitivity to painful stimuli⁵⁰. Thus, whether or not people with OSA have increased pain sensitivity might to some extent depend on how effectively they are treated. To complicate matters further, people with OSA, especially if they experience episodic hypoxemia during sleep, reportedly have increased susceptibility to the respiratory depressant effects of opioid medications^{51,52}. Thus, since opioids are the mainstay of therapy for severe postoperative pain, it can be especially difficult to provide safe and adequate analgesia to surgical patients with OSA.

The objectives of this study are to investigate further the relationships between OSA on the one hand, and common postoperative complications such as pain and delirium on the other hand. We hypothesize that patients with OSA experience more severe postoperative pain and have a higher incidence of postoperative delirium. We further hypothesize these negative outcomes might be mitigated by compliance with OSA treatment.

Protocol

Study design

This protocol describes a retrospective study, investigating the relationship between OSA as a risk factor, and postoperative delirium and acute postsurgical pain severity as adverse outcomes. The three parent studies from which the data are being obtained for the current study have all been approved by the Human Research Protection Office (HRPO) at Washington University, and patients enrolled in all three studies provided written informed consent. The HRPO has also provided approval for this current study. Data will be aggregated from the Systematic Assessment and Targeted Improvement of Services Following Yearlong Surgical Outcomes Surveys Study (SATISFY-SOS, NCT02032030); the Electroencephalography Guidance of Anesthesia to Alleviate Geriatric Syndromes study (ENGAGES, NCT02241655); and the Prevention of Delirium and Complications Associated with Surgical Treatments study (PODCAST, NCT01690988).

The PODCAST trial investigated if a single subanesthetic dose of ketamine could decrease postoperative incident delirium. There was no significant difference in delirium incidence across the three treatment groups (placebo, 0.5 mg/kg subanesthetic dose of ketamine, 1.0 mg/kg subanesthetic dose of ketamine). Additionally, there was no apparent difference in reported pain between the three groups. However, to be conservative, we will adjust for PODCAST group allocation in the regression models in the current study. To control for potential effects of the ENGAGES intervention (Electroencephalography guided anesthesia vs. non-electroencephalography guided anesthesia), we will adjust our regression model for this randomization. For greater detail regarding the three parent studies, please review previously published protocols and literature^{53–57}.

We will include an estimated 1,500 patients in our primary analysis. Of the 672 patients randomized for the multicenter PODCAST trial, we will include only patients recruited from Washington University in St. Louis. The study population will be comprised of roughly 100 patients from PODCAST and an estimated 1,200 patients from the ENGAGES trial. SATISFY-SOS is a large scale outcomes survey study, and we will be using a subset of roughly 200 patients enrolled in SATISFY-SOS who completed daily delirium and pain assessments during hospital stay.

Patients ≥ 18 years who underwent general anesthesia for a non-neurosurgical inpatient operation at Barnes Jewish Hospital in St. Louis, Missouri, from February 2013 to May 2018, will be included in our analysis. Patients had a postoperative hospital stay of at least one day. The main outcomes of interest will include postoperative delirium and pain, assessed daily until postoperative day 3. The primary aims of this study are to investigate whether OSA is an independent predictor of postoperative delirium and acute postsurgical pain severity. We will conduct secondary analyses with subgroups to explore whether these associations are modified by compliance with OSA treatment. We are also interested in evaluating if OSA status is related to postoperative opioids given during hospital stay. Thus, we will secondarily explore the relationship between OSA risk and total inpatient opioid use through postoperative day 3.

This protocol is compliant with published guidelines for observational study protocols, and the conduct and reporting of this study will adhere to the RECORD and STROBE guidelines for observational studies^{58–60}.

Eligibility criteria

Inclusion criteria:

- (i) Enrollment in the SATISFY-SOS, ENGAGES, or PODCAST study;
- (ii) Postoperative stay of at least 1 day following surgery at Barnes Jewish Hospital
- (iii) General anesthesia for elective surgical procedures

Exclusion criteria:

- (i) Neurosurgery
- (ii) Age < 18

Data collection

i. Baseline Data. Patients undergoing elective surgery are routinely screened at the Center for Preoperative Assessment and Planning at Barnes Jewish Hospital in St. Louis, Missouri, where detailed medical history is collected and screening tests are administered, including the STOP-BANG (Snoring, Tiredness, Observed Apnea, High Blood Pressure, Body Mass Index $> 35 \text{ kg/m}^2$, Age > 50 , Neck circumference, male Gender) test for OSA risk. Baseline characteristics will be extracted via electronic chart review and will include but are not limited to: age, sex, race, ethnicity, smoking history, alcohol use (average per week), STOP-BANG criteria, OSA status, and pre-existing medical conditions.

ii. Delirium assessment method. Delirium is one of the primary outcomes of this study and will be determined using validated delirium assessments implemented by a small group of rigorously trained research assistants. Delirium for the parent studies was assessed predominantly using the Confusion Assessment Method (CAM)^{61,62}. If patients were unwilling to complete the full CAM, the 3D-CAM was used. The 3D-CAM was developed as a method to more efficiently screen patients for delirium. It consists of a subset of the questions used in the CAM, as well as CAM scoring items that are based on patient behavior (10 cognitive testing items, 10 interviewer observations). With this approach, the 3D-CAM is intended to only take 3 minutes. For critically ill patients, most often found in the intensive care unit, the CAM-ICU was used to assess delirium⁶³.

In the PODCAST trial, Delirium was assessed twice daily (morning and afternoon with at least 6 hours between assessments), while in the other trials, delirium was assessed once daily between 1pm and 8pm. We will include only the afternoon delirium assessments from PODCAST patients so all patients included in analysis were assessed during the same time frame. Although patients were assessed for delirium on postoperative day zero at least 2 hours after surgery, we will not include this assessment because of potential residual general anesthetic effects. We will adjust for the use of certain medications, such as preoperative midazolam, median volatile anesthetic concentration (converted to minimum alveolar concentration [MAC] equivalents), intraoperative ketamine, and intraoperative opioids (converted to morphine equivalents in mg).

The presence of delirium will be defined as a positive CAM during any postoperative assessment through postoperative day 3. In order to qualify for a diagnosis of delirium, the following three criteria must be met: 1) either acute onset OR a fluctuating course; 2) inattention; and 3) either disorganized thinking OR altered level of consciousness. A patient will be considered positive for delirium if the patient is recorded to have had a single instance of delirium during their postoperative stay.

iii. Pain Assessment Method. Pain during hospital stay will be assessed using the Visual Analogue Scale (VAS), a validated pain assessment instrument that has been widely used in adult populations^{64,65}. Patients are asked to indicate on a line 100mm in length the severity of their pain in three different situations: 1) at

rest, 2) taking a deep breath or coughing, and 3) moving (sitting up, walking, or moving extremities). The patient’s mark is then measured with a ruler and recorded in mm. For our analysis, we will incorporate the highest pain score recorded on any postoperative assessment as our value of interest. As postsurgical pain is often dependent on the type of surgery, we will adjust for type of surgery in our statistical model, as well as other confounding variables described in the methods below.

iv. OSA Classification. For the primary analysis (Figure 1), patients will be grouped into one of three categories: high risk of OSA (HR-OSA), intermediate risk of OSA (IR-OSA), and low risk of OSA (LR-OSA). Patients with a history of a positive polysomnography test will be classified as HR-OSA, whereas patients with a history of negative polysomnography will be classified as LR-OSA. Patients with no history of polysomnography testing will be classified into one of the three categories based on STOP-BANG screening status. The STOP-BANG questionnaire classifies patients into three commonly accepted categories based on scoring: 0–2 indicates low risk of OSA; 3–4 indicates intermediate risk; 5–8 indicates high risk⁶⁶. We will follow these guidelines for classifying patients as HR-OSA, IR-OSA, or LR-OSA for our primary analysis, and thus likely demonstrate important trends between and among groups.

Of note, current literature classifies, often for simplicity, a STOP-Bang score of ≥ 3 as high risk for OSA. However, this can

obscure analysis, potentially resulting in a falsely weaker association between OSA risk and risk of postoperative adverse outcomes. Therefore, we will not group intermediate risk of OSA with high risk of OSA. Also, some literature incorporates bicarbonate levels to help determine OSA risk. As baseline laboratory values are not available for each participant, we will not include this component for classifying OSA risk.

For secondary analysis (Figure 2), we will analyze delirium incidence and pain severity among five patient groupings: confirmed OSA + report using prescribed CPAP, confirmed OSA + report not using prescribed CPAP, high risk for OSA (STOP-Bang 5–8), intermediate risk for OSA (STOP-Bang 3–4), low risk for OSA (STOP-Bang <3). Thus, secondary analysis will likely demonstrate if reported CPAP adherence mitigates these adverse outcomes.

v. Sample Size. We estimate that we will have data with complete outcomes (pain severity and incident delirium) and information on OSA status for approximately 1,500 patients. We estimate that 300 (~20%) of these patients will have incident postoperative delirium. We will have patient reported pain outcomes for all participants. We will use logistic and linear regression, including potential confounder variables, to test for an independent association between OSA as a risk factor and postoperative delirium and pain severity as outcomes of interest. We estimate that it will be appropriate to include up to 25 variables in each of the regression models.

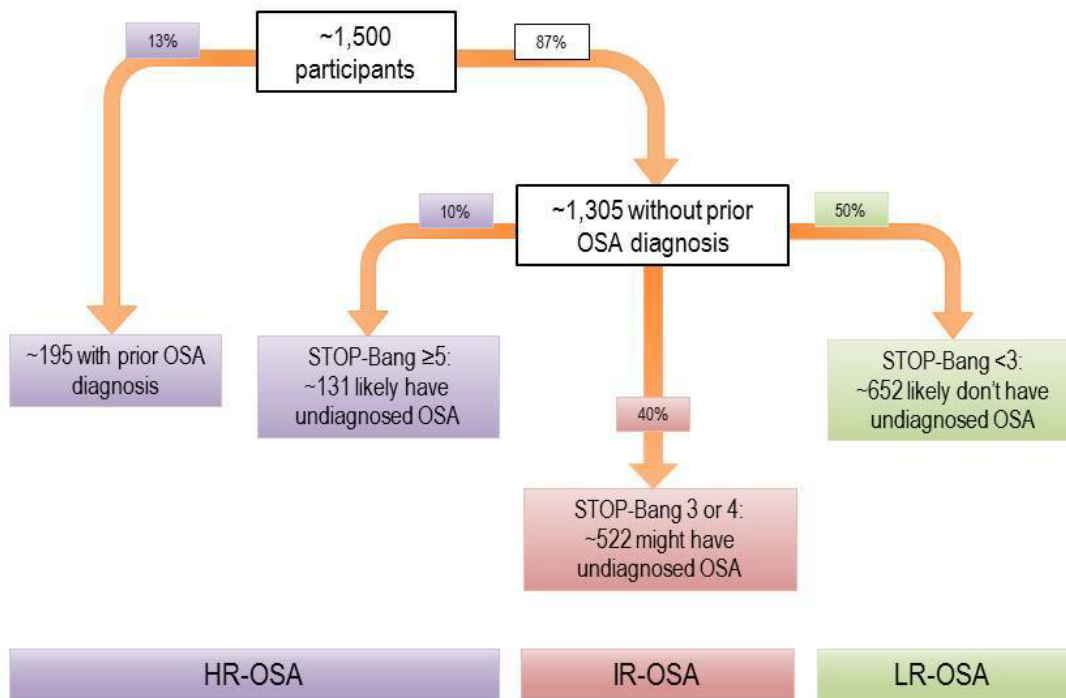


Figure 1. Predicted groupings for OSA-risk classification in the primary analysis, based on previous data from our preoperative assessment clinic⁷.

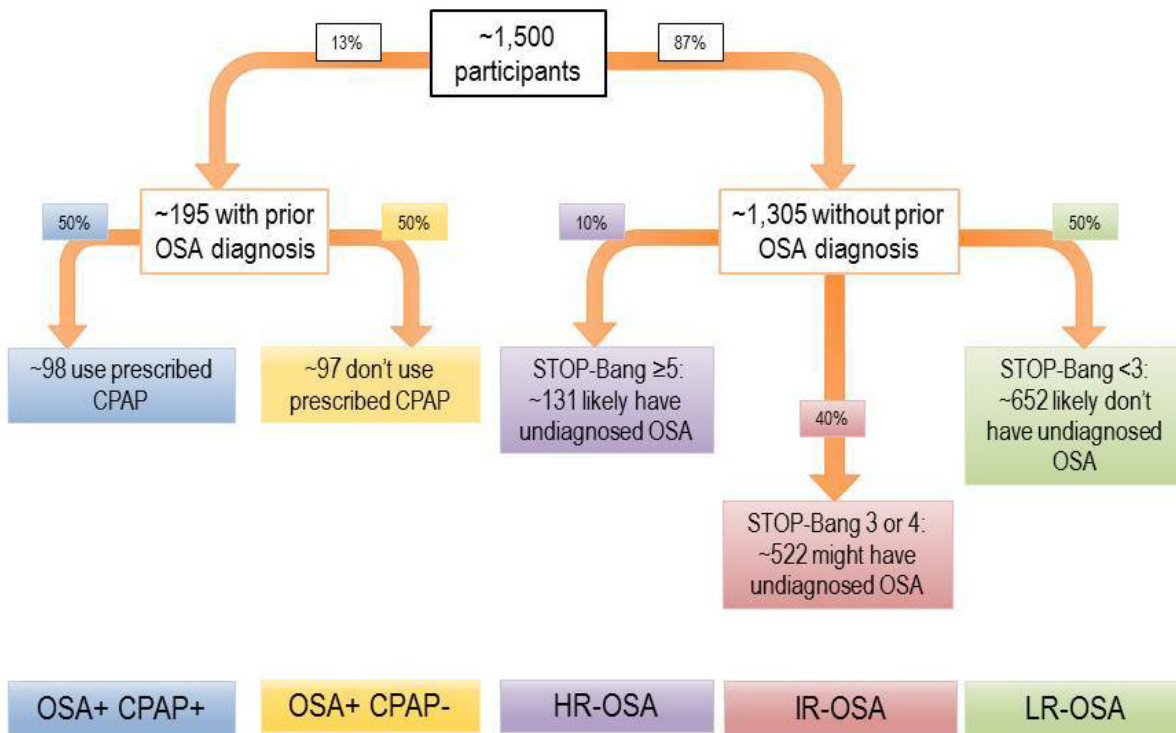


Figure 2. Predicted groupings for OSA-risk classification in the secondary analysis, based on previous data from our preoperative assessment clinic⁷.

Data management

All electronic data collected during this study, as well as the SATISFY-SOS, ENGAGES, and PODCAST databases, are hosted on a firewall-secured network server. This server is managed and maintained by the IT team of the Department of Anesthesiology, and is securely housed behind two locked doors in the departmental offices. The Project Informaticist, Data Manager, and Director(s) are the only individuals with full access to these password-protected and encrypted databases. Delirium and pain assessments are first completed using paper surveys, which are then securely stored in locked cabinets within the department. Results are entered into a Research Electronic Data Capture (REDCap) tool hosted at Washington University School of Medicine in St. Louis⁶⁷. REDCap is a secure, web-based application designed to support data capture for research studies, providing: 1) an intuitive interface for validated data entry; 2) audit trails for tracking data manipulation and export procedures; 3) automated export procedures for seamless data downloads to common statistical packages; and 4) procedures for importing data from external sources.

i. Statistical considerations. Continuous variables will be graphically evaluated with histograms, boxplots, and q-q plots, and numerically with measures of skewness, kurtosis, and Kolmogorov-Smirnov tests. Outliers will be excluded, and approximate normality will be ensured before parametric statistics are applied. Perioperative variables will be described with mean ± SD, median [IQR], and numbers/proportions, as appropriate.

Differences in patient and other perioperative factors between groups will be evaluated with chi-squared, t-tests, ANOVA, Kruskal-Wallis, and/or Wilcoxon-Mann-Whitney tests, as appropriate. Multiple imputation methods will be used for patients' missing variables, but participants with missing outcomes will be excluded from analysis.

ii. Delirium. Logistic Regression will be used to assess the relationship between OSA as a risk factor and incident postoperative delirium as an outcome. For our analyses, we will include no more than 1 variable for every 10 outcomes. With an estimated incident postoperative delirium rate of 20%, we plan to include up to 25 pre-specified candidate predictor variables in the primary regression models, including the most clinically relevant interaction terms. Variables for our primary analysis have been selected based on existing evidence, and will likely include: OSA status; Age; Sex; Type of Surgery; Charlson Comorbidity Index; Procedural Cardiac Risk; ASA physical status; Alcohol use; preoperative midazolam use; median volatile anesthetic concentration (converted to minimum alveolar concentration [MAC] equivalents); intraoperative ketamine use; intraoperative opioids (converted to morphine equivalents in mg); and anesthesia time in minutes. We will also include a history of any of the following comorbidities: COPD or Asthma; Stroke; Dementia or Mild Cognitive Impairment; Visual or hearing Impairment; Depression or Anxiety; Chronic Pain; and Diabetes Mellitus. We hope to include BMI and age independently of the OSA risk

classification since they are continuous variables, and their inclusion in the regressions might improve the models. We also hope to include the variable ‘tiredness’ in the models since this particular symptom could plausibly independently predict both delirium and pain. However, there may be statistical limitations (i.e. collinearity) preventing inclusion of some of these variables. If so, we may exclude some variables and describe our adjustments in the manuscript.

iii. Pain. Linear Regression will be used to examine OSA’s potential relationship to postoperative pain. For this analysis, the outcome is continuous rather than binary, and will apply to all 1,500 patients. It will be reasonable to include up to 25 pre-specified candidate predictor variables in the linear regression models, including interaction terms. As risk factors for delirium and pain are overlapping, the same candidate predictor variables will be used in this regression. Sensitivity analyses will be conducted to address limitations regarding pain. Since it is important to consider delirious patients might be unable to report pain accurately, we plan to conduct a sensitivity analysis with pain as the outcome, excluding all the patients who were diagnosed with postoperative delirium. We also hope to explore any potential relationship between OSA risk and total postoperative opioids given during hospital stay (expressed as morphine equivalents in mg). Additionally, since our primary analysis will not consider duration of severe pain or distinguish between rest and provoked pain, we plan to conduct a sensitivity analysis with median provoked pain during hospital stay (up to postoperative day 3) as the outcome. The responses to two VAS questions (pain when (i) taking a deep breath or coughing, and (ii) moving (sitting up, walking, or moving extremities)) will be compiled to represent provoked pain during hospital stay.

Anticipated results

We expect that patients with a high risk of OSA will experience greater postoperative pain severity, and have a higher risk for postoperative delirium following surgical procedures. For our secondary analyses, we propose that these adverse outcomes might be modified by compliance with CPAP treatment. We predict patients with diagnosed OSA who do not use prescribed CPAP will experience a higher incidence of delirium and increased pain. We also expect a step-wise increase in these adverse outcomes (delirium incidence and pain severity) when analyzing patients based on their STOP-Bang assessment groups (high risk vs. intermediate risk vs. low risk).

Discussion

OSA is a common and frequently undiagnosed perioperative problem. This observational study will help to clarify whether or not OSA is an independent predictor of postoperative incident delirium and acute postoperative pain. Secondary analyses may show if these adverse outcomes might be modified by compliance with OSA treatment.

In this study, we will attempt to replicate the reported finding showing that OSA is an independent predictor of postoperative delirium and acute postsurgical pain severity^{32–34}. This study will have important strengths compared to the existing literature;

most notably the database including routine structured preoperative screening for OSA, and postoperative delirium and pain assessments on a broad surgical population. The researchers who collected data for this study were all expertly trained in administering delirium and pain assessments. In an effort to improve methodological rigor, we have pre-specified independent variables for regression models, and have described our statistical analyses.

This study will also have important limitations. Although we will have thorough medical histories routinely collected from preoperative clinic assessments, we will not know severity of OSA or other comorbidities. In common with any observational study, this study will be unable to distinguish association from causation. In particular, if we do find in this study that OSA is associated with either increased delirium incidence or pain severity, we will not be able to determine (i) whether OSA is causally implicated or (ii) whether there is another explanatory factor associated with both OSA and these outcomes. Regarding the outcome of delirium, this study will address on the crude association with incident delirium as a binary outcome. It might be more important to focus on either the duration or severity of delirium. Regarding pain, it is important to consider that delirious patients might be unable to report pain accurately. This limitation is common to all studies evaluating postoperative pain. To mitigate this to an extent, we plan to conduct a sensitivity analysis with highest VAS pain score as the outcome, excluding all the patients who were diagnosed with postoperative delirium. Also in relation to pain, our primary outcome will be most severe pain reported in postoperative days 1–3. This approach will not consider duration of severe pain or distinguish between rest and provoked pain. To mitigate this to an extent, we plan to conduct a sensitivity analysis exploring median provoked pain through postoperative day 3 as the outcome. Additionally, it will be important to include analgesic medication as potential confounders in the regression analyses, and accurate data on these might not be available.

In conclusion, while likely providing stronger evidence regarding the impact of OSA on postoperative delirium and pain, this study might also discern interventional strategies for treatment and prevention. For example, in relation to delirium, we could test perioperative delirium prevention bundles in patients with OSA or we could investigate whether preoperative initiation of CPAP treatment decreases this complication. The role of CPAP therapy in relation to improved analgesia should also be clarified. Regarding pain, we could further develop analgesic plans especially for surgical patients with OSA, such as emphasizing regional analgesia or non-opioid analgesics. We could also implement procedures intended to improve the safety of patients with OSA receiving respiratory depressant medications in the perioperative period. With emerging knowledge about biased signaling with opioids⁶⁸, it is possible that certain opioids (e.g. morphine) are safer than others (e.g., Fentanyl) for patients with OSA in terms of their propensity to provide analgesia rather than to cause respiratory depression. We hope to use the foundational work proposed in this observational study to guide the design of such trials and clinical plans, with the goals of reducing postoperative delirium and acute postoperative pain severity for the large number of patients at risk due to OSA.

Data availability

No data is associated with this article.

Competing interests

No competing interests were disclosed.

Grant information

Research reported in this publication was supported by the National Center For Advancing Translational Sciences (NCATS) of the National Institutes of Health (NIH) under Award Number TL1TR002344. The content is solely the responsibility of the authors and does not necessarily represent the official views of the National Institutes of Health. This research was also supported by grants from the National Heart, Lung, and Blood Institute of the NIH under Award Numbers 5R21HL123666 and 5T35HL007815, as well as the 2017-Washington University School of Medicine Meharry Summer Research Program, Stipend Name: Lilly.

The funders had no role in study design, data collection and analysis, decision to publish, or preparation of the manuscript.

Acknowledgements

The authors would like to acknowledge and thank other experts and advisors involved in the study including: Angela Mickle, M.S.; Hannah Maybrier, B.S.; Thaddeus Budelier, M.D.; Jamila Burton, B.S.; Jordan Oberhaus, B.S.; Daniel Park, B.S.; Amrita Aranake-Chrisinger, M.D., MSCI; Bradley Fritz, M.D., MSCI; and Mark Willingham, M.D., MSCI; of Washington

University School of Medicine, Department of Anesthesiology (660 S Euclid Ave Campus Box 8054, St. Louis, MO, 63110).

Compliance and Ethical considerations

As this study is an observational data analysis of patients enrolled in Satisfy-SOS, ENGAGES, and PODCAST there is no direct burden placed upon the patients in the study and procedures for monitoring exposure compliance are not necessary. There is low risk of breach of confidential health information. However, all data are hosted on a firewall-secured network server, managed by the Department of Anesthesiology, which is securely stored behind two locked doors within the departmental office suite. Only Health Insurance Portability Accountability Act (HIPAA)-trained employees of the Department of Anesthesia or Barnes Jewish Healthcare have access to resources on the private network server. The three parent studies from which the data are being obtained for the current study have all been approved by the Human Research Protection Office (HRPO) at Washington University, and patients enrolled in all three studies provided written informed consent. The HRPO has also provided approval for this current study.

Registration, Reporting, and dissemination

The three parent studies from which data for this study are being used have all been registered at clinicaltrials.gov. SATISFY-SOS is registered as NCT02032030. ENGAGES is registered as NCT02241655. PODCAST is registered as NCT01690988j. Results of this study will be presented at national meetings and published in a scientific journal. Participants will not be individually notified regarding the results of this study.

References

- Dempsey JA, Veasey SC, Morgan BJ, *et al.*: **Pathophysiology of sleep apnea.** *Physiol Rev.* 2010; **90**(1): 47–112.
[PubMed Abstract](#) | [Publisher Full Text](#) | [Free Full Text](#)
- Young T, Peppard PE, Gottlieb DJ: **Epidemiology of obstructive sleep apnea: a population health perspective.** *Am J Respir Crit Care Med.* 2002; **165**(9): 1217–1239.
[PubMed Abstract](#) | [Publisher Full Text](#)
- Peppard PE, Young T, Barnet JH, *et al.*: **Increased prevalence of sleep-disordered breathing in adults.** *Am J Epidemiol.* 2013; **177**(9): 1006–1014.
[PubMed Abstract](#) | [Publisher Full Text](#) | [Free Full Text](#)
- Simpson L, Hillman DR, Cooper MN, *et al.*: **High prevalence of undiagnosed obstructive sleep apnoea in the general population and methods for screening for representative controls.** *Sleep Breath.* 2013; **17**(3): 967–973.
[PubMed Abstract](#) | [Publisher Full Text](#)
- Lee W, Nagubadi S, Kryger MH, *et al.*: **Epidemiology of Obstructive Sleep Apnea: a Population-based Perspective.** *Expert Rev Respir Med.* 2008; **2**(3): 349–364.
[PubMed Abstract](#) | [Publisher Full Text](#) | [Free Full Text](#)
- Finkel KJ, Searleman AC, Tymkew H, *et al.*: **Prevalence of undiagnosed obstructive sleep apnea among adult surgical patients in an academic medical center.** *Sleep Med.* 2009; **10**(7): 753–758.
[PubMed Abstract](#) | [Publisher Full Text](#)
- Lockhart EM, Willingham MD, Abdallah AB, *et al.*: **Obstructive sleep apnea screening and postoperative mortality in a large surgical cohort.** *Sleep Med.* 2013; **14**(5): 407–415.
[PubMed Abstract](#) | [Publisher Full Text](#) | [Free Full Text](#)
- Frey WC, Pilcher J: **Obstructive sleep-related breathing disorders in patients evaluated for bariatric surgery.** *Obes Surg.* 2003; **13**(5): 676–683.
[PubMed Abstract](#) | [Publisher Full Text](#)
- O'Keefe T, Patterson EJ: **Evidence supporting routine polysomnography before bariatric surgery.** *Obes Surg.* 2004; **14**(1): 23–26.
[PubMed Abstract](#) | [Publisher Full Text](#)
- Brown KA: **Intermittent hypoxia and the practice of anesthesia.** *Anesthesiology.* 2009; **110**(4): 922–927.
[PubMed Abstract](#) | [Publisher Full Text](#)
- Fassbender P, Herbstreit F, Eikermann M, *et al.*: **Obstructive Sleep Apnea-a Perioperative Risk Factor.** *Dtsch Arztebl Int.* 2016; **113**(27–28): 463–469.
[PubMed Abstract](#) | [Publisher Full Text](#) | [Free Full Text](#)
- Yaggi HK, Concato J, Kernan WN, *et al.*: **Obstructive sleep apnea as a risk factor for stroke and death.** *N Engl J Med.* 2005; **353**(19): 2034–2041.
[PubMed Abstract](#) | [Publisher Full Text](#)
- Peppard PE, Young T, Palta M, *et al.*: **Prospective study of the association between sleep-disordered breathing and hypertension.** *N Engl J Med.* 2000; **342**(19): 1378–1384.
[PubMed Abstract](#) | [Publisher Full Text](#)
- Pedrosa RP, Barros IML, Drager LF, *et al.*: **OSA is common and independently associated with hypertension and increased arterial stiffness in consecutive perimenopausal women.** *Chest.* 2014; **146**(1): 66–72.
[PubMed Abstract](#) | [Publisher Full Text](#)
- Tung P, Levitzky YS, Wang R, *et al.*: **Obstructive and Central Sleep Apnea and the Risk of Incident Atrial Fibrillation in a Community Cohort of Men and Women.** *J Am Heart Assoc.* 2017; **6**(7): pii: e004500.
[PubMed Abstract](#) | [Publisher Full Text](#) | [Free Full Text](#)
- Cadby G, McArdle N, Briffa T, *et al.*: **Severity of OSA is an independent predictor of incident atrial fibrillation hospitalization in a large sleep-clinic cohort.** *Chest.* 2015; **148**(4): 945–952.
[PubMed Abstract](#) | [Publisher Full Text](#)

17. Saruvara H, Takata Y, Usui Y, *et al.*: **Obstructive sleep apnea as a potential risk factor for aortic disease.** *Heart Vessels.* 2012; **27**(2): 166–173.
[PubMed Abstract](#) | [Publisher Full Text](#)
18. Naito R, Sakakura K, Kasai T, *et al.*: **Aortic dissection is associated with intermittent hypoxia and re-oxygenation.** *Heart Vessels.* 2012; **27**(3): 265–270.
[PubMed Abstract](#) | [Publisher Full Text](#)
19. Mariman A, Delesie L, Tobback E, *et al.*: **Undiagnosed and comorbid disorders in patients with presumed chronic fatigue syndrome.** *J Psychosom Res.* 2013; **75**(5): 491–496.
[PubMed Abstract](#) | [Publisher Full Text](#)
20. Ismail K, Roberts K, Manning P, *et al.*: **OSA and pulmonary hypertension: time for a new look.** *Chest.* 2015; **147**(3): 847–861.
[PubMed Abstract](#) | [Publisher Full Text](#)
21. Javaheri S, Javaheri S, Javaheri A: **Sleep apnea, heart failure, and pulmonary hypertension.** *Curr Heart Fail Rep.* 2013; **10**(4): 315–320.
[PubMed Abstract](#) | [Publisher Full Text](#) | [Free Full Text](#)
22. Punjabi NM, Beamer BA: **Alterations in Glucose Disposal in Sleep-disordered Breathing.** *Am J Respir Crit Care Med.* 2009; **179**(3): 235–240.
[PubMed Abstract](#) | [Publisher Full Text](#) | [Free Full Text](#)
23. Wang T, Eskandari D, Zou D, *et al.*: **Increased Carbonic Anhydrase Activity is Associated with Sleep Apnea Severity and Related Hypoxemia.** *Sleep.* 2015; **38**(7): 1067–1073.
[PubMed Abstract](#) | [Publisher Full Text](#) | [Free Full Text](#)
24. Yuan H, Pinto SJ, Huang J, *et al.*: **Ventilatory responses to hypercapnia during wakefulness and sleep in obese adolescents with and without obstructive sleep apnea syndrome.** *Sleep.* 2012; **35**(9): 1257–1267.
[PubMed Abstract](#) | [Publisher Full Text](#) | [Free Full Text](#)
25. Lam KK, Kunder S, Wong J, *et al.*: **Obstructive sleep apnea, pain, and opioids: is the riddle solved?** *Curr Opin Anaesthesiol.* 2016; **29**(1): 134–140.
[PubMed Abstract](#) | [Publisher Full Text](#) | [Free Full Text](#)
26. Vasu TS, Grewal R, Doghramji K: **Obstructive sleep apnea syndrome and perioperative complications: a systematic review of the literature.** *J Clin Sleep Med.* 2012; **8**(2): 199–207.
[PubMed Abstract](#) | [Publisher Full Text](#) | [Free Full Text](#)
27. Gupta RM, Parvizi J, Hanssen AD, *et al.*: **Postoperative complications in patients with obstructive sleep apnea syndrome undergoing hip or knee replacement: a case-control study.** *Mayo Clin Proc.* 2001; **76**(9): 897–905.
[PubMed Abstract](#) | [Publisher Full Text](#)
28. Kaw R, Pasupuleti V, Walker E, *et al.*: **Postoperative complications in patients with obstructive sleep apnea.** *Chest.* 2012; **141**(2): 436–441.
[PubMed Abstract](#) | [Publisher Full Text](#)
29. Hwang D, Shakir N, Limann B, *et al.*: **Association of sleep-disordered breathing with postoperative complications.** *Chest.* 2008; **133**(5): 1128–1134.
[PubMed Abstract](#) | [Publisher Full Text](#)
30. Kaw R, Golish J, Ghamande S, *et al.*: **Incremental risk of obstructive sleep apnea on cardiac surgical outcomes.** *J Cardiovasc Surg (Torino).* 2006; **47**(6): 683–689.
[PubMed Abstract](#)
31. Liao P, Yegneswaran B, Vairavanathan S, *et al.*: **Postoperative complications in patients with obstructive sleep apnea: a retrospective matched cohort study.** *Can J Anaesth.* 2009; **56**(11): 819–828.
[PubMed Abstract](#) | [Publisher Full Text](#)
32. Haack M, Lee E, Cohen DA, *et al.*: **Activation of the prostaglandin system in response to sleep loss in healthy humans: potential mediator of increased spontaneous pain.** *Pain.* 2009; **145**(1–2): 136–141.
[PubMed Abstract](#) | [Publisher Full Text](#) | [Free Full Text](#)
33. Smith MT, Klick B, Kozachik S, *et al.*: **Sleep onset insomnia symptoms during hospitalization for major burn injury predict chronic pain.** *Pain.* 2008; **138**(3): 497–506.
[PubMed Abstract](#) | [Publisher Full Text](#) | [Free Full Text](#)
34. Roehrs T, Hyde M, Blaisdell B, *et al.*: **Sleep loss and REM sleep loss are hyperalgesic.** *Sleep.* 2006; **29**(2): 145–151.
[PubMed Abstract](#) | [Publisher Full Text](#)
35. Meagher DJ, Morandi A, Inouye SK, *et al.*: **Concordance between DSM-IV and DSM-5 criteria for delirium diagnosis in a pooled database of 768 prospectively evaluated patients using the delirium rating scale-revised-98.** *BMC Med.* 2014; **12**: 164.
[PubMed Abstract](#) | [Publisher Full Text](#) | [Free Full Text](#)
36. Whitlock EL, Vannucci A, Avidan MS: **Postoperative delirium.** *Minerva Anestesiol.* 2011; **77**(4): 448–456.
[PubMed Abstract](#) | [Free Full Text](#)
37. Inouye SK: **Delirium in older persons.** *N Engl J Med.* 2006; **354**(11): 1157–1165.
[PubMed Abstract](#) | [Publisher Full Text](#)
38. Koster S, Hensens AG, Schuurmans MJ, *et al.*: **Consequences of delirium after cardiac operations.** *Ann Thorac Surg.* 2012; **93**(3): 705–711.
[PubMed Abstract](#) | [Publisher Full Text](#)
39. Scholz AF, Oldroyd C, McCarthy K, *et al.*: **Systematic review and meta-analysis of risk factors for postoperative delirium among older patients undergoing gastrointestinal surgery.** *Br J Surg.* 2016; **103**(2): e21–8.
[PubMed Abstract](#) | [Publisher Full Text](#)
40. Flink BJ, Rivelli SK, Cox EA, *et al.*: **Obstructive sleep apnea and incidence of postoperative delirium after elective knee replacement in the nondemented elderly.** *Anesthesiology.* 2012; **116**(4): 788–796.
[PubMed Abstract](#) | [Publisher Full Text](#) | [Free Full Text](#)
41. Mirrakhimov AE, Yen T, Kwatra MM: **Delirium after cardiac surgery: have we overlooked obstructive sleep apnea?** *Med Hypotheses.* 2013; **81**(1): 15–20.
[PubMed Abstract](#) | [Publisher Full Text](#) | [Free Full Text](#)
42. Krueger JM, Clinton JM, Winters BD, *et al.*: **Involvement of cytokines in slow wave sleep.** *Prog Brain Res.* 2011; **193**: 39–47.
[PubMed Abstract](#) | [Publisher Full Text](#) | [Free Full Text](#)
43. Chennaoui M, Sauvet F, Drogou C, *et al.*: **Effect of one night of sleep loss on changes in tumor necrosis factor alpha (TNF- α) levels in healthy men.** *Cytokine.* 2011; **56**(2): 318–324.
[PubMed Abstract](#) | [Publisher Full Text](#)
44. Krueger JM: **The role of cytokines in sleep regulation.** *Curr Pharm Des.* 2008; **14**(32): 3408–3416.
[PubMed Abstract](#) | [Publisher Full Text](#) | [Free Full Text](#)
45. Kawasaki Y, Zhang L, Cheng JK, *et al.*: **Cytokine mechanisms of central sensitization: distinct and overlapping role of interleukin-1beta, interleukin-6, and tumor necrosis factor-alpha in regulating synaptic and neuronal activity in the superficial spinal cord.** *J Neurosci.* 2008; **28**(20): 5189–5194.
[PubMed Abstract](#) | [Publisher Full Text](#) | [Free Full Text](#)
46. Irwin MR, Wang M, Campomayor CO, *et al.*: **Sleep deprivation and activation of morning levels of cellular and genomic markers of inflammation.** *Arch Intern Med.* 2006; **166**(16): 1756–1762.
[PubMed Abstract](#) | [Publisher Full Text](#)
47. Vgontzas AN, Zoumakis E, Bixler EO, *et al.*: **Adverse effects of modest sleep restriction on sleepiness, performance, and inflammatory cytokines.** *J Clin Endocrinol Metab.* 2004; **89**(5): 2119–2126.
[PubMed Abstract](#) | [Publisher Full Text](#)
48. Ren K, Dubner R: **Interactions between the immune and nervous systems in pain.** *Nat Med.* 2010; **16**(11): 1267–1276.
[PubMed Abstract](#) | [Publisher Full Text](#) | [Free Full Text](#)
49. Smith MT, Edwards RR, McCann UD, *et al.*: **The effects of sleep deprivation on pain inhibition and spontaneous pain in women.** *Sleep.* 2007; **30**(4): 494–505.
[PubMed Abstract](#) | [Publisher Full Text](#)
50. Khalid I, Roehrs TA, Hudge DW, *et al.*: **Continuous positive airway pressure in severe obstructive sleep apnea reduces pain sensitivity.** *Sleep.* 2011; **34**(12): 1687–1691.
[PubMed Abstract](#) | [Publisher Full Text](#) | [Free Full Text](#)
51. Doufas AG, Tian L, Padrez KA, *et al.*: **Experimental pain and opioid analgesia in volunteers at high risk for obstructive sleep apnea.** *PLoS One.* 2013; **8**(1): e54807.
[PubMed Abstract](#) | [Publisher Full Text](#) | [Free Full Text](#)
52. Brown KA, Laferrière A, Lakheeram I, *et al.*: **Recurrent hypoxemia in children is associated with increased analgesic sensitivity to opiates.** *Anesthesiology.* 2006; **105**(4): 665–669.
[PubMed Abstract](#) | [Publisher Full Text](#)
53. Avidan MS, Fritz BA, Maybrier HR, *et al.*: **The Prevention of Delirium and Complications Associated with Surgical Treatments (PODCAST) study: protocol for an international multicentre randomised controlled trial.** *BMJ Open.* 2014; **4**(9): e005651.
[PubMed Abstract](#) | [Publisher Full Text](#) | [Free Full Text](#)
54. Wildes TS, Winter AC, Maybrier HR, *et al.*: **Protocol for the Electroencephalography Guidance of Anesthesia to Alleviate Geriatric Syndromes (ENGAGES) study: a pragmatic, randomised clinical trial.** *BMJ Open.* 2016; **6**(6): e011505.
[PubMed Abstract](#) | [Publisher Full Text](#) | [Free Full Text](#)
55. Helsten DL, Ben Abdallah A, Avidan MS, *et al.*: **Methodologic Considerations for Collecting Patient-reported Outcomes from Unselected Surgical Patients.** *Anesthesiology.* 2016; **125**(3): 495–504.
[PubMed Abstract](#) | [Publisher Full Text](#)
56. Kronzer VL, Ben Abdallah A, McKinnon SL, *et al.*: **Ability of preoperative falls to predict postsurgical outcomes in non-selected patients undergoing elective surgery at an academic medical centre: protocol for a prospective cohort study.** *BMJ Open.* 2016; **6**(9): e011570.
[PubMed Abstract](#) | [Publisher Full Text](#) | [Free Full Text](#)
57. Kronzer VL, Jerry MR, Avidan MS: **Assessing change in patient-reported quality of life after elective surgery: protocol for an observational comparison study [version 1; referees: 2 approved].** *F1000Res.* 2016; **5**: 976.
[PubMed Abstract](#) | [Publisher Full Text](#) | [Free Full Text](#)
58. Benchimol EI, Smeeth L, Guttman A, *et al.*: **[The Reporting of Studies Conducted using Observational Routinely-collected health Data (RECORD) statement].** *Z Evid Fortbild Qual Gesundheitsw.* 2016; **115–116**: 33–48.
[PubMed Abstract](#) | [Publisher Full Text](#) | [Free Full Text](#)
59. von Elm E, Altman DG, Egger M, *et al.*: **The Strengthening of Reporting of Observational Studies in Epidemiology (STROBE) Statement: guidelines for reporting observational studies.** *Int J Surg.* 2014; **12**(12): 1495–1499.
[PubMed Abstract](#) | [Publisher Full Text](#)
60. PLOS Medicine Editors: **Observational studies: getting clear about transparency.** *PLoS Med.* 2014; **11**(8): e1001711.
[PubMed Abstract](#) | [Publisher Full Text](#) | [Free Full Text](#)
61. Marcantonio ER, Ngo LH, O'Connor M, *et al.*: **3D-CAM: derivation and validation of a 3-minute diagnostic interview for CAM-defined delirium: a cross-sectional diagnostic test study.** *Ann Intern Med.* 2014; **161**(8): 554–561.
[PubMed Abstract](#) | [Publisher Full Text](#) | [Free Full Text](#)
62. Marcantonio ER, Goldman L, Mangione CM, *et al.*: **A clinical prediction rule for**

- delirium after elective noncardiac surgery. *JAMA*. 1994; **271**(2): 134–139.
[PubMed Abstract](#) | [Publisher Full Text](#)
63. Ely EW, Margolin R, Francis J, *et al.*: **Evaluation of delirium in critically ill patients: validation of the Confusion Assessment Method for the Intensive Care Unit (CAM-ICU)**. *Crit Care Med*. 2001; **29**(7): 1370–1379.
[PubMed Abstract](#) | [Publisher Full Text](#)
64. Hawker GA, Mian S, Kendzerska T, *et al.*: **Measures of adult pain: Visual Analog Scale for Pain (VAS Pain), Numeric Rating Scale for Pain (NRS Pain), McGill Pain Questionnaire (MPQ), Short-Form McGill Pain Questionnaire (SF-MPQ), Chronic Pain Grade Scale (CPGS), Short Form-36 Bodily Pain Scale (SF-36 BPS), and Measure of Intermittent and Constant Osteoarthritis Pain (ICOAP)**. *Arthritis Care Res (Hoboken)*. 2011; **63** Suppl 11: S240–52.
[PubMed Abstract](#) | [Publisher Full Text](#)
65. Ferreira-Valente MA, Pais-Ribeiro JL, Jensen MP: **Validity of four pain intensity rating scales**. *Pain*. 2011; **152**(10): 2399–2404.
[PubMed Abstract](#) | [Publisher Full Text](#)
66. Chung SA, Yuan H, Chung F: **A systemic review of obstructive sleep apnea and its implications for anesthesiologists**. *Anesth Analg*. 2008; **107**(5): 1543–1563.
[PubMed Abstract](#) | [Publisher Full Text](#)
67. Harris PA, Taylor R, Thielke R, *et al.*: **Research electronic data capture (REDCap)—a metadata-driven methodology and workflow process for providing translational research informatics support**. *J Biomed Inform*. 2009; **42**(2): 377–381.
[PubMed Abstract](#) | [Publisher Full Text](#) | [Free Full Text](#)
68. Schmid CL, Kennedy NM, Ross NC, *et al.*: **Bias Factor and Therapeutic Window Correlate to Predict Safer Opioid Analgesics**. *Cell*. 2017; **171**(5): 1165–1175.e13.
[PubMed Abstract](#) | [Publisher Full Text](#) | [Free Full Text](#)

Open Peer Review

Current Referee Status:  

Version 2

Referee Report 29 June 2018

doi:[10.5256/f1000research.16543.r35114](https://doi.org/10.5256/f1000research.16543.r35114)



Matthias Eikermann

Department of Anesthesiology, Critical Care and Pain Medicine, Harvard Medical School, Boston, MA, USA

Competing Interests: No competing interests were disclosed.

I have read this submission. I believe that I have an appropriate level of expertise to confirm that it is of an acceptable scientific standard.

Version 1

Referee Report 03 May 2018

doi:[10.5256/f1000research.15295.r33092](https://doi.org/10.5256/f1000research.15295.r33092)



Matthias Eikermann¹, **Fanny P. Timm**²

¹ Department of Anesthesiology, Critical Care and Pain Medicine, Harvard Medical School, Boston, MA, USA

² Department of Anesthesia, Critical Care, and Pain Medicine, Massachusetts General Hospital, Harvard Medical School, Boston, MA, USA

Thank you for submitting this interesting study protocol aiming to investigate the relationship between OSA and postoperative delirium as well as pain severity. This protocol targets an important and clinically meaningful research question, and is overall well written and designed. We invite the authors to consider the following questions and suggestions:

1. Please address the question as to whether the patients are studied from a historical cohort. If so, how do you control for the effects of previously studied interventions (e.g. effect of anesthetic protocols on postoperative delirium in the ENGAGES study; effects of ketamine treatment on postoperative delirium and pain (PODCAST study)) ?

2. How do you discriminate between lingering medication effects and delirium early on during postoperative day 1?
3. We suggest considering to additionally use the SPOSA score which was recently published in order to classify patients according to OSA risk (Shin C et al. BMC Anesthesiology 2017). Advantage is you can apply this to bigger observational cohorts without measuring neck circumference etc.
4. Maybe you can better justify the patient flow. The SATISFY-SOS study aims to enroll 36000 patients. Please provide information that helps understand as to why you expect to have complete data for ~1300 patients only. Looks like you also want to use data from two other studies additionally with enrollment targets of additional 600 and 1200 patients?
5. How do you account for patients with undiagnosed OSA that may have been treated with CPAP for other respiratory diseases such as COPD, acute lung injury, neuromuscular disorders etc.?
6. Statistical models:
 1. Confounder control: Please consider including comorbidities such as COPD, asthma and neuromuscular disorders in the context of higher risk for intraoperative hypoxemia or respiratory failure; duration of surgery/time under anesthesia in addition to surgery type and some type of measure for procedural complexity such as a risk quantification score (see PSS for Morbidity or Mortality) into your statistical model
 2. For sure you should control for age and BMI
 3. Consider including pre-prescribed drugs especially neuroleptics/antipsychotics if you can get these data
 4. Perhaps also consider accounting for different anesthetic protocols used during surgery such as TIVAs, volatile anesthetics, opioid use, ketamine use
 5. Did you consider using multiple imputation methods for missing data?
 6. We like the suggested sensitivity analyses.

Is the rationale for, and objectives of, the study clearly described?

Yes

Is the study design appropriate for the research question?

Yes

Are sufficient details of the methods provided to allow replication by others?

Yes

Are the datasets clearly presented in a useable and accessible format?

Yes

Competing Interests: No competing interests were disclosed.

We have read this submission. We believe that we have an appropriate level of expertise to confirm that it is of an acceptable scientific standard, however we have significant reservations, as outlined above.

Author Response 04 Jun 2018

Patricia Strutz, Washington University in St. Louis School of Medicine, USA

Thank you, Dr. Eikermann and Dr. Timm, for your feedback on our study protocol. We sincerely appreciate your time and thoughtful suggestions. Along with submitting our revised protocol, we directly address your suggestions and questions below.

1. Please address the question as to whether the patients are studied from a historical cohort. If so, how do you control for the effects of previously studied interventions (e.g. effect of anesthetic protocols on postoperative delirium in the ENGAGES study; effects of ketamine treatment on postoperative delirium and pain (PODCAST study)) ?

We have included more details about our cohort under the "Study Design" section. Briefly, yes the patients are studied from a historical cohort, and we have improved our model to adjust for randomization group from the previously studied interventions. Although the PODCAST trial did not have significant findings, we agree that controlling for group allocation provides a more robust analysis.

1. How do you discriminate between lingering medication effects and delirium early on during postoperative day 1?

We have added details regarding our delirium assessments under "Data collection: Delirium assessment method." All POD 1 assessments were administered in the afternoon between 1pm and 8pm. Patients were assessed on POD 0; however we are excluding these assessments because of potential lingering general anesthetic effects. We are also now adjusting our model for the use of certain medications, such as preoperative midazolam, median volatile anesthetic concentration (converted to minimum alveolar concentration [MAC] equivalents), intraoperative ketamine, and intraoperative opioids (converted to morphine equivalents in mg).

1. We suggest considering to additionally use the SPOSA score which was recently published in order to classify patients according to OSA risk (Shin C et al. BMC Anesthesiology 2017). Advantage is you can apply this to bigger observational cohorts without measuring neck circumference etc.

Thank you for this suggestion! We are unable to incorporate the SPOSA score for this cohort because of limiting factors with electronic medical data. However, we are excited about this new model and the ability to classify OSA risk in larger cohorts, especially when neck circumference is unavailable.

1. Maybe you can better justify the patient flow. The SATISFY-SOS study aims to enroll 36000 patients. Please provide information that helps understand as to why you expect to have complete data for ~1300 patients only. Looks like you also want to use data from two other studies additionally with enrollment targets of additional 600 and 1200 patients?

We have included more details about patient flow under the "Study Design" section. We now hope to include all 1200 patients from the ENGAGES trial. Of the ~600 patients in the PODCAST study, we will include those patients recruited through Washington University in St. Louis (roughly 100 patients). Although SATISFY-SOS aims to enroll a large number of patients, only 200 of those patients received daily inpatient delirium and pain assessments.

1. How do you account for patients with undiagnosed OSA that may have been treated with CPAP for other respiratory diseases such as COPD, acute lung injury, neuromuscular disorders etc.?

The data to classify patient reported CPAP use comes from routine questions that are part of our OSA screening done in our pre-operative clinic. Specifically, we ask patients who have been

diagnosed with OSA if they are prescribed CPAP (or an alternative OSA PAP treatment) and if they use their CPAP. Unfortunately in this study, we are unable to account for patients with undiagnosed OSA who may have been treated with CPAP for other respiratory diseases. This has the potential to decrease any difference in outcomes we may see between the study groups and bias our findings towards the null hypothesis (H_0 = no difference in outcomes between the groups). This would be a limitation of our secondary sub-group analysis, which we would discuss in our manuscript.

1. Statistical models:

1. Confounder control: Please consider including comorbidities such as COPD, asthma and neuromuscular disorders in the context of higher risk for intraoperative hypoxemia or respiratory failure; duration of surgery/time under anesthesia in addition to surgery type and some type of measure for procedural complexity such as a risk quantification score (see PSS for Morbidity or Mortality) into your statistical model
2. For sure you should control for age and BMI
3. Consider including pre-prescribed drugs especially neuroleptics/antipsychotics if you can get these data
4. Perhaps also consider accounting for different anesthetic protocols used during surgery such as TIVAs, volatile anesthetics, opioid use, ketamine use
5. Did you consider using multiple imputation methods for missing data?
6. We like the suggested sensitivity analyses.

Thank you for these suggestions- they have helped us improve our statistical models. We will include COPD, asthma, and anesthesia time in minutes; however we will not be able to include history of neuromuscular disorders or pre-prescribed drugs. Additionally, we will adjust our models for medications used during surgery. We are still hopeful to include age and BMI, but collinearity may prevent us from incorporating these variables independently. We will explain any statistical limitations in the manuscript. Again, thank you for your time and your suggestions!

Competing Interests: none

Referee Report 29 March 2018

doi:[10.5256/f1000research.15295.r32028](https://doi.org/10.5256/f1000research.15295.r32028)



Jean Wong¹, **Frances Chung**²

¹ Department of Anesthesia, University of Toronto, Toronto, ON, Canada

² University Health Network, University of Toronto, Department of Anesthesia, Toronto Western Hospital, Toronto, ON, Canada

This study proposes to retrospectively examine data previously collected from 3 prospective studies to test whether OSA is an independent predictor of postoperative delirium and acute postoperative pain severity.

The study is described as 'observational' however, the study examines data that was already collected, and so I believe the title should be adjusted to reflect this a retrospective study.

The incidence of delirium varies depending on the type of surgery and is lower than 20% for some

elective surgeries. The type of surgery included should be mentioned.

Whether the patients may have a history of chronic pain should be included. As well, although the patients had a history of using CPAP, ideally, whether the patients were compliant with the use of CPAP while in hospital and the number of hours of CPAP use should be reported.

Is the rationale for, and objectives of, the study clearly described?

Yes

Is the study design appropriate for the research question?

Yes

Are sufficient details of the methods provided to allow replication by others?

Yes

Are the datasets clearly presented in a useable and accessible format?

Not applicable

Competing Interests: No competing interests were disclosed.

We have read this submission. We believe that we have an appropriate level of expertise to confirm that it is of an acceptable scientific standard.

Author Response 04 Jun 2018

Patricia Strutz, Washington University in St. Louis School of Medicine, USA

Thank you, Dr. Wong and Dr. Chung, for your feedback on our study protocol. We sincerely appreciate your time and thoughtful suggestions. Along with submitting our revised protocol, we would like to directly address some suggestions. We will be including type of surgery as an independent variable in our regression models, and we will also be adjusting our analysis for a history of chronic pain. We agree with your suggestion to report hospital CPAP use. Unfortunately, we do not have that information available to us and are unable to provide a more robust measure of CPAP adherence- a limitation we would discuss in our manuscript. Again, thank you for your time.

Competing Interests: none

The benefits of publishing with F1000Research:

- Your article is published within days, with no editorial bias

- You can publish traditional articles, null/negative results, case reports, data notes and more
- The peer review process is transparent and collaborative
- Your article is indexed in PubMed after passing peer review
- Dedicated customer support at every stage

For pre-submission enquiries, contact research@f1000.com

F1000Research