

Photoperiodism and Genetic Control of the Long Juvenile Period in Soybean: A Review

Deonísio Destro*¹, Valéria Carpentieri-Pípolo², Romeu Afonso de Souza Kiihl³ and Leones Alves de Almeida³

¹ Departamento de Agronomia, Universidade Estadual de Londrina, Caixa Postal 6001, CEP 86051-990 Londrina, PR, Brasil.

² Idem, e-mail: pipolo@uel.br. ³ Empresa Brasileira de Pesquisa Agropecuária (EMBRAPA) / Centro Nacional de Pesquisa de Soja (CNPSoja), Caixa Postal 231, CEP 86001-970 Londrina, PR, Brasil. (* Corresponding Author. E-mail: ddestro@uel.br)

ABSTRACT

Soybean (*Glycine max* (L.) Merrill) is a short day plant that flowers when days are shorter than the maximum critical value, and this period is specific for each genotype. Soybean sensitivity to photoperiodism determines the limits of the sowing period for a latitude and hinders adaptation to wider ranges of latitude. The long juvenile period (LJP), which delays flowering under short day conditions, has been identified in soybean cultivars. The introduction of the LJP characteristic in soybean has made its cultivation possible in regions with latitudes lower than 15°. Knowledge of the controlling genetic mechanisms of this characteristic can help in the development of soybean genotypes for lower latitudes with greater adaptation to sowing periods within the same latitude. Some conclusions about the genetic LJP control in soybean were reached from the present review: a) plants with LJP have a lower development rate for flowering, resulting in the lengthening of the vegetative period; b) the LJP characteristic has a direct influence on plant photoreceptivity and flowering induction; c) the genetic control of flowering time in short days is determined by a different and independent genetic system from that which determines long day flowering time; d) late flowering under short day conditions is a quantitative characteristic controlled by recessive genes, and it is believed that one to five main genes control flowering. Genotypes with a single pair of recessive alleles did not have LJP.

KEY WORDS: Long juvenile period, Breeding for low latitudes, *Glycine max*.

INTRODUCTION

Many soybean development processes are related to daylight which has two important functions: soybean photosynthesis and photoperiodism. Photosynthesis is influenced by daylight intensity while photoperiodism is associated with daylight length. Photoperiodism deals with the effect of daylight on flowering induction. The photoperiod refers to the number of daylight hours per day. When not exposed to daylight for a determined number of days, flowering and fructification bearing are affected in many species.

Soybean plants flower when days are shorter than the maximum critical value, and this period is specific for each genotype. Consequently, soybean is a short day plant. Soybean sensitivity to photoperiod determines sowing period limits for

a latitude and hinders adaptation to wider ranges of latitude.

According to Hymowitz (1970), the soybean originated and was domesticated in China, in regions between 30° and 45° North latitude. Commercial soybean cultivation was limited by photoperiod barriers until the end of the 1960s and it was restricted to regions with latitudes greater than 22°. The photoperiod barrier was broken only in the late 1970s, with the introduction of the long juvenile period trait, and mechanized soybean cultivation could finally be carried out in regions with less than 15° latitude (Neumaier and James, 1993).

Soybean breeding programs for low latitudes opened the way for commercial soybean cultivation in the fallow (dry period or winter). Nowadays it

is possible to cultivate soybean in the Savannah region where there are no frosts with irrigation in the fallow (Spehar et al. 1993).

The “cerrados” of Brazil are typical low-latitude tropical savannah areas in which agriculture is limited by low soil fertility, pH and high concentrations of aluminium. The introduction of soybean into these areas has depended on the selection of cultivars carrying strategic alleles which determine few key characteristics such as late maturity, high aluminium tolerance and calcium-use efficiency. Identification of the LJP and selection of genotypes in which this stage is prolonged are recognized as key components in the systematic exploitation of plant yield potential. New screening techniques have revealed that these savannah-adapted genotypes also carry alleles for high-Al and low-Ca tolerances, which allow deep rooting in plants and, consequently, drought tolerance. The combination of these favourable characters is essential to the development of sustainable agriculture in the “cerrados” (Spehar, 1995).

Brazil is a pioneer in soybean cultivation in regions with latitude less than 20°. The participation of the Central-Western Region, including the state of Bahia, in the Brazilian cultivated area increased from 5.54% in the 1973/74 harvest to 39.00% in the 1992/93. The participation of this region in the Brazilian total production increased from 5.15% to 40.00% in these 19 years (Roessing and Guedes, 1993).

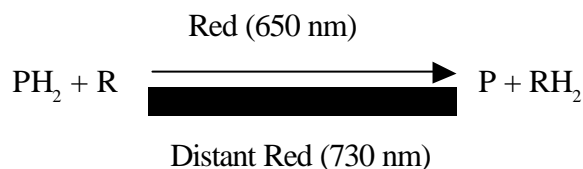
The long juvenile trait (LJP) is extremely convenient to use in breeding programs and has been used intensively in Brazil and in other countries. Greater knowledge of the controlling genetic mechanisms of this characteristic can help the development of soybean genotypes for low latitudes and for more flexible sowing periods.

This revision was carried out to help soybean breeding programs which deal with photoperiodism and genetic control of the long juvenile period.

SOYBEAN PHOTOPERIOD RESPONSES

The soybean is considered a Short Day Plant (SDP) of the quantitative photoperiod response type. However, there is a large variation in the photoperiod demands among existent cultivars. The dark period length is the factor that controls flowering induction. This stimulus originates in the leaf and moves rapidly towards the meristems via phloem (Hicks, 1978). Besides growth, the photoperiod affects maturity, plant height, seed weight, and number of pods, branches, nodes, etc...

The photoreaction involved in the photoperiodic induction can be outlined as follows (Vince-Prue, 1975 apud Gandolfi and Müller, 1981):



The leaf pigment that absorbs radiation is of the phytochromatic type and it is indicated in the outline as PH_2 . Under a red light, it reacts with another R component, a hydrogen receptor, changing into a P pigment. However, under distant red radiation, the opposite occurs with the equation. Therefore, at the end of a clear day, great part of the pigment is under the active P form. During the dark period (night period), this active form starts to revert to pigment PH_2 by a thermal reaction. As the two wavelengths are responsible for opposite responses, the quality of the light used on the plants is of extreme importance. Thus the use of fluorescent tubes, practically without the distant red component, normally asks for incandescent light complementation.

A short exposition to the distant red radiation at the end of the day increases stem and leaf stalk/petiole elongation. Working with the Ramsom cultivar, Thomas and Raper Jr (1985), observed that the elongation of the internodes and main stem was significantly greater when plants had been

exposed to incandescent lighting (high quantity of infra-red radiation) for 0,5 hrs at the end of the day than when they had been exposed to fluorescent lighting (high quantity of red radiation).

Critical day length or critical photoperiod is the duration of the lighting period under which the plant is induced to flower. Critical photoperiod determines plant change from vegetative to reproductive periods (flowering). Cultivar critical photoperiod decreases progressively from high to low latitudes (Fehr, 1987). The interaction between the photomorphogenic effects and those effects due to photosynthesis is a complex one. For instance, plants that flower early due to short photoperiods seldom develop normal height and foliage areas. Maturation can be delayed and grain production can be affected due to reduction in photosynthesis.

Based on their adaptation and maturation responses to the environment, cultivars have been classified in the USA into thirteen maturity groups (OOO to X). Cultivars from the same group have different development rates and can mature in different periods. The amplitude of the number of days for maturity within the same group but in different environments can reach up to three weeks. Early maturity cultivars belong to the OOO group which has longer critical photoperiods adapted to temperate regions. The X group comprises late maturity cultivars which are more sensitive to photoperiodism and better adapted to tropical regions (Fehr, 1987).

The latitude effect

Whenever a cultivar is sowed in the Northern Hemisphere, to the South of its adaptation area, it flowers and matures earlier due to the fact that the length of the critical night period for the flowering onset occurs earlier as well. Whenever sowed in the North, flowering and maturing are delayed; however, the opposite happens in the Southern Hemisphere. Thus the classification by maturation groups is not valid when region latitude is not mentioned.

In Figure 1, daylight length is represented with greater brightness than that of a candle-foot (10.7 lux) for 10°, 20° and 30° South latitude, and they are related to the months of the year (Berlato, 1981). Whenever sowed at 20°, a cultivar under a 14,0 hrs critical photoperiod will flower after December 22. However, if sown at 30°, flowering will occur in early February when the photoperiod reaches a critical value below that in which flowering induction can occur. If sowed at 10°, induction days occurs since the beginning of its cycle. The figure 2 is similar to Figure 1 since it shows Northern Hemisphere and Southern Hemisphere locations correspondence (Myasaka et al., 1981).

Whigham (1976) worked with 20 soybean cultivars sowed in twelve areas representing four latitude zones. The results of his experience are summarized in Table 1. These results led to the conclusion that the number of days to flowering and maturation increases as latitude increases while yield decreases.

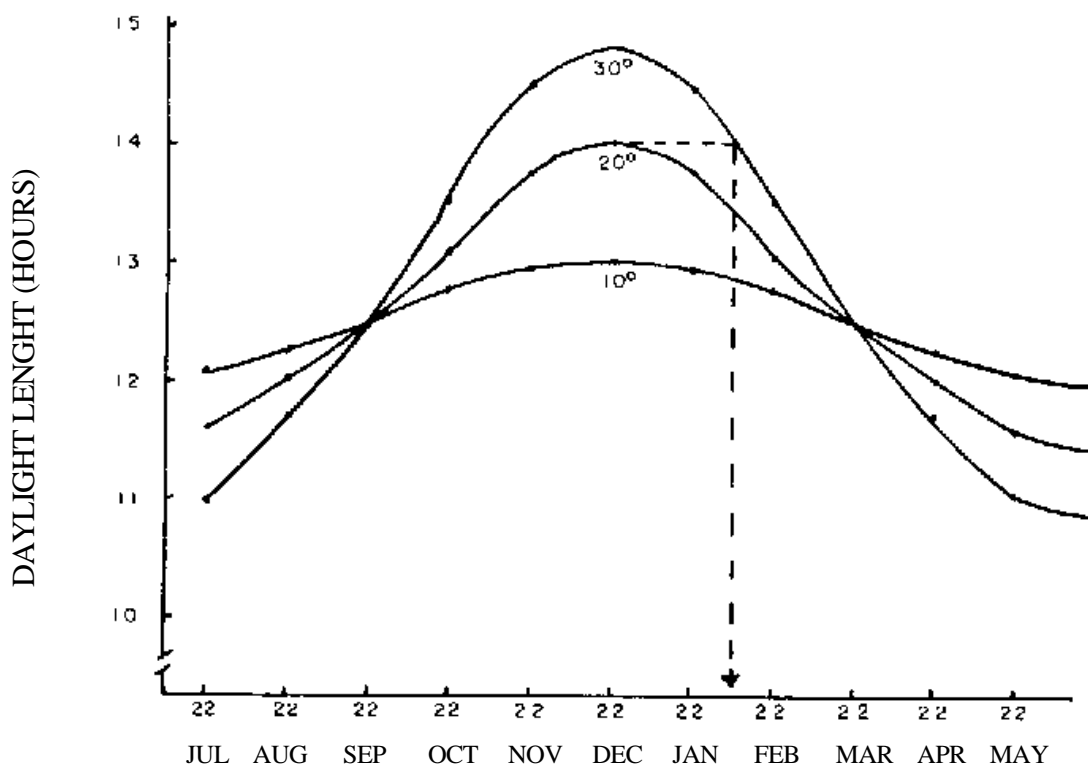


Figure 1 - Relationship between latitude and daylight length (light intensity > 10,7 lux) during the Southern Hemisphere soybean growth season (Berlato, 1981).

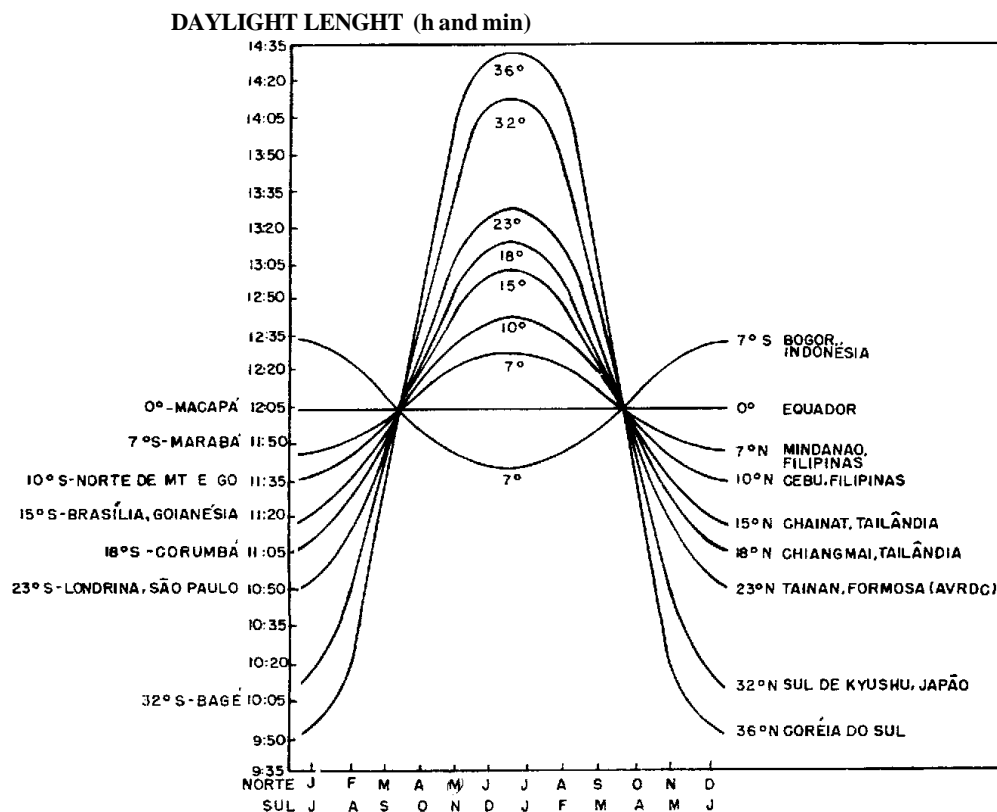


Figure 2 - Daylight length amplitude in different Asian locations in the Northern Hemisphere and locations with latitude correspondent to that found in Brazil (Miyasaka et al., 1981).

Table 1 - The behavior of six soybean cultivars in different latitudes with altitude lower or equal to 500 meters (based on Whigham, 1976).

Cultivar	Maturation Group	Latitude 10°59'			Latitude from 11° to 20°59'			Latitude from 21° to 30°59'		
		Days to Flowering	Days to Maturing	Yield (kg/ha)	Days to Flowering	Days to Maturing	Yield (kg/ha)	Days to Flowering	Days to Maturing	Yield (kg/ha)
Willians	III	29,1	86,8	1965	32,5	94,1	1726	32,6	97,2	1538
Hill	V	32,1	86,1	1646	38,2	98,0	1532	40,3	98,3	1310
Davis	VI	32,1	92,1	1950	38,0	103,3	1712	38,9	103,9	1329
Bragg	VII	30,7	89,7	1851	34,5	100,2	1511	35,5	101,6	1483
Hardee	VIII	33,1	93,4	2047	40,1	104,4	1928	37,5	95,9	1490
Jupiter	IX	37,3	102,9	1512	43,2	116,1	1552	-	-	1583
Average		32,4	91,8	1828	37,8	102,7	1660	37,0	99,4	1456

Photoperiodism variations within the same location increase as latitude increases (Table 2). Thus, the greatest photoperiodism amplitude to 10° latitude

is of 1 h and 10m. However, it changes to 6 hs and 55 m at 45° latitude.

Table 2 - Relationships between Latitude and Effective Photoperiod by calendar date in several latitudes (modified from Whigham and Minor, 1978).

Degrees Latitude	Effective Photoperiod							
	20 Dec ^{1/}		20 Sep ^{1/ and 2/}		20 Jun ^{1/}		Maximum	
	20 Jun ^{2/}		Or 20 Mar		20 Dec ^{2/}		Difference	
	hr	min	hr	min	hr	min	hr	min
10	12	20	12	52	13	30	1	10
15	12	00	12	55	13	50	1	50
20	11	42	12	58	14	10	2	28
25	11	28	13	00	14	30	3	02
30	11	10	13	00	15	00	3	50
35	10	52	13	08	15	40	4	48
40	10	30	13	12	16	15	5	45
45	10	08	13	12	17	03	6	55

^{1/} Northern Hemisphere

^{2/} Southern Hemisphere

THE SOWING PERIOD EFFECT

There are seasonal variations in each particular location; therefore, plants are submitted to different sowing periods with different photoperiods. Consequently, the sowing period is the most important cultural factor in the production of soybean (Sacco, 1975). Among the many effects the sowing period has on soybean development, its effect on the cultivar total cycle is the most significant. In Rio Grande do Sul State, both long cycle cultivars and medium/early cycle cultivars present, in general, maximum length cycles when sowed in the first half of October. From then on, a delay in sowing will reduce the total cycle due to the decrease in the length of the several development sub-periods, mainly between emergence and flowering, sub-period responsible for the greatest cycle reduction. This reduction is more intense in late and medium cycle cultivars.

Plant height and the first pod insertion are also affected by the sowing period. They are reduced whenever sowing is anticipated or delayed. The

effect is stronger on late cultivars. Long cycle cultivars sowed too early but under favorable conditions have intense growth; however, they are subject to shattering. Quality, size and seed composition are also affected. High temperatures and humidity during seed development affect quality and promote fungi growth. As for the maturation period, they affect seed quality sometimes causing pod germination. High temperatures under dry conditions may interrupt maturation producing small, greenish and wrinkled seeds. In general, sowing done prior or after the best sowing period results in production decrease in all cultivars. There is greater grain yield reduction in the early cultivars when sowed late (Sacco, 1975).

In the “cerrados”, the Santa Rosa (semi-late) and Paraná (early) cultivars have behaved better when sown in the second half of October. Late October up to the first half of Nov is the best sowing period for IAC-2 when plant height is satisfactory for mechanical harvesting besides the reduction in yield (Table 3) (Spehar et al., 1981).

Table 3 - Grain yield, plant height and cycle of three cultivars sowed in different periods at CPAC-DF 1976/77. Approximate latitude: 16°S (Spehar et al., 1981).

Sowing Date	Grain Yield (kg/ha)			Height of the Plant (cm)			Cycle (days)		
	IAC-2	Santa Rosa	Parana	IAC-2	Santa Rosa	Parana	IAC-2	Santa Rosa	Parana
15 October	2727	3210	2146	82	50	35	131	122	107
29 October	1884	2700	3184	85	60	60	126	120	98
12 November	2365	2460	2512	65	55	55	118	113	109
26 November	1441	2011	1790	70	45	40	149	121	98
10 December	1149	1166	1051	65	50	37	149	141	94
24 December	1160	1151	646	25	25	30	126	133	115
07 January	641	989	546	20	20	20	114	119	92

Tomkins and Shipe (1997) conducted a field study using two LJP cultivars and four elite LJP Florida strains at Blackville and Pendleton, South Carolina, to examine the performance of LJP genotypes at different sowing dates. Sowing dates were early (late April), normal (late May), and late (late June) in 1993 and 1994. The LJP genotypes showed neither genotype x sowing dates nor genotype x location interactions for seed yield or seed quality, indicating consistency of genotype performance across environments. In general, LJP genotypes showed superior photoperiodic adaptation to different sowing date environments.

FACTORS INFLUENCING SOYBEAN RESPONSE TO PHOTOPERIOD

Several factors influence response to photoperiodism and they are discussed next.

Juvenile period

The period between emergence and flowering may be divided into at least three phases for the majority of species: 1) the pre-inductive phase when the plant is insensitive to the photoperiod, that is, its development is not affected by the photoperiod; 2) the inductive phase, when the plant is sensitive to the photoperiod, that is the development rate is influenced by the photoperiod; and 3) the post-inductive phase, where the plant is again insensitive to the photoperiod (Roberts and Summerfield, 1987; Wilkerson et al., 1989; Ellis et al., 1992). The pre-inductive phase is also known as youth or the juvenile period. As the juvenile phase is insensitive to the photoperiod, soybean genotypes with a long juvenile period characteristic have late flowering even under short photoperiod conditions and low latitudes.

According to Kiihl et al. (1983), in the initial studies on the long juvenile period under short day conditions carried out in Brazil, breeders, looking for materials with a long juvenile period, used alleles from the PI 240664 line, introduced from the Philippines. The program coordinated by Kiihl and collaborators was to develop cultivars for sowing in 15° of latitude with flowering from 45 to 55 days after emergence and maturity at 110 to 140 days.

Nogueira and Miranda (1989) studying the flowering behavior differences in the UFV-1, IAC-8, D77-11244 and Santa Maria soybean cultivars, which have a similar cycle, concluded that, with the exception of the UFV-1, they had a long juvenile period. The authors concluded that the cultivars had different flowering behavior and that winter sowing clearly defined their behavior.

Miranda et al. (1990), who were developing soybean cultivars with greater yield capacity and better adaptation to São Paulo State, carried out hybridization among genetic material with genes for long juvenile period, including Paraná, Davis, Hardee, Hill and Santa Rosa cultivars. As a result, the IAC-15 cultivar was released. This cultivar carried the LJP alleles from Paraná and Davis, and exceeded the other genotypes in plant height and yield.

It is necessary to determine precisely how many days there are in the vegetative growth phase before the inductive period is reached and flowering begins to identify cultivars with a long juvenile period (Collinson et al., 1993). Therefore, experiments were carried out using inductive and non-inductive photoperiods. Plants which germinated under one of the photoperiods were transferred to the other at regular intervals and vice-versa. Thus it was possible to determine the duration of the juvenile period, named the pre-inductive phase, and the inductive period, for four genotypes: UFV-1 (responsive to photoperiod and early), G2120 (responsive to photoperiod and late), Biloxi (early flowering under short days) and CPI 104521 (previously considered as a carrier of the long juvenile period). The results were 11.2, 32.7, 11.9 and 18.6 days for the juvenile period, respectively. Besides the longer juvenile period, G2120 and CPI 104521 also flowered later under the inductive photoperiod.

Among the recommended cultivars for low latitude regions (less than 12° South latitude), which includes the Northern and Northeastern Brazilian states, the Tropical, BR-11 (Carajás) and the BR-10 (Teresina) cultivars have been the most sowed.

The Tropical cultivar has a total cycle of 115 to 125 days in areas between zero and 15° of latitude. The yield is approximately 2,200 kg/ha, where there is good soil fertility and rainfall distribution (Kiihl et al., 1981).

The BR-10 (Teresina) and BR-11 (Carajás) cultivars are both F₆ offsprings from the cross UFV-1 x IAC73-2736-10, carried out in 1974. The breeding line IAC 73-2736-10 is a selection which corresponds to a natural mutation in Hardee cultivar, and has late flowering under short day conditions. The yield of the BR-10 (Teresina) cultivar is on average 19% greater than that of the 'Tropical', and, under favorable environments, may yield more than 3,000 kg/ha. With a 130 days of total cycle, it was a new option for the Brazilian low latitudes, as it flowers ten days later than the 'Tropical'. The 'BR-11 (Carajás)' has about 140 days of total cycle and was a new option for Brazilian low latitudes, as it flowers ten days later than the 'BR-10 (Teresina)' and 20 days later than the 'Tropical' (Almeida et al., 1984; Bays et al., 1984).

Farias Neto (1987) studied soybean genotype behavior and variability in summer and winter sowing periods. The author concluded that the incorporation of alleles for long juvenile period in the cultivars became a promising strategy to neutralize sowing period and /or low latitudes effects on soybean genotype behavior.

According to Neumaier and James (1993), the photoperiod barrier was broken only at the end of the 1970's with the introduction of the long juvenile period characteristic. Afterwards, mechanized soybean could finally be sowed in the equatorial region. They presented examples of soybean cultivars released in tropical and subtropical regions and their respective adaptation latitude: FT-Cristalina (15°-20°); Tropical (less than 15°); Doko (15°-20°); Paranagoiana (less than 20°); BR-9 (Savana) (15°-20°); BR-10 (Teresina)(less than 15°); BR-11 (Carajás) (less than 15°); EMGOPA 303 (less than 20°); BR-15 (Mato Grosso) (15°-20°); BR-27 (Cariri) (less

than 15°); BR-28 (Seridó) (less than 15°) and EMBRAPA 9 (Bays) (less than 15°). These authors further report that when exposed to short days, soybean cultivars with a long juvenile period remain vegetating for a longer period than traditional cultivars, and may flower earlier than traditional cultivars under long days. Brazilian cultivar values for the juvenile period and number of days to flowering, respectively, are as follows: Paraná: 10.4 and 37.5; OCEPAR 8: 8.7 and 35.8; OCEPAR 9: 23.3 and 48.5; Paranagoiana: 25.1 and 58.0; IAS-5: 9.0 and 34.0; Bragg: 9.7 and 34.3; BR-27 (Cariri): 26.5 and 56.0; BR-15 (Mato Grosso): 12.5 and 37.0.

Although the long juvenile period has been widely used in Brazil after countries such as Australia and the USA, its physiological mechanism remains little understood. Sinclair and Hinson (1992) have suggested that the juvenile characteristic is given by a lower development rate to flowering. It is not clear whether the characteristic establishes a true juvenile phase or if it simplifies conditions, reducing the sensitivity to the photoperiod so that a longer photothermal period occurs before flowering is induced. It is not understood how temperature adjusts (models) the expression of this characteristic and how the genetic background influences these relationships. Such information could help clarify and make the use of the juvenile period more effective in soybean breeding (Neumaier and James, 1993).

Sinclair and Hinson (1992) studied the effect of the quantity of light, temperature and photoperiod length on isogenic lines with and without LJP derived from the PI 159925 genotype. They concluded that the lines with LJP have greater critical photoperiods than the normal ones. The lines with LPJ developed less under a 15 hour photoperiod. The LJP characteristic has a direct influence on photoreception and floral induction. These authors suggest that either the allele for LJP determines the reduction of photoreceptive activity or the production of an inhibitor which delays the quantity of photoreceptors.

Flowering time genetics and the juvenile period:

In studies under long day conditions, the days-to-flowering trait in soybean has been considered a quantitative inherited trait (Shanmugasundaram, 1978b). However, under short day conditions, the late flowering trait is controlled by a few recessive alleles, and may be transferred to a breeding program under short day conditions, using a moderate sized plant population (Kiihl, 1976; Shanmugasundaram, 1978a).

Woodworth (1923) carried out the first studies on the effect of main genes on the control of days to flowering in soybean. The author found that the number of days to flowering was intimately linked to plant size. The F_2 generation segregated at each three tall plants with late flowering to one short plant with early flowering .

Owen (1927) found that maturity in the cross between the Black Eyebrow and J-5 cultivars was affected by a simple main gene. He was unable, however, to show clearly the proportion 3:1, but even so he named the gene E/e . Further studies followed discussing other aspects of the time-to-flowering inheritance and maturity in soybean. Veatch (1930) found that time to flowering was closely linked to time to maturity and further showed that late flowering was dominant over early flowering.

The participation of a few main genes in the manifestation of flowering was also shown by Singh and Anderson (1949). These researchers studied maturity inheritance in the F_2 and F_3 generations from six crosses whose parents varied from 85 to 140 days to maturity. They managed to recuperate the parental types in the F_2 generation with a relatively small population.

Transgressive segregation for flowering and maturity was also observed by Weber and Moorthy (1952). The results from three crosses led them to conclude that few genes were involved, and that transgressive segregation, in both directions, was caused by the effects of modifying genes.

However, Bernard and Weiss (1973) were the first to detail the effect of main genes on the control of flowering time in soybean. These authors studied the genotypes of individual plants from the F_2 generation from crosses among isogenic lines in the Clark cultivar, to which the alleles that control maturity had been transferred. The genotype of each F_2 plant was confirmed by the study of the F_3 and, in some cases, F_4 progenies. They concluded that there were two pairs of independent genes affecting time to flowering and time to maturity, the E_1/e_1 and the E_2/e_2 . Both dominant alleles determine late flowering. According to Bernard and Weiss (1973), the gene with which Haque (1964) was working was the E_1/e_1 , and the L 6-2132 A14 line was practically identical to the Clark cultivar, as it came from the same F_4 line. The E_1 allele, according them, is present in the majority of the cultivars from the Southern United States, while the e_1 is common in cultivars from the North.

Buzzell (1971) clarified the genetic effect on time to flowering and on sensitivity to light quality. The author identified the E_3/e_3 gene while working with the Blackawk x Harosoy 63 cross, which, besides giving either sensitivity or insensitivity to artificial fluorescent light, affects the days to flowering and to maturity in the field. The dominant E_3 allele is responsible for the sensitivity to light and for late maturity. The recessive e_3 allele gives insensitivity to the fluorescent light and determines early maturity under field conditions. This recessive allele is more frequent than its dominant allele in cultivars from the 00, 0 and I maturity groups, while the contrary was found in the cultivars from the II to VIII groups. This indicates that the e_3 allele performed an important role in the development of extremely early soybean cultivars.

Kilen and Hartwig (1971) found that the Lee and Hill cultivars are insensitive to light quality, while the Dorman and the Arksoy are classified as sensitive. They observed that the time to flowering segregation for the F_2 generation from the Dorman X Hill and Arksoy X Lee crosses were in the

proportion of three late and insensitive to light quality plants to one early and light sensitive plant, when developed under fluorescent light. Tests for allelism carried out by Buzzell and Bernard (1975) showed that the E_3/e_3 gene is the same as that referred by Kilen and Hartwig (1971) and different from the E_2/e_2 gene.

In Japan, Thseng and Hosokawa (1972) identified two pairs of genes, symbolized by AABB, which control flowering in the Sangowase and Harosoy cultivars. The genes had intra and inter allelic interactions for days to flowering and additive effects for days to maturity.

Chaudhary and Singh (1974) assessed seventeen F_1 families involving eight promising soybean cultivars to find natural heterosis. All the hybrids were earlier than the parents, with the exception of the Bragg X Pickett and Bragg X Hood crosses, which did not differ significantly from the parents. The authors concluded that, in general, hybrids were intermediary from the parents, but there was no manifestation of heterosis in the days-to-flowering trait.

Buzzell and Voldeng (1980) found the presence of a fourth gene, named E_4/e_4 , related to flowering in soybean when studying segregants involving the PI 297550, a genotype insensitive to the photoperiod. According to them, the recessive e_4 allele is responsible for insensitivity to day length.

McBlain (1985) and McBlain and Bernard (1987) described a fifth gene which controls flowering soybean. The authors used 'Harosoy' isogenic lines. The dominant allele E_5 , like all the other genes identified under long day conditions, was transferred from PI 80 837 to the Harosoy isogenic line which determines late flowering. The E_5/e_5 gene is different from the E_1/e_1 , E_2/e_2 , E_3/e_3 , and E_4/e_4 according to allelism tests.

In previous studies, Kiihl (1976), Hartwig and Kiihl (1979), Tisseli Junior (1981) and Toledo and Kiihl (1982a; 1982b) found that time to flowering and maturity genetic control in soybean under short day conditions is different from that under long day

conditions. These researchers found that late flowering is controlled by recessive genes under short day conditions. The number of genes involved varies according to the genotypes studied, and the presence of one to five main genes controlling flowering time in soybean was considered.

Toledo et al.(1993; 1994) studied the genetic control of flowering in soybean genotypes under three photoperiods. Four soybean parents, including three with conventional type of response to photoperiod (BR85-29009, FT-2 and BR-13) and one long juvenile trait carrier (OCEPAR 8), were crossed in all combinations, including reciprocals. Significant dominance, epistasis and genotype x environmental effects were detected. Genes controlling classical and long juvenility combined freely. Intermediate responses between the typical classicals and typical long juvenile type were also observed in all cases. Such responses are only possible through the recombination of various genes of a single system.

Gilioli (1979) studied the total cycle of natural soybean mutants and their original genotypes in photoperiods of 10h:56m and 13h:21m hours. The natural mutants were: UFV-1 (from Viçoja cultivar); IAC74-2736-10 (from Hardee cultivar); PR77-10001 (from OC73-2338 breeding line) and Paranagoiana (from Paraná cultivar). The author concluded that all the LJP genotypes studied originated from a single gene mutation in their respective original genotypes. The days to flowering trait in the mutants Paranagoiana, PR77-10001 and IAC74-2736-10 are controlled by the recessive ta_1 allele, and the mutations probably occurred in the same locus. However, for the UFV-1 mutant, the mutation must have occurred in another locus or the action of the mutant allele was intensely affected by the interaction with other genes.

Kiihl (1988), in a personal communication with Destro (1991), referred to the genetic control of the long juvenile trait in natural soybean mutants obtained in Brazil. The genotypes and their respective gene pairs are: Paranagoiana (1 recessive gene); SS-1 (1 recessive gene); BR-23

(2 recessive genes); Tropical (n); Doko (n, not all the genes are from Tropical); BR 83-147 (unknown).

Bonato (1989) studied a diallel involving the original cultivar Paraná and the natural variants Pirapó 78, SS-1 and Paranagoiana to determine days-to-flowering inheritance. The author concluded that the additive action was more important than the dominance for the days-to-flowering characteristic. The mutations which form the Paranagoiana and the SS-1 cultivars were recessive and occurred at the same locus in the Paraná cultivar. The author proposed the designation Es_1 for the allele in this locus in the Paraná cultivar, es^a_1 for the allele in the Paranagoiana mutant and es^b_1 for the allele in the SS-1 mutant. The Pirapó-78 mutant differed from the others with a second gene known as Es_2 , and the es_2 allele was present in the mutant Pirapó 78. The genotypes for time to flowering and maturity in the four cultivars are: Paraná ($Es_1Es_1Es_2Es_2$); Paranagoiana ($es^a_1es^a_1Es_2Es_2$); SS-1 ($es^b_1es^b_1Es^2Es^2$) and Pirapó 78 ($Es_1Es_1es_2es_2$).

Derbyshire et al. (1990) studied the natural variants Paranagoiana, SS-1 and Pirapó-78, which are considered mutants of the soybean cultivar Paraná. The electrophoretic profiles of the total protein, acid phosphatase, alcohol dehydrogenase, esterase, malic dehydrogenase, peroxidase and urease of seed extracts of the four cultivars were determined. These did distinguished the natural variants Paranagoiana and SS-1 from the original cultivar Paraná. However peroxidase, esterase and malic dehydrogenase profiles of the natural variant Pirapó-78 were different from the respective profiles of the original cultivar Paraná. The data are consistent with the origin of the natural variants Paranagoiana and SS-1 by mutation, but suggest a different origin for Pirapó-78.

Bonato and Vello (1999) studied inheritance in natural variants from the Paraná soybean cultivar, developed under photoperiodic conditions ranging from 13 h 31 min daylight at sowing to 14 h 23 min, 59 days afterwards. Results indicated that

early flowering and maturity are controlled by a single dominant gene. Natural mutations that originated the natural variants Paranagoiana and SS-1 occurred at the same locus in the Paraná cultivar. It was not possible to determine if the recessive alleles of these mutant cultivars are different. The designation E_6 was proposed for the allele determining earliness in the Paraná cultivar, and e_6 for the allele determining late flowering and maturity in the Paranagoiana and SS-1 cultivars, until the individuality of the Paranagoiana and SS-1 alleles is confirmed.

Hinson (1989) considered "long juvenile period" a suitable term to describe plants which had late flowering under short day conditions. Studying the inheritance of this characteristic to select genotypes adapted to latitudes lower than 27° the author observed that juveniles were controlled by a recessive gene in the segregant generation. All the crosses among cultivars with a long juvenile period and traditional types had a three early flowering plants to one late flowering plant segregation ratio. The presence of another two classes for days to flowering indicated that inheritance may be more complex, although the population studied was small. Such an observation suggests that these differences may be caused by two genes with additive effects.

Based on information that juvenile period inheritance is simple (few genes involved), and that there is the possibility of selecting genotypes with a long juvenile period under short day conditions, the following plan is used in the breeding program at the National Soybean Research Center of EMBRAPA (Londrina-PR): a) genotypes used in crosses are sowed in vases in a greenhouse, to coincide with the flowering period in November and December; the crosses are carried out in January and February and the seeds are harvested in March or April; b) the F_1 are cultivated during the winter in greenhouses with supplementary light, for 20-30 days, to avoid early flowering; c) the F_2 populations are sowed early in the field, in the first half of October. One pod per plant is collected from plants with a long juvenile period and samples

are prepared for the “Single Pod Descent” (SPD); d) the F_3 population in the SPD is carried out in the winter, and one pod per plant is harvested; e) the F_4 population is sowed early in the field, in October, and the best plants with long juvenile period are harvested individually; f) F_5 offspring are sowed early in October, and the best lines are selected (Kiihl and Garcia, 1989).

Despite some overlapping of the phenotypes, the genes which control the duration of the juvenile period seem to be distinct from those which determine response to photoperiod in soybean. The control of the long juvenile period in the PI 159925, by only one recessive gene, which does not involve the quantitative heredity of days to flowering, was reported by Hinson (1989). The PI 159925, PI 240664, IAC73-2736, Paranagoiana and PR77-10.001 genotypes are mentioned by Kiihl and Garcia (1989) as juvenility carriers. In the same work, SS-1, Pirapó-78 and Ocepar-8 are mentioned once they differ from the Paraná cultivar by one gene only, which is responsible for the juvenility and from the BR80-6889 breeding line and BR-23 cultivar which have long juvenile period determined by two pairs of recessive alleles, one from the Paraná and the other from the Bossier. The gene present in Paraná is the same found in Davis, whose juvenile period lasted 18 days, as mentioned by Collinson et al. (1993).

Moro et al. (1993) studied dominance and degree of parental genetic divergence in the days-to-flowering trait by using four F_2 generation soybean crosses carried out in Viçosa, Minas Gerais State. The days to flowering trait had early dominance. The greater diversity among the parents for this trait was found in the FT-Cometa X IAC-8 cross and the least, in the Paraná X IAC-12 cross. The genetic diversity was greatest in the FT-Cometa X IAC-12 cross.

Working with lines derived from crosses among BR85-29009, FT-2, BR-14 and OCEPAR-8 parents, Toledo et al. (1993) concluded that “there was an easily established differentiation among the

two types of response to day length, given by plants with long juvenility or with classic quantitative responses and which the genes controlling the flowering in soybean, probably, were not divided into two independent systems, but are part of a single system controlled by many loci”.

Angelo et al. (1994) and Angelo (1995) studied the segregation 10 F_3 offspring generation plants from a cross between Paranagoiana cultivar, with juvenile period, and lines without lipoxygenases 2 and 3, from the FT-Cristalina. The segregant offspring was analyzed by the BSA method (Bulked Segregant Analysis) to identify RAPD (Randomly Amplified Polymorphic DNA) molecular markers which segregated with the long juvenile period. It was concluded that there was more than one gene influencing flowering date, although the pleiotropic effect of a main gene that controls days to flowering was detected. A polymorphic marker, apparently co-dominant, was identified for one of the offsprings.

Ray et al. (1995) presented results of studies carried out from 1984 to 1991 on the genetic control of the LJP characteristic. The investigations were carried out on F_2 segregant populations developed from crosses among lines with classic flowering and PI 159925 (LJP source). The authors further analyzed isogenic lines differing only for the LJP characteristic and segregant F_5 populations for the LJP characteristic. The results presented provide consistent evidence that the LJP characteristic is controlled by a single recessive gene. The Soybean Genetic Committee approved the symbol J/j for LJP (J - for classic flowering and jj for LJP). Comparisons between homozygotic and heterozygotic plants indicated that the J allele is completely dominant to the j allele. The delay in flowering caused by the j allele is influenced by the genetic background in which it occurs and also by the non-photoperiod environmental effects.

Aiming at selecting less sensitive soybean genotypes to photoperiodism to widen the sowing

period, Toledo et al. (1995) studied advanced lines derived from crosses involving cultivars with classic flowering (BR-13, FT-2 and BR85-29009) and cultivars with late flowering for short days (Ocepar-8) under different sowing times (September, October, November) in Londrina, PR, Brazil. It was possible to obtain lines with the most diverse responses to photosensitivity in the segregant generations, leading the authors to conclude that the genetic mechanism in the control of the days to flowering characteristic is quantitative and probably single for the three sowing periods.

Vargas (1996) studied LJP heredity in natural soybean variants selected from the Doko, BR-9, Davis, EMBRAPA-1 and BR-16 cultivars in Londrina-PR. Early flowering was dominant over late flowering. Doko 18-T and Doko Milionária are identical mutants and differ from Doko by a pair of recessive alleles which determines LJP. The São Carlos cultivar differs from the Davis 1 cultivar by one pair of recessive alleles. The E92-7 line differs from BR-16 by one pair of recessive alleles which controls the delay in flowering, and BR92-14638 differs from BR-16 by two pairs of recessive alleles which delay flowering by 25 days.

Pipolo (1996) studied the inheritance of the long juvenile period in the MG/BR-22 (Garimpo) cultivar and in the BR80-6778 line. Four classic flowering cultivars, Bragg, Paraná, Bossier and Davis were crossed among each other and with MG/BR-22 (Garimpo) and BR80-6778. Flowering was assessed daily in the F_1 , F_2 and F_3 populations, under early sowing conditions (mid September and early-October). Early flowering was dominant over late flowering under short day

conditions. The long juvenile period was conditioned by the effect of gene recombinations, doubly recessive in different loci and by the action of modifying genes. Genotypes with a single pair of recessive alleles did not show LJP under short day conditions. Genetic control of the studied characteristic is controlled by three pairs of genes. The LJP characteristic is controlled in the MG/BR-22 (Garimpo) cultivar by two pairs of recessive genes $j_2j_2j_3j_3J_4J_4$. The BR 80-6778 line has a pair of alleles for long juvenile period in common with MG/BR-22(Garimpo) (j_2j_2) and another pair of alleles, j_4j_4 , which delays flowering under short day conditions. The LJP inheritance for the BR80-6778 ($j_2j_2J_3J_3j_4j_4$) soybean line was detailed by Carpentieri-Pípolo et al. (2000a) and for the MG/BR-22 (Garimpo) ($j_2j_2j_3j_3J_4J_4$) was detailed by Carpentieri-Pípolo et al. (2000b).

SENSITIVITY TO PHOTOPERIOD

The use of insensitive cultivars to photoperiodism, within a large belt of adaptation and with no significant changes in behavior and cycle, simplifies the work of the breeder since it promotes better results in a great latitude belt. Neutral lines according to flowering days were mentioned by several authors (Criswell and Hume, 1972; Polson, 1972; Huxley et al., 1974; Gandolfi et al., 1977; Younes, 1982; Cregan and Hartwing, 1984). Data observed by Huxley et al. (1974), is found in Table 4. The ordering for cultivar flowering for the two photoperiods was the same; however, there was a progressive delay due to the duration of the longest day. The Fiskeby 5 cultivar presented the same number of days for flowering under the two photoperiods.

Table 4 - Number of days of the sowing to the emergence of the first soybean flower (four plant averages) (Huxley et al., 1974).

Cultivar	Length of the day		Delay in Flowering
	11h40min.	13h20min.	
Fiskeby 5	28	28	0
Hshi-Hshi	28	32	4
TK 5	30	38	8
Improved Pelican	32	52	20
CES 407	35	60	25

Cregam and Hartwig (1984) conducted flowering day regression on the duration of the photoperiod which varied from 11 to 20 hs in 10 soybean genotypes sown in 1980. Data indicated that the genotypes can be classified into three categories: genotype with no response, those with only linear responses and those with linear and quadratic responses. Fiskeby 5 cultivar was the only one among the genotypes that did not respond to photoperiodism, confirming the data obtained by Criswell and Hume (1972) and Huxley et al. (1974).

Not all genotypes neutral to the number of days for flowering in greenhouse conditions behave the same way in the field (Criswell and Hume, 1972; Gandolfi et al., 1977). Younes (1982) evaluated segregating crosses of genotypes adapted to short days and neutral lines for daylight length, and concluded that this response is under polygenic control and presents low inheritability.

TEMPERATURE

Studies on the interaction between photoperiodism and temperature showed that the outset of the first flowering was most affected by temperature variations during the dark period than during the light period, considering that the soybean never flowers under night temperature below 14°C (Parker and Borthwick, 1939 apud Gondolfi and

Müller, 1981). Experiences involving leafless plants and cooling have indicated that flowering inhibition is the result of the influence of low temperatures on stimulus transportation (Borthwick et al., 1941 apud Gondolfi and Müller, 1981).

Garner and Allard (1930), apud Gondolfi and Müller (1981) studied four soybean cultivars for eight years and concluded that summer temperatures below 25°C delay flowering. A 1°C decrease in the average temperature delayed flowering for two to three days. Variations from one year to another regarding flowering of a determined soybean cultivar, sown at exactly the same day, are due mainly to temperature differences during development. However, differences among cultivars should be credited mainly to their responses to photoperiod.

Cultivars present great differences regarding their sensitivity to photoperiod, and the temperature affects the less sensitive ones significantly (Lawn and Byth, 1973; Whigham and Minor, 1978). Therefore, early maturation cultivars respond better to temperature changes than to daylight length. This was confirmed by Major et al. (1975), only under low temperature conditions. These authors observed that daylight length was the dominant factor under high temperature conditions. Late maturation cultivars respond better to changes in daylight length than to temperature variations.

In temperate regions, cold temperatures and the length of the longest day add to flowering delay. Thus, short days are more important than cold temperatures in altering the number of days to maturation (Whigham and Minor, 1978).

Board and Hall (1984) studied the interaction between photoperiod and temperature. They showed that, when compared to the cold temperature (21°C), the highest temperature (27°C) shortened the flowering period and had greater effect on short days rather than long days. The influence of temperature on flowering in soybean has been reported by others authors. Higher night temperatures have significant effect on the induction of flowering which occurs during the dark, and leads to earlier flowering (Easton, 1924; Parker and Bortwick, 1950; Major et al., 1975; Summerfield et al., 1975; Shibles et al., 1976; Oliveira et al., 1999).

Flowering delay due to low temperatures promote the cultivation of segregating material in regions where winter frosts do not occur. This situation is favorable especially when working with soybean breeding methods that demand few seeds as in the pod per plant (SPD) method, for instance. This can be very useful to soybean breeders in these regions.

NUTRITION

The N is an important nutrient in the beginning of the sexual reproduction phase and, although not determinant in the induction to flowering as photoperiod and temperature are, its availability can affect the necessary period for the onset of the first flower buds. Scully et al. (1945) apud Gandolfi and Müller (1981), concluded that there is a relationship between photoperiod and nitrogen nutrition with flowering induction. These authors observed that changes in photoperiod showed differences in cultivar responses to nitrogen nutrition variation. Patterson and Raper Jr. (1985), observed that seeds developed under short day conditions contain more N concentration than those developed under long day conditions.

Raper and Kramer (1987), mention several authors when discussing that photoperiod has greater effect on the N accumulation rate than on the C seeds, and that the N concentration rate decreases with the increase of the photoperiod which is associated with the retention of greater N concentrations in the leaves. There is also a reduction in the senescence and the amount of leaf fall during maturation. The concentration of carbohydrates in the leaves during the reproductive period is greater during short photoperiods, which is apparently regulated by the SPS enzyme activity.

SOIL HUMIDITY

Water is one of the most important factors in plant development. According to Gandolfi and Müller (1981), the occurrence of hydric deficiency during flowering and maturation accelerates plant development. Before flowering, the development is delayed. Under excessive humidity before being harvested, especially under temperatures higher than 15°C, plants continue their vegetative phase without husking; seeds do not mature and diseases appear.

THE INFLUENCE OF PHOTOPERIOD ON THE SOYBEAN SUB-PERIOD DEVELOPMENT

Johnson et al. (1969) worked with six soybean cultivars and observed that the duration of the post flowering sub-periods is greater in plants submitted to long day treatments (LD). Lawn and Byth (1973) sowed 18 soybean cultivars in Australia (Lat. 27°37'S) and concluded that there is a high correlation coefficient between photoperiod and pre-flowering sub-period duration; the late cultivars were more sensitive and two early cultivars were unaffected by photoperiod. The flowering sub-period (beginning and end of flowering) showed a high correlation coefficient in all cultivars, the late ones being sensitive. The post-flowering phase was delayed until the occurrence of shorter days and it was influenced by both photoperiod and temperature.

Thomas and Raper (1984) worked with Ransom cultivar in the greenhouse, changing the photoperiod length (10 to 16 horas) after the V₁ and V₆ stages. They concluded that the duration of the pre-flowering period changed with the different photoperiods. However, the subsequent early flowering differentiation was faster in shorter days.

Guiamét and Nakayama (1984a) worked with the Williams cultivar in the greenhouse where they exposed plants to the long day treatment after flowering and kept other plants under the short day treatment. By using plants with two branches, they exposed one to the short day treatment and the other to the long day treatment. They concluded that long days expanded the grain-filling period, increased the number of pods and seeds and consequently grain yield, but maturation and senescence were delayed.

Guiamét and Nakayama (1984b) worked with the McCall, A-100, Williams, Forrest, Ransom and Alamo cultivars from the 00, I, III, V, VIII e IX maturity groups, respectively. The plants were exposed to the sun until flowering and later, some plants, submitted to an additional three hours of light during the dark period (LD). They concluded that long days increased the vegetative period (larger production of green mass), except for the A-100. There was also an increase in the reproductive period in all cultivars, greatly affecting the late ones. The number of pods and seeds increased in the 'MacCall', 'Williams', 'Forrest' and 'Ransom' cultivars; however, there was a reduction in seed size, except for McCall.

Gbikpi and Crookstom (1981) observed that the reduction of photoperiod during the grain filling phase increases filling rate. They also concluded that late development seeds found in the superior part of the plant showed higher protein and dry matter accumulation rates.

Fehr and Caviness (1977) described soybean development stages and mentioned the variation amplitude in number of days for each development

stage. The variation amplitude of the same stage depends on temperature, daylight length, cultivar and other factors.

CONCLUSIONS

1) The physiological mechanism of the long juvenile period (LJP) is little understood. Plants with LJP have a lower rate of development for flowering which results in the lengthening of the juvenile phase.

2) The LJP characteristic has a direct influence on the photoreception of the plant and on floral induction. The alleles for LJP determine a decrease in the photoreceptive activity or the alleles for LJP determine the production of an inhibitor which retards the quantity of photoreceptors in the plant.

3) Genetic control of flowering time under short days is determined by a different and independent genetic system from that one which determines flowering under long days. Late flowering is controlled under short day conditions by recessive alleles, while late flowering is dominant over early flowering, in long days conditions.

4) Late flowering under short day conditions is determined by a single system controlled by many loci, therefore is a quantitative characteristic. The number of genes involved varies according to the genotype, taking into account the presence of one to five main genes controlling flowering. Genotypes with a single pair of recessive alleles do not show LJP.

RESUMO

Fotoperiodismo e Controle Genético do Período Juvenil Longo em Soja

A soja (*Glycine Max* (L.) Merrill) é uma planta de dias curtos e é induzida ao florescimento quando os dias são menores que um valor crítico máximo, sendo que esse período crítico é específico para cada genótipo. A sensibilidade da soja ao fotoperíodo determina os limites para a época de semeadura numa mesma latitude, como também

dificulta sua adaptação a faixas mais amplas de latitude. A característica período juvenil longo (P JL), que retarda o florescimento, tem sido identificada em cultivares de soja. Com a introdução de P JL, a soja pode ser explorada em regiões de latitude abaixo de 15°. O conhecimento mais amplo dos mecanismos genéticos controladores dessa característica auxiliaria o desenvolvimento de genótipos de soja para baixas latitudes e com maior adaptação quanto à época de semeadura numa mesma latitude. Através deste estudo de revisão pode-se estabelecer as seguintes conclusões para o controle genético do P JL em soja: a) plantas com P JL apresentam uma menor taxa de desenvolvimento em direção ao florescimento, resultando no alongamento do período vegetativo; b) a característica P JL tem uma influência direta sobre a fotorecepção da planta e sobre a indução floral; c) o controle genético do tempo para o florescimento em dias curtos é determinado por um sistema genético diferente e independente daquele que determina o florescimento em dias longos; d) o florescimento tardio sob condições de dias curtos é uma característica quantitativa controlada por genes recessivos, sendo considerado a presença de um a cinco genes principais controlando o florescimento. Genótipos com um único par de alelos recessivos não manifestam P JL.

REFERENCES

- Almeida, L.A.; Kiihl, R.A.S.; Menosso, O.G. et al. 1984. Cultivar de soja BR-6 (Nova Bragg). p.475-477. In: Anais do Seminário Nacional de Pesquisa de Soja, Campinas, 1984.
- Angelo, P.C.S.; Moreira, M.A.; Barros, E.G. et al. 1994. Período Juvenil em Soja: estudo de segregação de famílias F₄. p.242. In: Resumos do Congresso Nacional de Genética, 4th, Caxambu, 1994.
- Angelo, P.C.S. 1995. Marcadores moleculares relacionados com dias para o florescimento em soja (*Glycine max* (L.) Merrill). M.S. Thesis. Universidade Federal de Viçosa, Viçosa.
- Bays, T.A.; Kiihl, R.A.S.; Almeida, L.A. et al. 1984. Cultivar de soja BR-11 (Carajás). p.478-480. In: Anais do Seminário Nacional de Pesquisa de Soja, Campinas, 1984.
- Berlato, M.A. 1981. Bioclimatologia da soja. p.175-184. In: Miyasaka, S. and Medina, J.C. (Ed.). A Soja no Brasil. ITAL, Campinas.
- Bernard, R.L. and Weiss, M.G. 1973. Quantitative genetics. p.117-154. In: Caldwell, B.E. (Ed.) *Soybeans: improvement, production and uses*. American Society of Agronomy, Madison.
- Board, J.E. and Hall, W. 1984. Premature flowering in soybean yield reductions at nonoptimal planting dates as influenced by temperature and photoperiod. *Agronomy Journal*. 76:700-704.
- Bonato, E.R. 1989. Herança do tempo para florescimento e para maturidade em variantes naturais de soja (*Glycine max* (L.) Merrill). M.S. Thesis. Escola Superior de Agricultura "Luis de Queiroz". USP. Piracicaba.
- Bonato, E.R. and Vello, N.A. 1999. E₆, a dominant gene conditioning early flowering and maturity in soybeans. *Genetics and Molecular Biology*. 22:229-232.
- Buzzell, R.I. and Voldeng, H.D. 1980. Inheritance of insensitivity to long daylength. *Soybean Genetics Newsletter*, 7:26-29.
- Buzzell, R.I. 1971. Inheritance of soybean flowering response to fluorescent-daylength conditions. *Canadian Journal of Genetics and Cytology*. 13:703-707.
- Buzzell, R.I. and Bernard, R.L. 1975. E₂ and E₃ maturity genes tests. *Soybean Genetics Newsletter*. 2:47-49.
- Carpentieri-Pípolo, V.; Almeida, L.A.; Kiihl, R.A.S. and Rosolem, C.A. 2000a. Inheritance of long juvenile period under short day conditions for the BR80-6778 soybean (*Glycine max* (L.) Merrill) line. *Euphytica*. 112:203-209.
- Carpentieri-Pípolo, V.; Almeida, L.A.; Kiihl, R.A.S. and Rosolem, C.A. 2000b. Inheritance of long juvenile period under short day conditions in soybean. *Genetics and Molecular Biology*. 24. Accepted.

- Chaudhary, D.N. and Singh, B.B. 1974. Heterosis in soybean. *Indian Journal of Genetics and Plant Breeding*. 34(1):69-74.
- Collinson, S.T.; Summerfield, R.J.; Ellis, R.H.; Roberts, E.H. et al. 1993. Durations of the photoperiod-sensitive and photoperiod-insensitive phases of development to flowering in four cultivars of soybean (*Glycine max* (L.) Merrill). *Annals of Botany*. 71:389-394.
- Criswell, J.G. and Hume, D.J. 1972. Variation in sensitivity to photoperiod among early maturing soybean strains. *Crop Science*. 12:657-660.
- Cregan, P.B. and Hartwig, E.E. 1984. Characterization of flowering response to photoperiod in diverse soybean genotypes. *Crop Science*. 24:659-662.
- Derbyshire, E.; Carvalho, M.T.V. and Bonato, E.R. 1990. Comparison of natural variants of the soybean cultivar Parana by isoenzyme analysis. *Revista Brasileira de Genética*. 13:83-87.
- Destro, D. 1991. Capacidade de Combinação de Genótipos de Soja (*Glycine max* (L.) Merrill) Apropriados para o Consumo Humano. M.S.Thesis. Escola Superior de Agricultura "Luis de Queiroz". USP. Piracicaba
- Easton, F.M. 1924. Assimilation-respiration balance as related to length of day reactions of soybeans. *Botanical Gazette*. 77:311-321.
- Ellis, R.H. Collinson, S.T.; Hudson, D. et al. 1992. The analyses of reciprocal transfer experiments to estimate the duration of the photoperiod-sensitive and photoperiod insensitive phases of plant development: an example in soya bean. *Annals of Botany*. 70:87-92.
- Farias Neto, J.T. 1987. Comportamento e variabilidade de genótipos de soja em cultivos de verão e inverno. M.S.Thesis. Escola Superior de Agricultura "Luis de Queiroz". USP. Piracicaba
- Fehr, W.R. and Caviness, C.E. 1977. Stages of soybean development. . Special Report. 12 p. Iowa State University, Iowa.
- Fehr, W.R. 1987. Breeding methods for cultivar development. p.249-293. In: Wilcox, J.R. (Ed.). Soybeans: Improvement, production, and uses. 2nd ed. American Society of Agronomy, Madison.
- Gandolfi, V.H. and Müller, L. 1981. Fotoperiodismo. p.129-145. In: Miyasaka, S. and Medina, J.C. (Ed.). A soja no Brasil. ITAL, Campinas.
- Gandolfi, V.H.; Müller, L.; Minor, H.C. and Berlato, M.A. 1977. Identificação de cultivares de soja menos sensíveis ao fotoperíodo entre cultivares tardios. *Agronomia Sulriograndense*. 13:63-82.
- Gbikpi, P.K. and Crookston, R.K. 1981. Effect of flowering date on accumulation of dry matter and protein in soybean seeds. *Crop Science*. 21:652-655.
- Gilioli, J.L. 1979. Herança do número de dias para a floracão e maturação em quatro mutantes naturais em soja (*Glycine max* (L.) Merrill). M.S.Thesis. Universidade Federal de Viçosa.
- Guiamét, J.J. and Nakayama, F. 1984a. Transmission of the long day effects upon reproductive growth and senescence in forked soybean plants cv. Williams. *Dyton*. 44:37-42.
- Guiamét, J.J. and Nakayama, F. 1984b. Varietal responses of soybeans to long days during reproductive growth. *Japan. Journal Crop Science*. 53:299-306.
- Haque, M.F. 1964. Linkage between resistance to phytophthora root and plant seed characteres in soybeans. *Indian Journal of Genetics and Plant Breeding*, 24:99-105.
- Hartwig, E.E. and Kiihl, R.A.S. 1979. Identification and utilization of delayed flowering character in soybeans for short-day conditions. *Field Crops Research*. 2:45-151.
- Hicks, D.R. 1978. Growth and development. p.17-44. In: Norman, A.G. (Ed.). Soybean physiology, agronomy, and utilization. Academic Press, New York.
- Hinson, K. 1989. Use of a long-juvenile trait in cultivar development. p.983-987. In: Pascale, A.J (Ed). Proceedings of World Soybean Research Conference, 4th, Buenos Aires, 1989. Asociacion Argertina de la soja. Buenos Aires.
- Huxley, P.A.; Summerfield, R.J. and Hughes, A.P. 1974. The effect of photoperiod on development of soybean and cowpea cultivars grow in the U.K. in summer. *Experimental Agriculture*. 10:225-239.

- Hymowitz, T. 1970. On the domestication of the soybean. *Economic Botany*. 24:408-421.
- Johnson, T.J.; Pendleton, J.W.; Peters, D.B. and Hicks, D.R. 1969. Influence of supplemental light on apparent photosynthesis. Yield, and yield components of soybeans. *Crop Science*. 9:577-581.
- Kiihl, R.A.S. 1976. Inheritance studies of two characters in soybean (*Glycine max* (L.) Merrill); I. Resistance to soybean mosaic virus; II. late flowering under short-day conditions. Ph.D.Diss. Mississippi State University. Mississippi.
- Kiihl, R.A.S.; Almeida, L.A. ; Campelo, G.J.A. et al. 1981. Tropical: uma cultivar brasileira para baixas latitudes. p.493-494. In: Anais do Seminário Nacional de Pesquisa de Soja. 2^{sn}, Londrina, 1981. EMBRAPA/CNPSo, Londrina.
- Kiihl, R.A.S. and Garcia, A. 1989. The use of the long-juvenile trait in breeding soybean cultivars. p.994-1000. In: Pascale, A.J. (Ed.). Proceeding of The World Soybean Research Conference, 4th, Buenos Aires, 1989. Asociacion Argentina de la Soja., Buenos Aires.
- Kiihl, R.A.S. and Bays, I.A. and Almeida, L.A. 1983. Soybean Breeding for the Brazilian Tropics. p.141-143. Proceedings of a Symposium, Tsukuba.
- Kilen, T.C. and Hartwig, E.E. 1971. Inheritance of a light-quality sensitive character in soybeans. *Crop Science*. 11:559-561.
- Lawn, R.J. and Byth, D.E. 1973. Response of soya beans to planting date in South-Eastern Queensland. I. Influence of photoperiod and temperature on phasic development patterns. *Australian Journal of Agricultural Research*. 24:67-80.
- Major, D.J.; Johnson, D.R.; Tanner, J.W. et al. 1975. Effects of daylength and temperature on soybean development. *Crop Science*. 15:174-179.
- McBlain, B.A. 1985. Studies of soybean maturity genes. Dissertation Abstracts International, B. Science and Engineering. Ann Arbor, 45:3423-3428.
- McBlain, B.A. and Bernard, R.L. 1987. A new gene affecting the time of flowering and maturity in soybeans. *Journal of Heredity*. 78:160-162.
- Miyasaka, S.; Verneti, F.J.; Sedyama, T. and Medina, J.C. 1981. Título do capítulo? p.261-278. In: Miyasaka, S. and Medina, J.C. (Ed.). A Soja no Brasil. ITAL, Campinas.
- Miranda, M.A.C.; Mascarenhas, H.A.A.; Pereira, J.C.V.A. et al. 1990. Soja: Avaliação de linhagens com período juvenil longo e obtenção do cultivar IAC-15. *Bragantia*, 49(2):253-268.
- Moro, G.L.; Reis, M.S.; Sedyama, T. et al. 1993. Avaliação do grau médio de dominância e de divergência genética dos progenitores, dos caracteres dias para florescimento e dias para maturação, em soja (*Glycine max* (L.) Merrill). *Revista Ceres*. 40(227):8-15.
- Neumaier, N. and James, A.T. 1993. Exploiting the long Juvenile trait to improve adaptation of soybeans to the tropics. *Food Legume Newsletter*. 8:12-14.
- Nogueira, S.S.S. and Miranda, M.A.C. 1989. Comportamento diferencial de cultivares de soja de ciclos semelhantes quanto ao florescimento. In: Anais da Reunião Brasileira de Fisiologia Vegetal, 2^{sn}, Piracicaba, 1989. SBFV/ESALQ, Piracicaba.
- Oliveira, A.C.B.; Sedyama, C.S. and Cruz, C.D. 1999. Selection for late flowering in soybean (*Glycine max* L. Merrill) F₂ populations cultivated under short day conditions. *Genetics and Molecular Biology*. 22: 243-247.
- Owen, F.V. 1927. Inheritance studies in soybeans; II. Glaborousness, color of pubescence, time of maturity, and linkage relations. *Genetics*. 12:519-529.
- Parker, M.W. and Borthwick, H.A. 1950. Influence of light on plant growth. *Annual Review of Plant Physiology*. 1:43-58.
- Patterson, R.P. and Raper Jr., C.P. 1985. Influence of duration and rate of seed fill in soybean growth and development. p.875-883. In: Shibles, R. (Ed.). Proceedings of The World Soybean Research Conference, 3th, Westview, Boulder, 1985.
- Pipolo, V.C. 1996. Herança de período juvenil longo em soja (*Glycine max* (L.) Merrill) estimado sob condições de dias curtos.

- D.S.Thesis. Faculdade de Ciências Agronômicas. UNESP. Botucatu.
- Polson, D.E. 1972. Day-neutrality in soybeans. *Crop Science*. 12:773-776.
- Raper, C.D.J. and Kramer, P.J. 1987. Stress physiology. p.589-641. In: Wilcox, J.R. (Ed.). *Soybeans: improvement, production, and uses*. 2nd-ed. American Society of the Agronomy, Madison, Wisc.
- Ray, J.D.; Hinson, K.; Mankono, E.B. et al. 1995. Genetic Control of a long-juvenile trait in soybean. *Crop Science*.35:1001-1006.
- Roberts, E.H. and Summerfield, R.J. 1987. Measurement and prediction of flowering in annual crops. p.17-50. In: Atherton, J.G. (Ed.). *Manipulation of Flowering*. Butterworth, London.
- Roessing, A.C. and Guedes, L.C.A. 1993. Aspectos econômicos do complexo soja: sua participação na economia brasileira evolução na região do Brasil Central. p.1-104. In: Arantes, N.E. and Souza, P.I.M. (Ed). *Cultura da soja nos cerrados*. POTAFÓS, Piracicaba.
- Saccol, A.V. 1975. Ecologia e época de semeadura da soja. p.50-62. In: Santos, O.S. (Coord.). *Cultura da soja*. Boletim Técnico, n.5, UFSM, Santa Maria.
- Shanmugasundaram, S. 1978a. Inheritance of time of flowering under shortday conditions. *Soybean Genetics Newsletter*. 5:86-91.
- Shanmugasundaram, S. 1978b. Variatin in the photoperiodic respore to flowering in soybean. *Soybean Genetics Newsletter*. 5:91-94.
- Shibles, R.; Anderson, J.C. and Gibson, A.H. 1976. Soybean. p.151-189. In: Evans, L.T. (Ed.). *Crop physiology: some case histories*. Cambridge University Press, London.
- Sinclair, T.R. and Hinson, K. 1992. Soybean flowering in response to the long-juvenile trait. *Crop Science*. 32:1242-1248.
- Singh, M.P. and Anderson, J.C. 1949. Inheritance of earliness of maturity in soybeans, *Glycine max* (L.) Merrill. *Agronomy Journal*. 41:477-483.
- Spehar, C.R. 1995. Impact of strategic genes in soybean on agricultural development in the Brazilian tropical savannah. *Field Crop Research*. 41:141-146.
- Spehar, C.R.; Monteiro, P.M.F.O. and Zuffo, N.L. 1993. Melhoramento genético da soja na região centro-oeste. p.237-238. In: Arantes, N.E. and Souza, P.I.M. (Eds.) *Cultura da Soja nos Cerrados*. POTAFÓS, Piracicaba .
- Spehar, C.R.; Vilela, L.; Souza, P.I.M. and Vieira, R.D. 1981. Cultura da soja nos cerrados da Região do Distrito Federal. p.341-345. In: Miyasaka, S. and Medina, J.C. (Ed.). *A Soja no Brasil*. ITAL, Campinas.
- Summerfield, R.J.; Bunting, A.H. and Roberts, E.H. 1975. Use of controlled environmental facilities as an adjunct to field research on potentially tropic-adapted gain-legumes. *Phytotronics Newsletter*. 11:36-41.
- Thomas, J.F. and Raper Jr., C.D. 1984. Photoperiod regulation of floral initiation for soybean plants at different ages. *Crop Science*. 24:611-614.
- Thomas, J.F. and Raper Jr., C.D. 1985. Internode and petiole elongation of soybean in response to photoperiod and end-of-day light quality. *Botanical Gazette*. 146: 495-500.
- Thseng, F.F. and Hosokawa, S. 1972. Genetic studies on quantitative characters in soybean. V. Estimation of gene number and gene action for the date of flowering and maturity. *Japanese Journal of Breeding*. 22:313-322.
- Tisselli Junior, O. 1981. Inheritance study of the long-juvenile characteristics in soybeans under long-and sort-day conditions. Thesis.PhD. Mississippi State University. Mississippi.
- Toledo, J.F.F. and Kiihl, R.A.S. 1982a. Análise do modelo genético envolvido no controle de dias para o florescimento em soja. *Pesquisa Agropecuária Brasileira*, 17:623-631.
- Toledo, J.F.F. and Kiihl, R.A.S. 1982b. Método de análise dialélica do modelo genético em controle das características dias para floração e número de folhas trifolioladas em soja. *Pesquisa Agropecuária Brasileira*. 17:745-755.
- Toledo, J.F.F.; Oliveira, M.F.; Arias, C.A.A. et al. 1995. Variabilidade no florescimento em linhas avançadas de soja sob diversos fotoperíodos. Resumos do Congresso Nacional de Genética, 41th, Caxambu, 1995. Caxambu.

- Toledo, J.F.F.; Oliveira, M.F.; Tsutida, A.C. and Kiihl, R.A. 1993. Genetic Analysis of growth of determinate soybean genotypes under three photoperiods. *Revista Brasileira de Genética*. 16(3):713-748.
- Toledo, J.F.F.; Thriller, C. Donato, L.T.; Oliveira, M. F. and Tsutida, A. C. 1994. Genetic control of flowering in determinate soybean genotypes under diverse photoperiods. *Revista Brasileira de Genética*. 17(2):187-195.
- Tomkins, J.P. and Shipe, E.R. 1997. Environmental adaptation of long-juvenile soybean cultivars and elite strains. *Agronomy Journal*. 89:257-262.
- Vargas, A. T. 1996. Estudo genético em variantes naturais de cultivares de soja (*Glycine max* (L.) Merrill) para florescimento tardio. M.S. Thesis. Universidade Estadual de Londrina, Londrina.
- Veatch, C. 1930. Vigor in soybean as affected by hybridity. *Journal of American Society of Agronomy*. 22:289-310.
- Weber, C.R. and Moorthy, B.R. 1952. Heritable and non-heritable relationships and variability of oil content and agronomic characters in the F₂ generation of soybean crosses. *Agronomy Journal*. 44:202-209.
- Whigham, D.K. 1976. Intsoy world-wide variety trials. p.276-285. In: Hill, L.D. (Ed.). *World soybean research*. Interstate Printers and Publ., Danville.
- Whigham, D.K. and Minor, H.C. 1978. Agronomic characteristics and environmental stress. p.77-118. In: Norman, A.G. (Ed.). *Soybean, physiology, agronomy, and utilization*. Academic Press, New York.
- Wilkerson, G.G.; Janes, J.W.; Boote, K.J. et al. 1989. Photoperiodically sensitive interval in time to flower of soybean. *Crop Science*. 29:721-726.
- Woodworth, C.M. 1923. Inheritance of growth habit, pod color and flower color in soybeans. *Journal of American Society of Agronomy*. 15:481-495.
- Younes, M.H. 1982. The characterization of a daylength-neutral trait in soybeans. Un. Arizona. Diss. Ab. Int. B. 42:4271.

Received: May 03, 2000;

Revised: July 04, 2000;

Accepted: August 09, 2000.

Crop Breeding and Applied Biotechnology

INSTRUCTIONS TO AUTHORS

1. CROP BREEDING AND APPLIED BIOTECHNOLOGY is the official journal published quarterly by the Brazilian Society of Plant Breeding (SBMP: Sociedade Brasileira de Melhoramento de Plantas). It publishes papers which contribute to the scientific and technologic development of Plant Breeding. The journal covers basic and applied researches on the genetics of cultivated annual and perennial plants including: germplasm, mutation, polyploidy, interspecific hybridization, cytogenetics, statistic and quantitative genetics, biotechnology (molecular biology, genetic engineering, cloning, molecular markers, cell, tissue and vegetable organs culture), seeds, quality of vegetable foods, climate and soil stress, biotic stresses (diseases, insects, nematodes and micoplasmas) among other studies related to crop breeding.

2. Papers must be original. It is prohibited to submit papers to other journals simultaneously. Acceptance implicates in the exclusive publication by CROP BREEDING AND APPLIED BIOTECHNOLOGY. Complete or partial reproductions are permitted only with indication of the source. The Editorial Board requires the signature of all authors on the first page of the original paper or on the submission letter. If one or more authors could not sign, the submission letter must contain the reason(s). In this case, the author for correspondence takes up the responsibility for the paper.

3. Papers are published only in English. Ideas and concepts expressed represent solely the opinions of the author(s).

4. Evaluation of papers is conducted by three reviewers of the specific research area. The Editorial Board makes the final decision on acceptance, changes or rejection. No changes will be made without the approval of the author(s).

5. The publication and twenty offprints are provided to the corresponding author free of charge.

6. Four copies of the double-spaced typed paper (maximum 25 pages) on a high grade A-4 size paper (210 x 297 mm), with margins (left 25, right 20, superior and inferior 30 mm) should be prepared. This copies should be accompanied by a "floppy" disk (3 ½ inch) edited in Word for Windows. The entire paper should be prepared in Times New Roman (pica 12) with both the margins justified. Photographs must be clear, glossy, black-and-white prints with sharp focus. Illustrations in color are not accepted for publication. The pages should be numbered.

7. Individual papers should be subdivided preferentially under the following headings: TITLE, ABSTRACT, INTRODUCTION, MATERIALS AND METHODS, RESULTS AND DISCUSSION, CONCLUSIONS, ACKNOWLEDGEMENTS, RESUMO AND REFERENCES. These headings should be typed in bold (pica 13). The itens introduction, materials and methods and results and discussion can be presented with or without subitens.

TITLE

The title (pica 18, bold) of the paper, with no more than 20 words, should clearly reflect its contents. It should be followed by the complete name(s) of the author(s) (pica 12, bold) and the address(es) (pica 10). The corresponding author must be indicated.

ABSTRACT

The abstract should no exceed 150 words with left and right margins justified. It should contain information about the objectives of investigation, experimental materials, methods, results and conclusions. Changes in the body of the paper usually require changes in the abstract as well.

KEY WORDS

Author(s) should provide three to six key words at the end of abstract that will be used in indexing their paper.

INTRODUCTION

This should describe the background and relevant information about the work. The introduction should also include literature review and the objective (last paragraph in the introduction) of the work. Other recommendations: do not be too wordy; use a minimum of references; focus on the main subject; and use a narrative style.

MATERIALS AND METHODS

Authors must take care in providing sufficient details so that others can repeat the work and get similar results. If the procedure is exactly the same as the cited procedure, simply cite the reference. If was modified, cite the reference and describe the modification.

RESULTS AND DISCUSSION

Results and discussion may be presented separately or in combined form (authors may choose easier way for them). Keep the discussion part of this section clear and simple. Discuss theoretical implications (plant breeding science) and practical applications (plant breeding technology).

CONCLUSIONS

We do not require a conclusions section. Often, conclusions may be presented in the results and discussion section. However, we encourage use of a conclusion section to indicate the implications of a study's findings for your particular field. When writing this section, do not use references; do not include discussion of other points or side issues; and do not conclude with the obvious and ubiquitous "More research needs to be done" unless you mention specific needs.

ACKNOWLEDGEMENTS

Place funding sources and persons who contributed to the paper.

RESUMO

The Title and the abstract of the paper should also be prepared in Portuguese or Spanish and placed before the list of References. Translation assistance is available.

REFERENCES

References in the text should be cited at the appropriate point by the name(s) of the author(s) and year (e.g. Angelo, 1995; Lopes et al., 1997). Authors are requested to take a note of reference indentation (inferior lines should be indented 5 mm from the left margin). Titles of journals should not be abbreviated. The references must be presented in alphabetical order, according to the following examples:

REFERENCES

Journal Article

- Lopes, E.C.A. ; Destro, D. ; Montalván , R. ; Ventura, M.U. and Guerra, E.P. 1997. Genetic gain and correlations among traits for stink bug resistance in soybeans. *Euphytica*. 97:161-166.
- Qian, Y.L. and Engelke, M.C. 1999. Influence of trinexapac-Ethyl on Diamond Zoysiagrass in a sahade environment. *Crop Sci*. 39:202-208.

Dissertation or Thesis

- Angelo, P.C.S. 1995. Marcadores moleculares relacionados com dias para florescimento em soja. M.S.Thesis. Universidade Federal de Viçosa, Viçosa.
- Kirkegaard, J.A. 1990. Effect of compaction on the growth of pigeonpea on clay soils. Ph.D.Diss. University of Queensland, St. Lucia, Australia.

Book

Fehr, R.W. 1987. Principles of cultivar development. v.1. Macmillan Publishing, New York.

Chapter in a Book

Ventura, M.U. and Pinheiro, J.B. 1999. Resistência a insetos. p.465-514. In: Destro, D. and Montalván, R. (Orgs.). Melhoramento genético de plantas. Ed. UEL, Londrina.

Conference, Symposium, Congress

Ledo, C.A.S. ; Bearzoti, E. and Ramalho, M.A.P. 1998. Evaluation of a non-linear regression model estimate genetic variance in natural populations. p.244. In: Anais do Congresso Nacional de Genética, 44th, Águas de Lindoia, 1998. Sociedade Brasileira de Genética, São Paulo.

TABLES AND FIGURES

Tables and figures, numbered consecutively with arabic numerals must be inserted at appropriate place in the text. These should be used to present only those data which can not be described in the text. Illustrations in color are not accepted for publication.

UNITS AND ABBREVIATIONS

The SI system should be used. Authors should use ‘%’ and ‘/’ in place of ‘per cent’ and ‘per’.

CONTENT

CROP BREEDING AND APPLIED BIOTECHNOLOGY publishes research paper, viewpoints, letters, notes, cultivar and germplasm releases and crop breeding program.

ARTICLE

Detailed papers of original research results on

2001, Brazilian Society of Plant Breeding

various aspects of the science-technology interface of crop breeding constitute a major part of each issue.

VIEWPOINTS

These papers serve as a form for opinions of broad interest to crop breeders and the Society. Papers may be solicited by the Editor, but all Society Members are urged to submit their views at any time.

LETTERS

Brief, signed letters of general interest are accepted for publication. When letters pertain to a particular paper or individual, an opportunity for reply by the concerned person(s) is provided in the same issue. Send letters, with the writer’s name and address, to the Editor. Letters may be edited for clarity and length.

NOTES

Notes are limited to a single printed page. The subject matter might encompass investigations or observations for which statistical design and analysis might not apply. Emphasis is on concise presentation of novel information. There is no abstract for Notes. Contributions may include: 1) articles of wide interest, including interpretative presentations of applied research findings, with emphasis on commercial applications; 2) short report of original research or of cooperative research among plant breeders and farmers or industry representatives; 3) observations of particular value to those in research, extension, teaching, or industry; 4) computer software developments as applied to crop breeding.

CULTIVAR AND GERMPLASM RELEASES

This section contains recent releases of new cultivars and germplasm and should be divided in: Abstract (no longer than 50 words),

Introduction, Pedigree and Breeding Methods, Performance, Other Characteristics, Maintenance and Distribution of Pedigree Seed, and References (usually not more than nine). Illustrative material should be kept to a minimum, usually not more than one table or figure. Papers in this section should be done in the maximum of six pages.

CROP BREEDING PROGRAM

Description of a crop breeding program should be done in the maximum in 25 pages similar to the paper. It should contain program's details including data about released cultivar and germplasm and program evolution.

ADVERTISEMENTS

Suitable paid advertisements for products of interest to crop breeders and related to the profession are published in CROP BREEDING AND APPLIED BIOTECHNOLOGY.

PAPERS SHOULD BE SENT TO:

Prof. Dr. Deonísio Destro
CROP BREEDING AND APPLIED
BIOTECHNOLOGY
Caixa Postal 6033
86051-990 Londrina, Pr, Brasil
E-mail: ddestro@uel.br