


8-1948

Reorganization of Spencer County, Kentucky School System

C. L. Francis

Western Kentucky University

Follow this and additional works at: <https://digitalcommons.wku.edu/theses>

 Part of the [Educational Assessment, Evaluation, and Research Commons](#), [Educational Leadership Commons](#), [Elementary and Middle and Secondary Education Administration Commons](#), [Elementary Education and Teaching Commons](#), [Junior High, Intermediate, Middle School Education and Teaching Commons](#), and the [Secondary Education and Teaching Commons](#)

Recommended Citation

Francis, C. L., "Reorganization of Spencer County, Kentucky School System" (1948). *Masters Theses & Specialist Projects*. Paper 2344.
<https://digitalcommons.wku.edu/theses/2344>

This Thesis is brought to you for free and open access by TopSCHOLAR®. It has been accepted for inclusion in Masters Theses & Specialist Projects by an authorized administrator of TopSCHOLAR®. For more information, please contact topscholar@wku.edu.

Francis,

C. L.

1948

46-72

REORGANIZATION OF SPENCER COUNTY, KENTUCKY
SCHOOL SYSTEM

BY

C. L. FRANCIS

A THESIS
SUBMITTED IN PARTIAL FULFILLMENT
OF THE REQUIREMENTS FOR THE DEGREE OF
MASTER OF ARTS

WESTERN KENTUCKY STATE COLLEGE

AUGUST, 1948

Approved:-

Major Professor and
Department of Education
Graduate Committee

Paul Francis Jones
W. H. Jones

CONTENTS

CHAPTER		PAGE
I	INTRODUCTION	1
	1. History of Spencer County	
	2. Statement of Problem	
	3. Scope of the Study	
	4. Sources of Data	
	5. Method of Treatment	
II	PRESENT SCHOOL SYSTEM OF SPENCER COUNTY	4
III	BASIS FOR RECOMMENDATIONS	12
IV	RECOMMENDATIONS	13

TABLES

TABLE		PAGE
I	Schools and Census Data	6
II	Percentage of Failure	7
III	Teacher Qualifications	8
IV	Cost of Operation of Present System	10
V	Cost of Recommended School System and Tax Revision	15

MAPS

MAP

PAGE

I Elementary and High Schools of Spencer County, Kentucky

5

CHAPTER I
INTRODUCTION

Spencer County, the 77th of the counties in Kentucky in order of formation was erected in 1824, out of parts of Nelson, Shelby and Bullitt, and named in honor of Captain Spear Spencer; no part of its territory has been taken to form new counties. The census of 1940 gives the number of inhabitants as 6,567 and an area of 186 square miles. It is situated in the north middle portion of the state, is watered by Salt River which flows from E to W through the county; and bounded N, by Jefferson and Shelby, E by Anderson, S by Nelson and W by Bullitt counties. The tributaries of Salt River are: Ash's, Big Beech, Brashear's, Elk, Plumb and Simpson's Creeks. There are numerous fertile valleys along the rivers and creeks; but the surface of the county is generally undulating or hilly, with a rich soil based on limestone. The principal products are corn, wheat, rye, oats, tobacco, grass and dairy; the exports are horses, mules, cattle, hogs and tobacco.

Taylorsville, the county seat was laid off earlier, but not incorporated until January 22, 1829. It was named after Richard Taylor, the proprietor of the land; it is situated on Salt River at the mouth of Brashear's Creek, and is 31 miles E of Louisville, 12 miles S.W. of Shelbyville, 16 miles N. E. of Bardstowm, and about 32 miles W, of Frankfort; has a brick court house, and other county buildings. Five churches (Baptist, Presbyterian, Methodist, Roman Catholic and Reformed or Christian). The first being a large and handsome edifice, at one time boasted two seminaries of learning, one each for male and female. It has a bank, fifteen merchants, three lawyers, two physicians, locker plant,

2

printing office, dry cleaning establishment, rendering plant, milk plant, two garages and an electrical repair shop.

Taylorsville is located in a beautiful valley, comprising about one hundred and sixty acres of land, being immediately in the forks of Salt River and Brashear's Creek. The creek runs parallel with the river for several hundred yards and then making an abrupt turn, flows into it at right angles: this, with the elevation in the rear, leaves the bottom or valley in an oblong square, the longest sides extending up and down the river and creek. In this bottom, about equi-distant from the river and creek, and nearer the upper than the lower end, is a hill or mound, rising to an elevation from seventy to eighty feet about the general level and containing an area of six acres. The shape of the mound is oval, resembling an egg, ranging from north to south; the south end of easy ascent, while the north is steep and more abrupt. The mound has the appearance of being a natural rather than an artificial embankment. A Catholic church 1845, was built on one side of it, and the Taylorsville Graded School is now situated on top of it and the Taylorsville High School on another side of it.

From the facts presented one can see that Spencer is a typical rural county, having only one town of any size, Taylorsville, with a population of approximately 1200.

This topic was selected as a topic because the writer is the principal of the Taylorsville Graded and High School and because Spencer County is well situated for one of the best school systems in the state.

It is the purpose of the remainder of the chapter to treat briefly the following topics:

1. Statement of Problem
2. Scope of Study
3. Sources of Data
4. Method of Treatment

Statement of problem.- To study present school system of Spencer County and to devise a plan of reorganization of present system in order to provide a well rounded educational opportunity for the boys and girls of Spencer County, Kentucky. The considerations of this problem are:

- a. Comparison of teacher qualifications in the types of schools.
- b. Computatation of enrollment, average daily attendance of the various types of schools.
- c. Determination cost per pupil and total cost of operation of present school system and reorganized school system as salary of teacher, maintenance, transportation and needed buildings.
- d. Provision for free transportation of all high school pupils.

Scope of study.- This study includes all one-teacher units, two-teacher units and graded unit at Taylorsville. This study includes only the white schools of Spencer County.

- Source of data.-
1. Records of County Clerk's Office
 2. Kentucky Directory of Counties
 3. Records of Spencer County School Superintendent's Office
 4. Collins, Lewis "History of Kentucky", Vol. II.

Method of treatment.- The method of treatment is statistical and comparative.

CHAPTER II

PRESENT SCHOOL SYSTEM OF SPENCER COUNTY

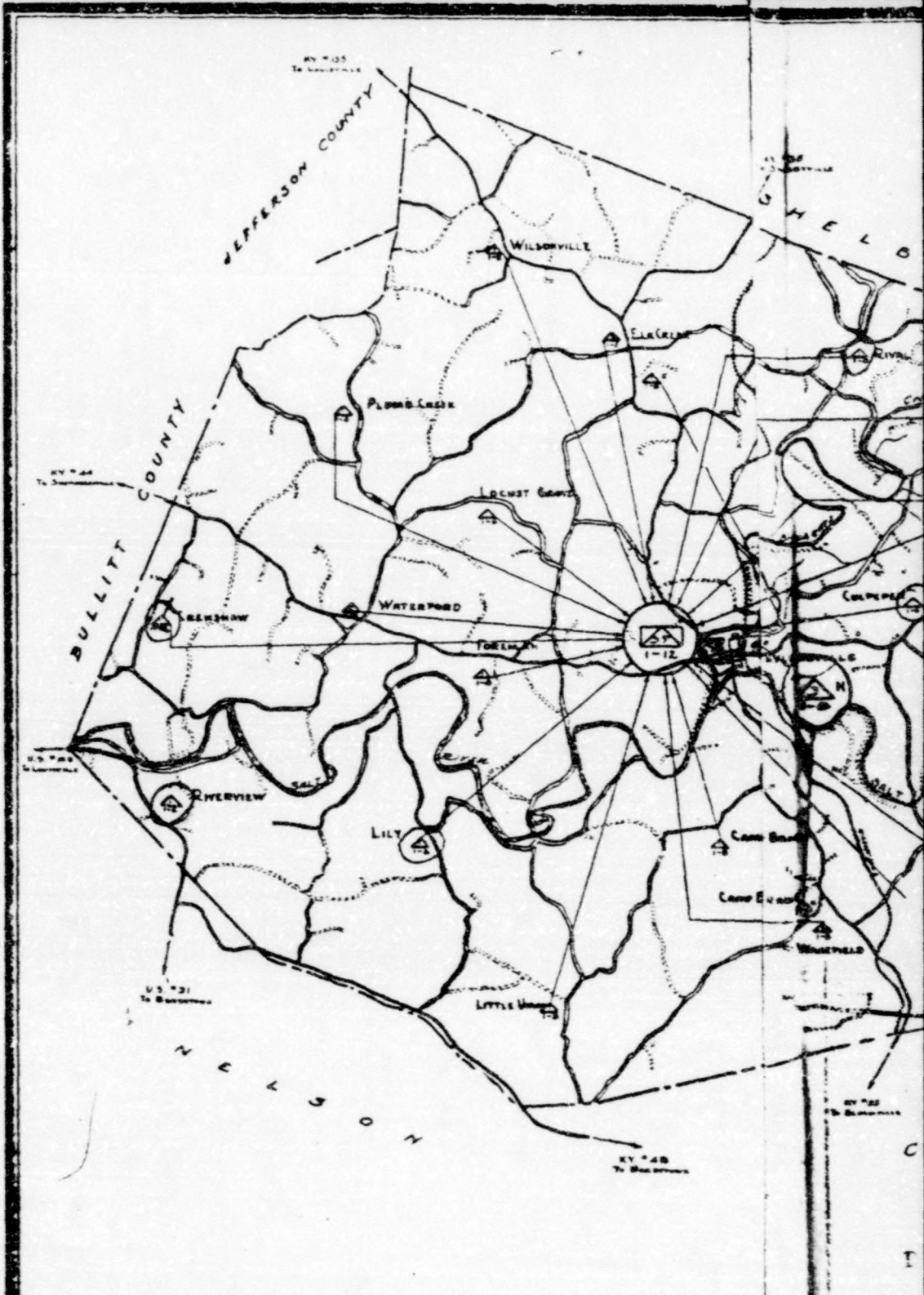
The Spencer County School System is a county type consisting of fifteen one-teacher units, three two-teacher units and one seven-teacher unit located at Taylorsville, Kentucky. There is only one high school in Spencer County. It is located at Taylorsville, the county seat.

The system employs a county superintendent, a full time attendance officer, a full time treasurer-clerk, a high school-grade principal, nine high school teachers operating on 6-6 plan, a full time janitor, a maintenance man and twenty eight elementary school teachers.

The length of school term for the high school is nine months and the elementary school is eight months.

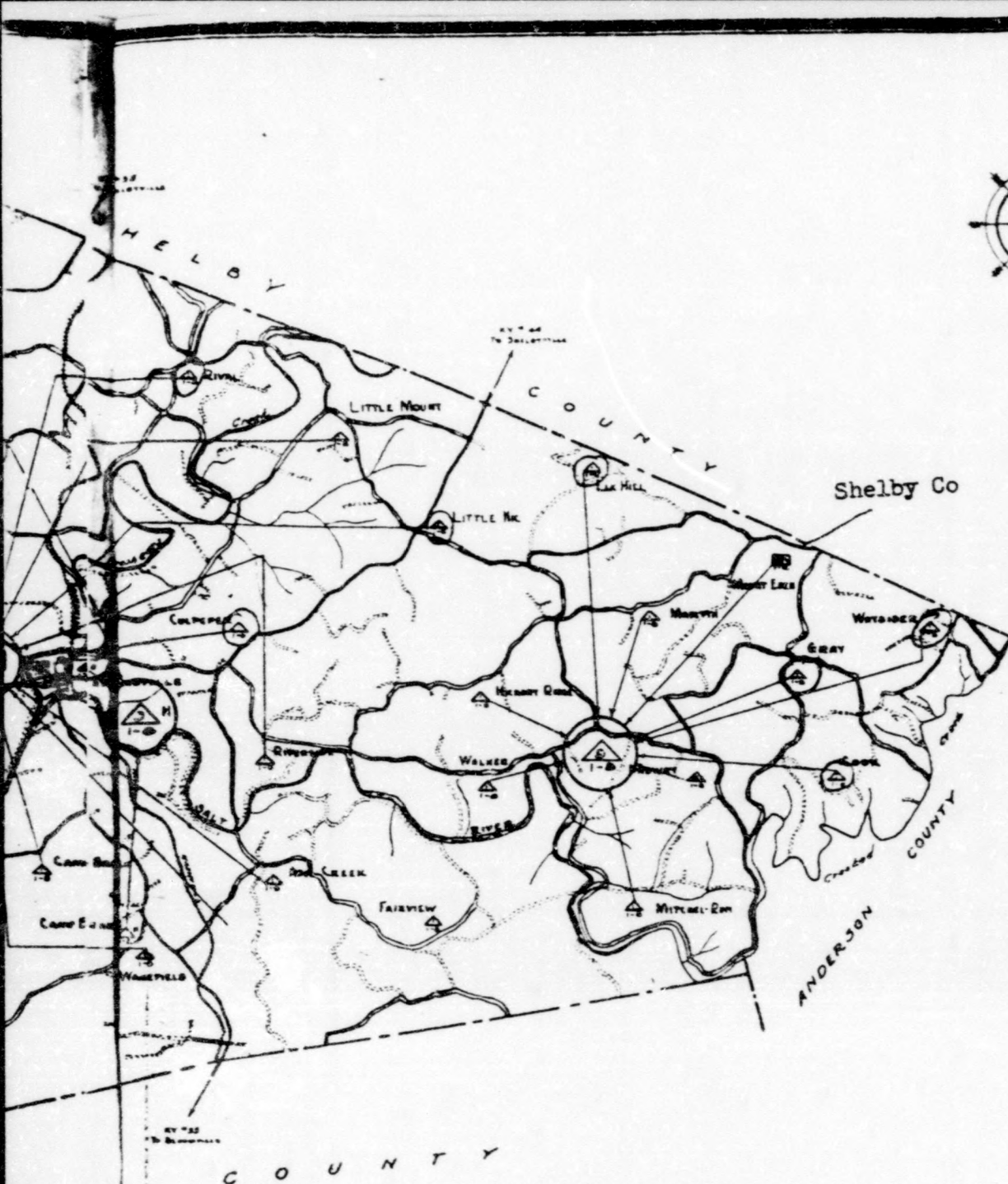
Free transportation is furnished for grade children and high school children in some districts. Bus transportation is principally on contractual basis, as the county owns only two buses.

The following map and tables give a picture of present educational system in Spencer County.



LEGEND-

- FEDERAL AND STATE HIGHWAYS ————
- IMPROVED ROADS ————
- UNIMPROVED ROADS ————
- TRAILS ————
- ELEMENTARY SCHOOLS ————
- HIGH SCHOOLS ————
- NEARO SCHOOLS INDICATED BY ————
- PERMANENT ELEMENTARY CENTERS ————
- PERMANENT HIGH SCHOOL CENTERS ————



Discontinued Schools shown on Map

- | | |
|------------|----------|
| Crenshaw | Cook |
| Riverview | Gray |
| Lilly | Waysider |
| Culpeper | Elk Hill |
| Little Nic | Rival |

ELEMENTARY AND HIGH SCHOOLS
OF
SPENCER COUNTY
KENTUCKY
DEPARTMENT OF EDUCATION
1937




TABLE I
SCHOOLS AND CENSUS DATA

Type of School (One-Teacher)	District No.	Census	Enroll- ment	A. D. A.	Percentage Attendance
Little Union	3	44	30	23	74.4
Campbranch	4	31	22	19	78
Ashe's Creek	6	28	14	12.3	82.73
Fairview	7	43	31	24.8	69
Foreman	8	43	27	20.1	77
Locust Grove	11	18	17	12.3	47
Elk Creek	12	121	34	32	91.72
Plumb Creek	13	28	10	9	65.5
Wilsonville	14	28	20	15.5	80
Hickory Ridge	18	47	24	18.8	75.3
Walker	19	35	26	20.9	76
Riverside	20	20	15	14.3	90
Martin	21	23	16	12.6	78.75
Midway	24	38	30	26.9	88.43
Mitchells Run	27	13	10	7.9	78
TOTAL		560	326		77.18
(Two-Teacher)					
Wakefield	5	67	45	44	83
Waterford	9	130	54	49	83.87
Little Mount	16	85	61	57.8	81.4
TOTAL		282	160		82.75
(Seven-Teacher)					
Taylorville	29	250	241	240.6	83

TABLE II
PERCENTAGE OF FAILURE

Type of School (One-Teacher)	Number Promoted	Number Failed	Enrollment	Percentage of Failure
Little Union	10	0	30	0
Campbranch	20	2	22	9+
Ashe's Creek	14	0	14	0
Fairview	30	1	31	3
Foreman	27	0	27	0
Locust Grove	15	2	17	11+
Elk Creek	31	3	34	8
Plumb Creek	4	6	10	60
Wilsonville	19	1	20	5
Hickory Ridge	19	5	24	20+
Walker	18	8	26	30
Riverside	13	2	15	13
Martin	14	2	16	12
Midway	27	3	30	10
Mitchells Run	28	2	10	20
TOTAL	289	37	326	11.34
(Two-Teacher)				
Wakefield	41	4	45	8.88
Waterford	48	6	54	11.11
Little Mount	47	14	61	22.95
TOTAL	136	24	160	15
(Seven-Teacher)				
Taylorsville	204	37	241	15.31

TABLE III
TEACHER QUALIFICATIONS

Type of School (One-Teacher)	Semester Hrs. Training	Experience	Monthly Salary
Little Union	61	0	\$120.05
Campbranch	20	3	105.00
Ashe's Creek	0	6	101.00
Fairview	5 1/3	1	101.60
Foreman	0	1	103.10
Locust Grove	0	8	101.00
Plumb Creek	148	10	155.60
Wilsonville	5 1/3	1	99.05
Hickory Ridge	65	12	123.75
Walker	2	9	101.70
Martin	0	0	101.00
Midway	101	2	98.00
Mitchells Run	0	11	136.35
Elk Creek	85	3	98.00
Riverside	0	12	135.75
(Two-Teacher)			
Wakefield			
1	100	20	121.25
2	5 1/3	3	103.10
Waterford			
1	101	22	136.35
2	5 1/3	5	106.10
Little Mount			
1	132	12	143.00
2	38	9	111.30

TABLE III (Continued)

Type of School (Seven-Teacher)	Semester Hrs. Training	Experience	Monthly Salary
1	86	34	142.70
1	35	11	113.25
2	81	25	129.00
3	6	2	119.40
4	80	37	129.00
5	72	36	127.25
6	128	2	168.00

Note:

- Per cent of qualified teachers in one-room schools-- 26.66
- Per cent of qualified teachers in two-room schools-- 50
- Per cent of qualified teachers in Taylorsville unit-- 71.42

TABLE IV
 COST OF OPERATION OF PRESENT SYSTEM
 Note: Transportation and Administration not included

Type of School (One-Teacher)	Salary	Fuel and Maintenance	Total	Enrollment	Cost per Pupil
Little Union	\$960.00	63.18	1023.58	30	\$36.12
Campbranch	840.00	63.18	903.18	22	41.05
Ashe's Creek	808.00	63.18	871.18	14	62.22
Fairview	812.80	63.18	875.98	31	32.88
Foreman	824.80	63.18	887.98	27	32.88
Locust Grove	808.00	63.18	871.18	17	51.83
Plumb Creek	1244.00	63.18	1307.98	10	130.79
Wilsonville	792.40	63.18	855.58	20	32.88
Hickory Ridge	990.00	63.18	1053.18	24	43.88
Walker	813.60	63.18	876.78	26	33.72
Riverside	808.00	63.18	871.18	15	64.74
Martin	784.00	63.18	847.18	16	52.05
Midway	1090.80	63.18	1153.98	30	38.48
Mitchells Run	784.00	63.18	847.18	10	84.71
Elk Creek	1086.00	63.18	1149.18	34	30.85
TOTAL			11,395.30	326	44.14
(Two-Teacher)					
Wakefield					
1	1018	63.18	(1969.16	(45	43.75
2	824.80	63.18	((
Waterford					
1	1090.80	63.18	(2065.96	(54	38.25
2	848.80	63.18	((
Little Mount					
1	1144.00	63.18	(2184.76	(61	35.81
2	914.40	63.18	((
TOTAL			6,219.88	160	38.86

TABLE IV (Continued)

Type of School (Seven-Teacher)	Salary	Fuel and Maintenance	Total	Enrollment	Cost per Pupil
1	\$1141.60	131.75			
1	906.00	131.75			
2	1032.00	131.75			
3	955.20	131.75	8351.05	241	34.65
4	1032.00	131.75			
5	1018.00	131.75			
6	1344.00	131.75			
TOTAL	26,717.20	1,326.78	28,966.23	627	

CHAPTER III

BASIS FOR RECOMMENDATIONS

From Table I, the writer finds that the consolidated units have the highest percentage of attendance, the seven-teacher unit 83 per cent, the two-teacher units 82.75 per cent, and the one-teacher unit 77.18 per cent.

From Table II, the writer finds that the one-teacher school has the lowest percentage of failures, the one-teacher unit, 11.34 per cent, the two-teacher units, 15 per cent, and the seven-teacher unit, 15.31 per cent. The writer's opinion of the answer for this is in interpretation of Table III.

From Table III, the seven-teacher schools has the highest percentage of qualified teachers. Seven-teacher school 71.42 per cent, two-teacher 50 per cent, and the one-teacher units, 26.26 per cent.

From Table IV, the cost per pupil operation is largest in the one-teacher schools. One-teacher schools \$44.14, two-teacher schools \$43.75, and the seven-teacher unit \$38.25.

CHAPTER IV
RECOMMENDATIONS

From the interpretations of Tables I through IV, the following recommendations are made:

1. To build Agriculture Room - Farm Shop at Taylorsville High School to care for needs of pupils and to relieve crowded conditions and to provide extra classrooms which are needed.
2. To build lunch room for reasons stated above.
3. The following recommendations are made with reference to consolidation:
 - a. Grades 1 to 6 inclusive should be moved from Riverside and Midway to a two-teacher school at Walker. The 7th and 8th grades in these schools should be taken to Taylorsville.
 - b. Grades 1 to 6 in the Ashe's Creek School should be taken to Taylorsville.
 - c. Camp Branch should be eliminated and all of it taken to Taylorsville.
 - d. Grades 1 to 6 at Wilsonville should be taken to Elk Creek and grades 7 and 8 to Taylorsville.
 - e. Foreman should be taken to Taylorsville.
 - f. The pupils at Riverview who have been going to Mt. Washington, Bullitt County can be cared for by bringing 1 to 6 grades to Waterford and grades 7 and 8 to Taylorsville.
 - g. Grades 1 to 6 at Plumb Creek should be transported to Waterford and grades 7 and 8 to Taylorsville.
4. The board of education should provide free transportation for all

high school pupils.

5. A tax revision should be made as the present income is not sufficient to take care of additional transportation, building and adjustment of teachers' salaries.
6. Two teachers for each primary grade at Taylorsville should be provided.
7. A teacher for upper six grades should be employed to take care of increased enrollment.
8. A second story to present grade building should be constructed to care for increased enrollment and overcrowded conditions.
9. Little Union, Fairview, Locust Grove, Hickory Ridge, Martin and Mitchells Run should remain as one-teacher schools because of present difficulty of transportation.
10. Increase elementary school term from eight months to nine months.

TABLE V
COST OF RECOMMENDED SCHOOL SYSTEM AND TAX REVISION

Type of School (One-Teacher)	Salary	Fuel and Maintenance	Total	Enrollment
Little Union	\$1368.00	\$63.18	\$1431.18	30
Fairview	1368.00	63.18	1431.18	31
Locust Grove	1368.00	63.18	1431.18	17
Hickory Ridge	1368.00	63.18	1431.18	24
Martin	1368.00	63.18	1431.18	16
Mitchells Run (Two-Teacher)	1368.00	63.18	1431.18	10
Elk Creek				
1	1368.00	63.18	(2862.36	(54
2	1368.00	63.18	((
Wakefield				
1	1368.00	63.18	(2862.36	(55
2	1368.00	63.18	((
Waterford				
1	1368.00	63.18	(2862.36	(63
2	1368.00	63.18	((
Walker				
1	1368.00	63.18	(2862.36	(56
2	1368.00	63.18	((
Little Mount				
1	1368.00	63.18	(2862.36	(61
2	1368.00	63.18	((
(Nine-Teacher)				
1st Gr. 2 Teachers	2 x 1368	2 x 131.75	((
2nd Gr. 2 Teachers	2 x 1368	2 x 131.75	((
3rd Gr. 2 Teachers	2 x 1368	2 x 131.75	(13,497.75	(290
4	1368.00	131.75	((
5	1368.00	131.75	((
6	1368.00	131.75	((
TOTAL	34,200.00	2,196.63	36,396.63	

Note: Salary cost figured on basal \$110+\$10. Experience + .50 per college hour. Each grade was placed by a 64 hour teacher with maximum experience, also figured on nine months basis.

Tax Revision

The 1946-47 tax rate in Spencer County is seventy-five cents per hundred of assessed evaluation of property, with poll tax of \$1600 and bank shares' tax \$306.14.

The total cost for operation of present system is:

\$28,966.23	- - -	Salary and maintenance of elementary schools
9,485.31	- - -	Transportation
<u>64,384.17</u>	- - -	Operation of high school, administration cost and other
\$102,835.71	- - -	Total Cost

The total cost of recommended system is:

\$36,396.63	- - -	Salary and maintenance of elementary schools
64,384.17	- - -	High school and administration and other
1,771.20	- - -	Additional high school teacher
<u>18,385.31</u>	- - -	Transportation cost which includes two new buses, one for Wakefield area and the other for Flumb Creek territory, salaries of two new drivers, bus expense and extended route on contractual basis from Elk Creek to Wilsonville
\$120,937.31	- - -	Total Cost

A difference of \$18,101.60 between cost of present system and recommended system exists. There was a loss in census number this year also.

The proposed income set up is as follows:

1948-49 per capita money	- - - - -	40,455.61
1948-49 poll tax	- - - - -	1,600.00
\$76,536 bank share @ .40 per hundred	- - - - -	306.14
4,662,765 property evaluation @ 1.50	- - - - -	\$69,941.47
617,000 franchise @ 1.50	- - - - -	<u>9,255.00</u>
Total Income	- - - - -	\$121,558.22

This total income of \$121,558.22 will be sufficient to care for \$120,937.31 expenditures for proposed set up.

The above figures do not include any cost for building which would amount to the following amount.

New lunch room	- - - - -	\$6,000.00
New agriculture and farm shop	- - - - -	7,000.00
Second story to present grade building	- - - - -	<u>40,000.00</u>
Total cost for building	- - - - -	\$53,000.00

As the maximum tax rate of \$1.50 is employed to care for operation of system, it will be necessary that Spencer County receive aid for building from state appropriations or federal aid.