

REVISITING  $\rho^1$  CANCRI e: A NEW MASS DETERMINATION OF THE TRANSITING SUPER-EARTH\*MICHAEL ENDL<sup>1</sup>, PAUL ROBERTSON<sup>2</sup>, WILLIAM D. COCHRAN<sup>1</sup>, PHILLIP J. MACQUEEN<sup>1</sup>, ERIK J. BRUGAMYER<sup>2</sup>, CAROLINE CALDWELL<sup>2</sup>, ROBERT A. WITTENMYER<sup>3</sup>, STUART I. BARNES<sup>1</sup>, AND KEVIN GULLIKSON<sup>2</sup><sup>1</sup> McDonald Observatory, The University of Texas at Austin, Austin, TX 78712, USA; [mike@astro.as.utexas.edu](mailto:mike@astro.as.utexas.edu)<sup>2</sup> Department of Astronomy, The University of Texas at Austin, Austin, TX 78712, USA<sup>3</sup> Department of Astrophysics and Optics, School of Physics, University of New South Wales, Sydney, Australia

Received 2012 August 3; accepted 2012 August 27; published 2012 October 12

## ABSTRACT

We present a mass determination for the transiting super-Earth  $\rho^1$  Cancri e based on nearly 700 precise radial velocity (RV) measurements. This extensive RV data set consists of data collected by the McDonald Observatory planet search and published data from Lick and Keck observatories. We obtained 212 RV measurements with the Tull Coudé Spectrograph at the Harlan J. Smith 2.7 m Telescope and combined them with a new Doppler reduction of the 131 spectra that we have taken in 2003–2004 with the High-Resolution Spectrograph (HRS) at the Hobby–Eberly Telescope for the original discovery of  $\rho^1$  Cancri e. Using this large data set we obtain a five-planet Keplerian orbital solution for the system and measure an RV semi-amplitude of  $K = 6.29 \pm 0.21 \text{ m s}^{-1}$  for  $\rho^1$  Cnc e and determine a mass of  $8.37 \pm 0.38 M_{\oplus}$ . The uncertainty in mass is thus less than 5%. This planet was previously found to transit its parent star, which allowed them to estimate its radius. Combined with the latest radius estimate from Gillon et al., we obtain a mean density of  $\rho = 4.50 \pm 0.20 \text{ g cm}^{-3}$ . The location of  $\rho^1$  Cnc e in the mass–radius diagram suggests that the planet contains a significant amount of volatiles, possibly a water-rich envelope surrounding a rocky core.

*Key words:* planetary systems – stars: individual ( $\rho^1$  Cancri, 55 Cancri, HR 3522, HD 75732) – techniques: radial velocities

*Online-only material:* color figures, machine-readable table

## 1. INTRODUCTION

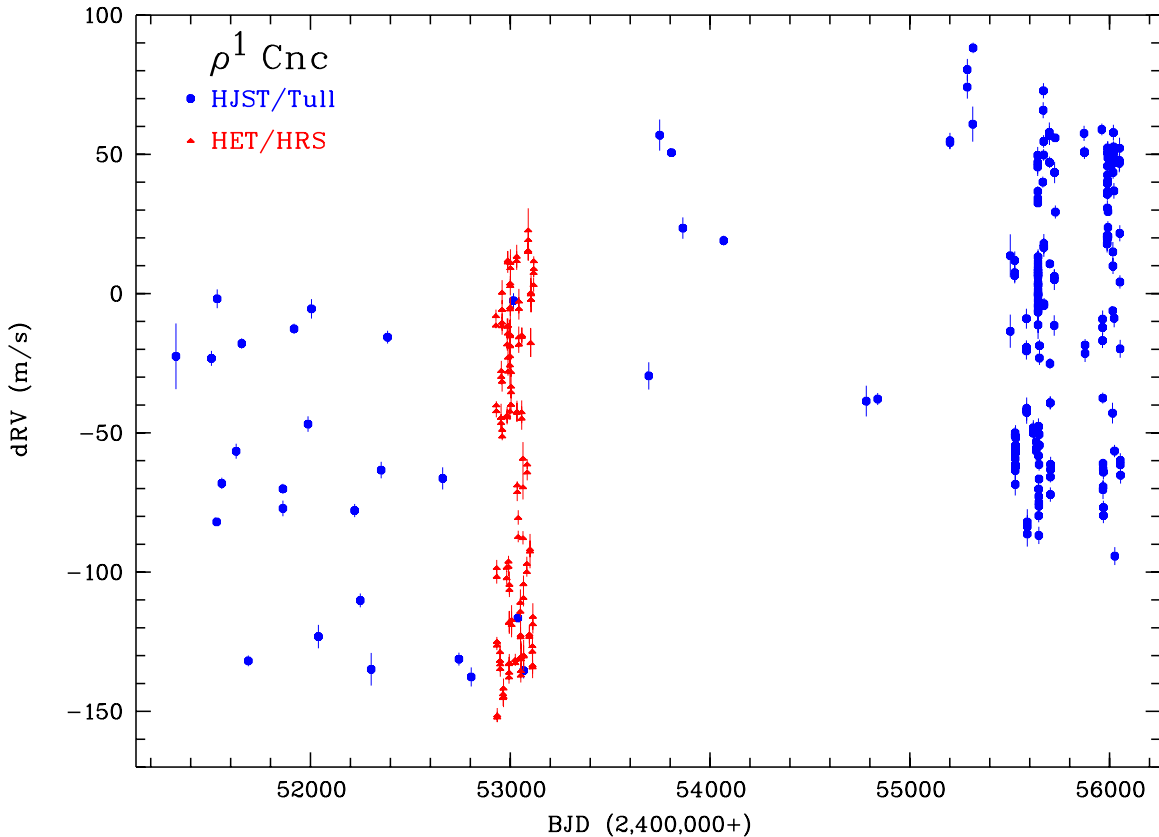
The  $\rho^1$  Cancri planetary system is one of the most interesting, nearby multi-planet systems that was discovered and extensively studied by the radial velocity (RV) technique. The parent star,  $\rho^1$  Cancri (=HR 3522, HD 75732, 55 Cancri), is a  $V = 5.95$  G8V (Montes et al. 2001) star, located at a distance of  $12.3 \pm 0.1 \text{ pc}$ , based on the *Hipparcos* parallax of  $81.03 \pm 0.75 \text{ mas}$  (Van Leeuwen 2007). It is the primary of a wide visual binary with a projected separation of  $\approx 1065 \text{ AU}$  (Mugrauer et al. 2006). The first planet in this system ( $\rho^1$  Cnc b,  $P = 14.65$  days) was found by Butler et al. (1997), based on Lick Observatory RV data. Six years later, Marcy et al. (2002) presented evidence for two more giant planets orbiting this star:  $\rho^1$  Cnc c with a period of 44 days and a very-long-period planet at an orbital separation of 5.5 AU,  $\rho^1$  Cnc d. An intensive RV campaign that we carried out using the Hobby–Eberly Telescope (HET) revealed a short-periodic signal that was, at that time, thought to be one of the first discoveries of a hot Neptune with a minimum mass of  $\sim 17 M_{\oplus}$  and an orbital period of 2.8 days (McArthur et al. 2004, hereafter Mc04), raising the total number of detected planets in this system to four. The planet count was further increased by Fischer et al. (2008, hereafter F08), who presented evidence for a fifth planet with an orbital period of 260 days.

Dawson & Fabrycky (2010, hereafter DF10) re-analyzed the published RV time-series data for this star and claimed that the 2.8 day period of  $\rho^1$  Cnc e is an alias and that the true period of this companion is just 0.7365 days. This shorter period also led to a reduction of the minimum mass of  $\rho^1$  Cnc e to around  $8 M_{\oplus}$ , moving the planet from the Neptune mass range into

the super-Earth mass bin. DF10 pointed out the high a priori transit probability of 25% for a planet and motivated highly precise photometric observations to search for the planetary transit signal. This transit search was indeed successful, using two different space telescopes, *MOST* and *Warm Spitzer*. Winn et al. (2011, hereafter W11) and Demory et al. (2011, hereafter D11) practically simultaneously announced the detection of the transit signal of this super-Earth. The transit thus confirmed the shorter orbital period for  $\rho^1$  Cnc e, as suggested by DF10. D11 measure a planetary radius of  $2.1 \pm 0.17 R_{\oplus}$  and a mean density of  $4.8 \pm 1.3 \text{ g cm}^{-3}$ , while W11 reported a similar radius of  $2.0 \pm 0.14 R_{\oplus}$  and slightly higher mean density of  $5.9_{-1.1}^{+1.5} \text{ g cm}^{-3}$ . This places  $\rho^1$  Cnc e in the mass–radius diagram between the region of high-density rocky planets like CoRoT-7b (Hatzes et al. 2011) and Kepler-10b (Batalha et al. 2011) and planets with a significant amount of volatiles, so-called mini-Neptunes, like GJ 1214b (Charbonneau et al. 2009) and the Kepler-11 planets (Lissauer et al. 2011). An improved radius determination of  $2.17 \pm 0.10 R_{\oplus}$  was presented by Gillon et al. (2012, hereafter G12) by combining the *Spitzer* with the *MOST* photometry. Even more recently, Demory et al. (2012) used *Warm Spitzer* 4.5  $\mu\text{m}$  observations of occultations of  $\rho^1$  Cnc e to detect its thermal emission. Clearly, this nearby transiting super-Earth planet around a bright star offers an abundant variety of very interesting follow-up observations that will allow a detailed characterization of this exoplanet.

In this paper we will focus on the mass determination for  $\rho^1$  Cnc e based on hundreds of precise RV measurements. The paper is structured as follows: we first describe the observations of  $\rho^1$  Cnc at McDonald Observatory in Section 2, Section 3 contains a description of the multi-planet orbital fit that we have performed, and Section 4 discusses our results, in particular the precise mass, for  $\rho^1$  Cnc e.

\* Based partly on observations obtained with the Hobby–Eberly Telescope, which is a joint project of the University of Texas at Austin, the Pennsylvania State University, Stanford University, Ludwig-Maximilians-Universität München, and Georg-August-Universität Göttingen.



**Figure 1.** Thirteen years of precise RV measurements of  $\rho^1$  Cnc by the McDonald Observatory planet search. The filled (blue) circles are the HJST/Tull RV data and the filled (red) triangles represent the HET/HRS results. The two dense clusters of points are the high-cadence campaigns we performed in 2003/2004 with the HET/HRS and starting in 2010 with the HJST/Tull. We subtracted from both data sets the arbitrary, best-fit RV zero-points (HJST:  $\gamma = -22,574.1 \text{ m s}^{-1}$ , HET:  $\gamma = 28,394 \text{ m s}^{-1}$ ) from the joint Keplerian orbit fit (see Section 3). The large scatter of these data is almost entirely due to the Keplerian motion due to the planets in the  $\rho^1$  Cnc system.

(A color version of this figure is available in the online journal.)

## 2. McDONALD OBSERVATORY OBSERVATIONS

We observed  $\rho^1$  Cancri as part of the long-term Doppler exoplanet survey at the Harlan J. Smith 2.7 m Telescope (HJST; e.g., Cochran et al. 1997; Robertson et al. 2012) beginning in 1999 May. For all observations we used the Tull Coudé Spectrograph (Tull et al. 1995) in combination with a  $1''.2$  slit that yields a resolving power of  $R = 60,000$  with two-pixel sampling. The starlight passes through a temperature-controlled iodine vapor ( $\text{I}_2$ ) cell that is mounted in front of the entrance slit. The  $\text{I}_2$  cell provides a precise wavelength calibration and allows us the reconstruction of the instrumental profile at the time of observation. Precise differential RVs are computed from each spectrum using our *Austral* Doppler code (Endl et al. 2000).

As a consequence of the claim of DF10 that the true period of the inner planet is just 0.7365 days, we changed our observing strategy for this star to test this prediction. While  $\rho^1$  Cancri was previously observed with a cadence of once a month or less, we increased the cadence dramatically in 2010. To allow a good sampling of such a short period, we typically observed  $\rho^1$  Cancri several times per month and often up to three times per night. By 2012 June we collected a total of 212 single exposures, expanding the total time baseline of the HJST RV data to 4728 days or almost 13 years.

We combine these RV measurements with an improved Doppler reduction of the 131 spectra obtained with the High-Resolution Spectrograph (HRS; Tull et al. 1995) at HET

**Table 1**  
Precise Radial Velocity Results

BJD	dRV ( $\text{m s}^{-1}$ )	err ( $\text{m s}^{-1}$ )	Telescope/Spectrograph
51326.629453	-22,567.53	11.8	HJST/Tull
51503.889809	-22,568.26	2.7	HJST/Tull
51529.976108	-22,626.99	1.3	HJST/Tull
...			

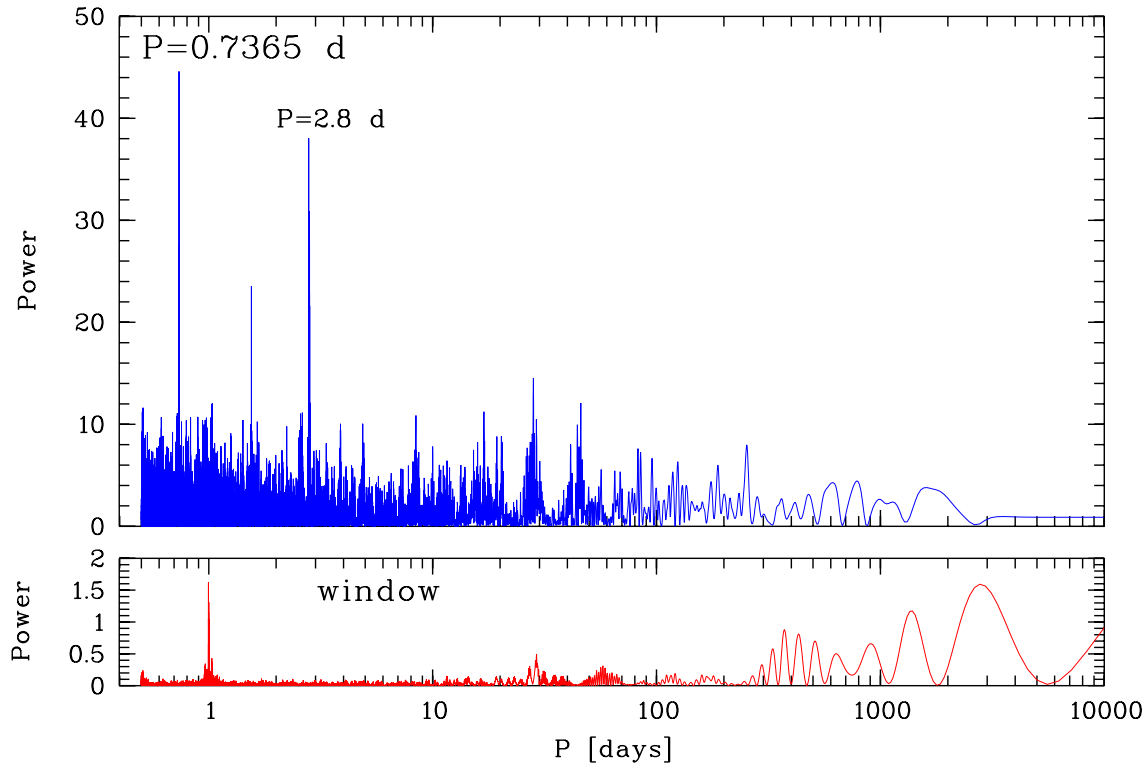
(This table is available in its entirety in a machine-readable form in the online journal. A portion is shown here for guidance regarding its form and content.)

(Ramsey et al. 1998) over the time span of 190 days from 2003 October to 2004 April.

The 343 RV results from HJST/Tull and HET/HRS are displayed in Figure 1 and listed in Table 1. The large scatter in the RV results shown in Figure 1 is almost entirely due to Keplerian motion caused by the planetary system.

## 3. KEPLERIAN ORBITAL SOLUTIONS AND MASS DETERMINATION

We used GaussFit (Jefferys et al. 1988) to perform a simultaneous fit to our RV data of the known four giant planets in this system with periods of 14.7, 43, 260, and  $\approx 4700$  days. We do not add an additional noise term, often called “jitter,” to the uncertainties of the RV measurements. Jitter is sometimes used to account for intrinsic stellar variability, algorithmical



**Figure 2.** Lomb–Scargle periodogram of the 343 RV residuals after subtracting the orbits of the four known giant planets. Clearly, the shorter period at 0.74 days, as suggested by DF10, is a stronger peak than the alias at 2.8 days.

(A color version of this figure is available in the online journal.)

noise, and/or residual instrumental systematic effects (Wright 2005). However, as the physical cause is poorly understood we decided not to add any jitter to the RV data. In principle, the presence of additional planets can also be a cause of larger residual scatter.

The four-planet solution yields periods of  $P_1 = 14.6514 \pm 0.0002$  days,  $P_2 = 43.0 \pm 0.01$  days,  $P_3 = 261.8 \pm 0.3$  days, and  $P_4 = 4660 \pm 37$  days. The total rms scatter of the 343 RV measurements around the four-planet model fit is  $7.5 \text{ m s}^{-1}$  (HJST/Tull:  $7.7 \text{ m s}^{-1}$ , HET/HRS:  $7.2 \text{ m s}^{-1}$ ). The reduced  $\chi^2$  of this fit is 7.6. The biggest difference from F08 is the shorter period for the outermost gas giant. However, the F08 period of  $5218 \pm 230$  days is longer than the time baseline of our observations, which probably explains why we do not find this longer period. We tested this by including the Lick data in the four-planet model, which yield  $4929 \pm 45$  days for the best-fit period of planet d.

We then searched the McDonald Observatory RV residuals from the four-planet fit for a periodic signal due to the innermost companion. The Lomb–Scargle periodogram of the residuals is displayed in Figure 2 and has two prominent and highly significant peaks. The less significant peak with a Scargle power of 38 is at a period of 2.8 days, the original period of planet e announced by Mc04. The shorter period of 0.7365 days is clearly the stronger peak with a power of 44.6.

For all subsequent orbital fits we fixed the eccentricity of  $\rho^1$  Cnc e to 0 because nearly circular orbits are expected based on tidal damping (DF10) and from classic secular theory (Van Laerhoven & Greenberg 2012). The observed occultation phase from Demory et al. (2012) also sets an upper limit of  $e < 0.06$  at the  $3\sigma$  level, consistent with this expectation.

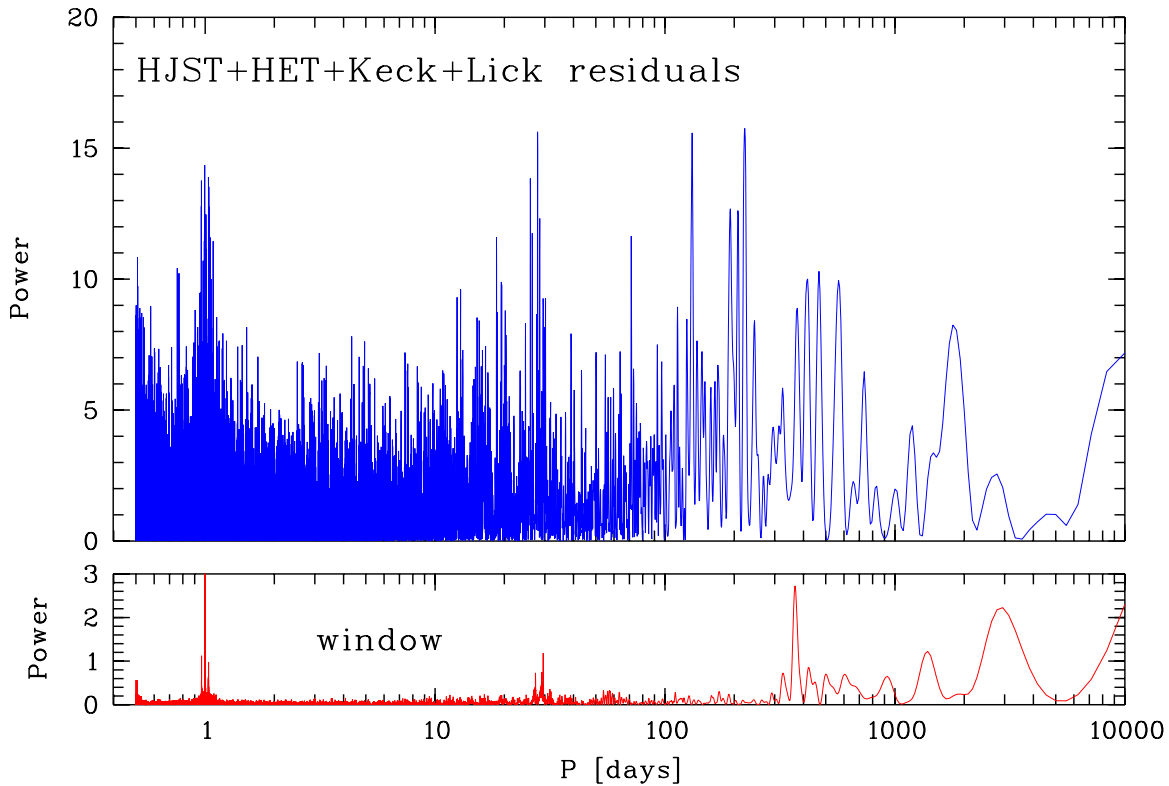
In order to derive a precise companion mass from our measured  $K$  amplitude, we also need a precise mass for the

host star. We adopt the latest value of  $0.905 \pm 0.015 M_\odot$  from von Braun et al. (2011).

We then fit a five-planet model to our RV data with  $P = 0.7365$  days for the innermost companion. The five-planet Keplerian fit yields a reduced  $\chi^2$  of 3.8, and the residual rms scatter around the fit is now reduced to  $5.3 \text{ m s}^{-1}$  (HJST/Tull:  $5.5 \text{ m s}^{-1}$ , HET/HRS:  $5.2 \text{ m s}^{-1}$ ). For  $\rho^1$  Cnc e, we obtain an RV semi-amplitude of  $K = 6.01 \pm 0.38 \text{ m s}^{-1}$ . The errors produced by GaussFit are generated from a maximum-likelihood estimation that is an approximation to a Bayesian maximum a posteriori estimator with a flat prior (Jefferys 1990). Using the McDonald data alone we derive a minimum mass of  $7.95 \pm 0.57 M_\oplus$  for  $\rho^1$  Cnc e. The stellar mass uncertainty of 1.7% and the  $K$  amplitude error of 6.2% hence lead to a planetary mass ( $1\sigma$ ) uncertainty of 7.2%.

To further improve the precision of this mass determination, we add the 70 published RV measurements from Keck Observatory from F08. The Keck data have a time baseline of 2037 days. We performed a new five-planet fit including the arbitrary RV zero-point of the Keck data set as a free parameter. The residual scatter of the 413 RV points is  $5.5 \text{ m s}^{-1}$  (HJST/Tull:  $6.1 \text{ m s}^{-1}$ , HET/HRS:  $5.6 \text{ m s}^{-1}$ , and Keck/HIRES:  $3.1 \text{ m s}^{-1}$ ). Again, we do not detect any significant signal in the RV residuals. The HJST+HET+Keck five-planet fit yields  $K = 6.22 \pm 0.24 \text{ m s}^{-1}$  and a minimum mass of  $8.20 \pm 0.41 M_\oplus$ . The addition of the Keck data increases the precision of the planet’s mass determination to 5%.

In a final step we also include the published long-term (6642 days) RV data (250 measurements) from Lick Observatory from F08. This raises the total number of precise RV measurements to 663 and the total time coverage to 8476 days or 23.2 years. The final five-planet model using HJST+HET+Keck+Lick has a residual rms scatter of  $6.3 \text{ m s}^{-1}$



**Figure 3.** Lomb–Scargle periodogram of the 663 RV residuals after subtracting the orbits of the five planets in the  $\rho^1$  Cnc system. There is no significant signal apparent that could indicate the presence of a sixth planet in the system.

(A color version of this figure is available in the online journal.)

(HJST/Tull:  $6.1 \text{ m s}^{-1}$ , HET/HRS:  $5.6 \text{ m s}^{-1}$ , Keck/HIRES:  $3.3 \text{ m s}^{-1}$ , and Lick/Hamilton:  $7.6 \text{ m s}^{-1}$ ). The Lomb–Scargle periodogram of the residuals shows no significant peak rising over the noise (see Figure 3). Despite over 600 precise RV measurements we do not have any indication yet for a sixth planet in the system.

Including the Lick data changes the value for the semi-amplitude of  $\rho^1$  Cnc e slightly to  $K = 6.29 \pm 0.21 \text{ m s}^{-1}$  and the minimum mass to  $8.30 \pm 0.38 M_{\oplus}$ . By using the McDonald data together with the Keck and Lick RVs, we thus arrive at a mass uncertainty of 4.6%. The phase-folded RV data are displayed in Figure 4 along with the best-fit Keplerian solution for  $\rho^1$  Cnc e after subtracting the four other planets. Table 2 summarizes the parameters we obtained for  $\rho^1$  Cnc e from this full five-planet solution. The orbital parameters for the four giant planets in the  $\rho^1$  Cnc system are listed in Table 3. Since we use the entire RV data that were accumulated by the McDonald Observatory and California planet search, these orbital parameters should also be the best values to the five-planet system.

#### 4. DISCUSSION

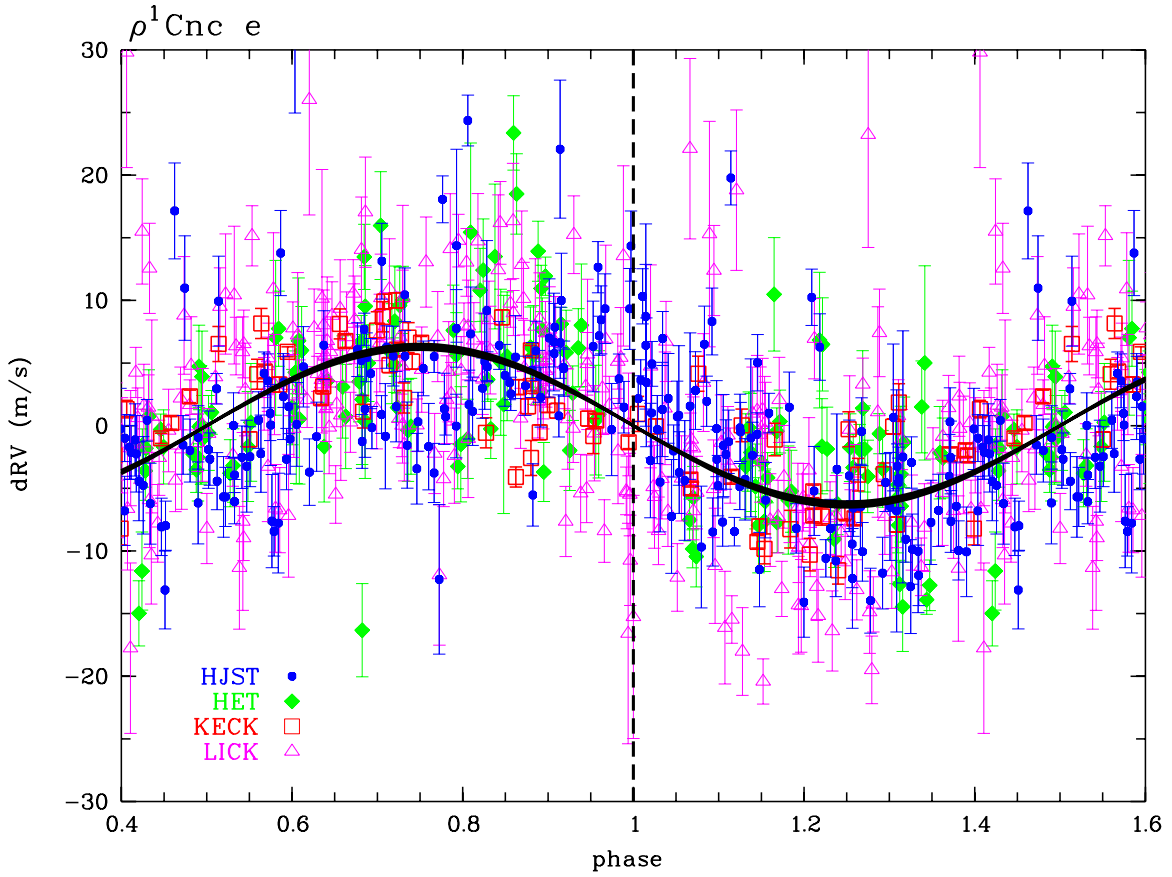
With the inclination  $i$  of  $82^{\circ}.5$  measured by G12 from the photometric transit, we derive a planetary mass of  $8.37 \pm 0.38 M_{\oplus}$  for  $\rho^1$  Cnc e. This value is slightly higher than that reported by D11 ( $7.81 \pm 0.56 M_{\oplus}$ ) and slightly lower than the value of W11 ( $8.63 \pm 0.35 M_{\oplus}$ ). The W11 mass and its error were taken from the orbital solutions of DF10. With our approach, we could not reproduce the small error in  $K$  of only  $0.2 \text{ m s}^{-1}$  presented by DF10 using the Keck and Lick RV data alone (we obtain an uncertainty in  $K$  of  $0.33 \text{ m s}^{-1}$ ).

Our mass estimate is based on twice the amount of RV data and we also benefit from the improved stellar mass

determination of von Braun et al. (2011). We therefore regard this new mass determination as the current best value for  $\rho^1$  Cnc e. The uncertainty in mass is driven by the uncertainty in  $K$  and in second order coupled to the uncertainty in the mass of the host star. We are thus only limited by the precision of the RV measurements and the quality of the stellar parameters of  $\rho^1$  Cnc.

Figure 5 shows  $\rho^1$  Cnc e in the mass–radius diagram compared to models for internal composition of small and low-mass planets from Seager et al. (2007) and three other transiting planets with well-determined masses and radii.  $\rho^1$  Cnc e has the smallest area of uncertainty based on its errors in mass and radius (Kepler-10b has a smaller radius error but a larger uncertainty in mass). As noted by other authors (e.g., G12),  $\rho^1$  Cnc e requires a significant amount of volatiles to explain its location in this diagram. It is located significantly above the model curves for purely rocky planets and approaches the zone of “mini-Neptunes.” Still, it does not require a large H/He envelope, but its mass and radius rather suggest a water-rich envelope around a rocky core.

Kaib et al. (2011) suggest that the  $\rho^1$  Cnc planetary system is coplanar but misaligned with its host star spin axis due to the perturbations of the secondary star. In principle, this can be tested (at least for  $\rho^1$  Cnc e) by observing and measuring the Rossiter–McLaughlin (RM) effect. However, the expected amplitude of the RM effect for  $\rho^1$  Cnc e is only  $0.5 \text{ m s}^{-1}$ , and while RV measurements were obtained during transit by coincidence, a signal of this small amplitude is clearly undetectable by the current data. Future extreme precision RV measurements of several transits (by, e.g., the upgraded HET/HRS or HARPS-North) might allow us to measure the spin–orbit misalignment for this planet.



**Figure 4.** 663 RV measurements of  $\rho^1$  Cnc from HJST (filled circles), HET (diamonds), Keck (boxes), and Lick (triangles), after subtracting the four RV orbits of the giant planets and phased to the transit ephemeris of D11 (transit occurs at phase 1, indicated by the vertical dashed line). Our best-fit Keplerian orbit for the super-Earth is shown as solid line. The width of this line represents the  $1\sigma$  uncertainty of  $0.21 \text{ m s}^{-1}$  in the RV semi-amplitude  $K$ . The residual scatter around this orbit is  $6.3 \text{ m s}^{-1}$  (some of the worst outliers are outside the RV range shown here).

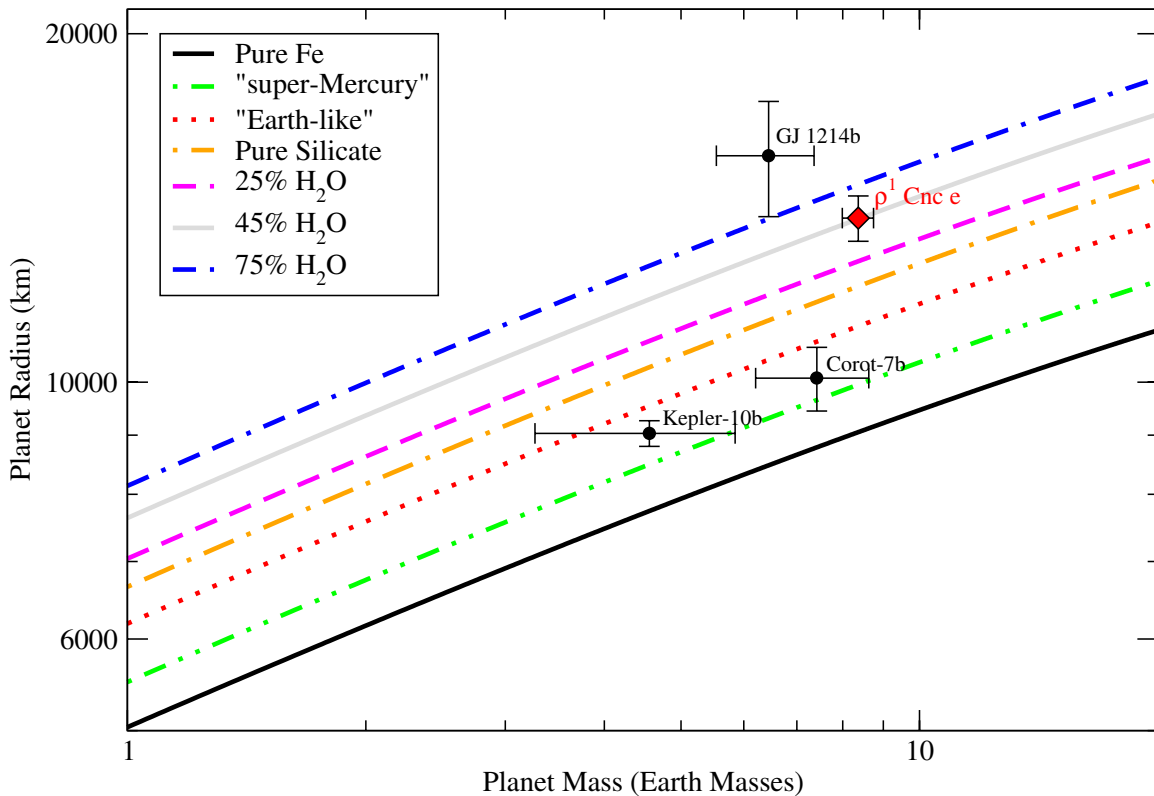
(A color version of this figure is available in the online journal.)

**Table 2**  
Keplerian Orbital Solution for the Super-Earth Planet  $\rho^1$  Cnc e

Parameter	Value	Notes
Period (days)	$0.736546 \pm 0.000003$	
$K$ ( $\text{m s}^{-1}$ )	$6.30 \pm 0.21$	
$e$	0.0	(Fixed)
$\omega$ (deg)	90	(Fixed)
$T_{\text{transit}}(\text{JD})$	$55568.011 \pm 0.008$	55568.03469
rms ( $\text{m s}^{-1}$ )	6.09	HJST/Tull ( $\gamma = -22574.1 \pm 0.7 \text{ m s}^{-1}$ )
rms ( $\text{m s}^{-1}$ )	5.62	HET/HRS ( $\gamma = 28394.0 \pm 0.08 \text{ m s}^{-1}$ )
rms ( $\text{m s}^{-1}$ )	3.25	Keck/HIRES ( $\gamma = 14.4 \pm 0.5 \text{ m s}^{-1}$ )
rms ( $\text{m s}^{-1}$ )	7.55	Lick/Hamilton ( $\gamma = 14.2 \pm 0.5 \text{ m s}^{-1}$ )
Mass ( $M_{\oplus}$ )	$8.37 \pm 0.38$	$i = 82.5$
$\rho$ ( $\text{g cm}^{-3}$ )	$4.50 \pm 0.20$	

**Table 3**  
Keplerian Orbital Solutions for the Four Giant Planets in the  $\rho^1$  Cnc System

Parameter	Planet b	Planet c	Planet f	Planet d
Period (days)	$14.651 \pm 0.0001$	$44.38 \pm 0.007$	$261.2 \pm 0.4$	$4909 \pm 30$
$K$ ( $\text{m s}^{-1}$ )	$71.11 \pm 0.24$	$10.12 \pm 0.23$	$6.2 \pm 0.3$	$45.2 \pm 0.4$
$e$	$0.004 \pm 0.003$	$0.07 \pm 0.02$	$0.32 \pm 0.05$	$0.02 \pm 0.008$
$\omega$ (deg)	$110 \pm 54$	$356 \pm 22$	$139 \pm 8$	$254 \pm 32$
$T_{\text{per}}$ (BJD)	$53035.0 \pm 2.2$	$53083 \pm 3$	$51878 \pm 5$	$53490 \pm 437$
$M \sin i$ ( $M_{\text{Jup}}$ )	$0.80 \pm 0.012$	$0.165 \pm 0.0054$	$0.172 \pm 0.008$	$3.53 \pm 0.08$
$a$ (AU)	$0.1134 \pm 0.0006$	$0.237 \pm 0.0013$	$0.77 \pm 0.005$	$5.47 \pm 0.06$



**Figure 5.**  $\rho^1$  Cnc e in the mass–radius diagram and compared to other transiting super-Earths. The radius value was taken from G12 and the mass is from this work. The parameters for CoRoT-7b were adopted from Hatzes et al. (2011) and Kepler-10b from Batalha et al. (2011). The radius value of GJ 1214b represents an average of the two estimates presented in Carter et al. (2011). The models for the internal composition of planets in this mass and radius range are taken from Seager et al. (2007).

(A color version of this figure is available in the online journal.)

As mentioned before, despite the large quantity of precise RV measurements we did not detect any significant residual signal that could indicate a sixth planet in the system. The most interesting peak is near 131 days, as the window function is clean at this period value, and it would be at an orbital separation between the 43 days and the 261 days planet. But this peak has only a modest power and is not statistically significant. However, there is a rapidly increasing “treasure trove” of precise RV measurements for this system, with our paper adding over 300 RV points to the published sample. This should allow in the future to achieve sensitivity for more planets, either with lower mass or at longer orbital periods and especially in the habitable zone and in the currently large empty region between the inner four planets and the distant outer planet at  $a \approx 5$  AU. The  $\rho^1$  Cnc multi-planetary system likely has more exciting discoveries waiting to be made.

We thank our referee Kaspar von Braun for his thoughtful comments that helped to improve the manuscript. This material is based on work supported by the National Aeronautics and Space Administration under grant NNX09AB30G through the Origins of Solar Systems program. P. Robertson is supported by a University of Texas at Austin Continuing Fellowship. The Hobby–Eberly Telescope (HET) is a joint project of the University of Texas at Austin, the Pennsylvania State University, Stanford University, Ludwig-Maximilians-Universität München, and Georg-August-Universität Göttingen. The HET is named in honor of its principal benefactors, William P. Hobby

and Robert E. Eberly. We thank the McDonald Observatory TAC for generous allocation of observing time. We are grateful to the HET Resident Astronomers and Telescope Operators for their valuable assistance in gathering our HET/HRS data. We also thank all previous observers of the planet search program at the HJST: Artie P. Hatzes, Diane Paulson, and Candace Gray. We also thank the California Planet Search Group for publishing their extensive RV data from Lick and Keck observatories.

## REFERENCES

- Batalha, N. M., Borucki, W. J., Bryson, S. T., et al. 2011, *ApJ*, 729, 27  
 Butler, R. P., Marcy, G. W., Williams, E., et al. 1997, *ApJ*, 474, L115  
 Carter, J. A., Winn, J. N., Holman, M. J., et al. 2011, *ApJ*, 730, 82  
 Charbonneau, D., Berta, Z. K., Irwin, J., et al. 2009, *Nature*, 462, 891  
 Cochran, W. D., Hatzes, A. P., Butler, R. P., & Marcy, G. W. 1997, *ApJ*, 483, 457  
 Dawson, R. I., & Fabrycky, D. 2010, *ApJ*, 722, 937 (DF10)  
 Demory, B.-O., Gillon, M., Deming, D., et al. 2011, *A&A*, 533, 114 (D11)  
 Demory, B.-O., Gillon, M., Seager, S., et al. 2012, *ApJ*, 751, L28  
 Endl, M., Kürster, M., & Els, S. 2000, *A&A*, 362, 585  
 Fischer, D. A., Marcy, G. W., Butler, R. P., et al. 2008, *ApJ*, 675, 790 (F08)  
 Gillon, M., Demory, B.-O., Benneke, B., et al. 2012, *A&A*, 539, 28 (G12)  
 Hatzes, A.P., Fridlund, M., Nachmani, G., et al. 2011, *ApJ*, 743, 75  
 Jefferys, W. H. 1990, *Biometrika*, 77, 597  
 Jefferys, W. H., Fitzpatrick, M. J., & McArthur, B. E. 1988, *Celest. Mech.*, 41, 39  
 Kaib, N. A., Raymond, S. N., & Duncan, M. J. 2011, *ApJ*, 742, L24  
 Lissauer, J. J., Fabrycky, D.C., Ford, E., et al. 2011, *Nature*, 470, 53  
 Marcy, G. W., Butler, R. P., Fischer, D. A., et al. 2002, *ApJ*, 581, 1375  
 McArthur, B. E., Endl, M., Cochran, W. D., et al. 2004, *ApJ*, 614, L81 (Mc04)  
 Montes, D., López-Santiago, J., Gálvez, M. C., et al. 2001, *MNRAS*, 328, 45

- Mugrauer, M., Neuhäuser, R., Mazeh, T., et al. 2006, *Astron. Nachr.*, **327**, 321
- Ramsey, L. W., Adams, M. T., Barnes, T. G., et al. 1998, *Proc. SPIE*, **3352**, 34
- Robertson, P., Endl, M., Cochran, W. D., et al. 2012, *ApJ*, **749**, 39
- Seager, S., Kuchner, M., Hier-Majumder, C. A., & Militzer, B. 2007, *ApJ*, **669**, 1279
- Tull, R. G., MacQueen, P. J., Sneden, C., & Lambert, D. L. 1995, *PASP*, **107**, 251
- Van Laerhoven, C., & Greenberg, R. 2012, *Celest. Mech. Dyn. Astron.*, **113**, 2
- Van Leeuwen, F. 2007, *A&A*, **474**, 653
- von Braun, K., Boyajian, T. S., ten Brummelaar, T. A., et al. 2011, *ApJ*, **740**, 49
- Winn, J. N., Matthews, J. M., Dawson, R. I., et al. 2011, *ApJ*, **737**, L18 (W11)
- Wright, J. T. 2005, *PASP*, **117**, 657