

TESTING THE ASTEROSEISMIC MASS SCALE USING METAL-POOR STARS CHARACTERIZED WITH APOGEE AND *KEPLER*

COURTNEY R. EPSTEIN¹, YVONNE P. ELSWORTH², JENNIFER A. JOHNSON^{1,3}, MATTHEW SHETRONE⁴, BENOÎT MOSSER⁵, SASKIA HEKKER⁶, JAMIE TAYAR¹, PAUL HARDING⁷, MARC PINSONNEAULT¹, VÍCTOR SILVA AGUIRRE⁸, SARBANI BASU⁹, TIMOTHY C. BEERS¹⁰, DMITRY BIZYAEV¹¹, TIMOTHY R. BEDDING¹², WILLIAM J. CHAPLIN², PETER M. FRINCHABOY¹³, RAFAEL A. GARCÍA¹⁴, ANA E. GARCÍA PÉREZ¹⁵, FRED R. HEARTY¹⁵, DANIEL HUBER¹⁶, INESE I. IVANS¹⁷, STEVEN R. MAJEWSKI¹⁵, SAVITA MATHUR¹⁸, DAVID NIDEVER¹⁹, ALDO SERENELLI²⁰, RICARDO P. SCHIAVON²¹, DONALD P. SCHNEIDER^{22,23}, RALPH SCHÖNRICH^{1,24}, JENNIFER S. SOBECK²⁵, KEIVAN G. STASSUN²⁶, DENNIS STELLO¹², AND GAIL ZASOWSKI^{1,3,27}

¹ Department of Astronomy, Ohio State University, 140 W. 18th Avenue, Columbus, OH 43210, USA; epstein@astronomy.ohio-state.edu

² School of Physics & Astronomy, University of Birmingham, Edgbaston Park Road, West Midlands, Birmingham B15 2TT, UK

³ Center for Cosmology and Astro-Particle Physics, Ohio State University, Columbus, OH 43210, USA

⁴ McDonald Observatory, The University of Texas at Austin, 1 University Station, C1400, Austin, TX 78712-0259, USA

⁵ LESIA, CNRS, Université Pierre et Marie Curie, Université Denis Diderot, Observatoire de Paris, F-92195 Meudon Cedex, France

⁶ Max-Planck-Institut für Sonnensystemforschung, Justus-von-Liebig-Weg 3, D-37077 Göttingen, Germany

⁷ Department of Astronomy, Case Western Reserve University, Cleveland, OH 44106-7215, USA

⁸ Stellar Astrophysics Centre, Department of Physics and Astronomy, Aarhus University, Ny Munkegade 120, DK-8000 Aarhus C, Denmark

⁹ Department of Astronomy, Yale University, P.O. Box 208101, New Haven, CT 06520-8101, USA

¹⁰ National Optical Astronomy Observatory, Tucson, AZ 85719, USA and JINA: Joint Institute for Nuclear Astrophysics

¹¹ Apache Point Observatory, Sunspot, NM 88349, USA

¹² Sydney Institute for Astronomy (SfA), School of Physics, University of Sydney, NSW 2006, Australia

¹³ Department of Physics & Astronomy, Texas Christian University, TCU Box 298840, Fort Worth, TX 76129, USA

¹⁴ Laboratoire AIM, CEA/DSM-CNRS, Université Paris 7 Diderot, IRFU/Sap, Centre de Saclay, F-91191, Gif-sur-Yvette, France

¹⁵ Department of Astronomy, University of Virginia, Charlottesville, VA 22904, USA

¹⁶ NASA Ames Research Center, Moffett Field, CA 94035, USA

¹⁷ Department of Physics and Astronomy, The University of Utah, Salt Lake City, UT 84112, USA

¹⁸ Space Science Institute, 4750 Walnut Street Suite #205, Boulder, CO 80301, USA

¹⁹ Department of Astronomy, University of Michigan, Ann Arbor, MI 48109, USA

²⁰ Institute of Space Sciences (IEEC-CSIC), Campus UAB, Fac. Cincies, Torre C5 parell 2, E-08193 Bellaterra, Spain

²¹ Astrophysics Research Institute, IC2, Liverpool Science Park, Liverpool John Moores University, 146 Brownlow Hill, Liverpool, L3 5RF, UK

²² Department of Astronomy and Astrophysics, The Pennsylvania State University, University Park, PA 16802, USA

²³ Institute for Gravitation and the Cosmos, The Pennsylvania State University, University Park, PA 16802, USA

²⁴ Rudolf-Peierls Centre for Theoretical Physics, University of Oxford, 1 Keble Road, OX1 3NP, Oxford, UK

²⁵ JINA: Joint Institute for Nuclear Astrophysics and Department of Astronomy & Astrophysics, University of Chicago, 5640 S. Ellis Avenue, Chicago, IL 60637, USA

²⁶ Department of Physics & Astronomy, Vanderbilt University, Nashville, TN 37235, USA

²⁷ Department of Physics and Astronomy, Johns Hopkins University, Baltimore, MD, USA

Received 2013 December 17; accepted 2014 March 6; published 2014 April 3

ABSTRACT

Fundamental stellar properties, such as mass, radius, and age, can be inferred using asteroseismology. Cool stars with convective envelopes have turbulent motions that can stochastically drive and damp pulsations. The properties of the oscillation frequency power spectrum can be tied to mass and radius through solar-scaled asteroseismic relations. Stellar properties derived using these scaling relations need verification over a range of metallicities. Because the age and mass of halo stars are well-constrained by astrophysical priors, they provide an independent, empirical check on asteroseismic mass estimates in the low-metallicity regime. We identify nine metal-poor red giants (including six stars that are kinematically associated with the halo) from a sample observed by both the *Kepler* space telescope and the Sloan Digital Sky Survey-III APOGEE spectroscopic survey. We compare masses inferred using asteroseismology to those expected for halo and thick-disk stars. Although our sample is small, standard scaling relations, combined with asteroseismic parameters from the APOKASC Catalog, produce masses that are systematically higher ($\langle \Delta M \rangle = 0.17 \pm 0.05 M_{\odot}$) than astrophysical expectations. The magnitude of the mass discrepancy is reduced by known theoretical corrections to the measured large frequency separation scaling relationship. Using alternative methods for measuring asteroseismic parameters induces systematic shifts at the $0.04 M_{\odot}$ level. We also compare published asteroseismic analyses with scaling relationship masses to examine the impact of using the frequency of maximum power as a constraint. Upcoming APOKASC observations will provide a larger sample of ~ 100 metal-poor stars, important for detailed asteroseismic characterization of Galactic stellar populations.

Key words: asteroseismology – Galaxy: halo – stars: fundamental parameters

1. INTRODUCTION

Accurate determinations of fundamental stellar properties are required to improve our understanding of stellar populations and Galactic formation. Inferring these properties is notoriously

difficult, unless stars are members of clusters or eclipsing binary systems. However, we can probe stellar interiors through global oscillations. After several ground-based studies (Bedding 2014) and serendipitous space-based observations (*Hubble Space Telescope* and WIRE; e.g., Stello & Gilliland 2009 and references

therein), the space-based telescopes *CoRoT* (Michel et al. 2008) and *Kepler* (Borucki et al. 2010) made asteroseismic characterization possible for thousands of stars. In an asteroseismic analysis, the average spacing between consecutive overtones of the same angular degree (average large frequency separation, $\Delta\nu$) and the peak in the Gaussian-like envelope of mode amplitudes (frequency of maximum oscillation power, ν_{\max}) is derived from the frequency power spectrum. For oscillations driven by surface convection, empirical scaling relations (hereafter SRs; Kjeldsen & Bedding 1995 and references therein) connect these asteroseismic observables to mass, radius, and effective temperature:

$$\frac{\Delta\nu}{\Delta\nu_{\odot}} \simeq \left(\frac{M}{M_{\odot}}\right)^{1/2} \left(\frac{R}{R_{\odot}}\right)^{-3/2} \quad (1)$$

$$\frac{\nu_{\max}}{\nu_{\max,\odot}} \simeq \left(\frac{M}{M_{\odot}}\right) \left(\frac{R}{R_{\odot}}\right)^{-2} \left(\frac{T_{\text{eff}}}{T_{\text{eff},\odot}}\right)^{-1/2}, \quad (2)$$

where $\Delta\nu_{\odot} = 135.0 \pm 0.1 \mu\text{Hz}$, $\nu_{\max,\odot} = 3140 \pm 30 \mu\text{Hz}$, and $T_{\text{eff},\odot} = 5777 \text{ K}$ (M. Pinsonneault et al., in preparation). Solving for mass and radius yields

$$\frac{M}{M_{\odot}} \simeq \left(\frac{\nu_{\max}}{\nu_{\max,\odot}}\right)^3 \left(\frac{\Delta\nu}{\Delta\nu_{\odot}}\right)^{-4} \left(\frac{T_{\text{eff}}}{T_{\text{eff},\odot}}\right)^{3/2} \quad (3)$$

$$\frac{R}{R_{\odot}} \simeq \left(\frac{\nu_{\max}}{\nu_{\max,\odot}}\right) \left(\frac{\Delta\nu}{\Delta\nu_{\odot}}\right)^{-2} \left(\frac{T_{\text{eff}}}{T_{\text{eff},\odot}}\right)^{1/2}. \quad (4)$$

The SRs take no account of metallicity dependence and they were developed for stars like the Sun, so it is not obvious that they should work for red giant branch (RGB) stars, which have a different internal structure. There are observational and theoretical problems with defining and measuring ν_{\max} and $\Delta\nu$.

Empirical tests of the radius and mass from SRs have been restricted to metallicities near solar ($-0.5 \lesssim [\text{Fe}/\text{H}] \lesssim +0.4$). Asteroseismic radii agree within $<5\%$ when compared with interferometry (Huber et al. 2012), *Hipparcos* parallaxes (Silva Aguirre et al. 2012), and RGB stars in the open cluster NGC 6791 (Miglio et al. 2012). SR masses are less precise than SR radii and fundamental mass calibration is also intrinsically more difficult. Brogaard et al. (2012) anchored the mass scale of the super-solar cluster NGC 6791 to measurements of eclipsing binaries at the main-sequence turn-off (MSTO) and inferred $M_{\text{RGB}} = 1.15 \pm 0.02 M_{\odot}$, lower than masses derived from standard SRs ($M_{\text{RGB}} = 1.20 \pm 0.01 M_{\odot}$ and $1.23 \pm 0.02 M_{\odot}$ from Basu et al. 2011 and Miglio et al. 2012, respectively). This is not conclusive evidence that the SRs are in error because the mass estimates are sensitive to temperature scale and bolometric corrections. Even using a new less-temperature sensitive SR, Wu et al. (2014) found $M_{\text{RGB}} = 1.24 \pm 0.03 M_{\odot}$ in NGC 6791.

The Kepler Asteroseismic Science Consortium (KASC) detected solar-like oscillations in 13,000+ red giants (e.g., Stello et al. 2013). As part of the Sloan Digital Sky Survey III (SDSS-III; Eisenstein et al. 2011), the Apache Point Observatory Galaxy Evolution Experiment (APOGEE; S. R. Majewski et al., in preparation) is obtaining follow-up spectra of these asteroseismic targets. APOGEE uses a high-resolution ($R \sim 22,500$), *H*-band, multi-object spectrograph whose seven square-degree field of view (Gunn et al. 2006) is well-matched to the size of one of *Kepler*'s 21 CCD modules. The APOKASC

Catalog (M. Pinsonneault et al., in preparation) reports asteroseismic and spectroscopic results for stars in the *Kepler* field observed in APOGEE's first year of operations.

M. Pinsonneault et al. (in preparation) describe the asteroseismic analysis, including the preparation of raw *Kepler* light curves (García et al. 2011), measurement of $\Delta\nu$ and ν_{\max} , and outlier rejection procedures. We used up to five methods to extract $\Delta\nu$ and ν_{\max} from the frequency-power spectrum (Huber et al. 2009; Hekker et al. 2010, OCT; Kallinger et al. 2010; Mathur et al. 2010; Mosser et al. 2011, COR). Because the OCT method had the highest overall completion fraction, the APOKASC Catalog reports $\Delta\nu$ and ν_{\max} from OCT with uncertainties that combine, in quadrature, the formal OCT uncertainty, the standard deviation of results from all methods, and an allowance for known issues with the SR (e.g., Miglio et al. 2012).

We perform with the APOKASC sample the first test of asteroseismic SR mass estimates in the low-metallicity regime where strong priors on stellar ages and masses exist. For this, we identify rare halo stars, explicitly targeting high-proper motion stars and low-metallicity candidates selected using Washington photometry (P. Harding et al., in preparation) and low-resolution spectroscopy.

2. THE METAL-POOR SAMPLE

We identified 9 stars among the 1900 red giants in the APOKASC catalog with $[\text{M}/\text{H}] < -1$, measured asteroseismic parameters, and no “BAD” spectroscopic parameters (Table 1). Spectroscopic properties in the catalog were derived using the APOGEE Stellar Parameters and Chemical Abundances Pipeline (ASPCAP; A. E. García Pérez et al., in preparation). ASPCAP used χ^2 minimization in a library of synthetic spectra to find the combination of temperature (T_{eff}), surface gravity ($\log g$), metallicity ($[\text{M}/\text{H}]_{\text{ASPCAP}}$), carbon ($[\text{C}/\text{M}]$), nitrogen ($[\text{N}/\text{M}]$), and alpha-element abundance ($[\alpha/\text{M}]$) that best reproduced the observed spectrum. We adopt the calibration from Mészáros et al. (2013), who compared the raw ASPCAP stellar parameters with well-studied clusters and asteroseismic $\log g$ and corrected raw ASPCAP metallicities to reflect $[\text{Fe}/\text{H}]$. We also performed a line-by-line analysis of Fe, C, O, Mg, Si, and Al for the three most metal-poor stars, confirming the ASPCAP stellar parameters and abundances.

We used kinematics to discriminate between halo and disk populations. APOGEE measures radial velocities accurate to better than 150 m s^{-1} (D. Nidever et al., in preparation), and UCAC-4 (Zacharias et al. 2013) reports proper motions. Adopting Schlegel et al. (1998) extinctions and Bressan et al. (2012) bolometric corrections, we calculated luminosities from SR radii and ASPCAP T_{eff} s and then distances from the Two Micron All Sky Survey *J*-band magnitude (Skrutskie et al. 2006). Three-dimensional space velocities (U, V, W) were derived using the Johnson & Soderblom (1987) prescription, correcting for the solar motion relative to the local standard of rest (LSR; Schönrich et al. 2010). From a Toomre diagram (Figure 1(a)), the four most metal-poor stars in our sample show halo-like kinematics, KIC 11181828 and KIC 5858947 are ambiguous, and the remaining three show thick-disk-like kinematics.

3. ESTABLISHING AGE AND MASS EXPECTATIONS

Independent measurements of the mass and age of halo and thick-disk stars determined the astrophysical priors that

Table 1
Stellar Properties for the Metal-poor APOKASC Sample

KIC ID	Schlegel et al. (1998)		GHB2009 IRFM T_{eff} Assuming $E(B - V) =$			Typical IRFM T_{eff}	APOGEE Spectroscopic Parameters				Kinematics			Measured Seismic Parameters		Asteroseismic Scaling Relations, Assuming Spectroscopic T_{eff}			
	$E(B - V)$	$E(B - V)$	Zero (K)	Schlegel (K)	KIC (K)	σ_{rand} (K)	T_{eff} (K)	$\log g$ (dex)	[M/H] (dex)	Distance (kpc)	U (km s^{-1})	V (km s^{-1})	W (km s^{-1})	$\Delta\nu$ (μHz)	ν_{max} (μHz)	Mass (M_{\odot})	Radius (R_{\odot})	$\log g$ (dex)	
Halo																			
A	7191496	0.11	0.12	4930	5133	5167	100	4899 ± 176	2.01 ± 0.39	-2.29 ± 0.16	2.45 ± 0.24	-67 ± 16	-260 ± 8	-72 ± 23	2.46 ± 0.06	16.83 ± 0.72	1.09 ± 0.19	14.87 ± 1.01	2.13 ± 0.05
B	12017985	0.1	0.1	4989	5178	5187	110	4862 ± 163	1.99 ± 0.33	-2.20 ± 0.13	1.1 ± 0.11	145 ± 15	-180 ± 1	-82 ± 8	2.62 ± 0.08	18.59 ± 0.71	1.13 ± 0.20	14.43 ± 1.08	2.17 ± 0.04
C	8017159	0.07	0.12	4649	4764	4847	100	4586 ± 162	1.10 ± 0.29	-2.09 ± 0.13	3.3 ± 0.78	-280 ± 46	-288 ± 9	-26 ± 24	0.64 ± 0.07	3.08 ± 0.13	1.32 ± 0.61	38.90 ± 8.70	1.38 ± 0.05
D	11563791	0.08	0.11	4892	5041	5095	90	4820 ± 131	2.30 ± 0.20	-1.36 ± 0.10	0.99 ± 0.07	13 ± 7	-277 ± 3	81 ± 10	4.95 ± 0.11	41.82 ± 0.81	1.00 ± 0.12	9.05 ± 0.46	2.52 ± 0.03
E	11181828	0.07	0.14	4771	4884	5014	100	4702 ± 121	2.16 ± 0.24	-1.05 ± 0.09	2.23 ± 0.17	-70 ± 81	-90 ± 9	177 ± 37	4.13 ± 0.09	33.49 ± 0.72	1.02 ± 0.12	10.29 ± 0.53	2.42 ± 0.03
F	5858947	0.11	0.11	5051	5257	5247	120	4820 ± 119	2.73 ± 0.20	-1.04 ± 0.09	0.7 ± 0.05	147 ± 10	-160 ± 4	14 ± 9	14.41 ± 0.26	174.41 ± 4.18	1.01 ± 0.11	4.45 ± 0.21	3.14 ± 0.03
Thick Disk																			
G	7019157	0.06	0.16	4936	5042	5219	80	4754 ± 129	2.02 ± 0.20	-1.28 ± 0.10	2.33 ± 0.19	91 ± 15	-37 ± 5	-18 ± 13	3.43 ± 0.08	27.68 ± 0.80	1.23 ± 0.17	12.39 ± 0.71	2.34 ± 0.03
H	4345370	0.12	0.16	4617	4811	4872	100	4726 ± 125	2.25 ± 0.20	-1.17 ± 0.09	1.32 ± 0.1	-19 ± 13	-94 ± 8	-71 ± 20	4.03 ± 0.09	31.81 ± 0.69	0.97 ± 0.12	10.29 ± 0.54	2.40 ± 0.03
I	7265189	0.07	0.11	4915	5031	5107	120	4903 ± 138	2.72 ± 0.23	-1.08 ± 0.09	1.24 ± 0.09	93 ± 7	-19 ± 4	113 ± 10	8.43 ± 0.17	85.01 ± 1.78	1.02 ± 0.12	6.40 ± 0.31	2.83 ± 0.03

Note. Pixel data (Q0–Q12) are available for KIC 4345370, KIC 5858947, and KIC 8017159; otherwise public data (Q0–Q8) were used.

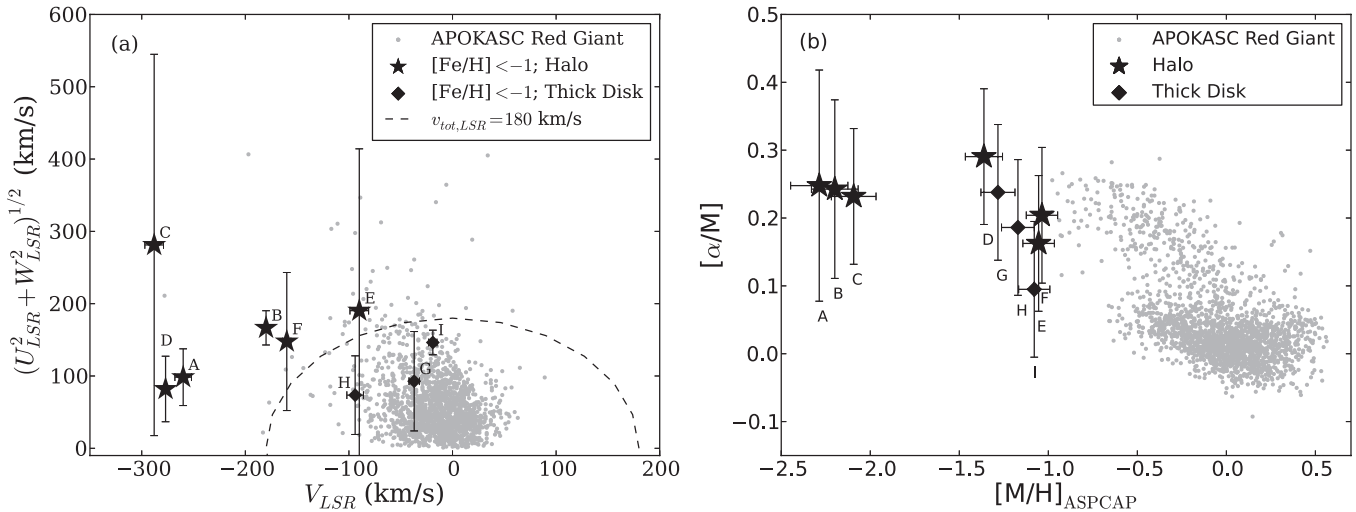


Figure 1. Left: Toomre diagram of red giants with seismic detections in the APOKASC sample, using $v_{\text{tot,LSR}} = 180 \text{ km s}^{-1}$ as the kinematical division between stars classified as halo and disk (Venn et al. 2004). Right: metal-poor stars have enhanced ASPCAP $[\alpha/\text{Fe}]$.

we adopted for the mass of metal-poor APOKASC stars. The best direct mass constraint for a metal-poor star comes from an MSTO eclipsing binary in the thick-disk globular cluster (GC) 47 Tuc, with measured masses $M_p = 0.8762 \pm 0.0048 M_\odot$ and $M_s = 0.8588 \pm 0.0060 M_\odot$ (Thompson et al. 2010).

Age constraints are more readily available than direct mass determinations, and provide an indirect constraint on halo-star masses. GC ages are inferred by determining the color and luminosity of the MSTO (e.g., Gratton et al. 1997), or by using the white dwarf cooling sequence (e.g., Hansen et al. 2002). Field-star ages have been derived using the masses of local white dwarfs (Kalirai 2012), and the imprint left by the MSTO on the stellar temperature distribution function (Jofré & Weiss 2011). All of these methods indicate that the Galactic halo is 10 Gyr or older, with a mean value around 12 Gyr.

All nine of our metal-poor stars are α -rich (Figure 1(b)), in agreement with the range of $[\alpha/\text{Fe}]$ seen for halo GCs (Mészáros et al. 2013). Thick-disk stars are as α -enhanced as the halo stars, suggesting that they also formed before Type Ia supernova significantly polluted the interstellar medium, which occurred 1–1.5 Gyr after star formation began (e.g., Matteucci et al. 2009). From a volume-limited sample of *Hipparcos* stars, Fuhrmann (2011 and references therein) argued that the thick disk formed in a single-burst 12–13 Gyr ago, followed by a gap in star formation. Haywood et al. (2013) found some α -enhanced, metal-poor disk stars as old as 13 Gyr, but none younger than 8 Gyr. The age of the universe (13.77 ± 0.059 Gyr; Bennett et al. 2013) provides the upper bound on age.

Translating age constraints into mass expectations for metal-poor stars requires stellar models, which depend on the adopted helium and heavy-element mixture. We expect these nine stars to have a normal (near-primordial) helium abundance because our line-by-line spectroscopic analysis did not reveal Al -enhancements such as those seen in He-rich, second-generation GC stars (e.g., Ventura & D’Antona 2008). To establish mass expectations, we consider only first ascent RGB models; in Section 4.2, we discuss more evolved stars. We defined the range of expected halo-star masses and uncertainties by adopting $\pm 2\sigma$ ranges of +0.2 to +0.4 dex for $[\alpha/\text{Fe}]$, 10 to 13.77 Gyr for the age of the halo, and 8 to 13.77 Gyr for the age of the thick disk. We determined the fractional uncertainty in age at fixed mass by perturbing the input physics using the Yale Rotating Evolution

Code. We modeled uncertainties in assumed helium abundance, heavy-element mixture, nuclear reaction rates, equation of state, opacity, model atmosphere, and heavy element diffusion rate as in van Saders & Pinsonneault (2012). We added these uncertainties in quadrature to find the total fractional age uncertainty due to the choice of input physics for a RGB star to be $< \pm 5\%$. This value was converted to a $< \pm 1.5\%$ uncertainty in mass by defining a mass–age–composition relationship for first-ascent RGB stars using a grid of Dartmouth stellar evolution tracks (Dotter et al. 2008). Because of the rapid evolution along the RGB, the age difference between $\log g = 1.0$ and $\log g = 3.0$ changes the mass by $< 0.3\%$ at fixed composition. This yielded a range of expected stellar masses as a function of metallicity, which may be directly compared to SR-based masses. Our total theoretical 1σ errors for halo and thick-disk stars are $\pm 0.020 M_\odot$ and $\pm 0.035 M_\odot$, respectively. The mean value of the expected mass varies slowly with metallicity at fixed age: a +0.3 dex shift in $[\text{Fe}/\text{H}]$ at fixed T_{eff} increases the expected mass by only $\Delta M \lesssim 0.02 M_\odot$.

4. RESULTS AND DISCUSSION

We computed SR masses and uncertainties using Equation (3), taking as inputs spectroscopic temperature, $\Delta\nu$, and ν_{max} and their uncertainties from the APOKASC Catalog. We compare these SR masses with our expectations for the halo and thick disk (Section 3) in Figure 2. All of the SR-based mass estimates lie above the expected range. We computed $\langle \Delta M \rangle$, the weighted mean of the difference between the SR mass and the midline of the corresponding halo/thick-disk theoretical band at the appropriate metallicity, to be $0.17 \pm 0.05 M_\odot$ (standard error of the mean). We conservatively compare stars with an ambiguous kinematic classification to the wider thick-disk band. Weights include uncertainties in the SR masses and 1σ uncertainties in the theoretical expectations. This $> 3\sigma$ mass difference is significant and could result from some combination of (1) a problem with the physics in the stellar models; (2) problems in the definition or measurement of $\Delta\nu$, ν_{max} , or T_{eff} ; (3) a stellar populations effect; or (4) a breakdown in the underlying SR when extrapolated from the Sun to other stars. Point (1) was addressed in Section 3. We examine the remaining possibilities below.

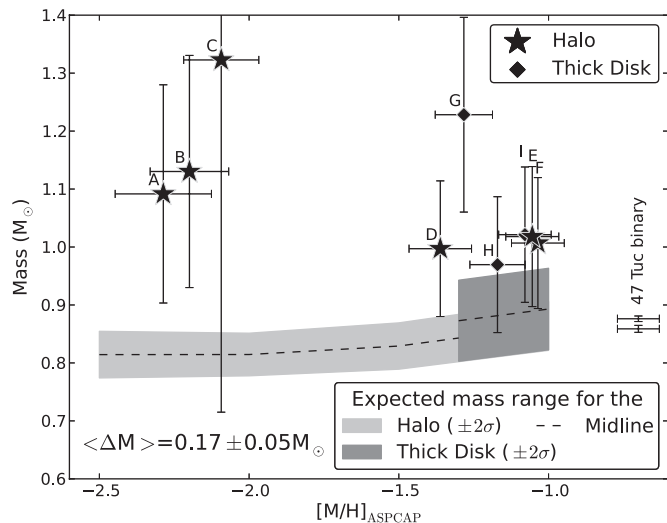


Figure 2. Thick-disk (diamonds) and halo (stars) SR masses, calculated using $\Delta\nu$ and ν_{\max} from the APOKASC catalog, vs. metallicity. Compare the range of theoretically allowed masses for the halo and thick disk (light and dark gray bands, respectively) with dynamical masses from a metal-poor binary (see Section 3).

4.1. SR Inputs

Systematic effects in the SR inputs (T_{eff} , $\Delta\nu$, and ν_{\max}) could impact mass estimates. To explain the entire offset as a shift in the temperature scale requires an 11% decrease in the spectroscopic temperature. The best-fit synthetic spectra show good agreement with the observed wings of the hydrogen lines at the adopted temperatures; this fit is degraded by adopting ~ 500 K cooler temperatures. Additionally, we derive photometric temperatures using the infrared flux method (IRFM), which is more closely related to the fundamental definition of T_{eff} . Because reddening is the largest uncertainty, we compute IRFM temperatures (González Hernández & Bonifacio 2009) under three different reddening assumptions (Table 1). The adopted spectroscopic temperature scale falls at the cool end of the range and is barely consistent with zero reddening in the *Kepler* field. The combined evidence therefore points toward a correction that would systematically increase the temperature and mass estimates.

Systematics in seismic parameters come in two flavors: differences between various methods of extracting $\Delta\nu$ and ν_{\max} from the power spectrum and theoretically motivated corrections. The APOKASC catalog combines a variety of asteroseismic analysis methods and provides a representative uncertainty that characterizes the differences between the measured $\Delta\nu$ and ν_{\max} . The large uncertainties for KIC 8017159, for example, reflect the difficulties of measuring average values for luminous giants where only a few modes are available (Mosser et al. 2013a). Using different methods (e.g., Kallinger et al. 2010) to extract $\Delta\nu$ and ν_{\max} can shift $\langle \Delta M \rangle$ by as much as $0.04 M_\odot$.

There are two published theoretically motivated corrections that impact Equation (1), described in White et al. (2011) and Mosser et al. (2013b). White et al. (2011) found a temperature-dependent correction to Equation (1) for stars near solar metallicity; we combine this with Equation (2) to find an effective correction to the SR mass. We note that three stars are either more luminous or cooler, and all are more metal-poor, than those modeled by White et al. (2011). Figure 3(a) shows that the White et al. (2011) correction shifts stars to lower masses ($\sim 6\%$), assuming the spectroscopic temperature scale. With this correction, $\langle \Delta M \rangle = 0.10 \pm 0.04 M_\odot$. However, we caution that

the effect depends on the absolute temperature scale. A hotter temperature scale (motivated by photometry) could reduce the magnitude or even reverse the sign of the change. Metallicity and evolutionary state could also impact the temperature correction (see Miglio et al. 2013).

We do not apply the Mosser et al. (2013b) asymptotic correction directly to the catalog $\Delta\nu$ because the correction is currently only calibrated for use with the COR method. Using the COR method to derive $\Delta\nu$ and ν_{\max} and computing SR masses with its associated solar reference values ($\Delta\nu_\odot = 135.5$, $\nu_{\max,\odot} = 3104 \mu\text{Hz}$) yields $\langle \Delta M \rangle = 0.16 \pm 0.05 M_\odot$, where the weights are set by the catalog uncertainties. Applying the asymptotic correction reduces the SR masses by $4(\zeta - \zeta_\odot) = 5\%$, where ζ is the asymptotic correction factor. This calibration lowers $\langle \Delta M \rangle$ to $0.11 \pm 0.05 M_\odot$ (Figure 3(b)). We avoid combining this asymptotic correction with the White et al. (2011) correction because they are highly correlated. For the considered set of stars, both the White et al. (2011) and Mosser et al. (2013b) corrections to the SR improve agreement with expectations.

4.2. Stellar Populations

Stars with a different history could masquerade as halo stars. Late accretion of in-falling satellite galaxies or stellar mergers (e.g., blue stragglers) could be progenitors of a population of low-metallicity stars that are younger or more massive than their chemistry or kinematics suggest. Blue stragglers compose only a few percent of the sample (Andronov et al. 2006). We examined the *Kepler* light curves for merger-induced rotational modulation and the APOGEE spectrum for rotational broadening, but found no detectable signatures.

KIC 5858947 and KIC 7265189 have luminosities below the horizontal branch and are asteroseismically confirmed as RGB stars from their mixed modes pattern (e.g., Stello et al. 2013). The remainder have ambiguous evolutionary state classifications. If some of our stars are helium core or shell burning, their current mass would be less than the RGB precursor by $\Delta M \sim 0.15 M_\odot$ (Lee et al. 1990), a mass difference larger than the mass range predicted for halo RGB stars. Contamination of our sample by non-RGB stars would therefore strengthen our results.

4.3. A Correction to the ν_{\max} Scaling

A 16% decrease in mass would bring the uncorrected SR masses into agreement with the halo mass expectations. From Equation (3), this could be achieved by a 4% correction to the effective $\Delta\nu$, a 6% correction to ν_{\max} , or a combination of both. Equation (1) has a theoretical foundation: the asymptotic value of $\Delta\nu$ is related to the sound travel time across a star and therefore is tied to the mean stellar density. White et al. (2011) and Mosser et al. (2013b) have proposed modifications to the $\Delta\nu$ SR that affect mass on the 5% level. Belkacem et al. (2011) argued for a physical interpretation of the ν_{\max} SR using the Mach number. Having ν_{\max} scale with the acoustic cutoff frequency (Equation (2)) is a reasonable empirical approximation at least for solar-metallicity stars. However, it would not be surprising to find deviation from the empirical Equation (2) when far from solar conditions. Metallicity could influence ν_{\max} through mode excitation and damping and opacity-driven changes in convective properties. To progress, we need to separately test the two SRs.

We estimate the sensitivity of mass estimates to ν_{\max} by comparing different analysis techniques. Previous studies have

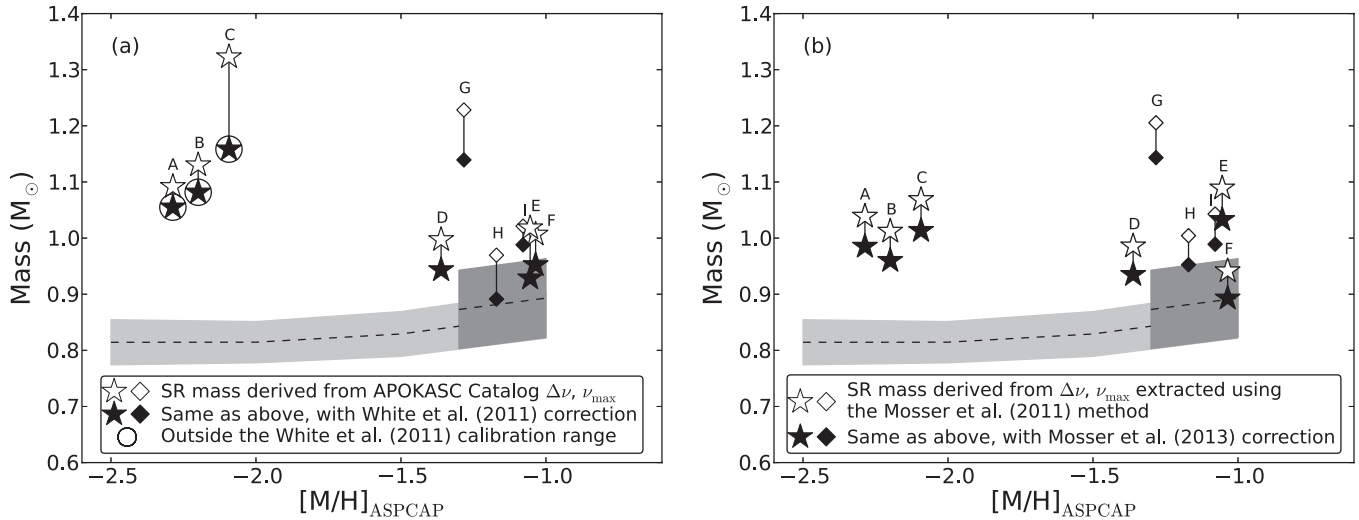


Figure 3. SR mass vs. metallicity; expected mass ranges are from Figure 2. Left: comparison of SR masses calculated using $\Delta\nu$ and ν_{\max} from the APOKASC catalog with (black) and without (white) the White et al. (2011) correction applied. Circles indicate where the White et al. correction has been extrapolated beyond its calibration range. Right: comparison of SR masses calculated using $\Delta\nu$ and ν_{\max} from the COR method (white) with the asymptotic correction applied (black).

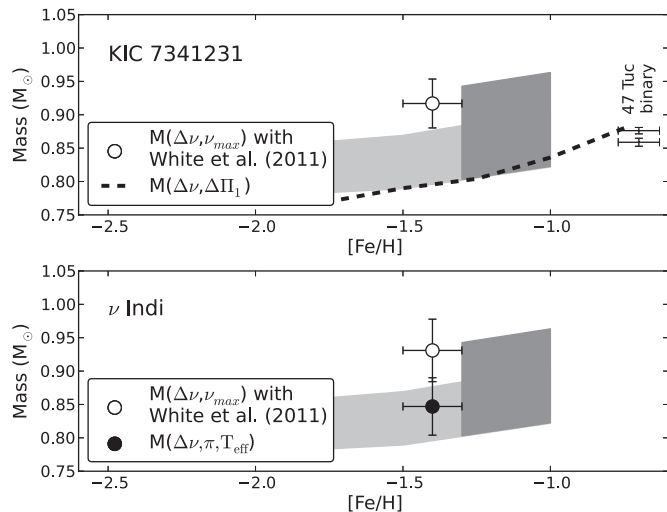


Figure 4. Comparison of mass from SRs (with White et al. 2011 corrections; white) and other techniques (black) for metal-poor stars from prior studies. Because KIC 7341231’s metallicity is not well-constrained, Deheuvels et al. (2012) provide a locus of possible best-fit masses. Expected mass ranges are from Figure 2.

performed asteroseismic analyses of two metal-poor low-luminosity giants: ν Indi (Bedding et al. 2006) and KIC 7341231 (Deheuvels et al. 2012). We compute SR masses from the reported $\Delta\nu$ and ν_{\max} , including the White et al. correction. Both studies also computed mass using additional constraints, independent of ν_{\max} . Bedding et al. constrained the luminosity of ν Indi with *Hipparcos* parallax measurements. Deheuvels et al. performed detailed modeling of individual frequencies in KIC 7341231. Figure 4 compares the SR masses with the masses derived by these other techniques. Interestingly, these SR masses are systematically higher ($0.08 \pm 0.06 M_{\odot}$ for ν Indi and $0.12 \pm 0.04 M_{\odot}$ for KIC 7341231) than the masses derived from ν_{\max} -independent fitting techniques. This evidence suggests that Equation (2) may also require correction terms.

5. CONCLUSIONS

We identified six halo and three metal-poor thick-disk giants in the *Kepler* field. Using independent constraints on the

mass of halo and thick-disk stars, we performed the first test of asteroseismic SR masses in the metal-poor regime. We find that SR masses calculated with APOKASC Catalog parameters are $\langle \Delta M \rangle = 0.17 \pm 0.05 M_{\odot}$ higher than expected for metal-poor stars. Published modifications of the $\Delta\nu$ SR reduce inferred masses by as much as 5%. Additionally, masses derived for RGB stars from ν_{\max} -independent methods are systematically lower than those from SR. This motivates future detailed frequency analyses of APOKASC metal-poor stars. Additionally, theoretical models from White et al. (2011) suggest a metallicity-dependence in Equation (1) for RGB stars over the range $[\text{Fe}/\text{H}] = -0.2$ to $+0.2$. These theoretical predictions should be extended to $[\text{Fe}/\text{H}] < -1$ and lower T_{eff} . Similarly, the reliability of the ν_{\max} determination and the impact of the ν_{\max} -scaling on mass estimates requires investigation. We will use a larger sample of halo stars from additional APOGEE observations to better understand this mass offset.

Funding for SDSS-III has been provided by the Alfred P. Sloan Foundation, the Participating Institutions, the National Science Foundation, and the U.S. Department of Energy Office of Science. The SDSS-III Web site is <http://www.sdss3.org/>.

SDSS-III is managed by the Astrophysical Research Consortium for the Participating Institutions of the SDSS-III Collaboration including the University of Arizona, the Brazilian Participation Group, Brookhaven National Laboratory, Carnegie Mellon University, University of Florida, the French Participation Group, the German Participation Group, Harvard University, the Instituto de Astrofísica de Canarias, the Michigan State/Notre Dame/JINA Participation Group, Johns Hopkins University, Lawrence Berkeley National Laboratory, Max Planck Institute for Astrophysics, Max Planck Institute for Extraterrestrial Physics, New Mexico State University, New York University, Ohio State University, Pennsylvania State University, University of Portsmouth, Princeton University, the Spanish Participation Group, University of Tokyo, University of Utah, Vanderbilt University, University of Virginia, University of Washington, and Yale University.

We thank Andrea Miglio and the APOKASC team for helpful discussions. C.R.E., J.A.J., and M.P. acknowledge support by AST-1211673, T.C.B. by PHY 08-22648: Physics Frontier

Center/Joint Institute for Nuclear Astrophysics (JINA), and S.M. by the NASA grant NNX12AE17G. S.H. acknowledges support from the Netherlands Organization for Scientific Research and ERC Starting Grant #338251 Stellar Ages. A.S. is partially supported by the MICINN grant AYA2011-24704. Funding for the Stellar Astrophysics Centre is provided by The Danish National Research Foundation (grant agreement No. DNR106). V.S.A. is supported by the ASTERISK project (ASTERoseismic Investigations with SONG and *Kepler*) funded by the European Research Council (grant agreement No. 267864).

REFERENCES

- Andronov, N., Pinsonneault, M. H., & Terndrup, D. M. 2006, *ApJ*, **646**, 1160
- Basu, S., Grundahl, F., Stello, D., et al. 2011, *ApJL*, **729**, L10
- Bedding, T. R. 2014, in *Asteroseismology: XXII Canary Islands Winter School of Astrophysics*, ed. P. L. Pallè & C. Esteban (Cambridge: Cambridge Univ. Press), 60
- Bedding, T. R., Butler, R. P., Carrier, F., et al. 2006, *ApJ*, **647**, 558
- Belkacem, K., Goupil, M. J., Dupret, M. A., et al. 2011, *A&A*, **530**, A142
- Bennett, C. L., Larson, D., Weiland, J. L., et al. 2013, *ApJS*, **208**, 20
- Borucki, W. J., Koch, D., Basri, G., et al. 2010, *Sci*, **327**, 977
- Bressan, A., Marigo, P., Girardi, L., et al. 2012, *MNRAS*, **427**, 127
- Brogaard, K., VandenBerg, D. A., Bruntt, H., et al. 2012, *A&A*, **543**, A106
- Deheuvels, S., García, R. A., Chaplin, W. J., et al. 2012, *ApJ*, **756**, 19
- Dotter, A., Chaboyer, B., Jevremović, D., et al. 2008, *ApJS*, **178**, 89
- Eisenstein, D. J., Weinberg, D. H., Agol, E., et al. 2011, *AJ*, **142**, 72
- Fuhrmann, K. 2011, *MNRAS*, **414**, 2893
- García, R. A., Hekker, S., Stello, D., et al. 2011, *MNRAS*, **414**, L6
- González Hernández, J. I., & Bonifacio, P. 2009, *A&A*, **497**, 497
- Gratton, R. G., Fusi Pecci, F., Carretta, E., et al. 1997, *ApJ*, **491**, 749
- Gunn, J. E., Siegmund, W. A., Mannery, E. J., et al. 2006, *AJ*, **131**, 2332
- Hansen, B. M. S., Brewer, J., Fahlman, G. G., et al. 2002, *ApJL*, **574**, L155
- Haywood, M., Di Matteo, P., Lehnert, M., Katz, D., & Gomez, A. 2013, *A&A*, **560**, A109
- Hekker, S., Broomhall, A.-M., Chaplin, W. J., et al. 2010, *MNRAS*, **402**, 2049
- Huber, D., Ireland, M. J., Bedding, T. R., et al. 2012, *ApJ*, **760**, 32
- Huber, D., Stello, D., Bedding, T. R., et al. 2009, *CoAst*, **160**, 74
- Jofré, P., & Weiss, A. 2011, *A&A*, **533**, A59
- Johnson, D. R. H., & Soderblom, D. R. 1987, *AJ*, **93**, 864
- Kalirai, J. S. 2012, *Natur*, **486**, 90
- Kallinger, T., Mosser, B., Hekker, S., et al. 2010, *A&A*, **522**, A1
- Kjeldsen, H., & Bedding, T. R. 1995, *A&A*, **293**, 87
- Lee, Y.-W., Demarque, P., & Zinn, R. 1990, *ApJ*, **350**, 155
- Mathur, S., García, R. A., Régulo, C., et al. 2010, *A&A*, **511**, A46
- Matteucci, F., Spitoni, E., Recchi, S., & Valiante, R. 2009, *A&A*, **501**, 531
- Mészáros, S., Holtzman, J., García Pérez, A. E., et al. 2013, *AJ*, **146**, 133
- Michel, E., Baglin, A., Auvergne, M., et al. 2008, *Sci*, **322**, 558
- Miglio, A., Brogaard, K., Stello, D., et al. 2012, *MNRAS*, **419**, 2077
- Miglio, A., Chiappini, C., Morel, T., et al. 2013, *EPJWC*, **43**, 3004
- Mosser, B., Belkacem, K., Goupil, M. J., et al. 2011, *A&A*, **525**, L9
- Mosser, B., Dziembowski, W. A., Belkacem, K., et al. 2013a, *A&A*, **559**, A137
- Mosser, B., Michel, E., Belkacem, K., et al. 2013b, *A&A*, **550**, A126
- Schlegel, D. J., Finkbeiner, D. P., & Davis, M. 1998, *ApJ*, **500**, 525
- Schönrich, R., Binney, J., & Dehnen, W. 2010, *MNRAS*, **403**, 1829
- Silva Aguirre, V., Casagrande, L., Basu, S., et al. 2012, *ApJ*, **757**, 99
- Skrutskie, M. F., Cutri, R. M., Stiening, R., et al. 2006, *AJ*, **131**, 1163
- Stello, D., & Gilliland, R. L. 2009, *ApJ*, **700**, 949
- Stello, D., Huber, D., Bedding, T. R., et al. 2013, *ApJL*, **765**, L41
- Thompson, I. B., Kaluzny, J., Rucinski, S. M., et al. 2010, *AJ*, **139**, 329
- van Saders, J. L., & Pinsonneault, M. H. 2012, *ApJ*, **746**, 16
- Venn, K. A., Irwin, M., Shetrone, M. D., et al. 2004, *AJ*, **128**, 1177
- Ventura, P., & D'Antona, F. 2008, *A&A*, **479**, 805
- White, T. R., Bedding, T. R., Stello, D., et al. 2011, *ApJ*, **743**, 161
- Wu, T., Li, Y., & Hekker, S. 2014, *ApJ*, **781**, 44
- Zacharias, N., Finch, C. T., Girard, T. M., et al. 2013, *AJ*, **145**, 44