



US009724900B2

(12) **United States Patent**
Baer et al.

(10) **Patent No.:** **US 9,724,900 B2**
(45) **Date of Patent:** ***Aug. 8, 2017**

- (54) **GAS SEPARATION MEMBRANE**
- (71) Applicants: **Case Western Reserve University**,
Cleveland, OH (US); **The University of Texas at Austin**, Austin, TX (US)
- (72) Inventors: **Eric Baer**, Cleveland Heights, OH (US); **Shannon Armstrong**, Cleveland Heights, OH (US); **Benny D. Freeman**, Austin, TX (US); **Donald R. Paul**, Austin, TX (US); **Grant Offord**, Austin, TX (US)
- (73) Assignees: **Case Western Reserve University**,
Cleveland, OH (US); **The University of Texas at Austin**, Austin, TX (US)
- (*) Notice: Subject to any disclaimer, the term of this patent is extended or adjusted under 35 U.S.C. 154(b) by 213 days.

This patent is subject to a terminal disclaimer.
- (21) Appl. No.: **14/570,990**
- (22) Filed: **Dec. 15, 2014**
- (65) **Prior Publication Data**
US 2015/0298436 A1 Oct. 22, 2015

Related U.S. Application Data

- (63) Continuation of application No. 13/875,113, filed on May 1, 2013, now Pat. No. 8,911,540.
(Continued)
- (51) **Int. Cl.**
B01D 53/22 (2006.01)
B32B 27/08 (2006.01)
(Continued)

- (52) **U.S. Cl.**
CPC **B32B 27/08** (2013.01); **B01D 53/228** (2013.01); **B01D 67/0027** (2013.01);
(Continued)
- (58) **Field of Classification Search**
CPC B29K 2077/00; B29K 2995/0065; B29K 2023/12; B29L 2009/00; B29L 2031/712; B29L 2031/755; B32B 27/32; B32B 27/34; B32B 2250/24; B32B 2307/724; B32B 2553/00; B01D 69/12; B01D 69/148; B01D 71/44; B01D 71/80; B01D 71/02;
(Continued)

(56) **References Cited**

U.S. PATENT DOCUMENTS

- 4,138,459 A 2/1979 Brazinsky et al.
- 4,717,618 A 1/1988 Tse et al.
- (Continued)


OTHER PUBLICATIONS

- Stern, S.A., "The "Barrer" Permeability Unit", Journal of Polymer Science: Part A-2, vol. 6, Apr. 5, 1968, pp. 1933-1934.
- Primary Examiner* — Anthony Shumate
- (74) *Attorney, Agent, or Firm* — Tarolli, Sundheim, Covell & Tummino LLP

(57) **ABSTRACT**

A method of fabricating a gas separation membrane includes providing a coextruded multilayer film that includes a first polymer layer formed of a first polymer material and a second polymer layer formed of a second polymer material, the first polymer material having a first gas permeability. The coextruded multilayer film is axially oriented such that the second polymer layer has a second gas permeability that is greater than the first gas permeability.

22 Claims, 16 Drawing Sheets



Related U.S. Application Data	(56)	References Cited
(60) Provisional application No. 61/640,758, filed on May 1, 2012.		U.S. PATENT DOCUMENTS
(51) Int. Cl.		
<i>B01D 67/00</i> (2006.01)	5,134,174 A 7/1992	Xu et al.
<i>B01D 71/44</i> (2006.01)	5,215,554 A 6/1993	Kramer et al.
<i>B01D 69/02</i> (2006.01)	5,294,346 A 3/1994	Donato et al.
<i>B01D 69/12</i> (2006.01)	5,837,032 A 11/1998	Moll et al.
<i>B01D 69/14</i> (2006.01)	6,063,417 A * 5/2000	Palcari B32B 27/08 426/127
<i>B01D 71/80</i> (2006.01)	6,075,179 A 6/2000	McCormack et al.
<i>B29C 47/00</i> (2006.01)	6,114,024 A 9/2000	Forte
<i>B29C 47/06</i> (2006.01)	6,306,491 B1 10/2001	Kram et al.
<i>B29C 47/78</i> (2006.01)	6,368,742 B2 4/2002	Fisher et al.
<i>B32B 27/32</i> (2006.01)	8,623,124 B2 1/2014	Hosseini et al.
<i>B32B 27/34</i> (2006.01)	8,709,640 B2 4/2014	Kikuchi et al.
<i>B29C 47/88</i> (2006.01)	8,715,849 B2 5/2014	Takita et al.
<i>B29C 47/90</i> (2006.01)	8,906,539 B2 * 12/2014	Takita B32B 27/32 429/144
<i>B01D 71/56</i> (2006.01)	8,911,540 B2 * 12/2014	Baer B01D 53/228 95/43
<i>B01D 71/02</i> (2006.01)	2002/0136945 A1 9/2002	Call et al.
<i>B01D 71/26</i> (2006.01)	2003/0036577 A1 2/2003	Hughes et al.
<i>B01D 71/48</i> (2006.01)	2003/0198715 A1 * 10/2003	Morris B32B 27/32 426/106
<i>B29K 23/00</i> (2006.01)	2005/0202163 A1 9/2005	Nguyen et al.
<i>B29L 9/00</i> (2006.01)	2006/0105130 A1 * 5/2006	Brown B32B 15/08 428/35.7
<i>B29L 31/00</i> (2006.01)	2006/0270806 A1 * 11/2006	Hale C08J 5/18 525/439
(52) U.S. Cl.	2007/0275134 A1 * 11/2007	Siegel A23B 4/16 426/129
CPC <i>B01D 69/02</i> (2013.01); <i>B01D 69/12</i> (2013.01); <i>B01D 69/148</i> (2013.01); <i>B01D 71/44</i> (2013.01); <i>B01D 71/80</i> (2013.01); <i>B29C 47/0007</i> (2013.01); <i>B29C 47/0021</i> (2013.01); <i>B29C 47/06</i> (2013.01); <i>B29C 47/78</i> (2013.01); <i>B29C 47/8805</i> (2013.01); <i>B29C 47/90</i> (2013.01); <i>B32B 27/32</i> (2013.01); <i>B32B 27/34</i> (2013.01); <i>B01D 71/02</i> (2013.01); <i>B01D 71/26</i> (2013.01); <i>B01D 71/48</i> (2013.01); <i>B01D 71/56</i> (2013.01); <i>B01D 2325/04</i> (2013.01); <i>B01D 2325/20</i> (2013.01); <i>B29C 47/904</i> (2013.01); <i>B29K 2023/12</i> (2013.01); <i>B29K 2077/00</i> (2013.01); <i>B29K 2995/0065</i> (2013.01); <i>B29L 2009/00</i> (2013.01); <i>B29L 2031/712</i> (2013.01); <i>B29L 2031/755</i> (2013.01); <i>B32B 2250/24</i> (2013.01); <i>B32B 2307/724</i> (2013.01); <i>B32B 2553/00</i> (2013.01)	2008/0095960 A1 * 4/2008	Schell B32B 7/10 428/34.8
	2008/0118827 A1 5/2008	Call et al.
	2008/0131676 A1 6/2008	Becke et al.
	2008/0173179 A1 7/2008	Tandon et al.
	2009/0011263 A1 * 1/2009	Forloni B32B 27/32 428/483
	2009/0123827 A1 5/2009	Kono et al.
	2009/0274856 A1 * 11/2009	Chou B32B 15/08 428/35.2
	2010/0003591 A1 1/2010	Takita et al.
	2010/0100116 A1 * 4/2010	Brister A61F 5/003 606/192
	2010/0295511 A1 11/2010	Kikuchi et al.
	2011/0039083 A1 * 2/2011	Chen B32B 27/08 428/219
	2011/0192281 A1 8/2011	Hosseini et al.
	2011/0241245 A1 * 10/2011	Hiltner B29C 47/0007 264/173.15
(58) Field of Classification Search	2012/0028058 A1 * 2/2012	Paolilli B29C 47/0004 428/457
CPC <i>B01D 71/26</i> ; <i>B01D 71/48</i> ; <i>B01D 71/56</i> ; <i>B01D 2325/04</i> ; <i>B01D 2325/20</i> ; <i>B29C 47/0007</i> ; <i>B29C 47/0021</i> ; <i>B29C 47/06</i> ; <i>B29C 47/78</i> ; <i>B29C 47/8805</i> ; <i>B29C 47/90</i> ; <i>B29C 47/904</i>	2012/0191124 A1 * 7/2012	Brister A61F 5/0043 606/192
	2012/0328602 A1 12/2012	Salvemini
	2014/0072836 A1 3/2014	Mills

See application file for complete search history.

* cited by examiner




Fig. 1

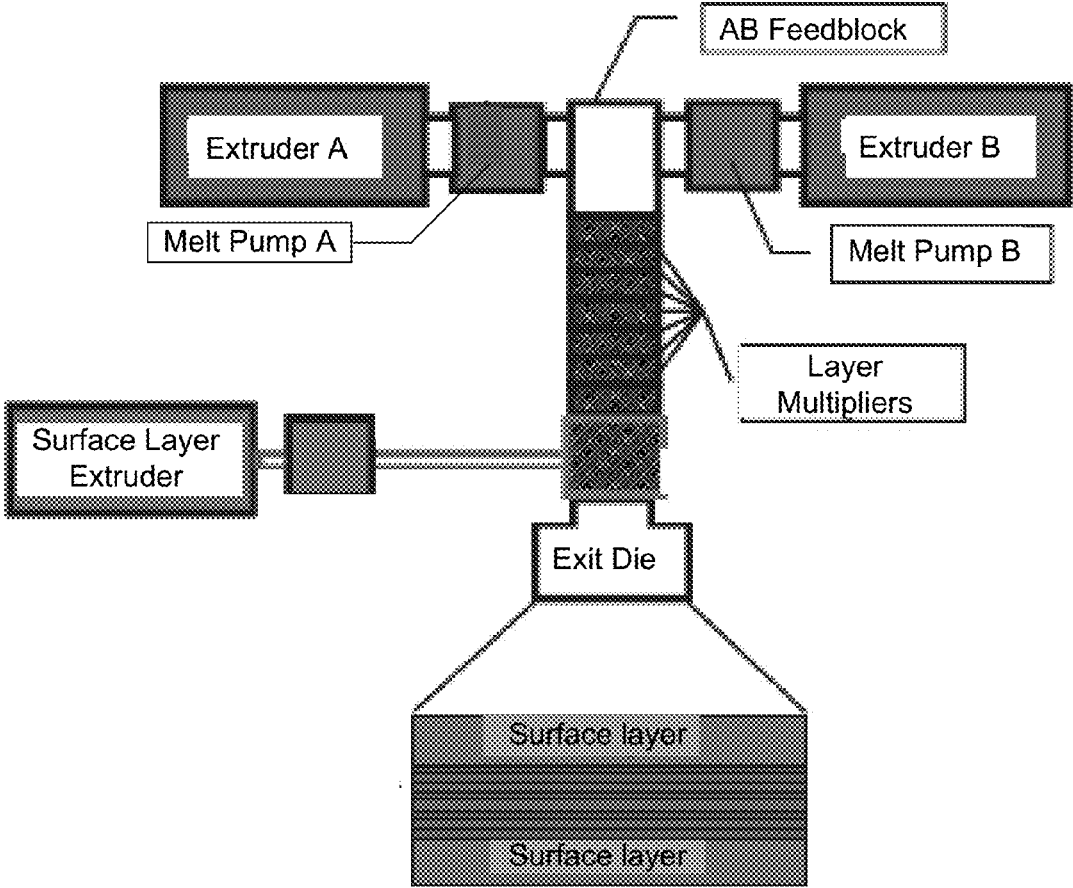


Fig. 2

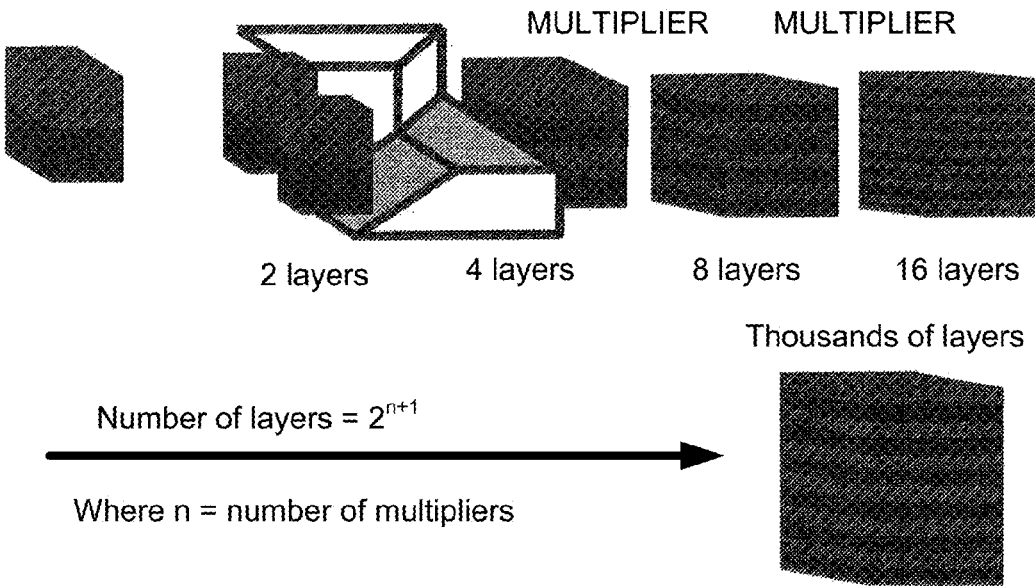


Fig. 3

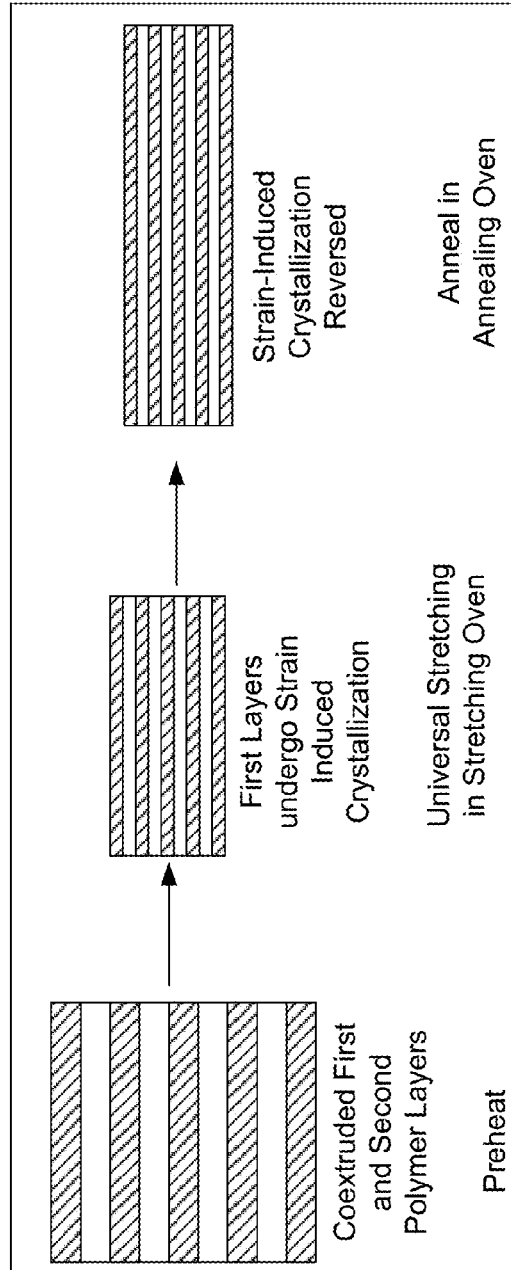
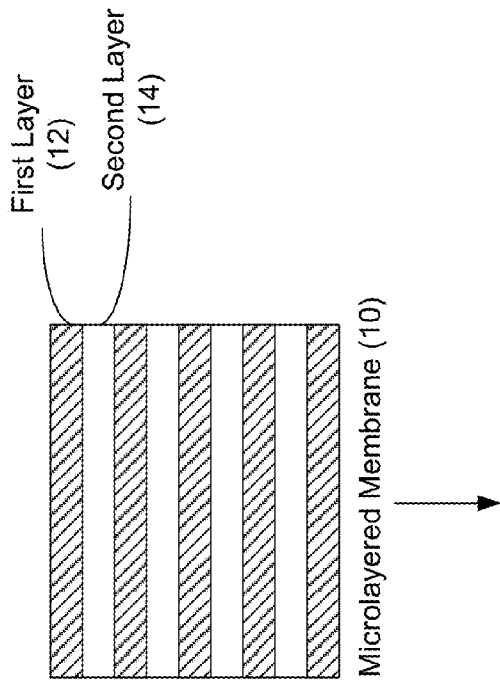


Fig. 4

Gas Permeability of Unoriented PEBAX

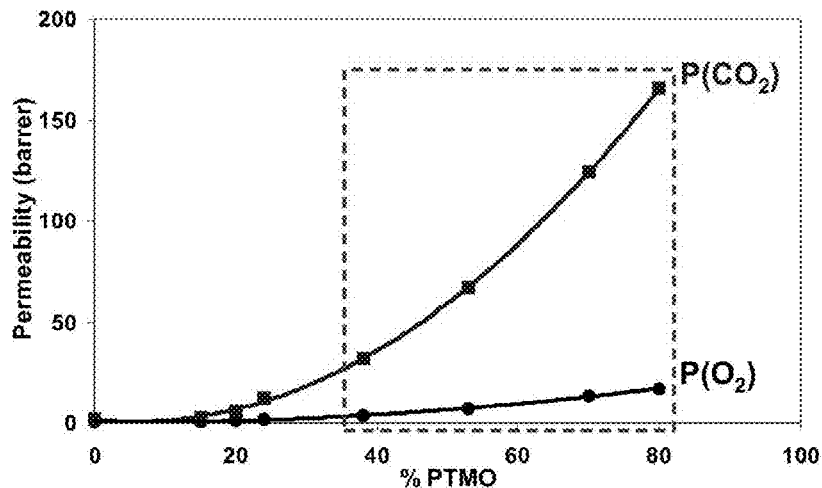


Fig. 5

Permeability of Elastically Recovered PEBAX

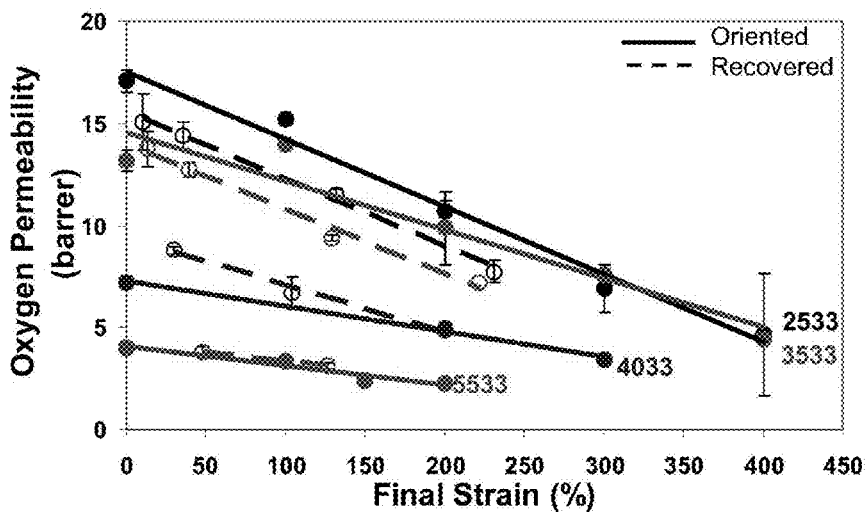


Fig. 8

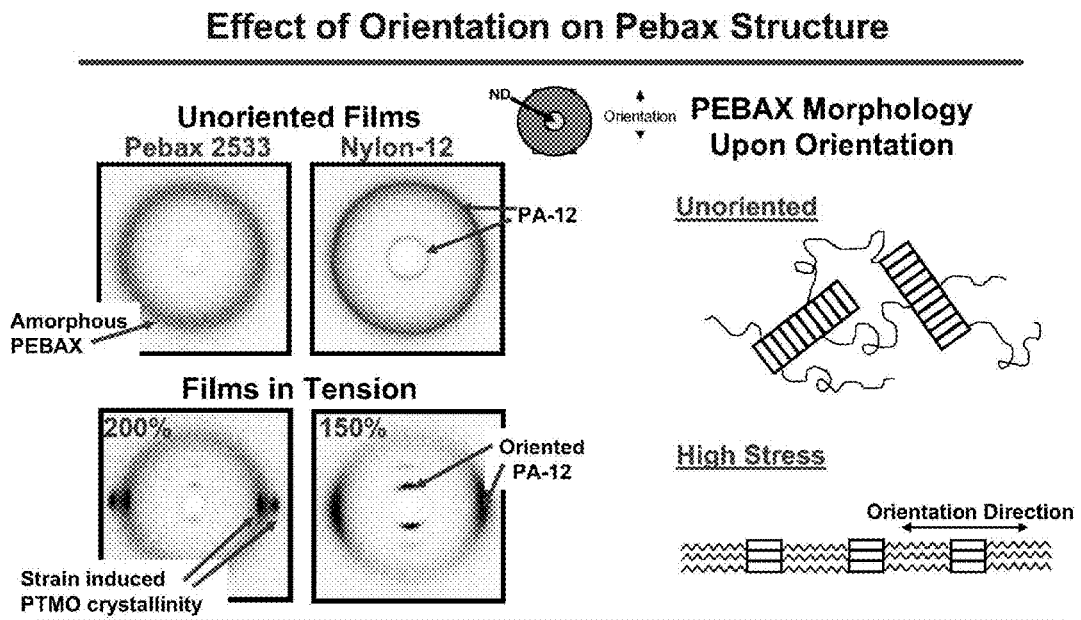


Fig. 6

Effect of Orientation on Pebax Permeability

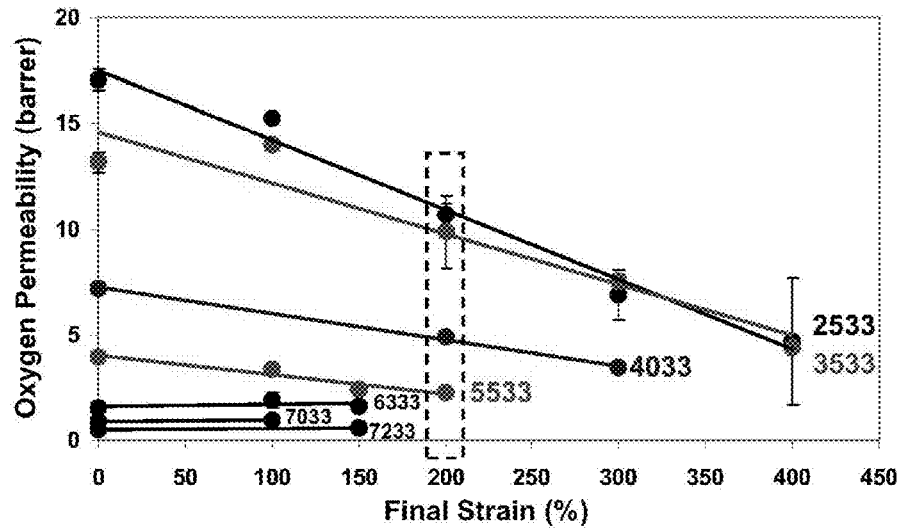


Fig. 7

WAXS PATTERNS OF PEBAX LAYERS BEFORE AND AFTER ANNEALING




Fig. 9

PEBAX Permeability After Annealing

Add WAXS images

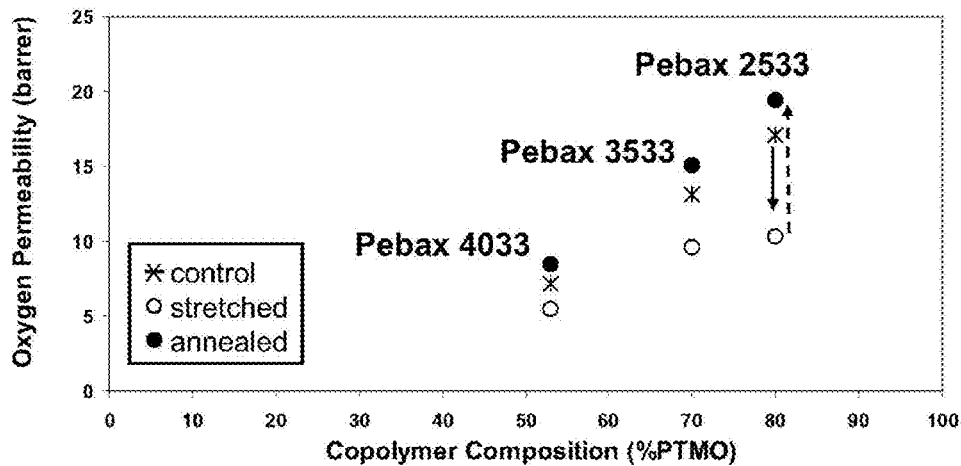


Fig. 10

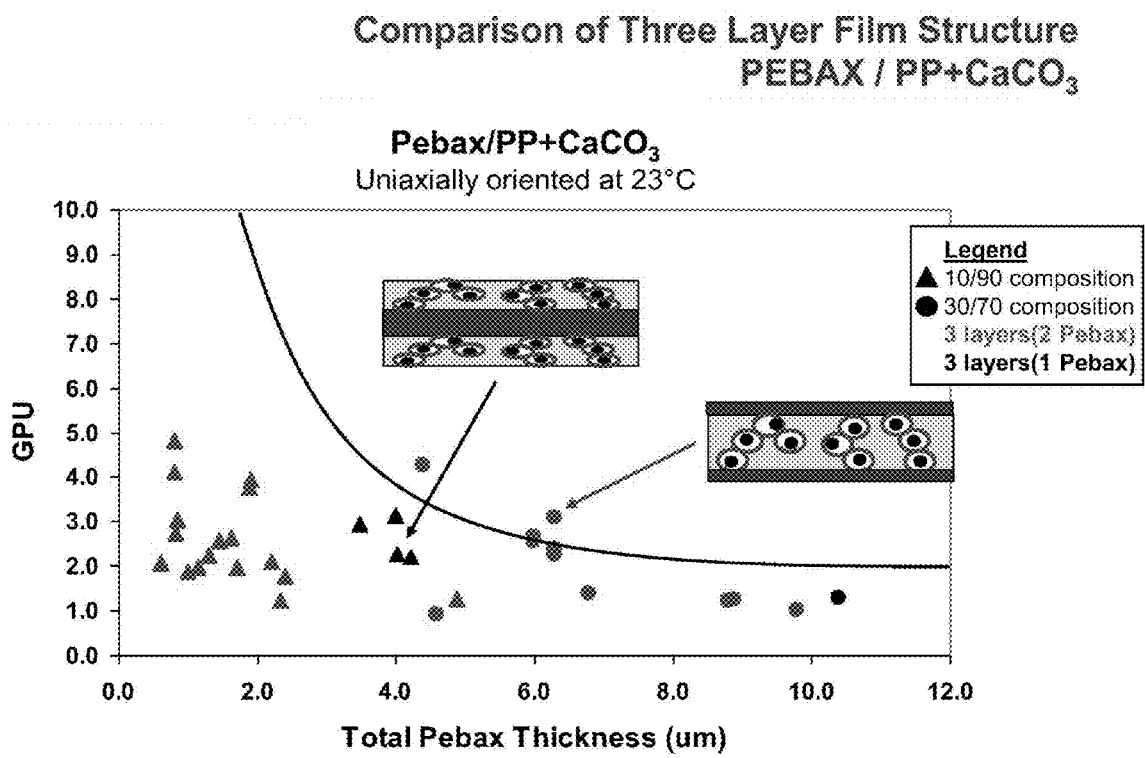


Fig. 11

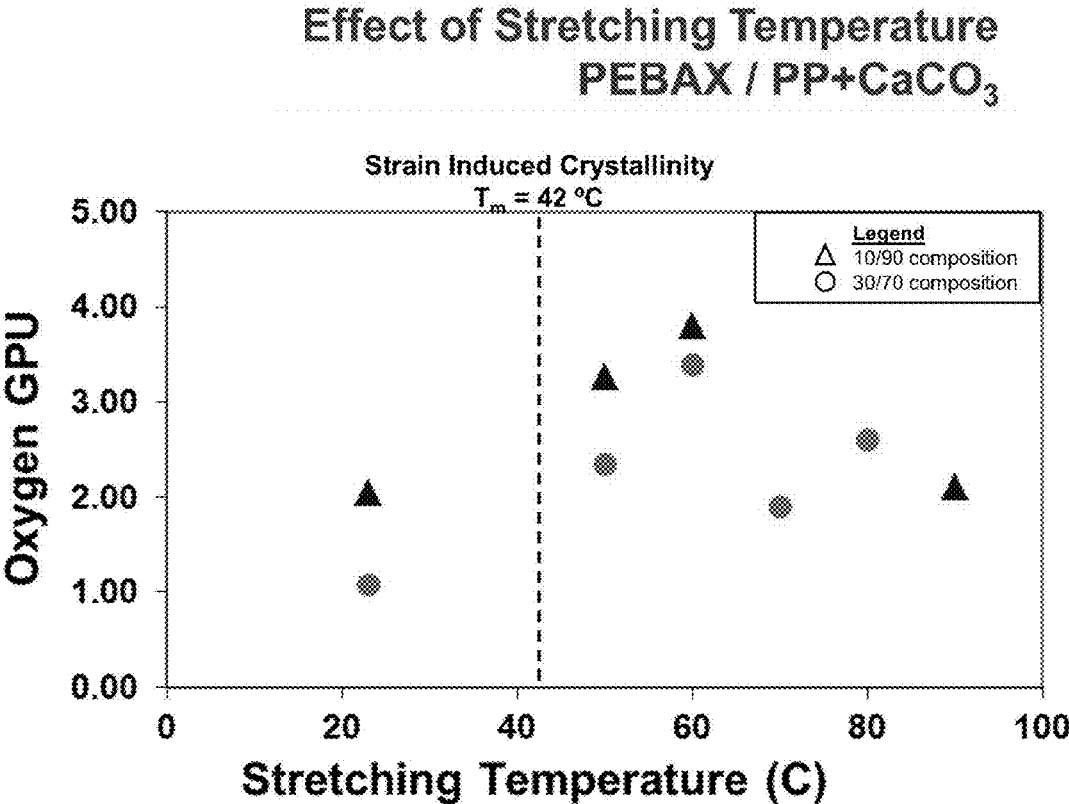


Fig. 12

Post-stretch Annealing PEBAX / PP+CaCO₃

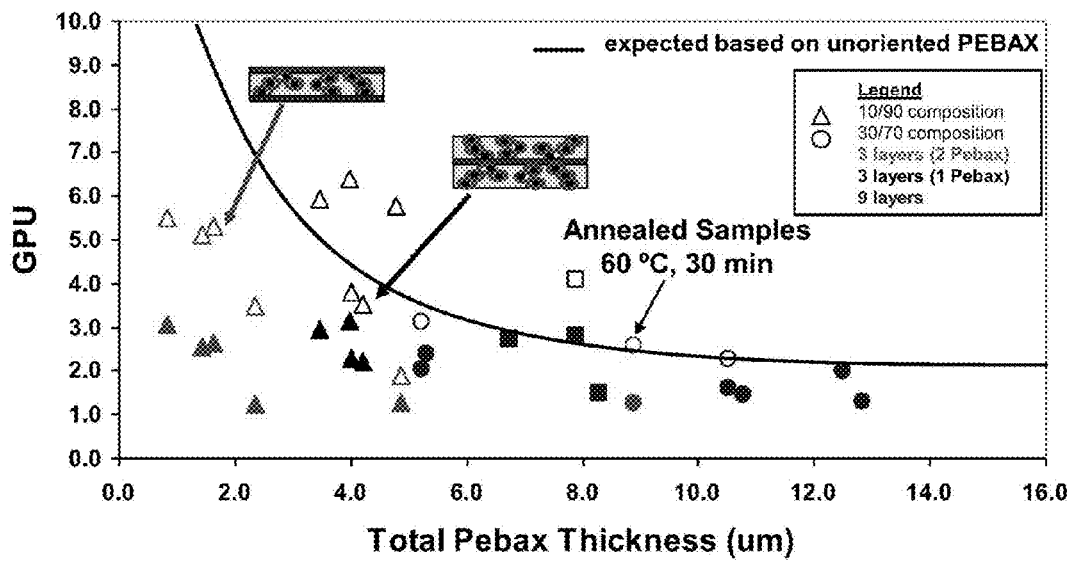


Fig. 13

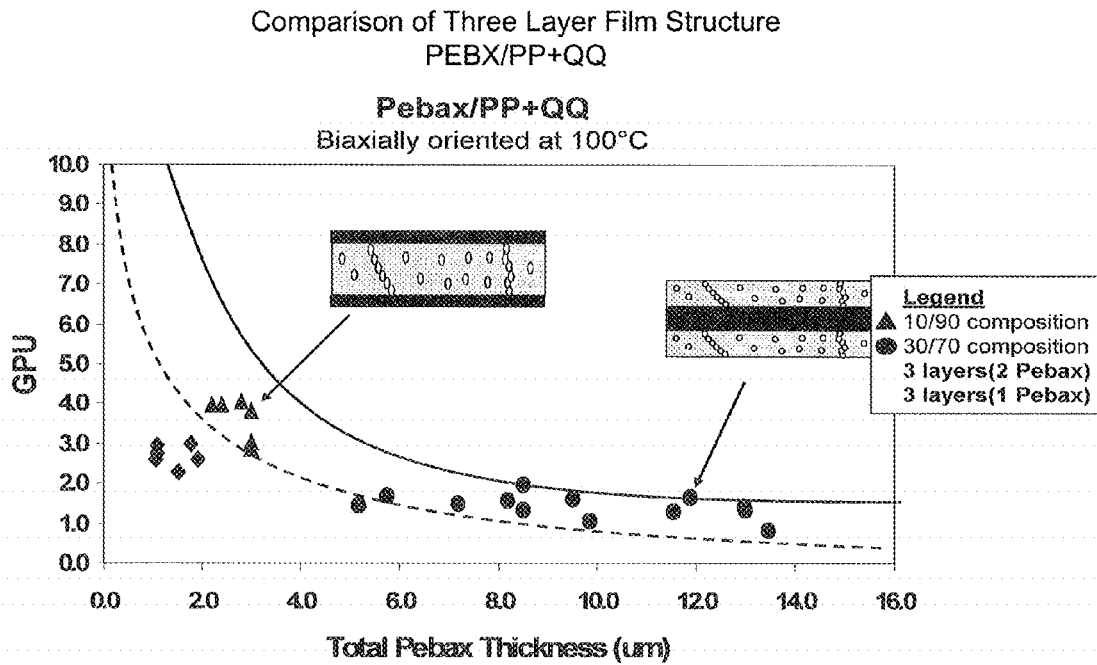


Fig. 14

Effect of Annealing on the Permeability of Pebax/PP+QQ Three Layer Membranes

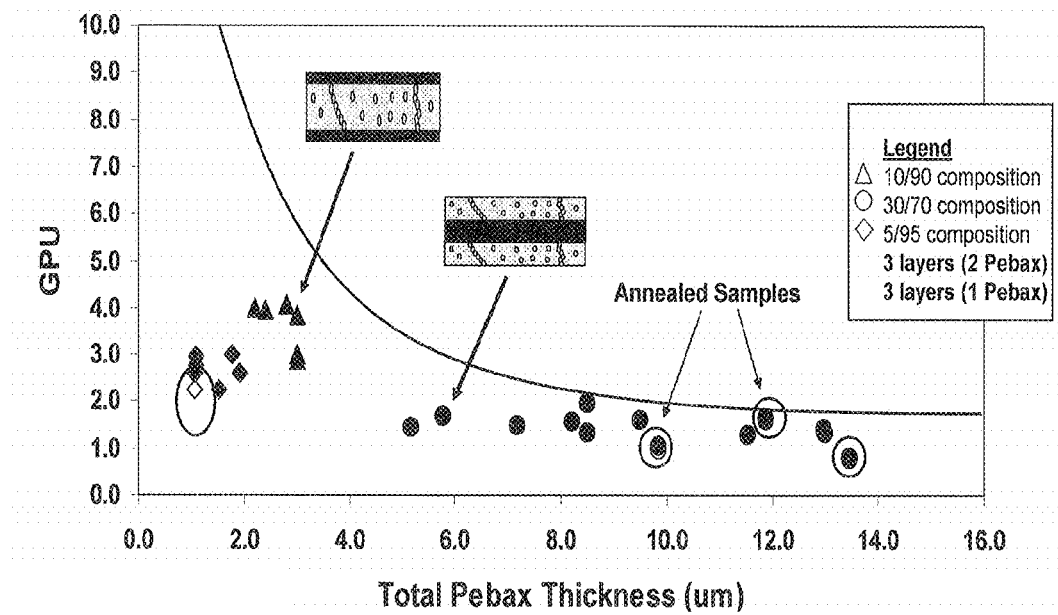


Fig. 15

Comparison of Three Layer Film Structure PEBAX / β -PP

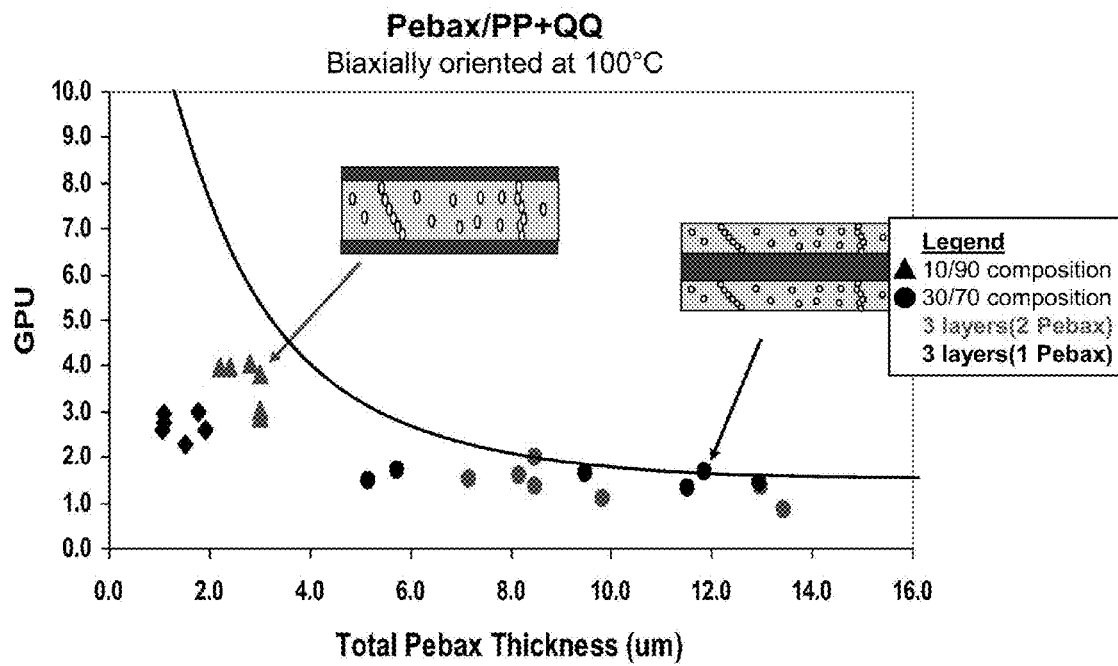


Fig. 16

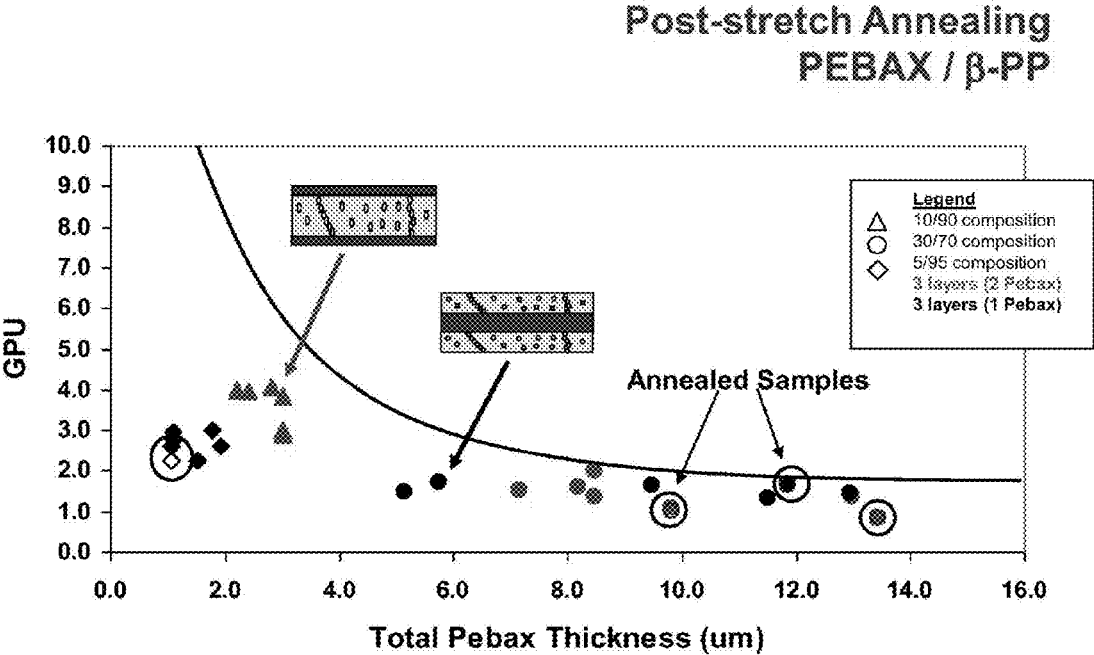


Fig. 17

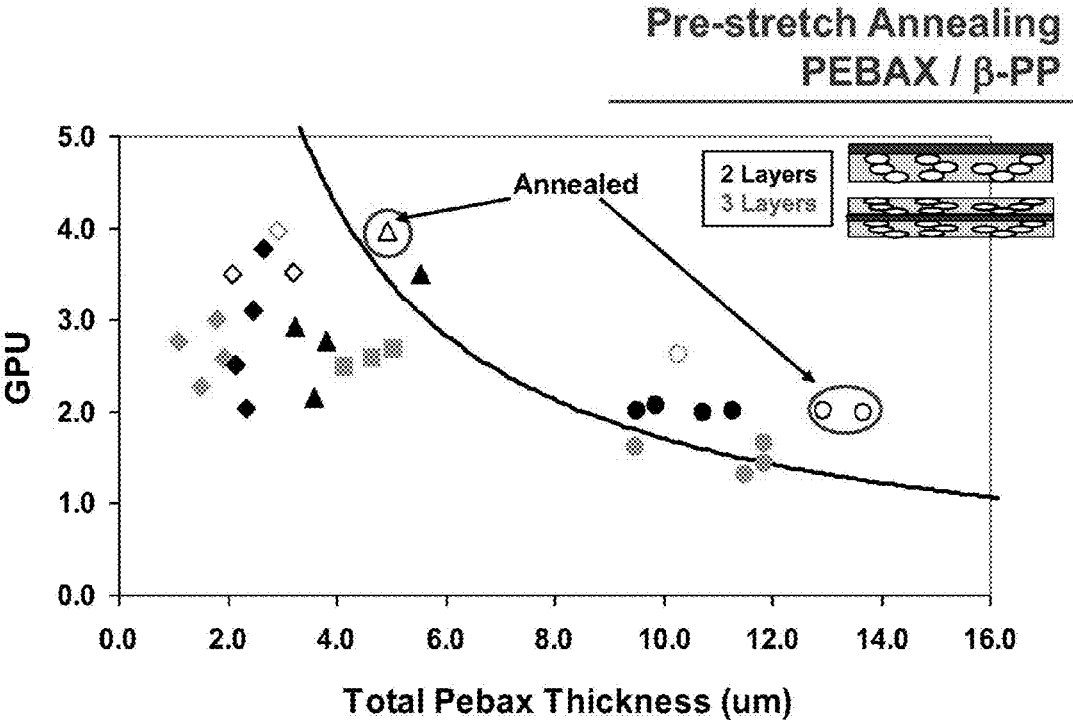


Fig. 18

GAS SEPARATION MEMBRANE

RELATED APPLICATIONS

This application claims the benefit of U.S. Provisional Application Ser. No. 61/640,758, filed May 1, 2012, the entirety of which is incorporated herein by reference.

GOVERNMENT FUNDING

This invention was made with government support under Grant Nos. CON500535, and RES501043 awarded by The National Institutes of Health. The United States government has certain rights to the invention.

FIELD OF THE INVENTION

The present invention relates to membranes and, in particular, relates to a thin, coextruded membrane or film with high flux and high selectivity.

BACKGROUND

It is known that polymer and polymer-based membranes may be used in a wide variety of fluid separation processes, such as gas separation, desalination, removal of pathogens or other substances from liquids, such as water, and other applications requiring selective permeation, such as controlled atmosphere food packaging. In gas separations, for example, membranes can be used to separate air into oxygen-rich and nitrogen-rich streams. Gas separation membranes can also be used to remove carbon dioxide and other impurities from natural gas as well as selective removal of hydrogen from a wide variety of process streams important in the chemical, petrochemical, and other industries.

For many applications of membranes, including those mentioned above, the membranes are only commercially viable if they can be made very thin, in many cases on the order of less than about 10 μm or so in thickness. As membranes become thinner, the probability of developing selectivity-destroying pinhole defects in the membrane becomes higher.

Separation membranes can be prepared on large scale from solutions of polymers in a suitable solvent by methods widely known in the art. The polymers used in these applications, including, polysulfones, polyimides, poly(dimethyl siloxanes), polyethers, poly(vinylidene fluoride) and related materials, are typically only soluble in organic solvents. The solvents constitute the dominant mass in membrane processing and must be removed following membrane formation. These solvents, can be flammable and toxic. Additionally, these solvents are expensive not only to purchase but also to dispose of at the end of membrane processing. In many cases, solvent costs, including initial solvent purchases, solvent handling equipment, and solvent disposal equipment and processes are significant costs in the manufacturing of membranes for fluid separations. Therefore, there is a need in the membrane separation field to have methods to prepare membranes via solventless processes.

SUMMARY

Embodiments described herein relate to a gas separation membrane that includes an axially oriented, coextruded multilayer film that has a CO_2/O_2 selectivity of at least about 4 and a flux of at least about 20 GPU. The axially oriented, coextruded multilayer film can include at least one axially

oriented, coextruded first polymer layer of a first polymer material and at least one axially oriented, coextruded second polymer layer of a second polymer material. The at least one axially oriented, coextruded first polymer layer can have a first gas permeability (P_1) prior to axial orientation and a second gas permeability (P_2) after axially orientation less than or equal to the first permeability (P_1). The at least one axially oriented, coextruded second polymer layer can have a first gas permeability (P_{1a}) prior to axial orientation and a second gas permeability (P_{2a}) after axial orientation that is substantially greater than first permeability (P_{1a}) and the second permeability (P_2). In some embodiments, the axially oriented, coextruded multilayer film can include a plurality of axially oriented, coextruded alternating first polymer layers and second polymer layers.

In some embodiments, the axially oriented, coextruded first polymer layer has a first thickness and the combined thicknesses of all the axially oriented, coextruded first polymer layers of the axially oriented, coextruded multilayer film can be less than about 1 μm .

In other embodiments, the at least one axially oriented, coextruded first polymer layer can have a CO_2/O_2 selectivity of at least about 4 and a flux of at least about 30 GPU.

In still other embodiments, the first polymer material can be a poly(ether block amide). The poly(ether block amide) can include from about 15% to about 80% of a polyether by molecular weight. The second polymer material can include a polypropylene. The polypropylene can further include CaCO_3 or a beta-nucleation agent.

Other embodiments described herein relate to a method of fabricating a gas separation membrane. The method includes coextruding a first polymer material and a second polymer material to form a coextruded multilayer film that includes at least one coextruded first polymer layer and at least one coextruded second polymer layer. The at least one coextruded first polymer layer can have a first permeability (P_1) and a CO_2/O_2 selectivity of at least about 4. The coextruded multilayer film is then axially oriented to provide an axially oriented, coextruded multilayer film that has a CO_2/O_2 selectivity of at least about 4 and a flux of at least about 20 GPU. The at least one axially oriented, coextruded first polymer layer can have a second permeability (P_2) after axial orientation that is less than or equal to the first permeability (P_1). The at least one axially oriented, coextruded second polymer layer can have a first permeability (P_{1a}) prior to axial orientation and a second permeability (P_{2a}) after axial orientation that is substantially greater than first permeability (P_{1a}) and the second permeability (P_2). The method of forming the axially oriented, coextruded multilayer film can be a solventless and/or substantially solventless or a solvent-free process.

In some embodiments, the multilayer film can be axially oriented at a temperature that is below the melting temperature (T_m) of the second polymer material. In other embodiments, the axial orientation comprises uniaxial stretching.

In still other embodiments, the axially oriented, coextruded multilayer film can include a plurality of axially oriented, coextruded alternating first polymer layers and second polymer layers. The axially oriented, coextruded first polymer layer can have a first thickness, and the combined thicknesses of all the axially oriented, coextruded first polymer layers of the axially oriented, coextruded multilayer film can be less than about 1 μm .

In some embodiments, the coextruded multilayer film is axially stretched about 100% to about 400%. In other embodiments, the multilayer film is heat treated at a temperature and for a time effective to increase the gas perme-

ability of the at least one axially oriented, coextruded first polymer layer. In still other embodiments, the axially orienting the at least one first polymer layer can cause strain-induced crystallization in the at least one first polymer layer and heat treating the axially oriented coextruded multilayer film at least partially reverses crystallization in the at least one axially oriented coextruded first polymer layer to increase the gas permeability of the at least one axially oriented coextruded first polymer layer.

The multilayer film described herein can be used in a wide range of fluid separation processes, such as gas separation, desalination, removal of pathogens or other substances from liquids, such as water, and other applications requiring selective permeation, such as controlled atmosphere food packaging.

BRIEF DESCRIPTION OF THE DRAWINGS

FIG. 1 illustrates a schematic view of a multilayer film in accordance with an aspect of the application.

FIG. 2 is a schematic illustration of a layer-multiplying coextrusion process for forced-assembly of polymer nanolayers in accordance with an aspect of the application.

FIG. 3 is a schematic illustration of a layer-multiplying coextrusion die for forced-assembly of polymer nanolayers in accordance with another aspect of the application.

FIG. 4 is a schematic illustration of a method of forming an axially oriented multilayer film that is subsequently heat treated.

FIG. 5 is a graph illustrating gas permeability relative to PTMO content in PEBAX film layers.

FIG. 6 illustrates images of unoriented and axially oriented PEBAX film layers.

FIG. 7 is a graph illustrating oxygen permeability of axially oriented PEBAX film layers

FIG. 8 is a graph illustrating oxygen permeability of elastically recovered PEBAX film layers.

FIG. 9 is a graph illustrating oxygen permeability of annealed PEBAX film layers.

FIG. 10 illustrates WAXS images of PEBAX film layers before and after annealing.

FIG. 11 is a graph illustrating oxygen flux of uniaxially oriented PEBAX/PP+CO₃ multilayered films.

FIG. 12 is a graph illustrating the effect of temperature on axially orienting PEBAX/PP+CO₃ multilayered films.

FIG. 13 is a graph illustrating oxygen flux of annealed PEBAX/PP+CO₃ multilayered films.

FIG. 14 is a graph illustrating oxygen flux of biaxially oriented PEBAX/PP+QQ multilayered films.

FIG. 15 is a graph illustrating oxygen flux of annealed PEBAX/PP+QQ multilayered films.

FIG. 16 is a graph illustrating oxygen flux of biaxially oriented PEBAX/ β -PP multilayered films.

FIG. 17 is a graph illustrating oxygen flux of annealed PEBAX/ β -PP multilayered films following biaxial orientation.

FIG. 18 is a graph illustrating oxygen flux of annealed PEBAX/ β -PP multilayered films prior to biaxial orientation.

DETAILED DESCRIPTION

Embodiments described herein relate to membranes, such as gas separation membranes, and, in particular, relate to thin, coextruded, multilayer membranes with high flux (e.g., a flux of at least about 20 GPU) and high CO₂/O₂ selectivity (e.g., a CO₂/O₂ selectivity of at least about 4). The membrane can include an axially oriented, coextruded multilayer

film that has a CO₂/O₂ selectivity of at least about 4 and a flux of at least about 20 GPU. The axially oriented, coextruded multilayer film can include at least one axially oriented, coextruded first polymer selective layer of a first polymer material and at least one axially oriented, coextruded second polymer support layer of a second polymer material. The at least one axially oriented, coextruded first polymer layer can have a first gas permeability (P₁) prior to axial orientation and a second gas permeability (P₂) less than or equal to the first gas permeability (P₁) after axial orientation. The at least one axial oriented, coextruded second polymer layer can have a first gas permeability (P_{1a}) prior to axial orientation and a second gas permeability (P_{2a}) after axial orientation that is substantially greater than first permeability (P_{1a}) and the second permeability (P₂). In some embodiments, the axially oriented, coextruded multilayer film can include a plurality of axially oriented, coextruded alternating first polymer layers and second polymer layers.

The at least one axially oriented, coextruded second support layer can be sufficiently porous and/or permeable such that the flux and selectivity of the at least one axially oriented, coextruded first polymer selective layer defines the flux and selectivity of the axially oriented, coextruded multilayer film. The at least one axially oriented, coextruded first polymer layer can have a flux of, for example, at least about 10 gas permeation units (GPU), at least about 20 GPU, or at least about 30 GPU, and the axially oriented, coextruded multilayer film can have a flux of at least about 10 GPU, at least about 20 GPU, and at least about 30 GPU. The at least one axially oriented, coextruded first polymer layer can have a CO₂/O₂ selectivity of, for example, at least about 4, at least about 5, at least about 6, at least about 7, at least about 8, at least about 9, or at least about 10, and the axially oriented, coextruded multilayer film can have a selectivity of at least about 4, at least about 5, at least about 6, at least about 7, at least about 8, at least about 9, or at least about 10. By way of example, the axially oriented, coextruded multilayer film can have a flux of at least about 10 GPU, at least about 20 GPU, or at least about 30 GPU and a CO₂/O₂ selectivity of at least about 4, for example, about 6 to about 10.

The axially oriented, coextruded multilayer film can be formed in a two step process. In the first step, a first polymer material and a second polymer material are coextruded to form at least one first polymer layer and at least one second polymer layer of the first and second polymer materials, respectively. In the second step, the multilayer film is axially oriented or stretched in at least one direction to provide an axially oriented, coextruded multilayer film that has a CO₂/O₂ selectivity of at least about 4 and a flux of at least about 20 GPU. The at least one axially oriented, coextruded first polymer layer can have a first permeability (P₁) prior to axial orientation and a second permeability (P₂) after axial orientation less than or equal to the first permeability (P₁). The at least one axially oriented, coextruded second polymer layer can have a first permeability (P_{1a}) prior to axial orientation and a second permeability (P_{2a}) after axial orientation that is substantially greater than first permeability (P_{1a}) and the second permeability (P₂). The method of forming the axially oriented, coextruded multilayer film can be a solventless and/or substantially solventless or solvent free process, i.e., the multilayer film is formed and processed substantially free of solvents or in some applications entirely without the use of solvents.

FIG. 1 is a schematic illustration of an axially oriented, coextruded multilayer film 10 in accordance with an embodiment described herein. The axially oriented, coex-

truded multilayer film **10** comprises alternating axially oriented, coextruded first polymer selective layers **12** and second polymer support layers **14**. Although multiple first polymer selective layers **12** and multiple second polymer support layers **14** are illustrated, it will be appreciated that the axially oriented, coextruded multilayer film **10** may only include one first polymer selective layer and/or only one second polymer support layer.

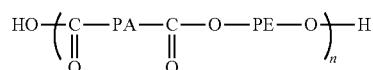
In some embodiments, e.g., produce packaging, the axially oriented, coextruded multilayer film **10** can have a high CO₂/O₂ selectivity, a high gas flux through the film, and structural stability. In some embodiments, the axially oriented, coextruded multilayer film can have a CO₂/O₂ selectivity of at least about 4, for example, about 6 to about 10 and a gas flux of at least about 20 GPU, for example, at least about 30 GPU.

The first polymer selective layers **12** and second polymer support layers **14** can be made of or formed from materials that upon coextrusion and axial orientation provide the axially oriented, coextruded multilayer film with such a high CO₂/O₂ selectivity (e.g., at least about 4) and a high flux (e.g., at least about 20 GPU) as well as low temperature flexibility, low water sensitivity, and/or chemical resistance.

The first polymer selective layer can be formed from a first polymer material that can be readily coextruded with a second polymer material, axially oriented, e.g., uniaxially or biaxially stretched or drawn, and when coextruded and axially oriented form a layer or plurality of layers that has a high CO₂/O₂ selectivity (e.g., at least about 4) and a high flux (e.g., at least about 20 GPU). The first polymer material used to form the first polymer layers **12** can, for example, include any thermoplastic or thermoformable polymer material that can be readily coextruded and axially oriented, e.g., uniaxially or biaxially stretched or drawn and when coextruded and axially oriented form a layer or plurality of layers that has a high CO₂/O₂ selectivity (e.g., at least about 4) and a high flux (e.g., at least about 20 GPU).

Examples of polymers that can be used as the first polymer material are thermoplastic elastomers, such as polyethylene, polyethylene oxide (PEO), polycaprolactone (PCL), polyether based materials, such as polytetramethylene oxide (PTMO), and poly(ether block amide) (e.g., PEBAX, which is commercially available from Arkema, Inc.).

In some embodiments, the poly(ether block amide) can have the general formula:



where PA is a polyamide and PE is a polyether. The composition ratio of PE/PA in the copolymer can vary from about 15/85 to about 85/15. The polyamide component can include any conventional polyamides, such as nylon 6, nylon 66, nylon 11, and nylon 12. The polyether component can be selected from polyoxyethylene, polyoxypropylene, and polytetramethylene oxide. In some embodiments, the PTMO percentage can vary from about 15% to about 80% by molecular weight. In some embodiments the PTMO percentage is at least about 60% by molecular weight. Although specific materials for the first polymer material are enumerated, it will be appreciated that alternative polymers, copolymers, and combinations thereof may be used that meet the aforementioned performance criterion, e.g., upon coextrusion and axial orientation provide an at least one first

polymer layer having a CO₂/O₂ selectivity of at least 4 and a flux of at least about 20 for the multilayer film **10**.

The second polymer support layers **14** can be formed of a second polymer material that upon coextrusion and axial orientation with the first polymer material forms microporous second polymer support layers that have a permeability and flux substantially greater than the first polymer selective layers (e.g., at least about 2 times greater, at least about 4 times greater, at least about 5 times greater, or at least about 10 times greater) and that can be essentially non-selective to or negligible to the skeleton of the flow of CO₂/O₂ through the second polymer support layers. The second polymer material used to form the second polymer layers can include thermoplastic or thermoformable polymers that are immiscible or partially miscible with the first polymer material upon coextrusion. To this end, the second polymer material can include any thermoplastic or thermoformable polymer material with a viscosity that is substantially similar to the viscosity of the first polymer material. Furthermore, the first polymer material and second polymer material may be selected to have substantially similar melting temperatures (T_m). The second polymer material may also constitute any crystalline or glassy polymer. Moreover, the first polymer material and the second polymer material may be selected to have the same, substantially the same, or different gas permeabilities.

Examples of polymers that can be used as the second polymer material include, but are not limited to: polyolefins, polyacetals (or polyoxymethylenes), polyamides, polyesters, polysulfides, polyvinyl alcohols, polyvinyl esters, and polyvinylidenes. Polyolefins include, but are not limited to: polyethylene (including, for example, LDPE, LLDPE, HDPE, UHDPE), polypropylene, polybutylene, polymethylpentane, co-polymers thereof, and blends thereof. Polyamides (nylons) include, but are not limited to: polyamide 6, polyamide 66, Nylon 10,10, polyphthalamide (PPA), copolymers thereof, and blends thereof. Polyesters include, but are not limited to: polyester terephthalate, polybutyl terephthalate, co-polymers thereof, and blends thereof. Polysulfides include, but are not limited to, polyphenyl sulfide, co-polymers thereof, and blends thereof. Polyvinyl alcohols include, but are not limited to: ethylene-vinyl alcohol, co-polymers thereof, and blends thereof. Polyvinyl esters include, but are not limited to, polyvinyl acetate, ethylene vinyl acetate, co-polymers thereof, and blends thereof. Polyvinylidenes include, but are not limited to: fluorinated polyvinylidenes (e.g., polyvinylidene chloride, polyvinylidene fluoride), co-polymers thereof, and blends thereof. Although specific materials for the second polymer material are enumerated, it will be appreciated that alternative polymers, copolymers, and combinations thereof may be used that meet the aforementioned performance criterion for the multilayer film **10**.

One or more additives, such as ultraviolet blockers, coloring additives, and nucleating agents may be added to the second polymer material to form the second polymer layer **14**. In one example, the additive is a filler used to impart particular properties, e.g., enhanced porosity, upon the second polymer layer **14**. Examples of fillers can include, but are not limited to, calcium carbonate (CaCO₃), various kinds of clay, silica (SiO₂), alumina, barium sulfate, sodium carbonate, talc, magnesium sulfate, titanium dioxide, zeolites, aluminum sulfate, cellulose-type powders, diatomaceous earth, magnesium sulfate, magnesium carbonate, barium carbonate, kaolin, mica, carbon, calcium oxide, magnesium oxide, aluminum hydroxide, pulp powder, wood

powder, cellulose derivatives, polymer particles, chitin, and chitin derivatives, and blends thereof.

Alternatively or additionally, nucleating agents may be added to the second polymer material to increase the porosity of the second polymer layer **14** upon axially orientation. Examples of nucleating agents can include, but are not limited to, quinacridone quinone (QQ) and Millad (MD). When polypropylene is nucleated with, for example, QQ, a β -form of PP is observed. In addition to regular β -form, QQ nucleates PP into α -form. Additional instances of β -form nucleating agents and formations are disclosed in U.S. Pat. Nos. 5,134,174; 5,231,126; 5,317,035; and 5,594,070; EPO Publication No. 632,095; Japanese Kokai Nos. 7-118429 & 9-176352; Chu, F. et al., "Microvoid formation process during the plastic deformation of Beta-form polypropylene", POLYMER v34 n16, 1994; Chu, F. et al., "Crystal transformation and micropore formation during uniaxial drawing of Beta-form polypropylene film", POLYMER v36 n13, 1995; Ikeda, N. et al., "NJ-Star NU-100: A Novel Beta-Nucleator for Polypropylene", Polypropylene & World Congress, Sep. 18-20, 1996; Zhu, W. et al., "A New Polypropylene Microporous Film", Polymers for Advanced Technologies, v7, 1996, each of which is incorporated herein by reference. In one instance, the first polymer material constitutes PEBAX and the second polymer material constitutes polypropylene with one of QQ or CaCO₃.

The axially oriented, coextruded multilayer film can have a thickness of about 1 μ m to about 2500 μ m. The thickness of the axially oriented coextruded first polymer selective layers **12** axially oriented, can vary and be, for example, from about 5 nm to about 1000 nm, from about 10 nm to about 100 nm, or from about 10 nm to about 20 nm. The thickness of the axially oriented, coextruded second polymer support layer can be about 5 nm to about 10 μ m, for example about 50 nm to about 1 μ m. In some embodiments, the thickness(es) of the axially oriented, coextruded first polymer selective layers can be such that the total thickness or the combined thicknesses of all the first polymer selective layers in the axially oriented, coextruded multilayer film is less than about 1 μ m. Advantageously, limiting the total thickness or the combined thicknesses of the at least one first polymer selective layer in the axially oriented, coextruded multilayer film to less than 1 μ m can provide the multilayer film with a high flux (e.g., at least about 20 GPU or at least about 30 GPU) that is suitable for packaging applications. It will be appreciated that the thicknesses of the axially oriented, coextruded first polymer selective layers **12** and the second polymer support layers **14** can be readily selected to optimize reduction of the thicknesses first polymer layers **12** without causing structural defects in the first polymer layers **12** or the axially oriented multilayer film.

The axially oriented, coextruded multilayer film **10** can be prepared by initially coextruding the first polymer material and the second polymer material to form the two polymer layers **12**, **14**. Coextrusion of the first polymer material and the second polymer material can yield a large, flexible film **10** or sheet of multilayer structure including alternating first polymer layers **12** and second polymer layers **14**. Alternatively, a coextruded multilayer film **10** may be formed that includes only one first polymer layer **12** and/or only one second polymer layer **14** (not shown).

A typical multilayer coextrusion apparatus is illustrated in FIGS. **3** and **4**. The two component, e.g., first polymer material (a) and second polymer material (b), coextrusion system consists of two $\frac{3}{4}$ inch single screw extruders each connected by a melt pump to a coextrusion feedblock. The feedblock for this two component system combines first

polymeric material (a) and second polymeric material (b) in an (AB) layer configuration. The melt pumps control the two melt streams that are combined in the feedblock as two parallel layers. By adjusting the melt pump speed, the relative layer thickness, e.g., the thickness ratio of A to B, can be varied. From the feedblock, the melt goes through a series of multiplying elements. A multiplying element first slices the AB structure vertically, and subsequently spreads the melt horizontally. The flowing streams recombine, doubling the number of layers. An assembly of n multiplier elements produces an extrudate with the layer sequence (AB)^x where x is equal to (2)ⁿ and n is the number of multiplying elements. It is understood by those skilled in the art that the number of extruders used to fabricate the structure of the invention equals the number of components. Thus, a three-component multilayer (ABC . . .), requires three extruders.

In some embodiments, the coextruded multilayer film **10** can have at least 3 alternating layers, but may have more or fewer layers. In one example, the multilayer film **10** of the present invention has 3 layers. By altering the relative flow rates or the number of layers **12**, **14**, while keeping the film or sheet thickness constant, the individual layer thickness can be controlled. The coextruded multilayer film **10** or sheet can have an overall thickness ranging, for example, from about 1 μ m to about 25,000 μ m, and any increments therein.

In some aspects, the layers **12**, **14** can be coextruded at a temperature that is above the melting temperature (T_m) of the first polymer material and optionally also above the melting temperature (T_m) of the second polymer material. The coextrusion temperature may be chosen such that the viscosities of the first and second polymer materials used to form the first and second polymer layers **12**, **14** are as close as possible to one another to promote uniformly coextruded layers. The coextrusion can be performed to render the first and second polymer layers **12**, **14** as thin as possible without inducing tensile failure or otherwise structurally compromising the first polymer layers **12**. Coextruding the multilayer film **10** causes the first polymer layers **12** to exhibit a first gas permeability and the second polymer layers **14** to exhibit a second gas permeability. The first and second gas permeabilities may be the same, substantially the same, or different.

After coextrusion, the coextruded multilayer film **10** is axially oriented or stretched at a temperature below the melting temperatures (T_m) of the first polymer material or layer **12** and the second polymer material or layer **14**. Axial orientation should be sufficient to reduce the total thickness of the first polymer layer **12** or the combined thicknesses of the first polymer layers to less than about 1 μ m in order to potentially improve the flux of the first polymer layers without affecting or while maintaining the CO₂/O₂ selectivity of the axially oriented, coextruded multilayer film. Axial orientation of the first polymer layers **12** below the melting temperatures (T_m) of the first polymer layer **12** can result in strain-induced crystallization, e.g., substantially crystalline lamellae, within the microstructure of the first polymer material (a) of the first polymer layers **12** that can reduce the permeability of the first polymer selective layers from a first permeability to a second lower permeability. In certain embodiments, axial orientation of the coextruded multilayer film can result in or cause each first polymer layer **12** to crystallize as a high aspect ratio substantially crystalline lamellae, which has a reduced permeability.

In contrast, axial orientation of the multilayer film below the melting temperature (T_m) of the second polymer layers

14 can make the second polymer layers more porous or more permeable such that the second polymer support layers have a substantially greater (e.g., at least about 5 times greater) gas permeability and flux than the first polymer selective layers. In certain embodiments, axially orienting the coextruded multilayer film 10 decreases the density of the second polymer material (b) of the second polymer layers 14. When β -nucleating additives are present in the second polymer layer 14, axial orientation of the second polymer material (b) induce α -phase crystallinity in the second polymer layer 14, which introduces voids in the second polymer layer 14, thereby increasing porosity and permeability through the second polymer layer 14.

Axial orientation of the multilayer film 10 may be uniaxial or biaxial and may be undertaken at a temperature of from about 23° C. to about 120° C., for example, from about 70° C. and about 100° C., depending on the melting temperatures (T_m) of the first polymer material and the second polymer material 14. If the multilayer film 10 is biaxially oriented, the draw rate may be symmetric or asymmetric. The coextruded multilayer film 10 may, for instance, be drawn at strain rates of, for example, about 50%/min or about 100%/sec to an axially oriented length of about 100% to about 400%. The drawing may be constrained or unconstrained. In one example, the multilayer film can be simultaneously biaxially drawn to draw ratios varying from about 1.8:1.8 to about 5:5 at a temperature of between 90° C.-110° C. and a strain rate of about 20-500%/s, although other draw ratios may be used.

Axially orienting the multilayer film 10 increases the gas permeability of the second polymer layers 14 above the second gas permeability of the axially oriented first polymer layers 12 such that the lower gas permeability of the first polymer layers 12 dictates the gas permeability, selectivity, and flux of the axially oriented, coextruded multilayer film 10. In other words, axially orienting the multilayer film 10 alters the multilayer film 10 from an unoriented condition in which the first and second polymer layers 12, 14 have a first gas permeability relationship, e.g., the same or different gas permeabilities, to an axially oriented condition having a second gas permeability relationship in which the second polymer layers 14 have a substantially greater gas permeability than the first polymer layers 12. In certain embodiments, axially orienting the multilayer film 10 results in a thin, multilayer film that exhibits a CO₂/O₂ selectivity of about 6 to about 10, high gas permeability, and a flux of about 30 GPU.

FIG. 4 illustrates a method of preparing the multilayer film 10 when axial orientation of the coextruded multilayer film 10 produces strain-induced crystallization in the first polymer layers 12. When the coextruded multilayer film 10 is axially oriented in this manner, the strain on the first polymer material (a) of the first polymer layers 12 induces crystallization along and within the first polymer layers 12. The crystallization results in the formation of lamellae within the first polymer layers 12 that extend parallel to the plane of the first polymer layers 12. The lamellae therefore extend in a direction that is perpendicular or transverse to the gas flow direction through the multilayer film 10. Accordingly, strain-induced crystallization in the first polymer layers 12 reduces the gas permeability of the axially oriented, coextruded first polymer layers 12 and, thus, the gas permeability of the axially oriented, coextruded multilayer film 10 is reduced. Although the multilayer film 10 may regain some permeability upon elastic relaxation and recovery of the film following axial orientation, residual strain-induced crystallinity within the first polymer layers 12

ultimately results in an overall reduced gas permeability. In some instances, strain-induced crystallization may cause up to about a 3.5 \times reduction in permeability of the first polymer layers 12 relative to the permeability of unoriented first polymer layers 12.

Since it is desirable to maintain high gas permeability in certain applications, e.g., produce packaging, it is beneficial to remove or reverse the effects of strain-induced crystallization in the axially oriented, coextruded first polymer layers 12. Removing or reversing the effects of strain-induced crystallization in the first polymer layers 12 can result in restoring high gas permeability to the first polymer layers 12 and, thus, restoring high gas permeability and flux in the multilayer film 10. In some embodiments, the effects of strain-induced crystallization in the axially oriented first polymer layers 12 can be removed and/or restored by heat treating and/or annealing the axial oriented multilayer film at temperature and for a time effective to remove at least some of the strain-induced crystallization in the first polymer layers 12 without decreasing the selectivity of the first polymer layers.

The heat treating or annealing can be conducted at a temperature that is higher than the melting of the strain-induced crystallinity, e.g., at 42° C. for PEBAX. Annealing the multilayer film 10 causes the elongated lamellae in the first polymer layers 12 to relax along their length, thereby increasing the permeability of the first polymer layers 12 and, thus, increasing the permeability of the multilayer film 10. The permeability of the first polymer layers 12 may increase to a level that is substantially equal to or above the permeability of the first polymer layers 12 prior to axial orientation to provide the desired gas permeability, selectivity, and flux for a particular application. In other words, annealing substantially restores the gas permeability of the multilayer film 10.

In some embodiments, the coextruded multilayer film can be heat treated or annealed prior to axial orientation to substantially increase gas flux (e.g., at least about 50% to about 100%) of the axially oriented, coextruded multilayer film. It was found that annealing a coextruded multilayer film comprising a first selective layer of PEBAX and a second support layer of nucleated polypropylene at temperature of about 140° C. for thirty minutes prior to orientation improved the gas flux of the axially oriented, coextruded multilayer film about 50% to about 100% compared to similar axially oriented, coextruded multilayer films that were not annealed prior to axial orientation. This results from improved β -polypropylene crystallinity that leads to more and larger pores in the polypropylene when the multilayer film is axially oriented.

Once the multilayer film 10 is coextruded, axially oriented, and—if applicable—annealed, the film 10 may be formed into a number of articles by, for example, thermoforming, vacuum forming, or pressure forming. Further, through the use of forming dies, the multilayer films 10 may be formed into a variety of useful shapes including profiles, tubes, and the like. Since the coextruded, axially oriented, multilayer film 10 achieves a thin, highly selective construction while being manufactured in a solventless process, the coextruded, multilayer film 10 of the present invention is advantageous over prior multilayer films.

The following examples are for the purpose of illustration only and are not intended to limit the scope of the claims, which are appended hereto.

Example 1

In the present example, polymer film layers formed from PEBAX® grades having various composition ratios (vol/

11

vol) including PTMO/PA-12 80/20, 70/30, 53/47, 38/62, 25/75, 20/80, and 15/85 were tested for gas permeability before the layers were axially oriented. FIG. 5 and Table 1 illustrate that the addition of PTMO significantly increases the permeability of the polymer film layer as compared to Nylon-12. Furthermore, it is clear that the selectivity remains constant at about 9 in the PEBAX grades having high PTMO content.

TABLE 1

	PEBAX grade							Nylon-12
	2533	3533	4033	5533	6333	7033	7233	
% PTMO	80	70	53	38	25	20	15	0
P(CO ₂)/P(O ₂)	9.8	9.3	9.32	9.2	7.9	6.2	4.8	4.2

Referring to FIG. 6, the polymer film layers were uniaxially stretched, thereby producing strong alignment and strain-induced crystallization of the PTMO blocks. Confirmation of the oriented lamellar morphology of the polymer film layers and details of the global orientation were obtained with wide angle X-ray scattering (WAXS). FIG. 7 and Table 2 illustrate that axially orientating the polymer films containing PEBAX decreases the oxygen permeability of the polymer film. In particular, it is clear that PEBAX grades containing at least 40% PTMO had up to a 3.5× decrease in O₂ permeability with increasing strains. The CO₂/O₂ selectivity of the same PEBAX gradient, however, stayed substantially the same.

TABLE 2

	PEBAX Grade			
	2533	3533	4033	5533
% PTMO	80	70	53	38
P(O ₂) decrease	3.5x	3.0x	2.1x	1.8x

The strain-induced crystallization leads to reduced permeability of the polymer film layers upon orientation. In particular, the WAXS images show two equatorial reflections from orientation and strain-induced crystallization of the PTMO blocks. Once the layers were allowed to elastically recover at room temperature by removing the applied stress, the oxygen permeability of each PEBAX grade was calculated as shown in FIG. 8. In particular, oxygen flux J(t) at 0% relative humidity, 1 atm, and 23° C. was measured with a MOCON OX-TRAN 2/20. The permeant gas stream was diluted with nitrogen to achieve a 2% oxygen concentration in order to avoid exceeding the detector capability of the instrument. Permeability was obtained from the steady flux J₀ according to:

$$P = J_0 l / p$$

where p is the oxygen pressure and l is the film thickness. Two films prepared under the same conditions were tested to obtain the average permeability. The permeability can be split into the solubility (S) and diffusivity (D). Usually S and D are extracted from the non-steady state flux curve.

The strain-induced crystallization caused reduced permeability (up to about 3.5× in some cases) in oriented PEBAX films relative to the permeability of the original, unoriented PEBAX films. PEBAX grades with more PTMO showed a

12

greater effect of strain-induced crystallinity. WAXS images illustrating the residual crystallinity in the PEBAX layers are shown in FIG. 6.

In order to reverse the reduced permeability caused by the strain-induced crystallization, the axially oriented polymer film layers were annealed. More specifically, the polymer film layers were heat treated at 60° C. for 30 minutes in order to reverse the strain-induced crystallization. WAXS patterns of the polymer film layers prior to and following annealing are shown in FIG. 10. Using commercial instruments from MOCON (D. J. Sekelik, E. V. Stepanov, S. Nazarenko, D. Schiraldi, A. Hiltner, E. Baer, J. Polym. Sci. Pt. B-Polym. Phys. 37, 847-857 (1999)), the oxygen permeability was then measured on the polymer films. As shown in FIG. 9, after annealing the O₂ permeability of 200% strain samples of the polymer films returned to values similar to the unoriented controls.

Example 2

In this example shown in FIGS. 11-13, multilayer films included three alternating layers of PEBAX and PP+CO₃. In one instance, the multilayer film included two PEBAX layers and one layer of PP+CO₃. In another instance, the multilayer film included one PEBAX layer and two layers of PP+CO₃. The co-extruded films had PEBAX/(PP+CaCO₃) volume compositions of 10/90 or 30/70. The multilayer films were coextruded, uniaxially oriented at 23° C., 50%/min to 250%. Oxygen flux of the uniaxially oriented films is illustrated in FIG. 11 with FIG. 12 illustrating the effect temperature has on axial orientation of the multilayer films. FIG. 12 makes clear that stretching or axially orientating the multilayer films increases gas flux when conducted above the melting temperature in which strain-induced crystallinity is induced, e.g., T_m=42° C. At 60° C., however, it appears that gas flux through the multilayer films decreases due to reduced pore formation and the collapse of pores in the PP layers. That being said, the membranes appeared to have similar permeation values and trends regardless of the film structure, e.g., PEBAX layers on the outside or inside of the multilayer film.

Referring to FIG. 13, after annealing, the oxygen flux of all samples roughly doubled by reducing or eliminating strain-induced crystallization within the PEBAX layers. The PEBAX thickness did not appear to affect the amount of flux increase.

Example 3

In this example shown in FIGS. 14-15, multilayer films included three alternating layers of PEBAX and PP+QQ. In one instance, the multilayer film included two PEBAX layers and one layer of PP+QQ. In another instance, the multilayer film included one PEBAX layer and two layers of PP+QQ. The multilayer films had PEBAX/(PP+QQ) volume compositions of 10/90 and 30/70. The multilayer films were coextruded, biaxially oriented at 100° C., 100%/min, and 2×2. Oxygen flux of the biaxially oriented films is illustrated in FIG. 14. The membranes appeared to have similar permeation values and trends regardless of the film structure. After annealing, the oxygen flux of all samples remained roughly constant (FIG. 15). The PEBAX thickness and film structure did not appear to affect the annealing results.

Example 4

In this example shown in FIGS. 16-18, multilayer films included three alternating layers of PEBAX and β-PP. In one

13

instance, the multilayer film included two PEBAX layers and one layer of β -PP. In another instance, the multilayer film included one PEBAX layer and two layers of β -PP. The multilayer films had PEBAX/ β -PP volume compositions of 10/90 and 30/70. The multilayer films were coextruded, biaxially oriented at 100° C., and annealed. Oxygen flux of the biaxially oriented films prior to annealing is illustrated in FIG. 16. The membranes appeared to have similar permeation values and trends regardless of the film structure.

Table 3 illustrates that the multilayer films showed much lower permeability when uniaxially stretched compared to biaxial stretching. The 10/90, three layer films having a 4 mils thickness were stretched uniaxially to 200% strain at various temperatures and strain rates. The test indicated that low temperatures and high strain rates produce films that appear to have higher porosity.

TABLE 3

	50° C. 50%/min	50° C. 1000%/min	70° C. 50%/min	70° C. 1000%/min	100° C. 50%/min	Biaxially Oriented 100%/s
P(O ₂)	13	11.9	5.3	9.8	1.6	11.9
PEBAX Thickness (μ m)	5	4.6	3.6	4	3.9	4.6

25

Referring to FIG. 17, post-orientation annealing indicated that the oxygen flux of all samples remained roughly constant as the PEBAX layers did not appear to strain crystallize under the orientation conditions used. In contrast, pre-orientation annealing at 140° C. for 30 minutes significantly increased the oxygen flux (about 50-100%) due to the formation of more and/or larger pores in the β -PP layers (FIG. 18). The PEBAX thickness and film structure did not appear to affect the annealing results. In any case, it appears that orientation at high strain rates and under low temperatures produces desirable flux values for PEBAX/ β -PP multilayer films.

While a preferred embodiment of the invention has been illustrated and described, it shall be understood that the invention is not limited to this embodiment. Numerous modifications, changes and variations will be obvious for those skilled in the art, without departing from the scope of the invention as described by the appended claims. All patents, publications, and references cited herein are incorporated by reference in their entirety.

Having described the invention, the following is claimed:

1. A food packaging membrane comprising:

an axially oriented, coextruded multilayer film that has a flux of at least about 10 GPU, the axially oriented, coextruded multilayer film including at least one axially oriented, coextruded first polymer layer of a first polymer material and at least one axially oriented, coextruded second polymer layer of a second polymer material, the at least one axially oriented, coextruded first polymer layer having a first permeability (P_1) prior to axial orientation and a second permeability (P_2) after axially orientation less than or equal to the first permeability (P_1), the at least one axially oriented, coextruded second polymer layer having a first permeability (P_{1a}) prior to axial orientation and a second permeability (P_{2a}) after axial orientation that is substantially greater than the first permeability (P_{1a}) and the second permeability (P_2), the axially oriented, coextruded first polymer layer having a thickness and the combined thicknesses of all the axially oriented, coextruded first

14

polymer layers of the axially oriented, coextruded multilayer film being less than about 1 μ m.

2. The food packaging membrane of claim 1, wherein the axially oriented, coextruded multilayer film having a CO₂/O₂ selectivity of at least about 4.

3. The food packaging membrane of claim 1, wherein the axially oriented, coextruded first polymer layers having a CO₂/O₂ selectivity of at least about 4.

4. The food packaging membrane of claim 1, wherein the axially oriented, coextruded multilayer film having a flux of at least about 30 GPU.

5. The food packaging membrane of claim 1, wherein the first polymer material comprises a poly(ether block amide).

6. The food packaging membrane of claim 5, wherein the first polymer material comprises poly(ether block amide) that includes from about 15% to about 80% of a polyether by molecular weight.

7. The food packaging membrane of claim 1, wherein the second material comprises polypropylene.

8. The food packaging membrane of claim 7, wherein the second polymer material further comprises CaCO₃ or a beta-nucleation agent.

9. The food packaging membrane of claim 1, wherein the axially oriented, coextruded multilayer film comprises a plurality of axially oriented, coextruded alternating first polymer layers and second polymer layers.

10. A method of fabricating a food packaging membrane comprising:

coextruding a first polymer material and a second polymer material to form a multilayer film that includes at least one coextruded first polymer layer and at least one coextruded second polymer layer, the at least one first polymer layer having a first permeability (P_1); and axially orienting the coextruded multilayer film, the at least one axially oriented, coextruded first polymer layer having a second permeability (P_2) after axial orientation less than or equal to the first permeability (P_1), the at least one axially oriented, coextruded second polymer layer having a first permeability (P_{1a}) prior to axial orientation and a second permeability (P_{2a}) after axial orientation that is substantially greater than the first permeability (P_{1a}) and the second permeability (P_2), wherein the axially oriented, coextruded multilayer film has a flux of at least about 10 GPU, the axially oriented, coextruded first polymer layer having a thickness and the combined thicknesses of all the axially oriented, coextruded first polymer layers of the axially oriented, coextruded multilayer film being less than about 1 μ m.

11. The method of claim 10, wherein the multilayer film is axially oriented at a temperature below the melting temperature (T_m) of the second polymer material.

12. The method of claim 10, wherein the multilayer film is uniaxially stretched.

13. The method of claim 10, wherein the at least one first polymer layer having a CO₂/O₂ selectivity of at least about 4 and the axially oriented, coextruded multilayer film having a CO₂/O₂ selectivity of at least about 4.

14. The method of claim 10, wherein the first polymer material comprises a poly(ether block amide). 5

15. The method of claim 14, wherein the first polymer material comprises poly(ether block amide) that includes from about 15% to about 80% of a polyether by volume.

16. The method of claim 10, wherein the second polymer material comprises polypropylene. 10

17. The method of claim 16, wherein the second polymer material further comprises CaCO₃ or a beta-nucleation agent.

18. The method of claim 10, wherein the axially oriented, coextruded multilayer film comprises a plurality of axially oriented, coextruded alternating first polymer layers and second polymer layers. 15

19. The method of claim 10, wherein the multilayer film is formed in a solventless process. 20

20. The method of claim 10, wherein the multilayer film is axially stretched from about 100% to about 400%.

21. The method of claim 10, further comprising heat treating the multilayer film at a temperature and for a time to increase the gas permeability of the at least one axially oriented, coextruded first polymer layer. 25

22. The method of claim 21, wherein axially orienting the at least one first polymer layer causes strain-induced crystallization in the at least one first polymer layer and the heat treating at least partially reversing crystallization in the at least one first polymer layer to increase the gas permeability of the at least one first polymer layer. 30

* * * * *

UNITED STATES PATENT AND TRADEMARK OFFICE
CERTIFICATE OF CORRECTION

PATENT NO. : 9,724,900 B2
APPLICATION NO. : 14/570990
DATED : August 8, 2017
INVENTOR(S) : Eric Baer et al.

Page 1 of 1

It is certified that error appears in the above-identified patent and that said Letters Patent is hereby corrected as shown below:


In the Specification

Please replace the paragraph at Line 9, Column 1 with the following:

--Government Funding

This invention was made with government support under Grant No. DMR-0423914, awarded by The National Science Foundation. The United States government has certain rights in the invention.--

Signed and Sealed this
Twenty-sixth Day of December, 2017



Joseph Matal
*Performing the Functions and Duties of the
Under Secretary of Commerce for Intellectual Property and
Director of the United States Patent and Trademark Office*