



2018

## Turin Food Atlas: Sharing knowledge towards urban food policies to develop circular cities

Fassio, Franco and Tecco, Nadia

---

### Suggested citation:

Fassio, Franco and Tecco, Nadia (2018) Turin Food Atlas: Sharing knowledge towards urban food policies to develop circular cities. In: Proceedings of RSD7, Relating Systems Thinking and Design 7, 23-26 Oct 2018, Turin, Italy. Available at <http://openresearch.ocadu.ca/id/eprint/2678/>



University of Gastronomic Sciences  
Università degli Studi  
di Scienze Gastronomiche

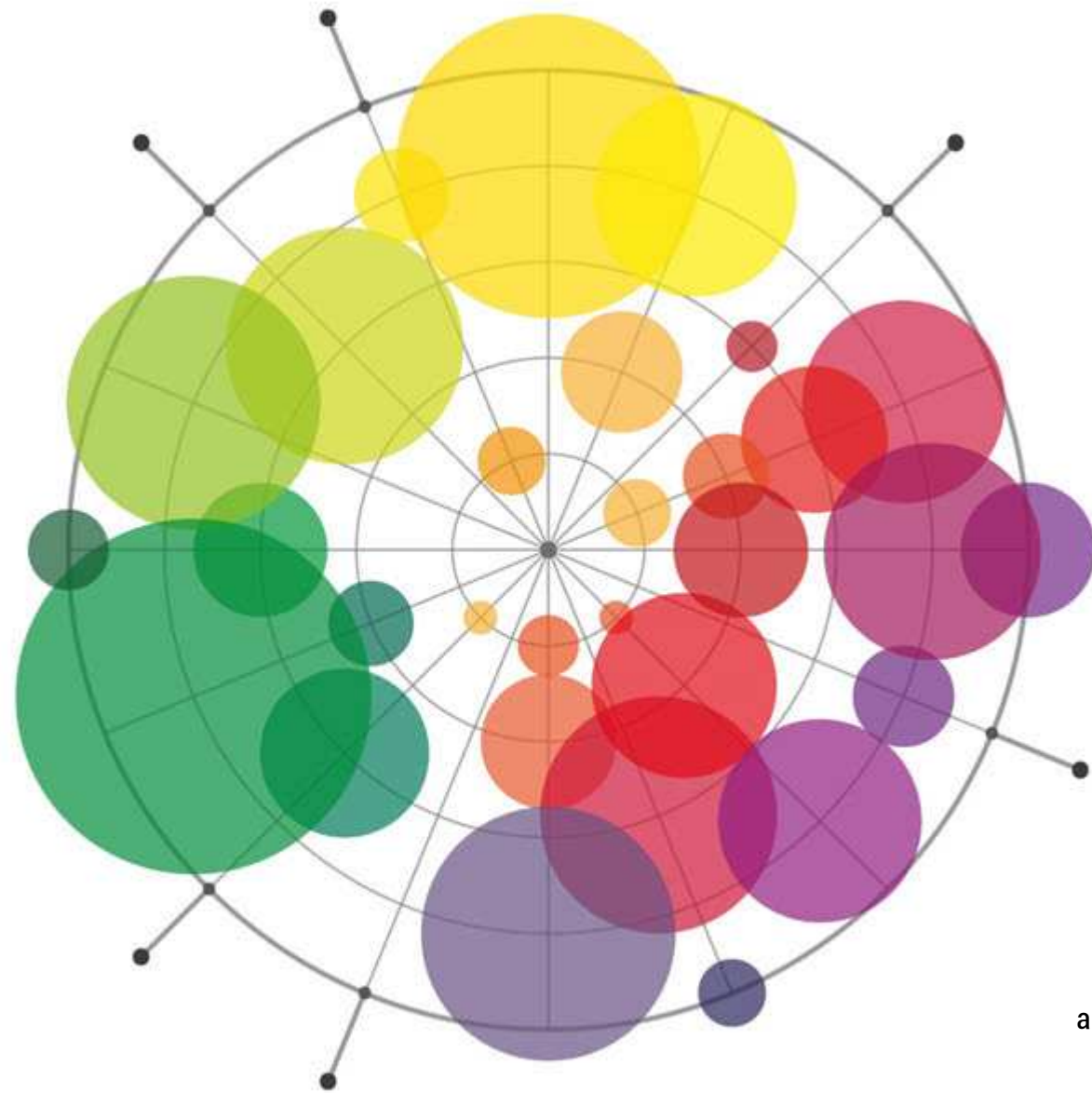
# Turin Food Atlas

## Sharing knowledge towards urban food policies to develop circular cities

Franco Fassio and Nadia Tecco  
University of Gastronomic Science



*image reference:  
Notte della geografia  
(2018)*



# ATLANTE del CIBO

Torino Food System


a project of



in collaboration with



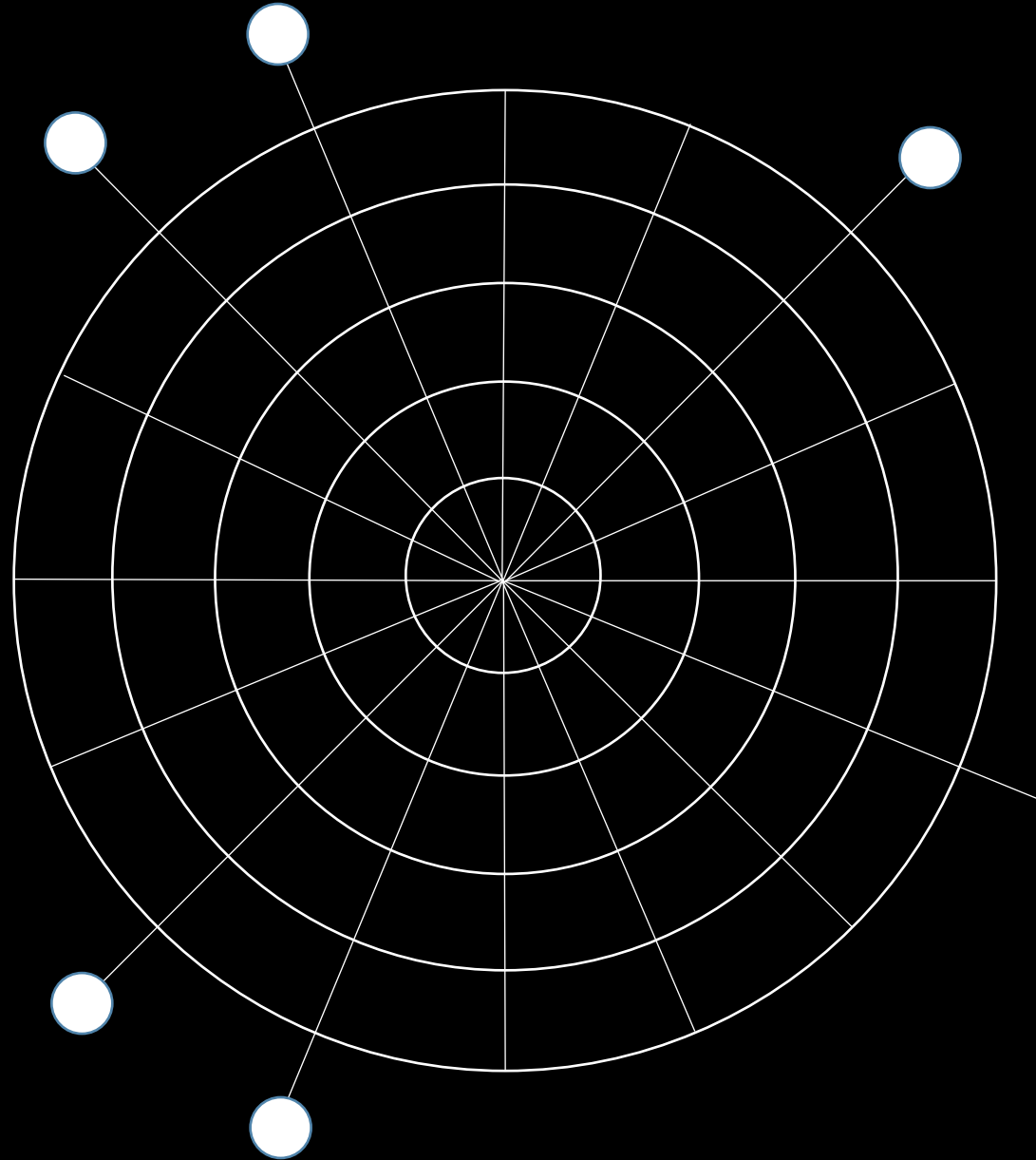
**Analysis**



**of the system  
components**

Actors  
Resources  
Practices  
Policies

**Analysis**



**Relations**  
between subjects,  
resources, policies  
and projects,  
with the territory

**open access tool**  
to support the  
**public-private**  
**network**

to **increase the**  
**awareness** of the  
actors and design new  
**food policies**

to **monitor the food system** with a **participatory approach**



## ATLANTE del CIBO di TORINO METROPOLITANA



17 SETTEMBRE 2018 / NEWS

Terra Madre – Salone del Gusto 2018, Torino. Eventi

---

Dal 20 al 24 settembre si terrà a Torino

## Save the date

Presentazione del  
Secondo Rapporto  
dell'Atlante del Cibo di  
Torino Metropolitana.

**MARTEDI 26 GIUGNO**

10.00 - 13.00

**Cavallerizza Reale**

Via Verdi 9

per info  
[atlantedelcibo@gmail.com](mailto:atlantedelcibo@gmail.com)

19 GIUGNO 2018 / RAPPORTI

Secondo Rapporto. 26



28 MAGGIO 2017 / RAPPORTI

Primo Rapporto. Maggio  
2017 (Rapporto e Volume  
Celid)

---

# Example from ATLANTE DEL CIBO DI TORINO METROPOLITANA "Rapporto 0"

analysis of the **recovery system** and **redistribution of food surpluses for social purposes**



Total number assisted


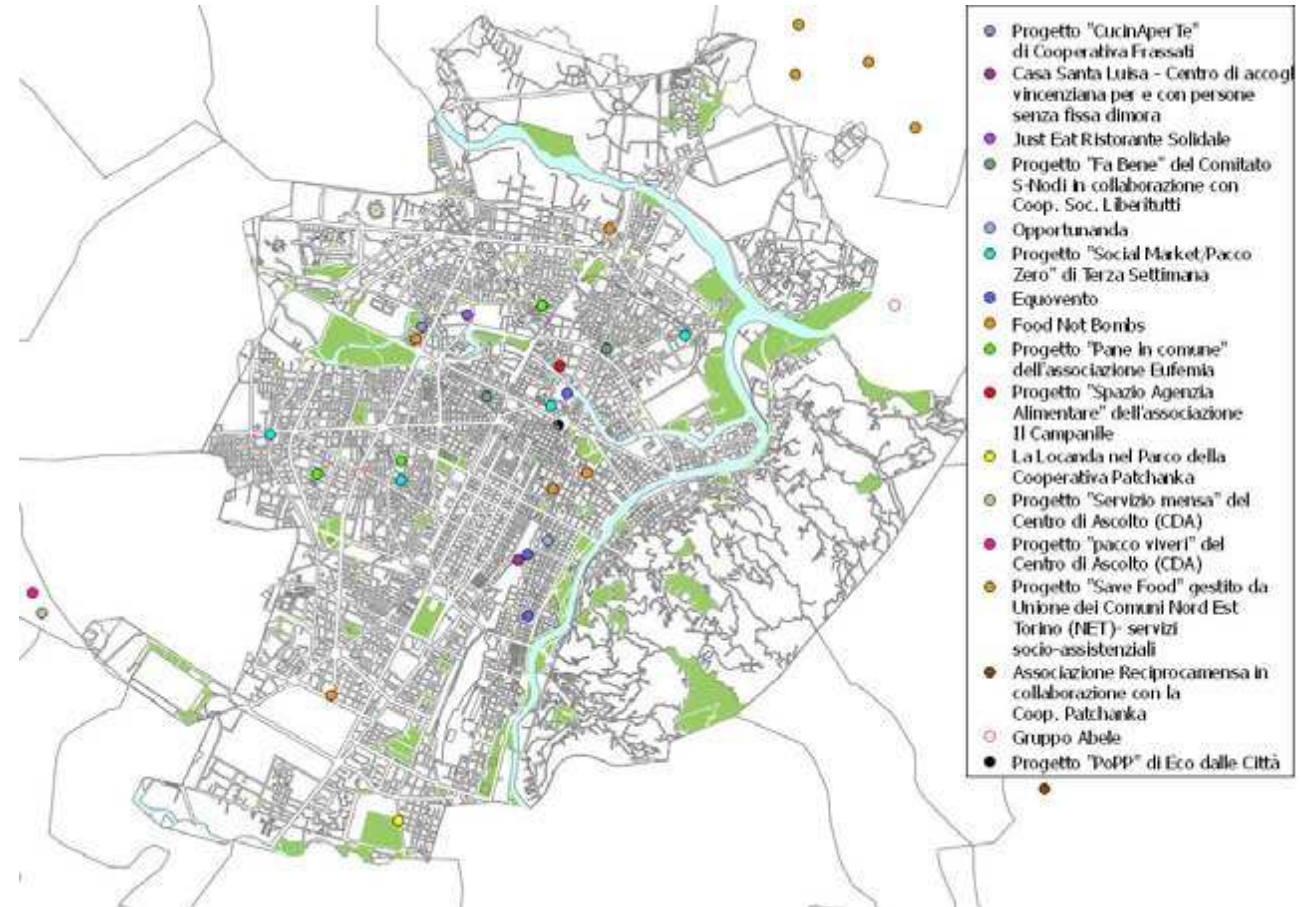


image reference:  
Food Atlas Report 0  
(2018)

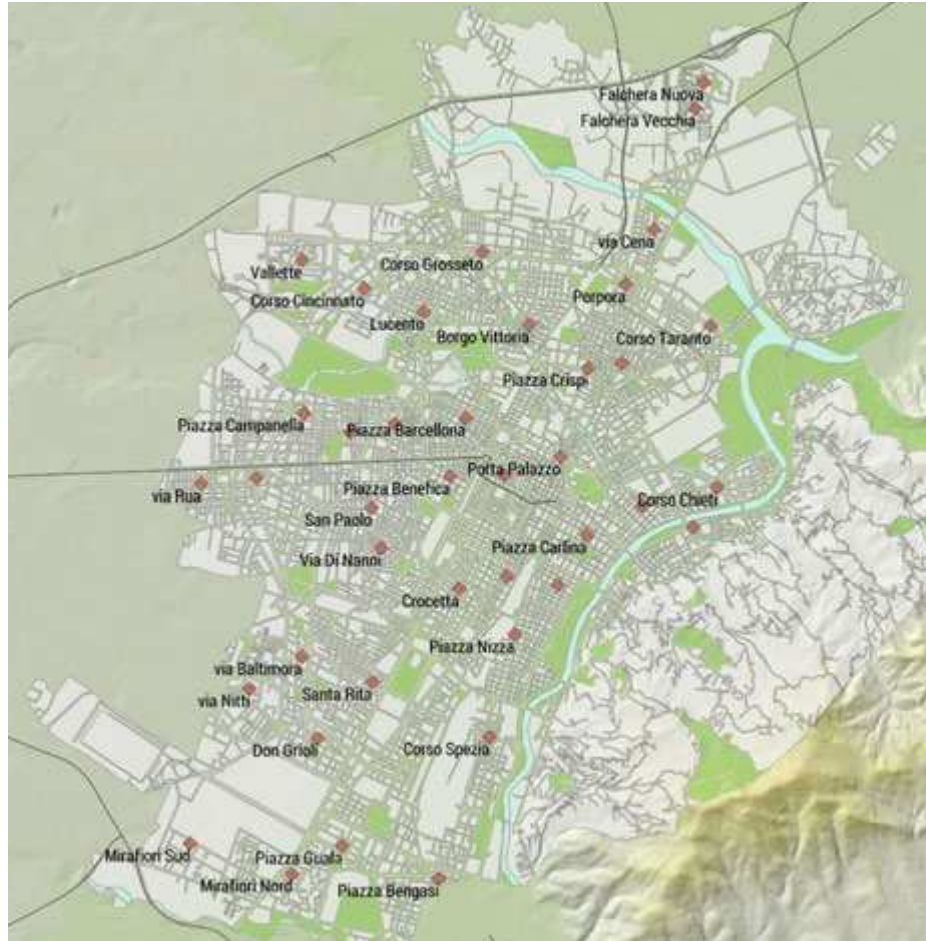
Benefit tables and income assistance



Spatial distribution of places for redistribution of surpluses



*Example from* **ATLANTE DEL CIBO DI TORINO METROPOLITANA “Rapporto 0”**  
the forms of distribution: **Large Organised Distribution, neighborhood stores, markets, farmers' market** and **Solidarity Purchasing Groups**



### Large Organised Distribution

- 55 medium and 57 large shopping centers
- 29 hypermarkets (+ 38% since 2001), 366 (+ 127% since 2001) supermarkets, 224 minimarkets (+ 148% since 2001)

### Neighborhood grocery stores

8,881 stores in the Metropolitan City

### Markets

- 363 with 17,091 food counters in the Metropolitan City
- Only in Turin 42 daily markets, 38 banks of producers  
366 food desks at Porta Palazzo

### Farmers' market

- 70 in the Metropolitan City
- 15 in Turin and first belt

### Solidarity Purchasing Groups

- 121 in the Metropolitan City, of which 73 in Turin, 21 in the first belt, 12 in the second belt

*image reference:*  
*Food Atlas*  
*Report 0*  
*(2018)*

*Distribution of the markets in Turin*

# Guidelines of CEFF



University of Gastronomic Sciences  
Università degli Studi  
di Scienze Gastronomiche




image reference:  
F.Fassio, N.Tecco (2018),  
Circular economy for food,  
Ed. Ambiente, Milano

[www.circulareconomyforfood.it](http://www.circulareconomyforfood.it)

# FOOD as a base unit of connection



University of Gastronomic Sciences  
Università degli Studi  
di Scienze Gastronomiche

*image reference: UNISG database (2018)*

## **Circularity**


belongs to man and the context in  
which he lives

*image reference: UNISG database (2018)*

Circular Economy for Food key words

**Natural, social and cultural capital**  
**Cyclicity** and **Flows of material, energy**  
and **information, Systemic approach**

# The project RePoPP



**repopp**

PROGETTO VALORIZZAZIONE  
ORGANICO PORTA PALAZZO

# Activities RePoPP



image reference: UNISG database, from project RePoPP (2018)



# Activities RePoPP



**Amount of food recovered in 2018:**

January: 4.572 kg  
February: 2.731 kg  
March: 3481 kg  
April: 3.999 kg

May: 5261 kg  
June: 7.302 kg  
July: 6.617 kg  
August: 8.868 kg

September: 7.339 kg  
October: ...  
November: ...  
December: ...

*image reference: UNISG database, from project RePoPP (2018)*



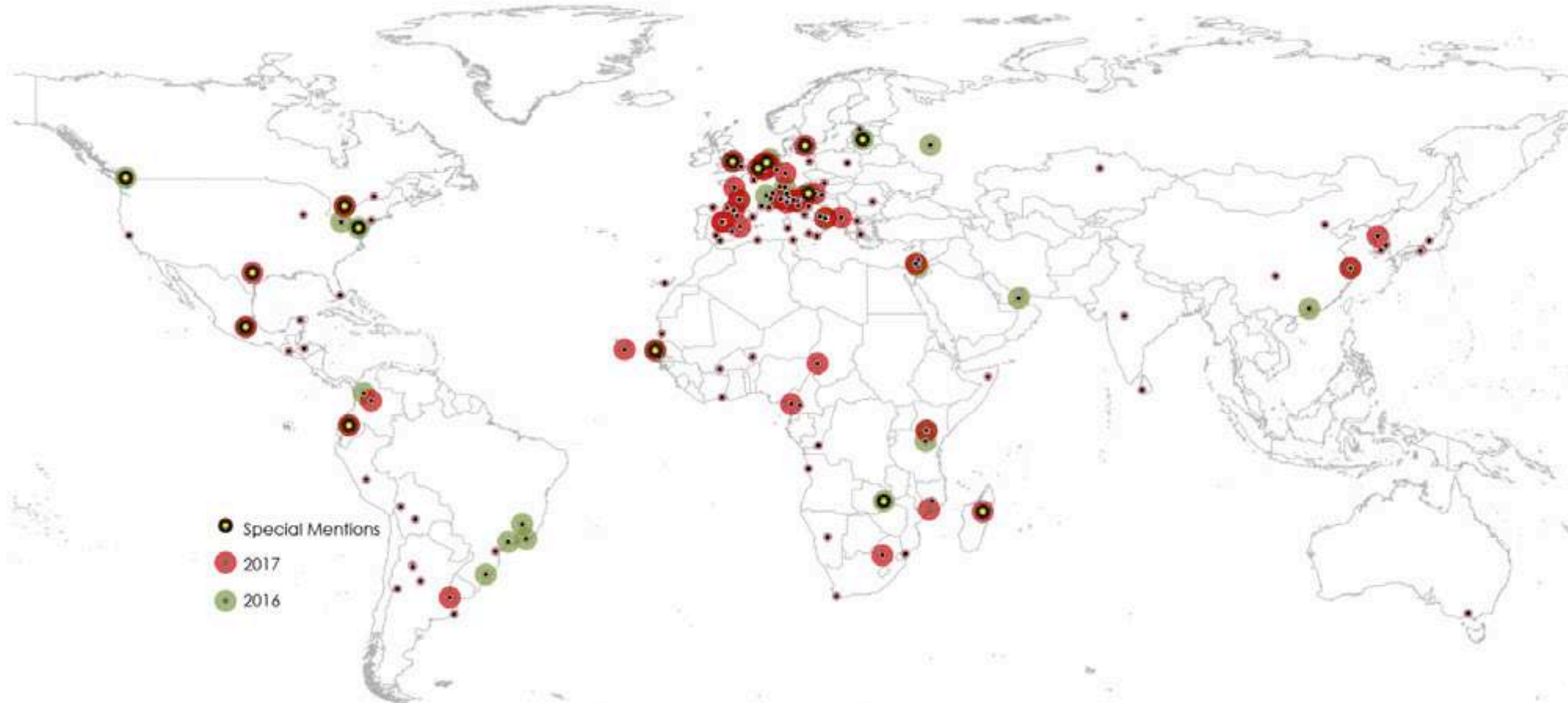
# Special Mentions

## Milan Pact Awards



### Food waste

Turin (Italy) for Progetto Organico Porta Palazzo: Towards Circular Markets, an efficient waste collection system for the largest and most culturally diverse food market in the city and the largest open air market in Europe.



Thank you all for listening  
[f.fassio@unisg.it](mailto:f.fassio@unisg.it) / [n.tecco@unisg.it](mailto:n.tecco@unisg.it)



**We are all  
one system**

*image reference:  
UNISG database (2018)*