

Expl Agric.: page 1 of 19 © Cambridge University Press 2013

doi:10.1017/S0014479713000562

EFFECT OF CONSERVATION AGRICULTURE ON MAIZE YIELD IN THE SEMI-ARID AREAS OF ZIMBABWE

By J. NYAMANGARA^{†‡}, K. NYENGERAI[†], E. N. MASVAYA[†], R. TIRIVAVI[†],
N. MASHINGAIDZE[†], W. MUPANGWA[§], J. DIMES[¶], L. HOVE^{††}
and S. TWOMLOW^{‡‡}

[†]ICRISAT, Matopos Research Station, P.O. Box 776, Bulawayo, Zimbabwe, [§]CIMMYT, P.O. Box MP 163, Mount Pleasant, Harare, Zimbabwe, [¶]QDEEDI, P.O. Box 102, Toowoomba QLD 4350, Australia, ^{††}FAO, Merafe House, Johannesburg, South Africa and ^{‡‡}IFAD Regional Office in Kenya, c/o UNON, UN Avenue, Gigiri P.O. Box 67578, 00200 Nairobi, Kenya

(Accepted 17 August 2013)

SUMMARY

Globally, a range of agronomic factors have been reported to have an impact on the performance of conservation agriculture (CA) and often determine its performance in relation to conventional agriculture (CONV). To assess this performance in Zimbabwe, 48 CA experiments were conducted by the International Crops Research Institute for the Semi-Arid Tropics in the semi-arid areas of southern Zimbabwe from 2004 to 2010, to calculate the weighted mean difference (WMD) through meta-analytical methods. The two CA practices, planting basins (Basins) and ripper tillage (Ripper), were compared with CONV. It was hypothesised that CA results improved yield compared with CONV and that the effect of CA practices on yield is affected by soil type, rainfall amount and distribution and selected management practices, which included rates of inorganic fertilisers and manures and mulching. Basins were superior to CONV in 59% of the experiments and the overall effect was significant ($p < 0.001$). The effect of Ripper was non-significant. The hypothesis that CA practices result in improved maize grain yield over CONV was accepted for Basins. The WMD for experiments conducted on sandy soils was 0.365 t ha^{-1} for Basins and 0.184 t ha^{-1} for Ripper, and in both cases was significant ($p < 0.05$). For clay soils, only the WMD for Basins was significant. A higher rainfall regime (500–830 mm) resulted in a lower WMD for Basins (0.095 t ha^{-1}) and Ripper (0.105 t ha^{-1}) compared with 0.151 t ha^{-1} for Basins and 0.110 t ha^{-1} for Ripper under lower rainfall (320–500 mm). The overall effect of Basins under the higher rainfall regime was not significant. There was better yield performance for Basins when the rainfall was well distributed; the reverse was noted for the Ripper. The application of $10\text{--}30 \text{ kg ha}^{-1}$ of N (micro-dose range) resulted in a higher WMD for Basins than zero N application. Without N application, the WMD of Basins was not significant. For zero manure application in Basins, the WMD was 0.043 t ha^{-1} compared with 0.159 t ha^{-1} when manure was applied. The application of mulch depressed the WMD in Basins by 44% and Ripper by 89%. The hypothesis that yield performance under CA is influenced by soil type, rainfall amount and distribution, inorganic fertiliser and manure application was accepted.

INTRODUCTION

The decline in soil fertility continues to be an important barrier to food security in smallholder farming systems of southern Africa (Bationo *et al.*, 2006; Henao and Baanante, 1999; IFAD, 2011). Among other factors, which include low input use

[‡]Corresponding author: j.nyamangara@cgiar.org

(Bationo *et al.*, 2006), it has been reported that continual soil inversion through conventional tillage using the hand hoe or an animal-drawn mouldboard plough (conventional agriculture: CONV) can in some situations lower soil fertility (Holland, 2004). CONV can lead to low levels of soil organic matter and degradation of soil structure and result in compacted and hard setting soils (Chivenge *et al.*, 2007; Holland, 2004; Vogeler *et al.*, 2008). These soil structural changes, in turn, lead to reduced infiltration, increased runoff and erosion, and in many cases reduced crop yields (Jin *et al.*, 2011).

Globally, conservation agriculture (CA) has been promoted as a means to protect soils from erosion and compaction, conserve/retain moisture and reduce production costs (Hobbs *et al.*, 2008; Holland, 2004). CA comprises the simultaneous application of three agronomic principles: (1) minimal mechanical soil disturbance, (2) maintenance of permanent soil cover with organic mulch and (3) diversification into legume-based crop rotations (Twomlow *et al.*, 2008). Many studies have been conducted globally on CA, and its benefits, challenges as well as factors affecting performance are well documented (Giller *et al.*, 2009; Gowing and Palmer, 2008; Kassam *et al.*, 2009; Rockström *et al.*, 2009; Wall, 2007). In the USA, the pioneer of CA and the country with the largest area under CA (approximately 25 million hectares), the major benefits have been realised in production cost saving at the farm level, e.g. fuel savings ranging between 60 and 80 litres per hectare have been reported (APCAEM, 2007).

Results on the yield performance of CA in relation to CONV in sub-Saharan Africa are mixed (Guzha, 2004; Stone and Schlegel, 2006). Experiments conducted by Materechera and Mloza-Banda (1997) in Malawi illustrated a non-significant yield difference between CONV and CA in the first two years of a three-year study, and during the third year the yield in CA was significantly lower. Similar findings were reported by Mashingaidze *et al.* (2012) in Zimbabwe. Results from the Laikaipia CA project in Kenya showed similar maize yield in plots managed under CONV and CA (Apina *et al.*, 2007). On the other hand, improved soil water supply, rooting depth and crop yields through the use of minimum tillage techniques have been reported in the semi-arid regions of Kenya (Gicheru *et al.*, 2004; Rockström *et al.*, 2009). In Zimbabwe, Thierfelder and Wall (2012) reported higher yields in CA plots than in CONV plots on sandy soils in dry seasons but lower yields in CA plots in very wet seasons due to water logging. In Bazale Extension Planning Area in Malawi, maize yields were higher in CA plots than in CONV after the first season (Ngwira *et al.*, 2012).

Various agronomic factors were reported to have an impact on the performance of CA and often determine its performance in relation to CONV. Rusinamhodzi *et al.* (2011) conducted a meta-analysis using worldwide maize grain yield data (rainfed) and concluded that CA performance was better on well-drained soils, under high N input ($> 100 \text{ kg ha}^{-1}$) and further yield increases were obtained with rotation.

From 2004 to 2010, the International Crops Research Institute for the Semi-Arid Tropics (ICRISAT) implemented a programme to simultaneously promote CA and conduct research to optimise the performance of the practice in the smallholder sector of Zimbabwe. The programme largely promoted hand-hoe dug planting basins

(Basins) as a minimum tillage option for the farmers, most of whom have no access to draft power and often plant late (Mazvimavi *et al.*, 2008). Animal-drawn tine rippers were later promoted but to a limited extent. The research component consisted of a series of on-station and on-farm trials and management practices such as fertiliser application rate, manure application and mulching were tested.

Although valuable insights were realised from individual experiments, no effort was made to integrate the trial results in order to derive the impact of CA on overall productivity. We used meta-analysis to assess the performance of CA compared with CONV using data sets of experiments conducted by the ICRISAT in southern Zimbabwe from 2004 to 2010. Meta-analysis is a means of assessing a hypothesis through research synthesis, where results from a set of independent studies are evaluated in terms of the same hypothesis (Borenstein *et al.*, 2009; Rosenberg *et al.*, 2000). A detailed description of meta-analysis calculations in relation to the standardised effect size is given in Rusinamhodzi *et al.* (2011). In this study, it was hypothesised that CA generally results in improved grain yield over CONV and that the yield performance under CA is influenced by soil type, rainfall amount and distribution and selected management practices that include rates of inorganic fertilisers, manure application and mulching.

METHODOLOGY

Site descriptions

The data used in this study were collected from both on-station and on-farm experiments (detailed in Table 1) located in the semi-arid zones of southern Zimbabwe (Figure 1), where rainfall is relatively low, variable, erratic and extended mid-season dry spells are common (Mupangwa *et al.*, 2011). The on-station experiments were conducted at West Acre (28°30.92' E, 20°23.32' S) and Lucydale (28°24.46' E, 20°25.64' S) farms, both located at the Matopos Research Station, which has a long-term annual average rainfall of 584 mm (Mupangwa, 2009). The soil at West Acre farm is a moderately deep and poorly drained black clay (Chromic – Leptic Cambisol), whereas that at Lucydale is a moderately deep and well-drained sand (Eutric Arenosol; Moyo, 2001). On-farm data were collected from experiments conducted in eight districts whose average rainfall ranges from <450 to 800 mm per annum. The major soil type on the smallholder farms is coarse-grained sand (>70%) deficient in organic matter and nutrients and with limited water retention capacity; however, some of the experiments were conducted on farms with relatively more fertile loams and heavy clays (Figure 1).

Semi-arid areas in Zimbabwe are more suitable for sorghum (*Sorghum bicolor* (L.) Moench) and pearl millet (*Pennisetum glaucum* L.) but most smallholder farmers have a preference for maize (*Zea mays* L.), the staple crop that accounts for more than 50% of the total cropped area (Langyintuo, 2005; Twomlow *et al.*, 2006). Other crops include bambara nut (*Vigna subterranea* (L.) Verdc), groundnut (*Arachis hypogaea* L.) and cowpea (*Vigna unguiculata* (L.) Walp.). Crop yields achieved by farmers are generally low, e.g. the yields for maize oscillate around 1 t ha⁻¹ whilst those for sorghum are often below

Table 1. The studies used in the meta-analysis, showing the researcher, district, year in which the experiment was carried out, number of experiments (number of data pairs compared in parentheses) and treatments under comparison in southern Zimbabwe.

Researcher	District/location	Year	Number of experiments (data pairs)	Treatments
Mashingaidze	Masvingo	2004/5–2006/7	11 (11)	Effect of tillage method (CONV and PB) on maize grain yield (RD).
Masvaya	MRS (West Acre)	2009/10	1 (1)	Effect of tillage method (PB and CONV) and fertiliser application rate on maize grain yield (RD).
Moyo	Matobo, Lupane, Hwange and Nkayi	2004/5–2005/6	5 (5)	Effect of tillage method (PB and CONV) on maize grain yield (RD).
Mupangwa	Insiza and Gwanda	2005/6–2006/7	2 (4)	Effect of tillage method (plough, ripper and basin) on maize grain yield (PT).
Mupangwa	Insiza and Gwanda	2007/8	1 (6)	Effect of tillage method (plough, ripper and basin) and nitrogen application rate (0, 10, 20 kg ha ⁻¹) on maize grain yield (PT).
Mupangwa	MRS (Lucydale)	2004/5	1 (12)	Effect of tillage method (plough, ripper and basin) and mulch level (0, 1, 2, 4, 8, 10 t ha ⁻¹) on maize grain yield (PT).
Mupangwa	MRS (Lucydale)	2005/6	1 (6)	Effect of tillage method (plough, ripper and basin) and mulch level (0, 8, 10 t ha ⁻¹) on maize grain yield (PT).
Mupangwa	MRS (West Acre)	2004/5–2007/8	4 (48)	Effect of tillage method (plough, ripper and basin) and mulch level (0, 1, 2, 5, 8, 10 t ha ⁻¹) on maize grain yield (PT).
Mupangwa	MRS (West Acre)	2007/8	3 (9)	Effect of tillage method (CONV, Ripper and PB) and rotation on maize grain yield (RD).
Nyathi	MRS (West Acre and Lucydale)	2007/8	2 (4)	Effect of tillage method (CONV and PB) and rotation on maize grain yield (RD).
Nyathi	Binga, Lupane, Nkayi and Hwange	2007/8	13 (13)	Effect of tillage method (CONV and PB) on maize grain yield (RD).
Nyengerai	MRS (West Acre)	2007/8–2009/10	2 (4)	Effect of tillage method (PB, ripper and CONV) and nitrogen application rate on maize grain yield (PT).
Twomlow	MRS (West Acre)	2004/5	1 (1)	Effect of tillage method (PB and CONV) and fertiliser application rate on maize grain yield (RD).
Twomlow	MRS (West Acre)	2008/9	1 (1)	Effect of tillage method (PB and CONV) and planting date on maize grain yield (RD).

MRS: Matopos Research Station; PT: data from published thesis; RD: raw data from ICRISAT archives.

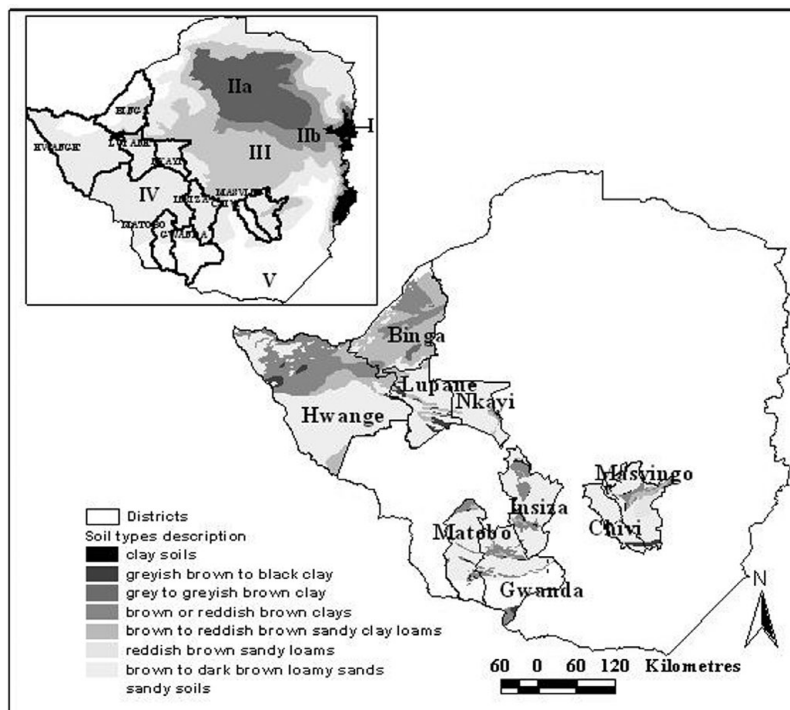


Figure 1. Map of Zimbabwe showing the location of districts in which the on-farm experiments were conducted between 2004 and 2010 by the ICRISAT.

0.2 t ha^{-1} (Twomlow *et al.*, 2006). In addition to the problem of weeds (Mashingaidze *et al.*, 2012), the most important biophysical constraints to crop production are low soil fertility and limited moisture availability (Ncube *et al.*, 2007). Crop production is strongly integrated with livestock production and the latter is kept to support crop production through the provision of draught power and manure, diversify household income sources through sales of meat and milk, and serve as a capital asset. Most crop residues are either fed to animals either in managed enclosures (cattle pens) or through post-harvest stubble grazing, although some farmers use a few of their crop residues as mulch (Mazvimavi and Twomlow, 2009).

Meta-analysis

Meta-analysis is used to evaluate, in an aggregated manner, the results from a set of experiments that were based on the same hypothesis (Borenstein *et al.*, 2009; Rosenberg *et al.*, 2000). For each individual experiment in the set, the effect of the treatment is considered an independent estimate of the overall true effect and is subject to random variation. In our study, we specifically used the weighted mean difference (WMD) to calculate the overall effect size of CA (equation (3)). For the derivation of the WMD, the first step is to calculate the effect size of each experiment used and this is done through the subtraction of the treatment mean from the control mean (equation (1)).

A weight is then assigned to individual effect sizes through division by the variance for tillage for the particular experiment (equation (2)). In this manner, more precise studies have a greater contribution to the combined effect size. The combined effect size is then calculated by adding the individual effect sizes being used in the study and dividing this figure by the total of the weights from each experiment used (equation (3)). The overall WMD is considered to be significantly different from the control if the 95% confidence interval (CI) for the treatment mean does not overlap with the control (equations (4) and (5)) (Rosenberg *et al.*, 2000, 2011):

$$\text{Mean difference (MD)} = \text{mean}_{\text{treated}} - \text{mean}_{\text{control}}, \quad (1)$$

$$\text{weight}_i = \frac{1}{\text{variance}_i} = \frac{1}{\text{SD}_i^2}, \quad (2)$$

$$\text{Weighted mean difference (WMD)}_{\text{overall}} = \frac{\sum_{i=1}^{i=n} (\text{weight}_i * \text{MD})}{\sum_{i=1}^{i=n} \text{weight}_i}, \quad (3)$$

$$\text{CI}_{95\%} = \text{mean}_{\text{overall}} \pm (1.96 * (\text{variance}_{\text{overall}})^{0.5}), \quad (4)$$

$$\text{Variance}_{\text{overall}} = \frac{1}{\sum_{i=1}^{i=n} \text{weight}_i}. \quad (5)$$

Experimental treatments

In this study, we compared the effects of CA (planting basins and rip lines) on maize grain yields with those of CONV (animal-drawn mouldboard ploughing) under different agronomic conditions. The Basins were opened up on unploughed land and measured 15 cm in length, breadth and depth with an inter-row and intra-row spacing of 90 and 60 cm, respectively. The rip lines were opened up, with locally available commercially produced ripper tine that was attached to the beam of an animal-drawn plough, on unploughed land to a depth of approximately 15 cm and were spaced at 90 cm.

Raw data that were available in ICRISAT archives and published data were used (Table 1 summarises the experiments used). Prior to use for meta-analysis, analysis of variance (ANOVA) was carried out on the raw data using GENSTAT 13th Edition. Only experiments with three or more replicates of each treatment were used for the meta-analysis. On farm experiments in which farmer records showed major differences in management between CA and CONV were excluded. Data from each experiment were collected in the form of mean yield for CA, (X_A), mean yield for CONV (X_C), standard deviation (SD) for tillage and number of replicates (n). Where the SD was not

reported by the author, the coefficient of variation (CV) was used for the calculation of the SD by employing the formula ($SD = CV/100 * X_{TILLAGE}$), where $X_{TILLAGE}$ is the tillage mean (see Rusinamhodzi *et al.*, 2011). It must be noted that in a single experiment where all three tillage methods were compared, two data pairs were derived for use in the meta-analysis as we compared the yield under CONV with that under Basins and the Ripper separately. Likewise, a single experiment that tested the effect of the three tillage methods and two levels of another factor such as mulch application rate would yield four data pairs for use in meta-analysis (that is, under each CA method, each level of mulch would be a data pair). A total of 48 experiments were used for the meta-analysis, 81 data pairs compared maize yield from Basins with that of CONV and 44 data pairs compared the yield from Ripper with CONV. Data pairs derived from a single experiment ranged from 1 to 12.

The total data set used in our analysis comprised of experiments conducted under various agronomic conditions. Where available, the following agronomic data were obtained for each experiment: soil texture (sand and clay), seasonal rainfall amount in the year of study, rainfall distribution in the year of study (poor/well distributed), nitrogen fertiliser (N) application rate, manure application rate, mulch application rate, trial location (on-farm/on-station) and the number of years the experiment ran for.

Nitrogen application rate varied from 0 to 30 kg N ha⁻¹. Manure application was noted as yes/no. This is because the rate of manure application used for on-station trials was 3 t ha⁻¹ and the amount applied for on-farm trials varied. In many cases, it was noted as applied/not applied in the raw data set without a specific mention of the amount. Mulch application rate in the studies used for meta-analysis varied from 2 to 10 t ha⁻¹.

For the calculation of the WMD of CA, the Ripper and Basins were separated. We then used agronomic data collected to form different subsets of data under each CA method. There were insufficient data for Ripper +0 kg ha⁻¹ N and for Ripper +no manure; these subsets were not analysed. The soils were grouped into sandy and clay textural classes, and loams were classified as clay soils and sandy loams as sandy. This was done because there were very few data pairs (<5) for these soils to allow formation of a category that could be individually assessed. For seasonal rainfall amount, experiments that were conducted under 320–500 mm yr⁻¹ were grouped together as were those conducted under 500–830 mm yr⁻¹. Furthermore, seasons were grouped according to rainfall distribution; seasons in which both the first and second halves of the season received equal to or above long-term average rainfall were classified under the well-distributed rainfall pattern. Those in which at least one half of the season received rainfall below the long-term average were classified under the poor rainfall distribution pattern. Data on long-term rainfall averages for the first (October–December) and second (January–March) halves of the seasons were obtained from Mupangwa (2009). Two groups were formed according to N application rate and manure application; for N it was 10–30 kg ha⁻¹ N (micro-dose range) and zero N application, while for manure the groups were manure application and no manure application; mulch application was also noted as yes/no. For experiment location,

Table 2. Weighted mean difference for maize yield (t ha^{-1}) under conservation agriculture for experiments conducted in Zimbabwe from 2004 to 2010 and distribution of observed effects relative to maize grain yield under conventional tillage.

Treatment (<i>n</i>)	Weighted mean difference (t ha^{-1})	Positive (%)	Neutral (%)	Negative (%)	<i>P</i>
Planting basins (81)	0.241	59	1	40	0.0001***
Ripper (44)	0.094	64	0	36	0.2039 ^{NS}
Planting basins on farm (34)	0.342	71	3	26	0.0001***
Planting basins on station (47)	0.168	51	0	49	0.0214*
Ripper on station (44)	0.112	67	0	33	0.1850 ^{NS}
Soil type					
Planting basins clay (34)	0.194	56	0	44	0.0256
Ripper clay (30)	0.051	60	0	40	0.6372 ^{NS}
Planting basin sand (17)	0.365	65	0	35	0.0055**
Ripper sand (14)	0.184	71	0	29	0.0080**
Rainfall					
Planting basins (rainfall 320–500 mm) (45)	0.151	53	2	45	0.0183
Ripper rainfall (rainfall 320–500 mm) (34)	0.110	65	0	35	0.0921 ^{NS}
Planting basins (rainfall 500–830 mm) (25)	0.095	56	0	44	0.9290 ^{NS}
Ripper (rainfall 500–830 mm) (9)	0.105	67	0	33	0.8028 ^{NS}
Planting basin (well-distributed rain) (19)	0.463	68	0	32	0.0178*
Planting basin (poorly distributed rain) (60)	0.141	55	2	43	0.0074**
Ripper (well-distributed rain) (11)	0.026	55	0	45	0.9319 ^{NS}
Ripper (poorly distributed rain) (33)	0.116	67	0	33	0.0837 ^{NS}
Fertility					
Planting basins (0 kg N ha^{-1}) (11)	0.048	64	0	36	0.3511 ^{NS}
Planting basins (10–30 kg N ha^{-1}) (48)	0.265	54	2	44	0.0012*
Ripper (10–30 kg N ha^{-1}) (39)	0.122	67	0	33	0.1607 ^{NS}
CA (planting basins + no manure) (12)	0.043	73	0	27	0.4458 ^{NS}
Planting basins + manure (49)	0.159	53	0	47	0.0276*
Ripper + manure (42)	0.115	67	0	33	0.1437 ^{NS}
Mulch					
Planting basins + no mulch (12)	0.156	58	0	42	0.1232 ^{NS}
Planting basins + mulch (24)	0.087	50	0	50	0.4516 ^{NS}
Ripper + no mulch (11)	0.191	64	0	36	0.0581 ^{NS}
Ripper + mulch (24)	0.022	67	0	33	0.8516 ^{NS}
Mean	0.152	61.4	0.37	38	

NS: non-significant; *significant at 5%; **significant at 1% and ***significant at <1%.

grouping was on-farm and on-station. Not all agronomic data were available for each experiment used and, as a result, subsets varied in size, and minimum subset size used was nine. There were insufficient data available for us to form subsets according to duration/number of years under minimum tillage and, as a result, the effect of tillage duration on maize grain yield was not assessed. All data were analysed using STATA DIRECT version 2.7.8.

RESULTS

Effect of planting method

The distribution of WMD is shown in Table 2; the average WMD was 0.152 and the lowest was 0.022 t ha^{-1} and was observed on Ripper + mulch. The highest WMD

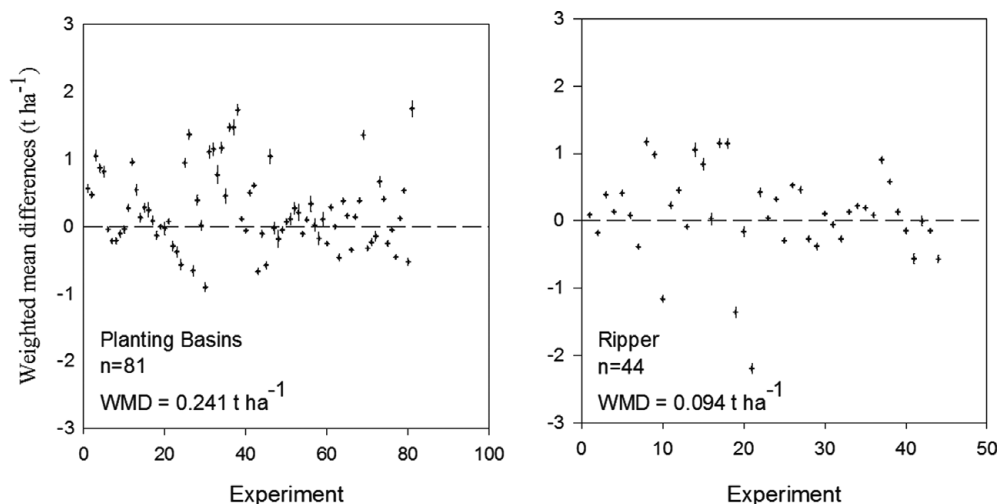


Figure 2. Weighted mean differences in maize grain yield between CA and CONV for experiments detailed in Table 1, planting basins left and ripper right.

was observed for Basins when the seasons had a well-distributed rainfall pattern (0.463 t ha^{-1}). Generally, Basins performed better than the Ripper, a WMD of 0.241 t ha^{-1} , which was significant compared with 0.094 t ha^{-1} , which was not significant (Table 2 and Figure 2). The effect of Basins was significantly different ($p < 0.001$) from CONV in 64% of the paired comparisons. In contrast, the effect of the Ripper was significantly different from CONV in only 8% of the paired comparisons.

When separated into trial location, Basins on-farm had a highly significantly different ($p < 0.001$) WMD (0.342 t ha^{-1}), with 71% of the experiments having a positive response. WMD for Ripper on-farm was not calculated because of the limited data ($n < 5$). For experiments that were located on-station, Basins had a significant ($p = 0.0214$) WMD (0.168 t ha^{-1}), with 51% of experiments having a positive effect.

Effect of soil type

When comparisons were made on clay soil, the WMD for Basins was 0.194 t ha^{-1} and that for Ripper was 0.051 t ha^{-1} , a difference of 0.143 t ha^{-1} between the two CA practices (Figure 3a). This effect was only significant for the planting basins. For sandy soils, CA practices performed better relative to the clay soils. The WMD for Basins was 0.365 t ha^{-1} , which was 188% higher than on clay. The Ripper behaved in a similar manner with a WMD of 0.184 t ha^{-1} , which was 360% higher than for clay soils (Figure 3b). For both the Basins and Ripper, the effect was significantly different from CONV ($p < 0.01$).

Effect of rainfall amount and distribution

The WMD (0.151 t ha^{-1}) of Basins was significant ($p < 0.05$) under a lower rainfall range (320–500 mm) whereas that of the Ripper (0.110 t ha^{-1}) under the same rainfall

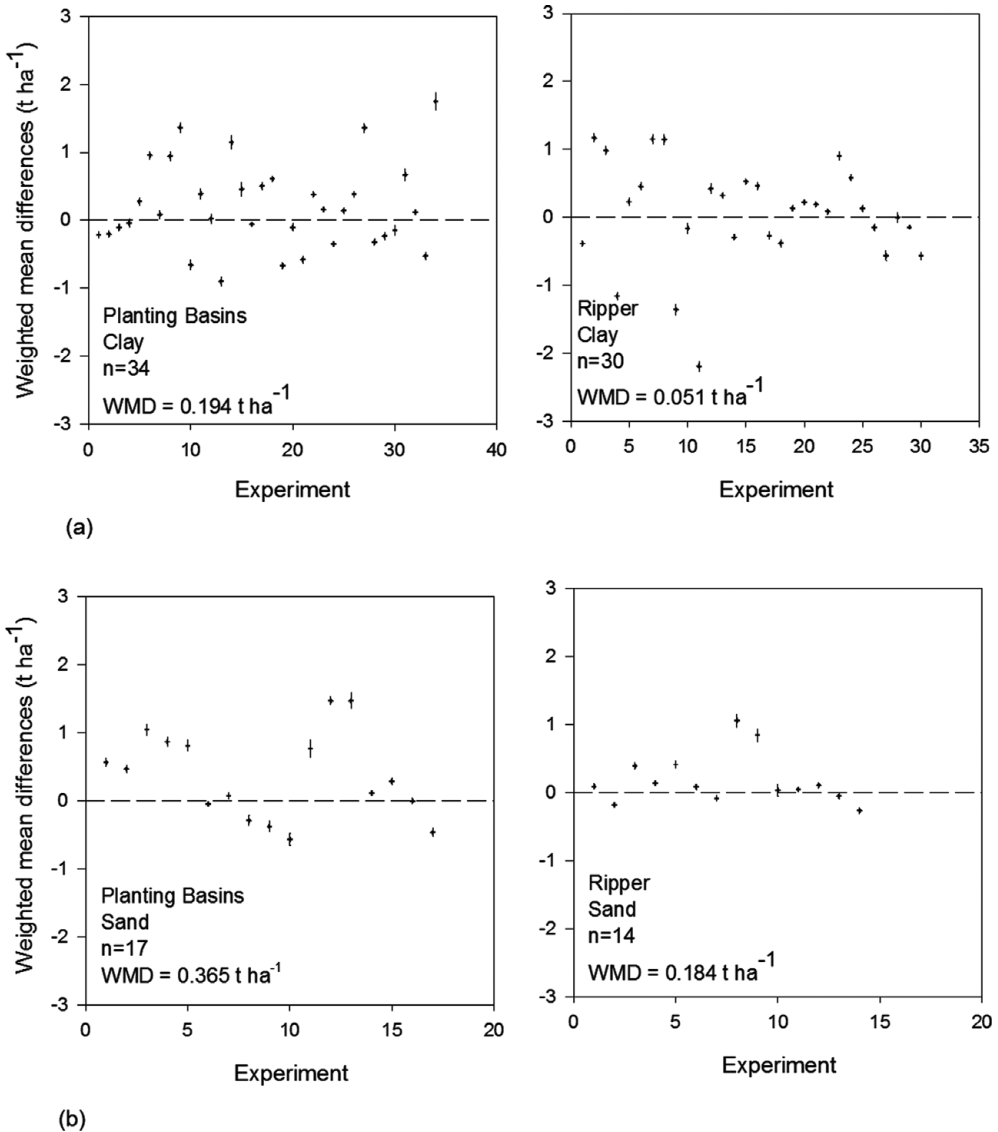


Figure 3. Weighted mean differences in maize grain yield between CA and CONV on different soil types, planting basins left and ripper right: clay (a) and sand (b).

range was non-significant, compared with CONV (Figure 4a). For a higher rainfall range (500–830 mm), the WMD for both CA treatments, 0.095 t ha⁻¹ for Basins and 0.105 t ha⁻¹ for Ripper, was non-significant ($p > 0.05$) (Figure 4b).

When the rainfall pattern was well distributed, Basins had a higher WMD, 0.463 t ha⁻¹, than when it was poorly distributed, 0.141 t ha⁻¹ (Figures 5a and b, Basins). As shown in Figure 5(a) with Basins, for well-distributed rainfall patterns, 32% of the experiments had a negative effect (range -0.29 to -0.899 t ha⁻¹) and 68% had a

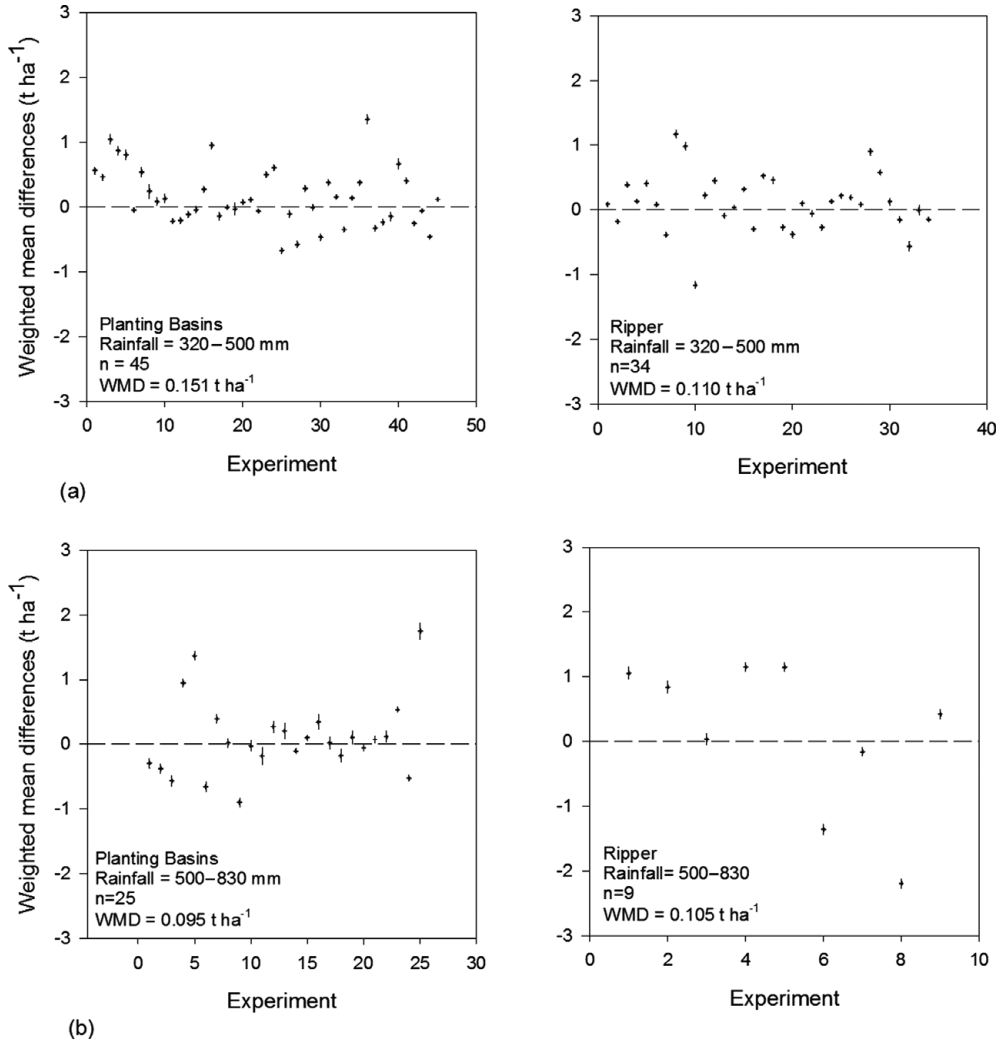


Figure 4. Weighted mean differences in maize grain yield between CA and CONV under different rainfall conditions, planting basins left and ripper right: (a) 320–500 mm and (b) 500–830 mm.

positive effect (range 0.02–1.731 t ha⁻¹). For a poorly distributed rainfall pattern, 43% of the experiments had a negative effect (range -0.002 to -0.668 t ha⁻¹), there was no response in 2%, and 55% had a positive effect (range 0.203–1.359 t ha⁻¹) (see Figure 5b, Basins). The effects of Basins under the different rainfall distribution patterns were significant ($p < 0.05$) for good rains and very significant ($p < 0.01$) for poor rainfall distribution patterns. For Ripper, the opposite effect was observed (Figures 5a and b, Ripper): the well-distributed rainfall pattern resulted in a lower WMD of 0.026 t ha⁻¹ and for the poorly distributed rainfall pattern the WMD for ripper was 0.116 t ha⁻¹. While both effects were not significant at $p < 0.05$, the effect of the rippers under a poorly distributed rainfall pattern was significant at $p < 0.1$.

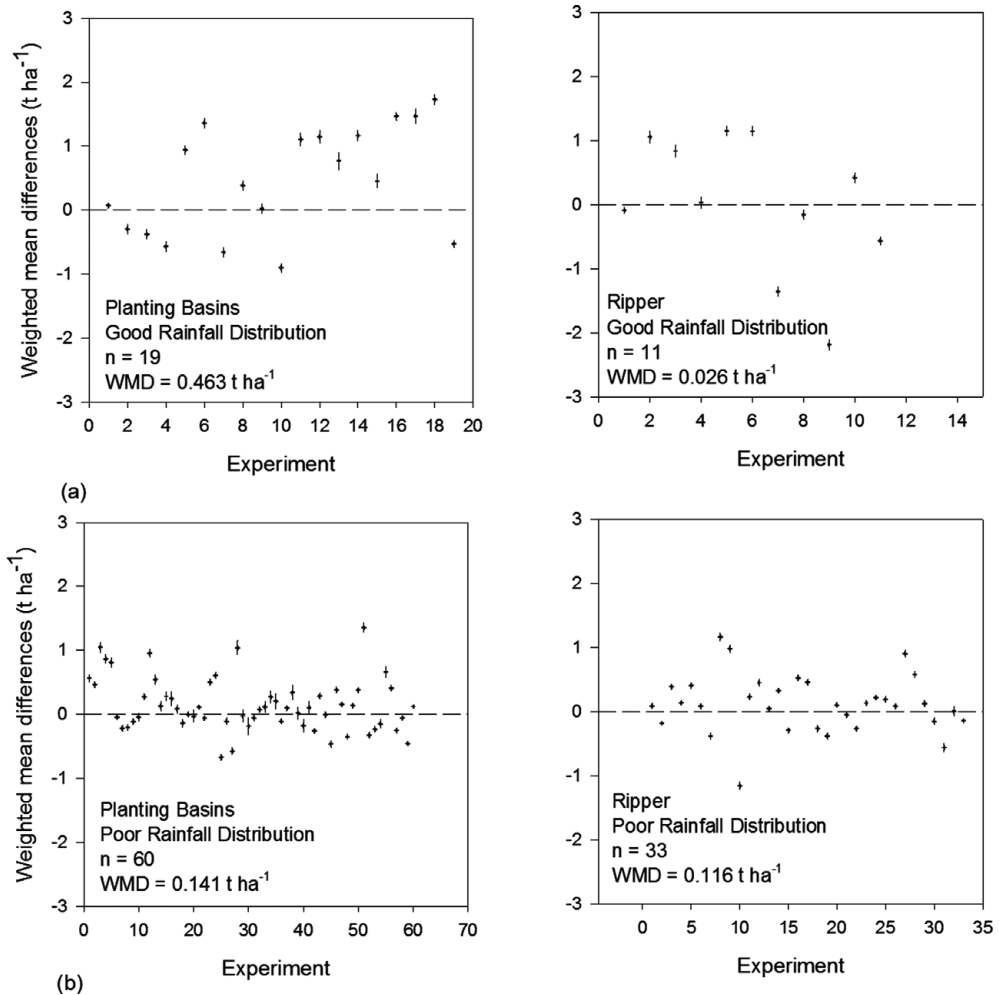


Figure 5. Weighted mean differences in maize grain yield between CA and CONV under different rainfall distribution patterns, planting basins left and ripper right: (a) well-distributed rainfall pattern (rainfall equal to or above average in the first and second halves of the season) and (b) poorly distributed rainfall pattern (rainfall below average for at least one half of the season).

Response to nitrogen, manure and mulch application

Compared with experiments conducted with an N application rate of 10–30 kg N ha⁻¹, the application of 0 kg ha⁻¹ nitrogen fertiliser resulted in a lower WMD (Figure 6). When no fertiliser was applied to Basins the effect was non-significant, and when fertiliser was applied the effect was very significant ($p < 0.01$). For Basins, the WMD with zero N was 0.048 t ha⁻¹, as shown in Figure 6(a) and Table 2. When nitrogen was applied at micro-dose rates of 10–30 kg N ha⁻¹, the WMD for Basins was 0.265 t ha⁻¹, and 44% of the experiments had a negative effect (range -0.002 to -0.899 t ha⁻¹), 2% had no response, and there was a positive response in 54% (effect size range 0.02–1.473 t ha⁻¹) (Figure 6). There were no data on experiments

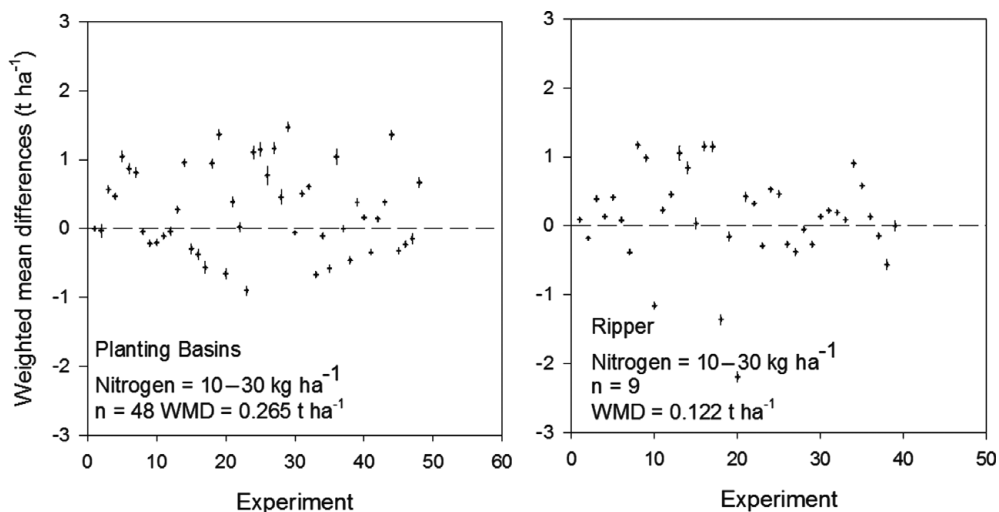


Figure 6. Weighted mean differences in maize grain yield between CA and CONV, with different levels of nitrogen application with 10–30 kg N ha⁻¹, planting basins left and ripper right.

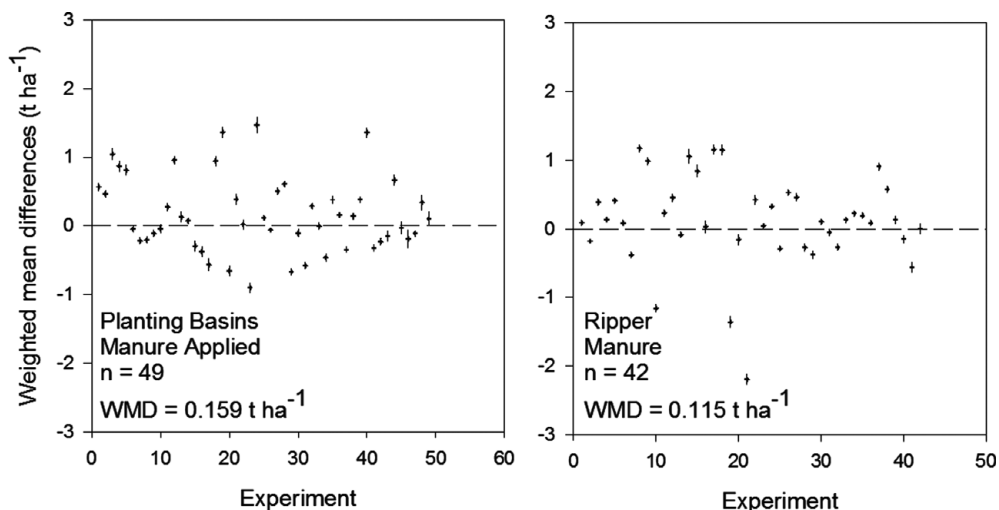


Figure 7. Weighted mean differences in maize grain yield between CA and CONV with manure applied, planting basins left and ripper right.

for ripper + zero N. At an application rate of 10–30 kg N ha⁻¹, the WMD for the Ripper was 0.122 t ha⁻¹, which was higher than that observed when all experiments under the ripper were compared with CONV (see Figure 2 and Table 2). However, the effect was not significant.

CA responded positively to the application of manure, as shown in Figure 7. When manure was not applied, the WMD of Basins was 0.043 t ha⁻¹, which was not significant. With the application of manure, the WMD of Basins was 0.159 t ha⁻¹ and was significant ($p < 0.05$). This was in contrast to a weaker response for the Ripper which was not significant and had a WMD of 0.115 t ha⁻¹ (Figure 7). With manure,

47% of Basin experiments responded negatively (range -0.002 to -0.899 t ha⁻¹) and 53% responded positively (0.02 – 1.471 t ha⁻¹).

The application of mulch to both Basins and Ripper had no significant impact on the overall crop performance (Table 2). Despite this lack of significance, it is worth noting that the application of mulch to Basins depressed the overall WMD to 0.087 t ha⁻¹, compared with 0.156 t ha⁻¹ for plots that were not mulched, a decrease of 44%, as shown in Table 2. Similar trends were observed for the Ripper with a WMD of 0.191 t ha⁻¹ for plots that were not mulched, compared with 0.022 t ha⁻¹ for mulched plots, a decrease of 88%. For Basins + zero mulch, 42% of the observed experiments had a negative effect (-0.002 to -0.46 t ha⁻¹) and 58% had a positive effect (0.077 – 0.944 t ha⁻¹). When mulch was applied to the Basins, 50% of the experiments had a negative effect (-0.04 to -0.899 t ha⁻¹) and the positive range was 0.02 – 1.359 t ha⁻¹.

DISCUSSION

Planting method

In a majority of cases, CA performed better than CONV (Table 2). However, it was noted that in the 27 scenarios analysed, the proportion of experiments in which the effect size of CA was negative ranged between 26 and 50%. In 12 of the 27 studied scenarios, CA had a negative effect in >40% of the experiments. These findings show that while our study illustrated that CA generally performs better, the chances of a negative effect are still considerable and as such CA alone does not adequately address the production challenges in the smallholder farming systems of the semi-arid tropics. This observation supports concerns raised by other authors that have undertaken reviews of CA interventions in the smallholder sector; see for example Gowing and Palmer (2008) and Giller *et al.*, (2009).

The experiments used in our study had been under CA from 1 to 6 years. This phase is normally a transition period in soil fertility dynamics under CA (Giller *et al.*, 2009). Many authors found that in many cases yields under CA begin to improve relative to CONV after more than 10 years because of improvements in some soil fertility parameters (Giller *et al.*, 2009). It is likely that in the majority of cases observed, the effect of the Ripper was non-significant because soils were still under transition from CONV to CA, and available soil fertility amendments were spread along the length of the rip line, compared with direct placement in the planting basins.

For Basins the effects may be more apparent in the initial phases of CA implementation because of early-season water harvesting, the facilitation of early planting (especially in the smallholder farming systems) and the concentration of soil fertility amendments, or some combination (Mupangwa, 2009; Nyengerai, 2010) further influenced by field and soil type (Ncube, *et al.*, 2009; Zingore *et al.*, 2007). In West Africa, where the ‘Zai pit’ is practised, quantities of the available soil fertility amendment influence the number of pits prepared (L. Harrington, personal communication), as there is no yield response to an unfertilised pit (Fatondji *et al.*, 2006). With Basins, smallholder farmers in Zimbabwe have been found to plant up to three weeks earlier than under CONV (Mashingaidze *et al.*, 2012). This is a condition

that normally favours good establishment of the main cereal crops because when using Basins, farmers do not have to wait for the first rains to soften the soil before they can plough and hence the early planting (Mazvimavi and Twomlow, 2009). Farmers who plant early tend to achieve higher yields in Zimbabwe due to more conducive growth conditions at the start of the rainy season (Twomlow *et al.*, 2006, 2009).

Concerning trial location (on-station vs on-farm), there was a higher WMD in trials that were conducted on-farm. In this case, the effect of CA could have been greater on-farm because of the low fertility conditions, which trigger a higher response to simple technologies compared with the response in fertile soils (Vanlauwe and Zingore, 2011). The greater response on-farm could have also been because planting basins facilitate earlier planting and concentrate available soil fertility amendments, which when combined normally lead to better crop yields (Mashingaidze *et al.*, 2012).

Soil type

In this study, the performance of CA was better on sandy soils than on clay soils (Figure 3). In sandy soils, Basins probably performed better largely because of the combination of better drainage than in clay soils where temporary water logging reduces crop growth (Rusinamhodzi *et al.*, 2011) and the initial low fertility of the soils. In semi-arid areas, rainfall intensities can be as high as 40 mm h⁻¹ (FAO, 1991). Such intensities can cause localised water logging and the effects are profound in heavy clays where internal drainage is relatively poor. In the semi-arid areas of Zimbabwe, the effect of water logging has been found to be pronounced under the planting basin tillage system, where water has a tendency to stagnate in the plots after heavy thunderstorms during the early part of the season (Mupangwa, 2009; Nyengerai, 2010). Pessaraki (1999) reported that two to three days of water logging in maize plants can negatively affect crop yields. Mason *et al.* (1987) reported that exposing young maize plants to 24 hours of water-logged conditions (this treatment being imposed twice) resulted in a yield reduction of 37.6% compared with a crop that was never waterlogged. The reduction in crop yields on poorly drained soils under CA was also reported by Griffith *et al.* (1988).

For the Ripper system, performance was probably higher under sandy soils because of the improved soil seed contact. The ripper tillage system has a tendency to produce small clods along the rip line on clay soil and this can negatively affect crop establishment. The effect of aggregate size on crop establishment has been studied by Braunack (1995). The author compared maize establishment under different aggregate sizes and found that where the aggregate sizes were <1, 1–2, 2–5 and 5–15 mm, maize emergence was 45, 61, 53 and 28%. This indicated the existence of an optimum aggregate size distribution for crop establishment.

Rainfall amount and distribution

There was a higher WMD under CA for the lower rainfall range and this was notably so when Basins were used. This observation was likely to be a result of better water availability under CA because of water harvesting in the Basins, particularly

at the beginning of the season (Mupangwa, 2009), a condition that enhances crop establishment. When the rainfall pattern was well distributed, the Basins had a higher WMD (the highest of all differences observed) than when it was poorly distributed, showing that basins do not necessarily address the problems associated with poorly distributed rainfall. In fact, a wetter than normal start to the season in southern Zimbabwe is accompanied by a significant increase in the density of grass weeds both on and off station (Mashingaidze *et al.*, 2012).

In the semi-arid areas of southern Africa, it is known that rainfall distribution, rather than the lack of it, is the major challenge to crop production (Mupangwa *et al.*, 2008; Rockström *et al.*, 2009). It is estimated that three out of every five years, the semi-arid areas of Zimbabwe are affected by mid-season droughts, which last for about three weeks (Motsi *et al.*, 2004) and can have serious impacts on household food security (Ncube *et al.*, 2009). Our study showed that CA alone is not an adequate technology to address the effects of poor rainfall distribution as it performs better with good rainfall distribution patterns, and there is need to use it in conjunction with other drought mitigation technologies.

Nitrogen, manure and mulch application

The analysis illustrated the importance of using some form of soil fertility amendment, particularly N fertiliser in crop production, even under semi-arid conditions. It has also illustrated the importance of manure in soil fertility management. In their meta-analysis, Rusinamhodzi *et al.* (2011) reported that the N application rates of $< 100 \text{ kg N ha}^{-1}$ have fewer advantages of CA than application rates $> 100 \text{ kg N ha}^{-1}$ under high potential conditions. Ncube *et al.* (2007) found that in the semi-arid regions of Zimbabwe, maize yields due to manure applications at 3 t ha^{-1} were 1.96 t ha^{-1} compared with 1.2 t ha^{-1} from plots without manure. Responses that were further enhanced when small quantities of N fertilizer were applied as a top dressing.

These findings underpin the fact that soil fertility is an important limiting factor in maize production in the smallholder farming systems of southern Africa (Bationo *et al.*, 2006; Twomlow *et al.*, 2010). This study illustrates that for CA to be effective, adequate plant nutrients must be applied to the soil and in relation to the yield potential of the target area, which agrees with the observation made by Fatondji *et al.* (2006) in West Africa. Our study also illustrates that, although mulch is seen as a key component of the CA package currently being promoted, in the low input system of southern Zimbabwe, its application depresses yield and this is likely to be a result of the high C-to-N ratio of maize stover (Cheshire *et al.*, 1999). Although the residue is spread on the soil surface, micro-faunal activity incorporates it into the soil and immobilises the available N. Consequently, it might be hypothesised that a higher N input under CA may be required, compared with CONV, because of N immobilisation effects of the cereal stover. Unfortunately, there is no published evidence from Africa to prove or disprove this hypothesis at present.

Smallholder farmers typically apply low levels of mineral fertiliser and very little if any manure (Ncube *et al.*, 2007), often concentrated on the field closest to the homestead (Ncube *et al.*, 2009; Zingore *et al.*, 2007). The average rate of nutrient application in African smallholder agriculture has been estimated to range between 7 and 10 kg ha⁻¹ of N, P and K (Bationo *et al.*, 2006; Kumwenda *et al.*, 1996). These application levels are approximately one-third of the amount that is taken up by one tonne of maize (Hussaini *et al.*, 2008). Therefore, there is need to facilitate the improved use of soil fertility amendments, especially for N input, in these farming systems to boost yield beyond the one tonne per hectare limit.

CONCLUSIONS AND RECOMMENDATIONS

The hypothesis that CA improves maize grain yield compared with CONV was accepted for planting basins CA, and therefore planting basin CA is a preferable practice given its environmental benefits. However, the hypothesis that CA stabilises maize grain yield under conditions of poor rainfall distribution/mid-season droughts was rejected; therefore, it should be implemented in combination with other drought mitigation technologies such as crop diversification and the use of drought-tolerant varieties. The hypothesis that yield performance under CA is affected by various agronomic conditions was accepted. The performance of CA under semi-arid conditions is enhanced by the addition of small amounts of mineral N fertiliser and cattle manure but is depressed by surface mulching with high C-to-N crop residues. CA Basins should be recommended for soils, such as sandy soils, that have good drainage.

REFERENCES

- APCAEM (United Nations and Pacific Centre for Agricultural Engineering and Machinery). (2007). Towards sustainable agriculture: challenges and opportunities. *APCAEM Policy Brief*, Issue 2, 1–6. Beijing.
- Apina, T., Wamai, P. and Mwangi, P. K. (2007). Lakapia district. In *Conservation Agriculture as Practised in Kenya: Two Case Studies*, 1–56 (Eds P. Kaumbutho and J. Kienzle). African Conservation Tillage Network Nariobi, Centre de Coopération Internationale de Recherche Agronomique pour le Développement Paris, Food and Agriculture Organization of the United Nations Rome. Available at http://www.fao.org/ag/ca/doc/Kenya_casestudy.pdf
- Bationo, A., Hartenmink, A., Lungu, O., Naimi, M., Okoth, P., Smaling, E. and Thiombiano, L. (2006). African soils: their productivity and profitability of fertiliser use. *Background paper prepared for the African Fertiliser Summit*, 9–13 June, Abuja, Nigeria.
- Borenstein, M., Hedges, L. V., Higgins, J. P. T. and Rothstein, H. R. (2009). *Introduction to Meta-Analysis*. London: Wiley.
- Braunack, M. V. (1995). Effect of aggregate size and soil water content on emergence of soybean (*Glycine max*, L. Merr.) and maize (*Zea mays*, L.). *Soil and Tillage Research* 33(3):149–161.
- Cheshire, M. V., Bedrock, C. N., Williams, B. L., Chapman, S. J., Soltseva, I. and Thomsen, I. (1999). The immobilization of nitrogen by straw decomposition. *European Journal of Soil Science* 50(2):329–341.
- Chivenge, P. P., Murwira, H. K., Giller, K. E., Mapfumo, P. and Six, J. (2007). Long-term impact of reduced tillage and residue management on soil carbon stabilization: implications for conservation agriculture on contrasting soils. *Soil and Tillage Research* 94(2):328–337.
- FAO (1991). Water harvesting: Natural Resources Management and Environment, U3160. Food and Agriculture Organisation, Rome, Italy.
- Fatondji, D., Martius, C., Biolders, C. L., Vlek, P. L. G., Bationo, A. and Gerard, B. (2006). Effect of planting technique and amendment type on pearl millet yield, nutrient uptake, and water use on degraded land in Niger. *Nutrient Cycling in Agroecosystems* 76(2–3):203–217.

- Gicheru, P., Gachene, C., Mbuvi, J. and Mare, E. (2004). Effects of soil management practices and tillage systems on surface soil water conservation and crust formation on a sandy loam in semi-arid Kenya. *Soil and Tillage Research* 75(2):173–184.
- Giller, K. E., Witter, E., Corbeels, M. and Tittonell, P. (2009). Conservation agriculture and smallholder farming in Africa: the heretics view. *Field Crops Research* 114(1):23–24.
- Gowing, J. W. and Palmer, M. (2008). Sustainable agricultural development in sub-Saharan Africa: the case for a paradigm shift in land husbandry. *Soil Use Management* 24(1):92–99.
- Griffith, D. R., Kladvik, E. J., Mannering, J. V., West, T. D. and Parsons, S. D. (1988). Long-term tillage and rotation effects on corn growth and yield on high and low organic matter, poorly drained soils. *Agronomy Journal* 80:599–605.
- Guzha, A. C. (2004). Effects of tillage on soil microrelief, surface depression storage and soil water storage. *Soil and Tillage Research* 76(2):105–114.
- Henaio, J. and Baanante, C. A. (1999). Nutrient depletion in the agricultural soils of Africa. 2020 Vision Brief 62, International Food Policy Research Institute (IFPRI), Washington DC.
- Hobbs, P. R., Sayre, K. and Gupta, R. (2008). The role of conservation agriculture in sustainable agriculture. *Philosophical Transactions of the Royal Society B* 363(1491):543–555.
- Holland, J. M. (2004). The environmental consequences of adopting conservation tillage in Europe: reviewing the evidence. *Agriculture Ecosystems and Environment* 103(1):1–25.
- Hussaini, M. A., Ogunlela, V. B., Ramalan, A. A. and Falaki, A. M. (2008). Mineral composition of dry season maize (*Zea mays* L.) in response to varying levels of nitrogen, phosphorus and irrigation at Kadawa, Nigeria. *World Journal of Agricultural Sciences* 4:775–780.
- IFAD (International Fund for Agricultural Development). (2011). IFAD's Environment and Natural Resource Management Policy: resilient livelihoods through the sustainable use of natural assets. Available at <http://www.ifad.org/gbdocs/eb/102/e/EB-2011-102-R-9.pdf>
- Jin, H., Hongwen, L., Rasaily, R. G., Wang, Q., Guohua, G., Yanbo, S., Xiaodong, Q. and Lijin, L. (2011). Soil Properties and crop yields after 11 years of no tillage farming in wheat–maize cropping system in North China Plain. *Soil and Tillage Research* 113(1):48–54.
- Kassam, A., Friedrich, T., Shaxson, F. and Pretty, J. E. (2009). The spread of conservation agriculture: justification, sustainability and uptake. *International Journal of Agricultural Sustainability* 7(4):292–320.
- Kumwenda, J. D. T., Waddington, S. R., Snapp, S. S., Jones, R. B. and Blackie, M. J. (1996). Soil fertility management research for maize cropping systems of smallholders in Southern Africa: a review. CIMMYT Natural Resource Group Paper 96-02, Mexico.
- Langyintuo, A. S. (2005). Maize production systems in Zimbabwe: setting indicators for impact assessment. CIMMYT Report, Mount Pleasant Harare, Zimbabwe, International Maize and Wheat Improvement Centre, 56 pp.
- Mashingaidze, N., Madakadze, C. and Twomlow, S. (2012). Response of weed flora to conservation agriculture systems and weeding intensity in semi-arid Zimbabwe. *African Journal of Agricultural Research* 7(36):5069–5082.
- Mashingaidze, N., Madakadze, C., Twomlow, S., Nyamangara, J. and Hove, L. (2012). Crop yield and weed growth under conservation agriculture in semi-arid Zimbabwe. *Soil and Tillage Research* 124:102–110.
- Mason, K., Pritchard, K. and Small, K. (1987). Effects of early season water-logging on maize growth and yield. *Australian Journal of Agricultural Research* 38(1):27–35.
- Materechera, S. A. and Mloza-Banda, H. R. (1997). Soil penetration, root growth and yield of maize as influenced by tillage system on ridges in Malawi. *Soil and Tillage Research* 41(1–2):13–24.
- Mazvimavi, K. and Twomlow, S. (2009). Socio-economic and institutional factors affecting adoption of conservation farming by vulnerable households in Zimbabwe. *Agricultural Systems* 101(1–2):20–29.
- Mazvimavi, K., Twomlow, S., Belder, P. and Hove, L. (2008). An assessment of the sustainable uptake of conservation farming in Zimbabwe. Global Theme on Agroecosystems, Report 39. Bulawayo, Zimbabwe. International Crops Research Institute for the Semi-Arid Tropics, 60 pp.
- Motsi, E. K., Chuma, E. and Mukamuri, B. B. (2004). Rainwater harvesting for sustainable agriculture in communal lands of Zimbabwe. *Physics and Chemistry of the Earth* 29(15–18):1069–1073.
- Moyo, M. (2001). Representative soil profiles of ICRISAT research sites. Chemistry and Soil Research Institute, Soils Report No. A666. ARES, Harare, Zimbabwe, 97 pp.
- Mupangwa, W. (2009). *Water and Nitrogen Management for Risk Mitigation in Smallholder Cropping Systems*. PhD thesis, University of the Free State, South Africa.
- Mupangwa, W., Twomlow, S. and Walker, S. (2008). The influence of conservation tillage methods on soil water regimes in semi-arid southern Zimbabwe. *Physics and Chemistry of the Earth* 33(8–13):762–767.

- Mupangwa, W., Walker, S. and Twomlow, S. (2011). Start, end and dry spells of the growing season in semi-arid southern Zimbabwe. *Journal of Arid Environments* 75(11):1097–1104.
- Ncube, B., Dimes, J., Twomlow, S., Mupangwa, W. and Giller, K. (2007). Raising the productivity of smallholder farms under semi-arid conditions by use of small doses of manure and Nitrogen: a case of participatory research. *Nutrient Cycling in Agro-ecosystems* 77(1):53–67.
- Ncube, B., Twomlow, S. J., Dimes, J. P., van Wijk, M. T. and Giller, K. E. (2009). Resource flows, crops and soil fertility management in smallholder farming systems in semi-arid Zimbabwe. *Soil Use and Management* 25:78–90.
- Ngwira, A. R., Thierfelder, C. and Lambert, D. M. (2012). Conservation agriculture systems for Malawian smallholder farmers: long term effects on crop productivity, profitability and soil quality. *Renewable Agriculture and Food Systems*. doi:10.1017/S1742170512000257.
- Nyengerai, K. A. (2010). *Conservation Tillage under Small-Holder Farming Conditions of Semi-Arid Zimbabwe: An Assessment of Crop Establishment, Dry Spell Mitigation, Maize Yield and Crops Response to Nitrogen*. MSc thesis, Faculty of Agriculture and Natural Resource, Africa University, Mutare.
- Pessaraki, M. (1999). *Handbook of Plant and Crop Stress*. New York: Marcel Dekker Press.
- Rockström, J., Kaumbutho, P., Mwalley, J., Nzabi, A. W., Temesgen, M., Mawenya, L., Barron, J., Mutua, J. and Damgaard-Larsen, S. (2009). Conservation farming strategies in east and southern Africa: yields and rain water productivity from on-farm action research. *Soil and Tillage Research* 103(1):23–32.
- Rosenberg, M. S., Adams, D. C. and Gurevitch, J. (2000). *Meta Win, Statistical Software for Meta Analysis Version 2*. Massachusetts: Sinauer Associates.
- Rusinamhodzi, L., Corbeels, M., van Wijk, M. T., Rufino, M. C., Nyamangara, J. and Giller, K. E. (2011). Long-term effects of conservation agriculture practices on maize yields under rain-fed conditions: lessons for southern Africa. *Agronomy for Sustainable Development* 31(4):657–673.
- Stone, L. R. and Schlegel, A. J. (2006). Yield–water supply relationships of grain sorghum and winter wheat. *Agronomy Journal* 98(5):1359–1366.
- Thierfelder, C., Mombeyara, T., Mango, N. and Rusinamhodzi, L. (2013). Integration of conservation agriculture in smallholder farming systems of southern Africa: identification of key entry points. *International Journal of Agricultural Sustainability*. doi:10.1080/14735903.2013.764222.
- Thierfelder, C. and Wall, P. C. (2012). Effects of conservation agriculture on soil quality and productivity in contrasting agro-ecological environments of Zimbabwe. *Soil Use and Management* 28(2):209–220.
- Twomlow, S., Hove, L., Mupangwa, W., Masikati, P. and Mashingaidze, N. (2009). Precision conservation agriculture for vulnerable farmers in low-potential zones. In *Increasing the Productivity and Sustainability of Rainfed Cropping Systems of Poor Smallholder Farmers*, 37–54 (E. Humphreys and R.S. Bayot). Colombo: The CGIAR Challenge Program on Water and Food.
- Twomlow, S., Rohrbach, D., Dimes, J., Mupangwa, W., Ncube, B., Hove, L., Moyo, M., Mashingaidze, N. and Maphosa, P. (2010). Micro-dosing as a pathway to Africa's Green Revolution: evidence from broad-scale on-farm trials. *Nutrient Cycling in Agro-ecosystems* 88(1):3–15.
- Twomlow, S. J., Steyn, J. T. and Du Preez, C. C. (2006). Dryland farming in southern Africa. Adapted from Twomlow, S. J., Riches, C., O'Neil, D., Brookes, P. and Ellis Jones, J. (1999). Sustainable dryland smallholder farming in sub-Saharan Africa. *Annals of Arid Zone* 38(2):93–135.
- Twomlow, S., Urolov, J. C., Jenrich, M. and Oldrieve, B. (2008). Lessons from the field – Zimbabwe's conservation agriculture task force. *Journal of Semi-Arid Tropics Agricultural Research* 6(1):1–11.
- Vanlauwe, B. and Zingore, S. (2011). Integrated soil fertility management: an operational definition and consequences for implementation and dissemination. *Better Crops* 95(3):4–7.
- Vogeler, I., Rogasik, J., Funder, U., Panten, K. and Schnug, E. (2008). Effect of tillage systems and P-fertilisation on soil physical and chemical properties, crop yield and nutrient uptake. *Soil and Tillage Research* 103(1):137–143.
- Wall, P. C. (2007). Tailoring conservation agriculture to the needs of small farmers in developing countries: an analysis of issues. *Journal of Crop Improvement* 19(1–2):137–155.
- Zingore, S., Murwira, H. K., Delve, R. J. and Giller, K. E. (2007). Influence of nutrient management strategies on variability of soil fertility, crop yields and nutrient balances on smallholder farms in Zimbabwe. *Agriculture Ecosystems and Environment* 119:112–126.