

# Farmers' perception on plant protection in India and Nepal: a case study

G.V. Ranga Rao<sup>1\*</sup>, V. Rameshwar Rao<sup>1</sup>, V.P. Prasanth<sup>1</sup>,  
N.P. Khanna<sup>2</sup>, N.K. Yadav<sup>3</sup> and C.L.L. Gowda<sup>1</sup>

<sup>1</sup>International Crops Research Institute for the Semi-Arid Tropics (ICRISAT), Patancheru 502 324, Andhra Pradesh, India: <sup>2</sup>Forum for Rural Welfare and Agricultural Reforms for Development (FORWARD), Narayangarh, Chitwan, Nepal: <sup>3</sup>National Grain Legumes Research Program (NGLRP), Rampur, Chitwan, Nepal

(Accepted 24 July 2009)

**Abstract.** Participatory rural appraisal was undertaken in 70 villages in India and Nepal, covering 1185 farmers to generate baseline information on the current plant protection practices. The study revealed that 93% of the farmers in India and 90% in Nepal had adopted chemical control for the management of various insect pests in different crops; however, less than 20% of the farmers expressed confidence on their efficacy. In India, 52% of farmers get their plant protection advice from pesticide dealers, while in Nepal, the majority of the farmers (69%) make their plant protection decisions through agricultural officers. A majority of the farmers (73% in India and 86% in Nepal) initiate the plant protection based on the first appearance of the pest, irrespective of their population, crop stage and their damage relationships. About 50% of the farmers in India and 20% in Nepal were not using any protective clothing while spraying. Health problems associated with the application of plant protection chemicals were reported by farmers. The cost of plant protection on various crops ranged from 7 to 40% of the total crop production cost. Though integrated pest management (IPM) has been advocated for the past two decades, only 32% in India and 20% in Nepal were aware of IPM practices. IPM implementation in selected villages brought a 20–65% reduction in pesticide use in different crops. The vegetable samples analysed for pesticide residues revealed the presence of residues.

**Key words:** plant protection, PRA, pesticides, protective clothing, residues, IPM, biopesticides

## Introduction

Asian agriculture is heterogeneous with a multitude of crops and growing conditions. Agricultural research has made considerable progress in addressing the issue of food security, but agriculture-related health aspects have largely been ignored. For example, in studies from Anupgarh, Rajasthan, India, where intensive agriculture was taken up, farmers adopted huge amounts of pesticides to

boost their crop productivity. Exposure of humans to these hazardous chemicals directly in the fields and indirectly through contaminated diet resulted in the occurrence of organochlorine residues in blood (3.3–6.3 mg/l) and milk (3.2–4.6 mg/l) samples from lactating women (Kumar *et al.*, 2005). High levels of pesticide residues (15–605 times) were observed in blood samples of cotton farmers from four villages in Punjab (Anon, 2005). In the past few decades with the benefits of pesticides being clearly recognized, usage has steadily increased from 2.2 g/ha active ingredient

---

\*E-mail: g.rangarao@cgiar.org

in 1950 (Vasantharaj, 1995) to the level of 381 g/ha by 2007 (which is about 170-fold; Anon, 2009). However, considering the intensity of pesticide use in crops such as cotton and vegetables in India, the insecticidal pressure on unit area is several folds higher than the global average pesticide use. The excessive dependence on chemical pesticides led to the development of resistance in insect pests to insecticides (Kranthi *et al.*, 2002), occurrence of residues in food chain and resurgence of minor pests (Sethi *et al.*, 2002). This indiscriminate use has increased mortality and morbidity of humans in developing countries (Wilson and Tisdell, 2001). The injudicious use of pesticides caused greater threat to agricultural productivity and the environment. The WHO and the UN Environment Programme estimated that each year three million farm workers in the developing world experienced severe pesticide poisoning, of which about 18,000 were fatal (Miller, 2004).

According to Pesticide Action Network Asia Pacific 1999, about 51% of food material is contaminated with residues in the developing world compared with 21% worldwide, of which 20% were above maximum residue limits (MRL) prescribed by FAO standards (Anon, 1999). In other words, 20% of this food is unfit for human consumption, and is still being consumed in the developing countries. However, several cases of pesticide contamination in food, feed, fodder and water are not reported since people are not aware of the consequences of these pollutants. In general, about 50% of the chemical pesticides that are applied to the crops directly go into the soil and other non-targets. The chemical residues from the soil find their way to the aquatic systems or get accumulated in the plant products (grain, root, stem, etc.). Farmers' field schools organized in India on the cotton situation brought out the importance of integrated pest management (IPM) in reducing pesticide-induced risks at farm level without sacrificing the yields (Mancini, 2006). The constraints in the adoption of protective clothing in the tropics were discussed by Kishi (2005). To generate information on various plant protection practices, status of IPM and occurrence of pesticide residues, the present study was undertaken in collaboration with national agricultural research systems (NARS) and non-governmental organizations (NGOs) in India and Nepal.

### Methodology

Participatory rural appraisal (PRA) was undertaken in 50 villages in India and 20 in Nepal to generate information on existing plant protection practices and elicit farmers' views related to IPM approaches during 2005–2007. In India, these studies were

conducted in collaboration with the State Department of Agriculture (Andhra Pradesh), Centre for World Solidarity (Hyderabad, Andhra Pradesh), Banaras Hindu University (Varanasi, Uttar Pradesh), Indian Institute of Pulses Research (Kanpur, Uttar Pradesh), Community Action for Rural Development (Maharashtra) and other NGO partners. In Nepal, these activities were organized in collaboration with Nepal Agricultural Research Council, National Grain Legumes Research Program and an NGO – Forum for Rural Welfare and Agricultural Reforms for Development.

From each village, 25–30 farmers (10–15% of the community) at random were interviewed to complete a questionnaire covering different plant protection aspects. Importance was given to cover different sectors of the community including gender, size of landholdings, farming experience, age groups and educational levels. Interviews were mainly concentrated to generate information on the ongoing plant protection practices, farmers' perception and their knowledge on various issues related to routine plant protection activities (knowledge means the status of farmers' awareness and know-how about the subject). To differentiate various variables, the data were subjected to two-sample binomial test for proportions using the method of normal approximation described in GENSTAT v 6.0 programs, and the results are discussed below.

### Results and Discussion

The interactive samples represented 93% males in India and 82% in Nepal. The majority of the farmers (56% in India and 95% in Nepal) possess <2 ha of rainfed land, and 25% in India and 5% in Nepal had 5–10 ha of holdings. The proportion of rainfed land holdings in Nepal was relatively smaller than in India. Among various groups of farmers, 28% in India and 22% in Nepal were illiterates, only 25% in India and 5% in Nepal had completed high school education and very few graduates were involved in farming. These data also covered farmers from 1 to >50 years of experience, of which about 40% had 11–25 years of farming experience. The details of PRA studies indicating various interactions are given in Table 1.

#### *Sources of plant protection advice*

The present study brought out that most of the farmers (52%) in India get their plant protection advice from pesticide dealers, 22% from extension officials, 15% from neighbours and 11% make their own judgement in initiating plant protection. Among Nepal farmers, the majority of them (69%) make their plant protection decisions through advice from agricultural officers, 10% from senior

**Table 1.** Comparison of different plant protection events in India and Nepal using two-sample binomial test

Event comparison	India			Nepal		
	No. of cases	Normal approximation	Probability	No. of cases	Normal approximation	Probability
		Spraying operation				
Farmer	722			346		
Labour	361	- 15.2	<0.001	15	- 24.6	<0.001
		Chemical application decision				
At appearance of pest	834			—		
By following neighbours	68	32.8	<0.001	—		
At appearance of pest	834			—		
Calendar basis	152	28.9	<0.001	—		
At appearance of pest	834			308		
By counting pest numbers	82	32.2	<0.001	57	18.6	<0.001
By following neighbours	68			—		
Calendar basis	152	- 5.9	<0.001	—		
At appearance of pest	834			—		
By counting pest numbers	82	32.2	<0.001	—		
		Empty containers of pesticides				
Discard	476			332		
Household use	109	17.9	<0.001	4	24.5	<0.001
Discard	476			332		
Sale	464	0.5	0.59	4	24.5	<0.001
Household use	109			4		
Sale	464	- 17.4	<0.001	4	0.0	1.0
		Knowledge of natural enemies				
No awareness	785			252		
Some awareness	253	23.3	<0.001	135	8.4	<0.001
		Pest control advice				
Pesticide dealer	581			12		
Agricultural officer	247	- 14.6	<0.001	264	19.0	<0.001
Agricultural officer	247			264		
Senior farmers	163	4.6	<0.001	38	16.8	<0.001
Agricultural officer	247			264		
Self	124	6.9	<0.001	66	14.4	<0.001
Pesticide dealer	581			12		
Senior farmers	163	18.8	<0.001	38	- 3.8	<0.001
Pesticide dealer	581			12		
Self	124	20.8	<0.001	66	- 6.5	<0.001
Senior farmers	163			38		
Self	124	2.5	0.01	66	- 2.9	0.03
		Pest control method				
Biological control	13			—		
Chemical control	1034	- 43.5	<0.001	—		
Biological	13			—		
Cultural	1	3.2	0.001	—		
Biological	13			—		
No control	37	- 3.4	<0.001	—		
Chemical	1034			347		
Cultural	1	44.0	<0.001	2	25.0	<0.001
Chemical	1034			—		
No control	37	42.4	<0.001	—		
Cultural	1			—		
No control	37	- 5.9	<0.001	—		
		Pesticide storage area				
Corner of the room	257			51		
Cattle shed	5	- 16.6	<0.001	8	- 5.8	<0.001
Cattle shed	5			8		
Cupboard	110	- 10.1	<0.001	198	- 15.7	<0.001

*(continued on next page)*

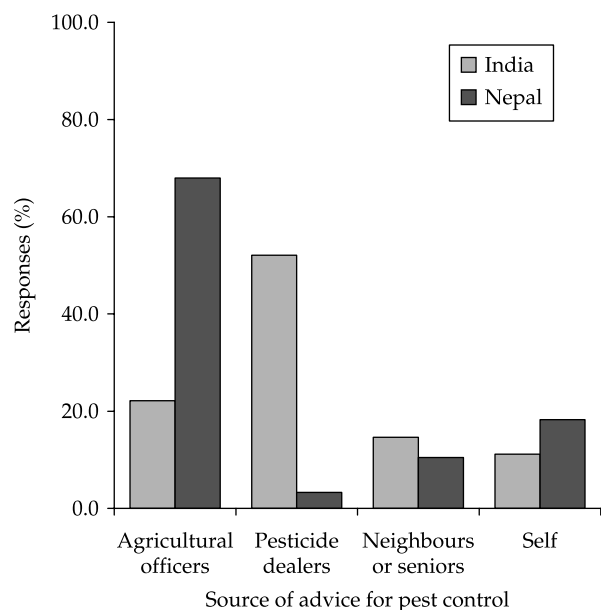
Table 1. Continued

Event comparison	India			Nepal			
	No. of cases	Normal approximation	Probability	No. of cases	Normal approximation	Probability	
Cattle shed	5			8			
Near bore well	70	-7.6	<0.001	31	-3.8	<0.001	
Cattle shed	5			8			
Separate room	549	-26.8	<0.001	22	-2.6	0.009	
Corner of the room	257			51			
Cupboard	110	8.4	<0.001	198	-11.5	<0.001	
Corner of the room	257			51			
Near bore well	70	11.2	<0.001	31	2.3	0.019	
Corner of the room	257			51			
Separate room	549	-12.9	<0.001	22	3.6	<0.001	
Cupboard	110			198			
Near bore well	70	3.1	0.002	31	13.4	<0.001	
Cupboard	110			198			
Separate room	549	-20.5	<0.001	22	14.2	<0.001	
Near bore well	70			31			
Separate room	549	-22.8	<0.001	22	1.3	0.199	
		Spraying equipment used					
Manual knapsack	679			354			
Motorized blower	405	11.5	<0.001	1	26.5	<0.001	
		Farmers' confidence on pesticides					
Moderate	604			234			
Minimum	346	11.0	<0.001	61	13.1	<0.001	
Moderate	604			234			
Maximum	177	18.9	<0.001	67	12.6	<0.001	
Minimum	346			61			
Maximum	177	8.4	<0.001	67	-0.6	0.559	
		Health problems					
Yes	727			233			
No	390	14.3	<0.001	127	7.9	<0.001	
		Comparison of health problems					
Headache	454			161			
Eye irritation	394	2.4	0.015	44	9.6	<0.001	
Headache	454			161			
Skin burning	350	4.3	<0.001	122	2.9	0.003	
Headache	454			161			
Nausea	151	13.8	<0.001	28	11.3	<0.001	
Headache	454			161			
Dizziness	130	14.9	<0.001	1	14.3	<0.001	
Eye irritation	394			44			
Skin burning	350	1.9	0.062	122	-6.9	<0.001	
Eye irritation	394			44			
Nausea	151	11.5	<0.001	28	1.9	0.047	
Eye irritation	394			44			
Dizziness	130	12.7	<0.001	1	6.6	<0.001	
Skin burning	350			122			
Nausea	151	9.7	<0.001	28	8.6	<0.001	
Skin burning	350			122			
Dizziness	130	10.9	<0.001	1	11.9	<0.001	
Nausea	151			28			
Dizziness	130	1.3	0.188	1	5.1	<0.001	
		Farmers' knowledge about IPM					
Yes	286			73			
No	888	-24.8	<0.001	331	-18.2	<0.001	

farmers and 17% based on their own experience. Farmers receiving advice from the pesticide dealers were negligible (3%) in Nepal. Thus the decision making in pesticide use was significantly influenced by dealers in India and agricultural extension in Nepal (Fig. 1). This indicated the farmers' dependence on dealers in India, which was primarily due to the credit facility provided by the dealers for major inputs such as pesticides and fertilizers (Anon, 2008). The low dependence of farmers on dealers in Nepal might be due to the weak network of dealers in that country. According to Van Mele *et al.* (2001), most of the rice farmers in Vietnam apply chemicals on a calendar basis based on the advice of the pesticide dealers, which increased the number of sprays to 26–37, compared with 3–4 sprays when they follow the advice of extension services. Historically, dealers had provided free advice on pest management and credit to farmers, obviously to encourage sales to promote their trade. In this vicious circle, when crops fail due to pest epidemics, farmers have to either sell their farms to pay off debts or end in some other major consequences such as suicides (Anon, 2008).

#### *Initiation of plant protection*

Most of the farmers in India (73%) and Nepal (86%) initiate the plant protection based on the first appearance of the pest, irrespective of their population, crop stage and their damage relationships. Only 7% of farmers in India and 14% in Nepal follow the economic threshold concept by

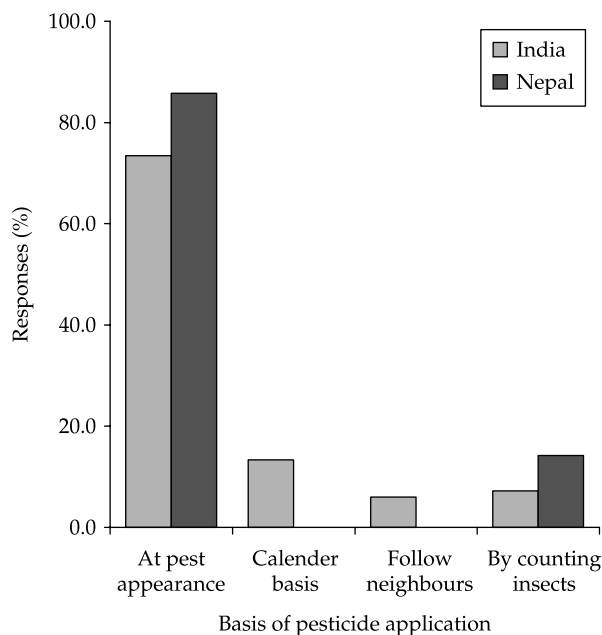


**Fig. 1.** Sources of advice to farmers in pest control in India and Nepal.

monitoring the pest population based on the crop stages and economic impact. In India, about 6% of the farmers follow the neighbours and 14% follow calendar-based plant protection (Fig. 2). The majority of the farmers are not aware of the economic importance of various pests on their crops, and apply chemicals immediately after noticing the pest or on a calendar basis as a prophylactic. It is necessary to avoid this type of inappropriate decision for saving inputs as well as improving human health and the environment. It is evident from this study that farmers' perception on pests and their impact on yield is limited, and the adoption of economic thresholds is rather complicated without in-depth strategic research inflow and periodic farmer–researcher interactions.

#### *Pest control methods adopted*

Chemical control was the most commonly adopted strategy by farmers in managing insect pests in India (93%) and Nepal (90%). Though farmers are aware of cultural, biological and other non-chemical pesticidal means, the proportion of their adoption was low (<10%) in both the countries (Fig. 3). The high dependence on chemical control was primarily due to their easy availability, credit facility from dealers and intensive publicity from pesticide industries. Green revolution era also concentrated mostly on enhancing production through various means, ignoring the environmental and operational issues (Mancini, 2006). Findings from rice systems in Asia clearly brought



**Fig. 2.** Basis of pesticide application by farmers in India and Nepal.

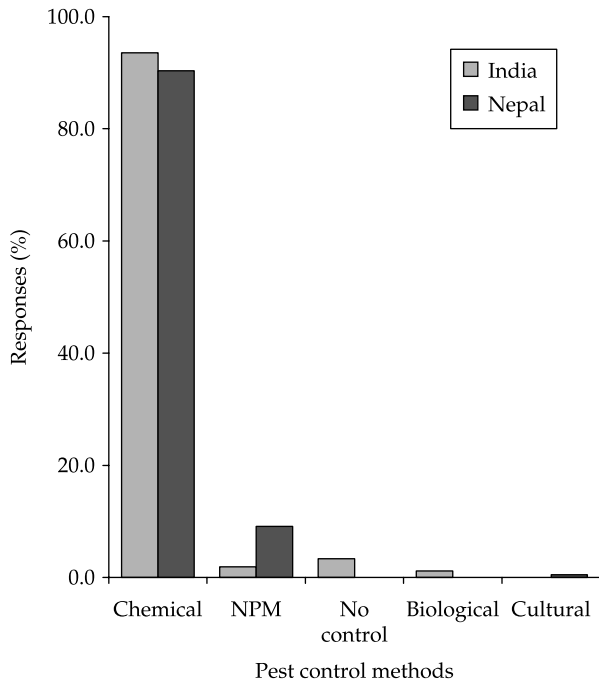


Fig. 3. Pest control methods adopted by farmers in India and Nepal.

out injudicious use of chemicals that were hazardous to human and other non-target organisms (Anon, 2003).

Though farmers have adopted the use of chemical pesticides for the past four decades, only 16% of the farmers in India and 19% in Nepal have good confidence on the efficacy of pesticides. A majority of the farmers, 54% in India and 65% in Nepal, were sceptical about the efficiency of the chemicals, and 31% in India and 17% in Nepal have very low levels of confidence. This is perhaps due to the occurrence of insecticidal resistance in key pest species (Kranthi *et al.*, 2002) or inappropriate application or selection of chemical. Encouraging farmer participatory research and upscaling extension will play a key role in improving the farmers' confidence in the ongoing plant protection activities and in addressing the common constraints such as insecticide resistance, pest resurgence and pesticide residues of plant protection (Mathews, 2001). Kishi (2005) was of the opinion that replacement of chemical pesticides by non- or less toxic alternatives was the potential option to protect farm health in tropical countries.

#### Spraying equipment

Among the farmers familiar with chemical pesticides, the majority of them (60% in India and 100% in Nepal) were using manual knapsack sprayers. Only 35% of the Indian farming community has

adopted motorized knapsacks, while 3% were using both manual and motorized knapsacks to suit their requirements (Fig. 4). Though farmers in India are aware of ultra-low-volume spray devices, their use is limited to only 1%, and a very negligible proportion in Nepal. Though farmers have adopted different sprayers, they were not well aware of the pesticide concentrations and the exact requirement of spray fluid for their effective utilization. According to FAO, 50% of pesticides applied in Pakistan were wasted due to poor spraying equipment and inappropriate application, which was due to lack of training to farmers in safe aspects of pesticide use and appropriate equipment (Anon, 1997). Since awareness of farmers regarding the spray equipment is a key factor for enhancing the effectiveness of chemical pesticides, regular training on equipment and their utilization are of immense value in improving the efficiency of plant protection.

#### Awareness on health

The surveys indicated that 65% of the farming communities in India and Nepal have expressed health problems associated with plant protection. However, only 49% in India were using some level of protective clothing while applying toxic plant protection chemicals. Adoption of protective gear by Nepal farmers (80%) was better than the Indian situation. The studies of McConnen and Agonafir (2002) in Ethiopia indicated that no farm worker

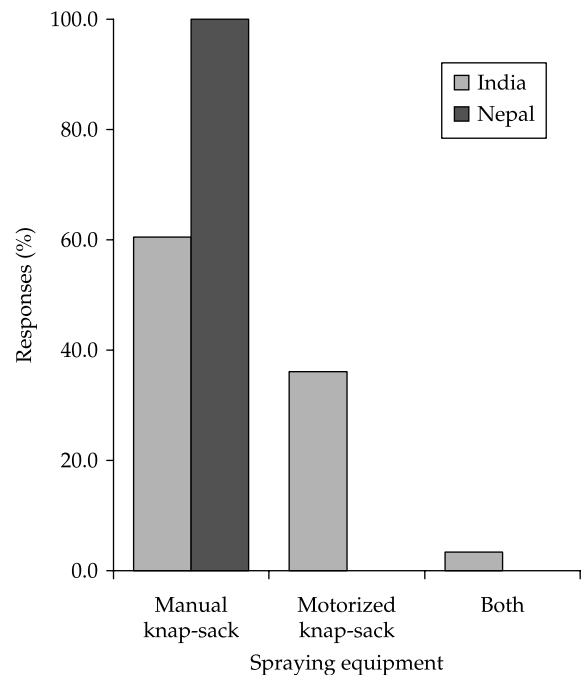


Fig. 4. Different types of spraying equipment adopted by farmers in India and Nepal.

ignored the use of personal protective equipment while handling toxic chemicals. However, the studies brought out the facts associated with particular gear such as wearing hand gloves and aprons during hot weather. Cost of the protective equipment and inconvenient weather conditions of the tropics prevent the adoption of protective gear (Kishi *et al.*, 1995).

In India, the present study revealed that 31% of farmers complained of headache, 27% eye irritation, 24% skin burning, 10% nausea and 9% dizziness associated with plant protection sprays. A similar trend was also noticed in Nepal (Fig. 5). The studies conducted by Mancini *et al.* (2005) in the cotton situation in Andhra Pradesh revealed 44% of the sample farmers with moderate to severe health problems. A study in Indonesia reported that 58% of spray equipment had leakages, and in Malaysia, lack of appropriate training in the maintenance of spray equipment and insufficient protective clothing contributed to pesticide poisoning among operators (Anon, 1997). There are several reports emphasizing the ill effects of pesticides associated with acute health problems such as abdominal pain, dizziness, headache, nausea, vomiting, as well as skin and eye problems for workers who handle the chemicals. Additionally, many studies have indicated that pesticide exposure is associated with long-term health problems such as respiratory problems, memory disorders and dermatological conditions (O'Malley, 1997; Arcury *et al.*, 2003; Kamel, 2003; Alavanja *et al.*, 2004; Kamel and Hoppin, 2004; Firestone *et al.*, 2005; McCauley *et al.*, 2006; Beseler *et al.*, 2008; Montgomery *et al.*, 2008). The present studies confirmed that the majority of the farming community were not aware of appropriate

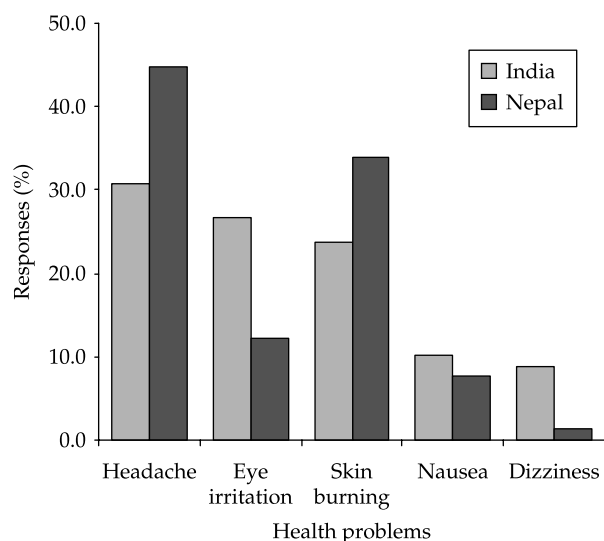


Fig. 5. Different health problems encountered by farmers while spraying insecticides.

use of plant protection chemicals emphasizing the importance of capacity building of farmers to save them from health-related disasters.

#### *Application of chemicals, storage and disposal*

The majority of the farmers (64% in India and 96% in Nepal) take up plant protection operations by themselves. However, some farmers (32% in India and 4% in Nepal) take assistance from agricultural labour for insecticidal sprays. A small proportion (4%) of the farmers in India besides self, also take assistance from labour for plant protection operations. These variations were mainly based on the size of holdings and the availability of resources with the farmers. Some small farmers also undertake plant protection operations with big farm holders to fetch extra income, exposing themselves more frequently to the toxic chemicals. The present studies were in agreement with the findings of Mancini *et al.* (2005), where 10 times more poisonous cases were reported with marginal farmers than large farm holders.

Farmers were aware of the importance of storing toxic chemicals and their consequences. However, due to the lack of resources, about 50% only were storing them in either a cupboard or in a separate room. The other ways of storing chemicals were in a corner of their residence, on sunshades, in cattle

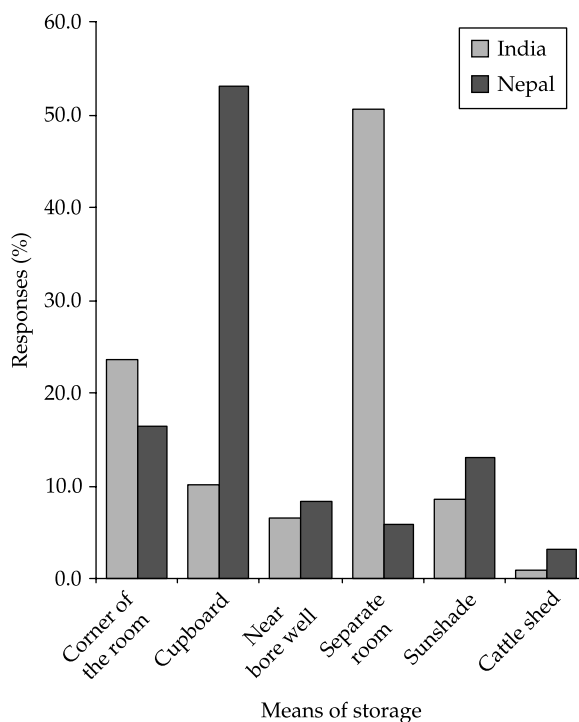


Fig. 6. Different ways of pesticide storage adopted by farmers in India and Nepal.

sheds or near bore wells in the farm (Fig. 6). Some farmers who are conscious about their ill effects do not store them, but apply them immediately after procuring.

Farmers (45% in India and 92% in Nepal) discard the empty pesticide containers in their farms by burying them. Some farmers (44% in India and 4% in Nepal) sell the containers to scrap buyers. In India, 10% of the farmers and, in Nepal, 4% were using the empty containers for their domestic purposes after thorough cleaning (Fig. 7). The use of empty containers for domestic purposes reflects the innocence and economic status of the farmers. Since a considerable proportion of the community was still not disposing of the used containers appropriately, it is necessary to consider the issue in future capacity building exercises.

#### Knowledge on IPM

Though IPM has been advocated for two decades, only 38% of the farmers in Nepal were aware of the role of natural enemies and biopesticides, whereas in India, only 28% of the farmers were familiar with natural enemies and 39% about biopesticides. Among the various biopesticides, the majority of the farmers (76% in India and 93% in Nepal) have adopted neem in their pest management programmes. Though the farmers in India and Nepal were aware of biopesticides and natural enemies, their integration into IPM was only 32% in India and 20% in Nepal (Fig. 8). This low adoption of IPM in various crops was primarily due to the non-availability of IPM inputs at farm level, the

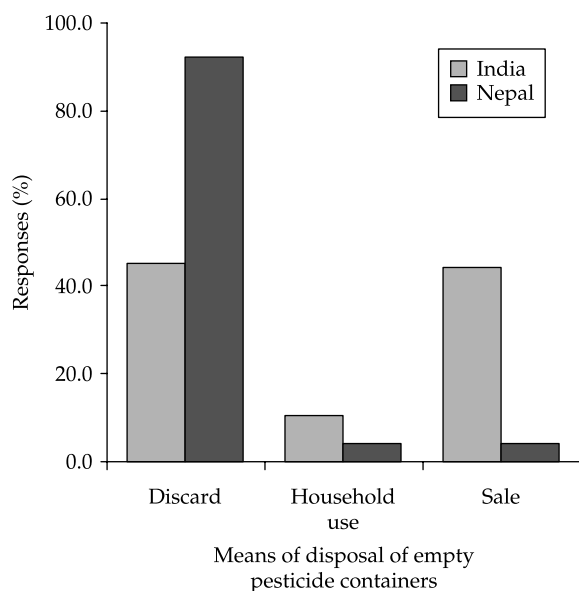


Fig. 7. Different ways of disposal of empty pesticide containers by farmers in India and Nepal.

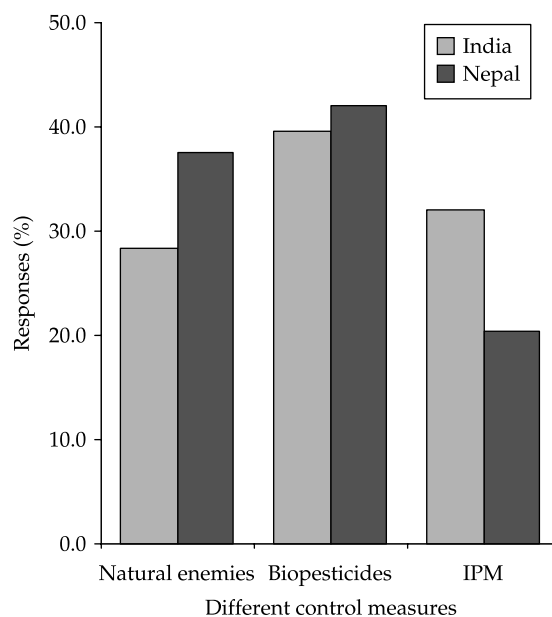


Fig. 8. Farmers' knowledge about different pest control measures in India and Nepal.

complexity of IPM modules for different crops, lack of information on the ill effects of toxic chemicals and the existing insufficient extension networks.

#### Chemical usage on different crops

Detailed crop surveys on the chemical usage on different crops brought out the following proportion of pesticide inputs in various crops: cotton (51%), rice (10%), pigeon pea (6%), maize (2%), chickpea (1%), groundnut (2%) and chilli (28%) of the total pesticides usage in the selected project locations. In Asian agriculture, about 80% of the plant protection chemicals utilized were in cotton and vegetables, where the area was only about 5% of the total. A similar trend was also noticed in India with 75% of the chemical use in these crops covering only 5% of the cultivated area (Vasantharaj, 1995). Of these, chilli was found to be a highly intensive crop with 15–20 sprays in a 6-month period contributing to heavy residues in products hindering the exports. Results from Table 2 clearly revealed the use of excess dosage of plant protection chemicals by farmers. This could be due to their ignorance, low confidence on their efficacy, lack of effectiveness due to the occurrence of insecticidal resistance in key species and inappropriate application. Since intensive plant protection was in a limited area responsible for major residue and environmental issues, it should be given high priority to reverse the ill effects caused by the chemicals.



**Table 2.** Quantities of common pesticides used by farming communities and their recommended doses

Chemical (no. of farmers)	Chemical group	Quantity of chemical used (ml/ha)		
		Mean	Range	Recommended
Endosulfan (185)	Organochlorine	1580	375–5000	1000
Monocrotophos (251)	Organophosphate	1590	250–3750	750
Indoxacarb (169)	Chloro-nicotil	418	63–1250	250
Spinosad (133)	Microbial	213	50–500	125
Cypermethrin (82)	Pyrethroid	1753	250–2500	500
Imidacloprid (51)	Neonicotinoid	305	63–750	125

The studies related to pesticide use after the implementation of IPM in 17 selected villages indicated substantial reduction in pesticide application from 11 to 4 sprays in cotton, 2.1 to 1.6 in rice, 2.9 to 2.2 in pigeon pea and 2.9 to 2.3 in chickpea during 2005 and 2007 (Table 3). This impact was primarily due to the periodic farmer–researcher interaction training imparted to the farmers and their keenness on judicious use of chemical pesticides. Mancini (2006) also discussed similar results with about 75% reduction in pesticide use in contact villages compared with 28% in non-contact villages without compromising crop yields through farmer field schools.

The crop samples analysed for pesticide residues in 15 contact (41 samples) and 5 non-contact

(15 samples) villages revealed the presence of pesticide residues in all samples, of which 38 samples had residues below 0.001 ppm. However, one sample each of *Dolichos* and tomato only had residues of monocrotophos and chlorpyrifos above the maximum residue level (MRL) prescribed by FAO. According to Melchett (2008), the level of pesticide residues in juice drinks in the UK was on an average 34 times more than those permitted in drinking water and sometimes up to 300-fold. Studies conducted by Bai *et al.* (2006) in vegetables in the Shaanxi area of China revealed the occurrence of residues of five organophosphorus pesticides ranging from 0.004 to 0.257 ppm in 18 out of 200 samples, and the residue levels exceeded MRLs. The occurrence of pesticide residues from the present

**Table 3.** Comparison of pesticide use in selected villages before and after IPM implementation

Village (no. of farmers)	No. of insecticidal sprays											
	Cotton			Paddy			Pigeon pea			Chickpea		
	2005	2007	Reduction (%)	2005	2007	Reduction (%)	2005	2007	Reduction (%)	2005	2007	Reduction (%)
Daulatabad (11)	—	—	—	2.0	1.7	15.0	3.3	3.3	0.0	—	—	—
Mudireddypalli (19)	—	—	—	2.3	2.1	8.7	3.1	3.3	–6.5	—	—	—
Peddaravelli (11)	7.9	2.2	72.2	1.5	0.8	46.7	2.0	1.3	35.0	—	—	—
Pullagiri (14)	6.9	3.6	47.8	2.6	2.3	11.5	2.7	1.8	33.3	—	—	—
Indrakal (17)	7.5	4.1	45.3	2.3	2.1	8.7	2.7	2.0	25.9	—	—	—
Musapet (9)	—	—	—	1.8	0.8	55.6	—	—	—	—	—	—
Addakal (11)	—	—	—	2.5	2.1	16.0	—	—	—	—	—	—
Chandapur (16)	16.5	6.8	58.8	2.7	1.7	37.0	3.0	2.3	23.3	2.9	2.4	17.2
Kamalpally (15)	9.5	3.1	67.4	—	—	—	2.8	2.5	10.7	2.7	2.6	3.7
Gundlamachnur (17)	13.7	3.6	73.7	2.2	1.7	22.7	2.9	1.7	41.4	3.0	2.6	13.3
Lingapur (18)	10.3	4.0	61.2	2.1	1.6	23.8	2.5	1.6	36.0	2.7	1.8	33.3
Kyasaram (21)	14.7	4.2	71.4	2.4	2.1	12.5	3.1	2.3	25.8	2.7	2.4	11.1
Alirajpet (15)	10.9	3.3	69.7	2.1	1.7	19.0	3.0	2.4	20.0	2.9	2.2	24.1
Kukunurpally (16)	16.4	3.2	80.5	1.7	1.4	17.6	3.0	1.9	36.7	—	—	—
Vattimeenapally (16)	8.1	3.4	58.0	—	—	—	2.9	2.1	27.6	3.6	2.6	27.8
Medipallykalam (20)	15.5	3.9	74.8	1.8	1.5	16.7	3.5	2.9	17.1	2.8	2.0	28.6
Kummera (15)	9.9	3.4	65.7	1.8	0.5	72.2	2.6	1.6	38.5	2.6	1.9	26.9
Mean	11.4	3.8	65.1	2.1	1.6	25.6	2.9	2.2	24.3	2.9	2.3	20.7

—, absence of crop in the village.

study in all samples clearly indicate the status of residues and the need for developing strategies for their management.

### Conclusions

This study brought out the status of adoption levels of different plant protection options by the farmers in India and Nepal. Lack of farmers' knowledge and their dependence on pesticide dealers made chemical control the most adopted strategy among the farmers. Several farmers reported the side effects of pesticide application, but have neither adopted the full protective clothing nor paid attention in appropriate disposal of empty pesticide containers. Though IPM implementation resulted in substantial reduction in pesticide application, the issue of pesticide residues needs to be addressed.

### Acknowledgements

The financial support provided by World Bank to undertake this research through DM-2005 and the technical support provided by NARS and NGOs of India and Nepal, are gratefully acknowledged.

### References

- Alavanja M. C., Hoppin J. A. and Kamel F. (2004) Health effects of chronic pesticide exposure: cancer and neurotoxicity. *Annual Review of Public Health* 25, 155–197.
- Anon (1997) Unsafe application of pesticides and dangerous old stocks. Available from: [www.worldbank.org/html/cgiar/newsletter/Sept97/10cgnews.html](http://www.worldbank.org/html/cgiar/newsletter/Sept97/10cgnews.html)
- Anon (1999) Pesticide action network Asia and Pacific. 'Warning: Pesticides are dangerous to your health'.
- Anon (2003) Major campaign launched to protect rice farmers. <http://beta.irri.org/news/index.php>
- Anon (2005) 'Very high levels of pesticides' found in blood samples in Punjab, India. *The Hindu Daily*, June 8.
- Anon (2008) Farmers seek refuge from toxic onslaught. Available from: <http://www.farmingsolutions.org>
- Anon (2009) Indian pesticides industry, vital for ensuring food security. Available from: <http://www.bharatbook.com>
- Arcury T. A., Quandt S. A. and Mellen B. G. (2003) An exploratory analysis of occupational skin disease among Latino migrant and seasonal farm workers in North Carolina. *Journal of Agricultural Safety and Health* 9, 221–232.
- Bai Y., Zhou L. and Wang J. (2006) Organophosphorus pesticide residues in market in Shaanxi area, China. *Food Chemistry* 98, 240–242.
- Beseler C. L., Stallones L. and Hoppin J. A. (2008) Depression and pesticide exposures among private pesticide applicators enrolled in the Agricultural Health Study. *Environmental Health Perspectives* 116, 1713–1719.
- Firestone J. A., Smith-Weller T., Franklin G., Swanson P., Longsteth W. T. and Checkoway H. (2005) Pesticides and risk of Parkinson's disease: a population-based case-control study. *Archives of Neurology* 62, 91–95.
- Kamel F. (2003) Neurobehavioral performance and work experience in Florida farm workers. *Environmental Health Perspectives* 111, 1765–1772.
- Kamel F. and Hoppin J. A. (2004) Association of pesticide exposure with neurologic dysfunction and disease. *Environmental Health Perspectives* 112, 950–958.
- Kishi M. (2005) The health impacts of pesticides: what do we know, what can be done? In *The Pesticide Detox* (edited by J. Pretty), pp. 23–38. Earthscan, London/Sterling, Virginia.
- Kishi M., Irschhorn N., Djajadisastra M., Satterlee L. N., Strowman S. and Dilts R. (1995) Relationship of pesticide spraying to signs and symptoms in Indonesian farmers. *Scandinavian Journal of Work, Environment and Health* 21, 124–133.
- Kranthi K. R., Jadhav D. R., Kranthi S., Wanjari R. R., Ali S. S. and Russell D. A. (2002) Insecticide resistance in five major insect pests of cotton in India. *Crop Protection* 21, 449–460.
- Kumar A., Baroth A., Soni I., Bhatnagar P. and John P. J. (2005) Organochlorine pesticide residues in milk and blood of women from Anupgarh, Rajasthan, India. *Environmental Monitoring and Assessment* 116, 1–7.
- McCaughey L. A., Anger W. K., Keifer M., Langley R., Robson M. G. and Rohlman D. (2006) Studying health outcomes in farm worker populations exposed to pesticides. *Environmental Health Perspectives* 114, 953–960.
- Mancini F. (2006) Impact of integrated pest management farmer field schools on pesticide use and farmers' ecological knowledge on cotton farming in India. Chapter 3 of Thesis.
- Mancini F., van Bruggen A. H. C., Jiggins J. L. S., Ambatipudi A. C. and Murphy H. (2005) Acute pesticide poisoning among female and male cotton growers in India. *International Journal of Occupational and Environmental Health* 11, 221–232.
- Mathews G. (2001) Three R's imperial agrolinks. Asia-Pacific Crop Protection Association. *Crop Production Technology*, 4–5.
- McConnen Y. and Agonafir T. (2002) Personal protective equipment use by farm workers in Ethiopia. *Pesticide News* 55, 15.
- Melchett P. (2008) More pesticides in UK juice drinks. Available from: [http://www.timesonline.co.uk/tol/life\\_and\\_style/food\\_and\\_drink/article5375565.ece](http://www.timesonline.co.uk/tol/life_and_style/food_and_drink/article5375565.ece)
- Miller G. T. (2004) *Sustaining the Earth*, 6th edn, vol. 9, pp. 211–216. Thompson Learning, Inc., Pacific Grove, California.
- Montgomery M. P., Kamel F., Saldana T. M., Alavanja M. C. and Sandler D. P. (2008) Incident diabetes and pesticide

- exposure among licensed pesticide applicators: Agricultural Health Study. *American Journal of Epidemiology* 167, 1235–1246.
- O'Malley M. A. (1997) Skin reactions to pesticides. *Occupational Medicine* 12, 327–345.
- Sethi A., Bons M. S. and Dilawari V. K. (2002) Response of whitefly *Bemisia tabaci* to selection by different insecticides and genetic analysis of attained resistance. *Resistant Pest Management Newsletter* 12, 30–35.
- Van Mele P., Cuc N. T. T. and Van Huis A. (2001) Farmers' knowledge, perceptions, and practices in mango pest management in the Mekong Delta, Vietnam. *International Journal of Pest Management* 47, 7–16.
- Vasantharaj D. B. (ed) (1995) *Kothari's Desk Book Series: The Pesticides Industry*. HC Kothari Group, Publication Division, Madras. 464 pp.
- Wilson C. and Tisdell C. (2001) Why farmers continue to use pesticides despite environment, health and sustainability costs. *Ecological Economics* 39, 449–462.