



LJMU Research Online

Jaganathan, G, Boenisch, G, Kattge, J and Dalrymple, SE

Physically, physiologically and conceptually hidden: improving the description and communication of seed persistence

<http://researchonline.ljmu.ac.uk/id/eprint/10789/>

Article

Citation (please note it is advisable to refer to the publisher's version if you intend to cite from this work)

Jaganathan, G, Boenisch, G, Kattge, J and Dalrymple, SE (2019) Physically, physiologically and conceptually hidden: improving the description and communication of seed persistence. *Flora*. ISSN 0367-2530

LJMU has developed **LJMU Research Online** for users to access the research output of the University more effectively. Copyright © and Moral Rights for the papers on this site are retained by the individual authors and/or other copyright owners. Users may download and/or print one copy of any article(s) in LJMU Research Online to facilitate their private study or for non-commercial research. You may not engage in further distribution of the material or use it for any profit-making activities or any commercial gain.

The version presented here may differ from the published version or from the version of the record. Please see the repository URL above for details on accessing the published version and note that access may require a subscription.

For more information please contact researchonline@ljmu.ac.uk

<http://researchonline.ljmu.ac.uk/>

1 **Physically, physiologically and conceptually hidden:**
2 **improving the description and communication of seed**
3 **persistence**

4 **Ganesh K. Jaganathan^{1*}, Gerhard Boenisch², Jens Kattge^{2,3}, Sarah E. Dalrymple⁴**

5
6 ¹ Institute of Biothermal Technology, University of Shanghai for Science and Technology, Shanghai
7 20009

8
9 ² Max Planck Institute for Biogeochemistry, Hans Knöll Str. 10, 07745 Jena, Germany

10 ³ German Centre for Integrative Biodiversity Research (iDiv) Halle-Jena-Leipzig, Deutscher Platz 5e,
11 04103 Leipzig, Germany

12 ⁴Liverpool John Moores University, James Parsons Building, School of Natural Sciences and Psychology,
13 Byrom Street, Liverpool, L3 3AF.

14
15 **Running title:** Seed persistence and niche theory

16
17
18
19
20
21
22
23
24
25
26
27
28
29
30 * Corresponding author. Tel: +86 21 55271200; fax: +86 21 55270695
31 Email: jganeshcbe@gmail.com

33 **Abstract**

34 Seed persistence is a trait that is difficult to observe or measure and, consequently has remained
35 conceptually obscure for 40 years since Grubb's influential description of the regeneration niche.
36 Seed persistence is the ability of seeds to persist in a viable state post-dispersal and is relevant
37 to current research in plant community dynamics and conservation. However, categorisations of
38 seed persistence as transient, short-term or long-term persistent do not acknowledge the variation
39 in persistence times as a result of deterministic processes and are difficult to apply in a predictive
40 capacity. Consequently, a more robust understanding of seed persistence is needed in niche
41 descriptions that are temporally explicit and in predicting the distributional changes of species in
42 the current and future climate. We surmise an alternative to the categorizations of seed
43 persistence on the basis of seed bank type and argue that it is best expressed as a continuous
44 variable. We review the methods available for estimating seed persistence in situ and provide a
45 number of testable hypotheses to contribute to the development of this important research topic.
46 We maintain that seed persistence has not been incorporated adequately into niche theory and
47 highlight that it can make several contributions including properly defining metapopulation niche,
48 population growth definition. This holistic approach by integrating seed persistence into niche
49 theory would allow us to better predict the survival of plants in a changing environment.

50 **Key words:** climate change; dormancy; ecological niche; soil seed banks; longevity index.

51

52 **Introduction**

53 Seed persistence is a trait that is extremely difficult to quantify: the physiological processes
54 controlling persistence are contained within the external layers of the seed, the seeds themselves
55 are physically hidden once they are buried beneath the soil surface, and as a consequence, seed
56 persistence has remained conceptually obscure for 40 years since Grubb's (1977) influential
57 description of the regeneration niche. Significant attention has been given to conditions promoting
58 germination and seedling establishment, two important components of this niche, and these are
59 proving to have enduring relevance, most recently with respect to understanding vegetation
60 response to climate change and other drivers of range loss (e.g. Cochrane et al., 2015; Holt,
61 1990; Walck et al., 2011). However, one aspect of the regeneration niche, the ability of seeds to
62 persist in the soil, continues to be largely overlooked by a significant part of the plant ecology
63 community. Seeds of most plant species persist for varying time periods after dispersal and before
64 they germinate (Chambers and MacMahon, 1994; Roberts, 1981), and as Grubb (1977) noted,
65 this ability is "probably extremely important" for maintaining the rarest species within a community.
66 However, whilst Grubb (1977) made contributions that are now several decades old, and more
67 authors before and since have recognized the ecological relevance of seed persistence (e.g.
68 Gremer and Venable, 2014; Venable and Brown, 1988), existing definitions of seed persistence
69 have failed to resonate with the wider ecological research community meaning that seed
70 persistence is an overlooked and misunderstood property of populations and species. While
71 efforts to determine persistence ability should continue, two recent attempts (Long et al., 2015;
72 Saatkamp et al., 2018) have called for a more rigorous treatment to define seed persistence,
73 implying that more robust approaches are imperative in linking seed persistence with niche theory.

74 Many detailed studies conducted in various ecosystems have identified numerous seed- and soil-
75 related factors that impact upon seed persistence in soil and previous reviews highlight our lack
76 of understanding of the interactions of these factors (Baskin and Baskin, 2006; Benech-Arnold et

77 al., 2000; Chambers and MacMahon, 1994; Long et al., 2015; Thompson, 2000). Despite growing
78 evidence that multiple factors together drive persistence and germination, and that seed
79 persistence at species- and individual-level is extremely variable (supplementary data provides
80 an overview of factors known to influence the entry and exit of seeds in the soil), seed persistence
81 is categorized as soil seed bank longevity at species-level based on estimates of time from
82 dispersal until germination or death. This review aims to improve on the current systems of seed
83 bank classification by bringing together several areas of research (physiology, community ecology
84 and theoretical ecology) to i) demonstrate that existing seed bank classifications have served a
85 useful purpose, but are now inadequate for current research questions pertaining to the wide
86 range of seed bank research, ii) to reconcile definitions of persistence with ecological niche theory
87 and iii) make recommendations for reporting seed persistence that can be more effectively applied
88 to predicting population survival and species viability.

89 **Current seed bank classifications**

90 The formation of a seed bank commences when seeds reach the soil surface and ends with the
91 germination or death of seeds (Chambers and MacMahon, 1994; Jaganathan et al., 2015). In
92 most cases, seeds are dispersed from a parent plant at the end of the growing season which is
93 followed by harsh climatic conditions e.g. the dry seasons in the Tropics or cold winters in alpine
94 ecosystems (Baskin and Baskin, 2014). To avoid seedling death, the seeds must therefore
95 possess mechanisms to promote persistence at least until the next favourable germination period
96 followed by a growing season (see supplementary data). Germination is typically concentrated
97 in the first post-dispersal growing season, but may continue for many years, albeit in seasonal
98 cycles (Baskin and Baskin, 2014; Thompson, 2000). Thompson and Grime (1979) classified soil
99 seed banks as transient and persistent. Transient seed banks persist in the soil for < 1 year, i.e.
100 at least until the first opportunity for germination occurs, but species forming persistent seed
101 banks maintain viable seeds in the soil for > 1 year. Seed banks are a component of a population

102 that generally persist over consecutive years maintained by a turnover of seeds entering and
103 leaving the soil.

104 This classification scheme has subsequently been revised by numerous researchers, mostly
105 when studied species failed to fit into the original categories (Csontos and Tamás, 2003; Grime,
106 1981; Hawkins et al., 2007). Several authors noted that treating all seed banks persisting for >1
107 year as functionally the same (i.e. classing them all as 'persistent'), could not convey the huge
108 potential for variation in persistence times (Bekker et al., 1998; Poschlod and Jackel, 1993;
109 Thompson et al., 1997). This led to further distinctions between transient, short-term persistent
110 and long-term persistent (Bakker et al., 1996; Bakker, 1989), although the length of time
111 suggested as defining each of these sub-categories varied from 1-4 or 5 years to a decade
112 (Csontos and Tamás, 2003; Walck et al., 2005).

113 Despite the successive refinements, existing soil seed bank classifications may be inaccurate
114 because they do not acknowledge that i) different methods produce varying estimates of seed
115 persistence leading to misclassification, and ii) many seed- and soil- related factors contribute in
116 varying magnitudes and sometimes with additive or synergistic impacts on persistence times at
117 different locations (Long et al 2015; supplementary data). These problems mean that community
118 ecology has often overlooked seed persistence. The review of community ecology studies
119 undertaken by Jiménez-Alfaro et al. (2016) supports this observation; of 226 studies only 3.2%
120 included seed longevity as a trait to describe and understand community-level processes. Given
121 that soil seed bank classifications appear to be underutilised and authors circumvent the
122 persistence issue rather than deal with the current systems, we recommend that alternative
123 approaches to describing seed persistence are adopted.

124 **Methods for measuring seed persistence**

125 The ability of seeds to persist in soil is long-established (Darwin, 1859), but only since the 1970's
126 have methods been developed to estimate the duration of persistence. According to Saatkamp
127 et al. (2009) these methods can be classified into: (a) radio-carbon dating of seeds present in soil
128 (McGraw et al., 1991); (b) artificial burial of seeds in soil and retrieval at regular intervals to test
129 germinability or viability (see below); (c) determination of the depth distribution of germinable
130 seeds in the soil (Bekker et al., 1998); (d) determination of soil seed banks along successional
131 series (Poschlod et al., 1998) and (e) comparative analysis of seasonal dynamics of seed rain
132 and seed bank (Thompson and Grime, 1979, Poschlod and Jackel, 1993). We also add to these
133 the use of autogenous recovery of vegetation after anthropogenic vegetation clearance.

134 Each method has advantages and disadvantages (Thompson et al., 1997, Saatkamp et al., 2009).
135 For example, recent seed input from standing vegetation at unknown distances from the sample
136 can 'contaminate' the data, and germination under controlled conditions incorrectly assume a
137 uniform response thereby interpreting lack of germination as seed death. Radio carbon dating is
138 the most reliable and has well-defined confidence limits but is extremely time-intensive especially
139 given the seed-to-seed variation in persistence, meaning that large samples are necessary to
140 represent variation. Another drawback is the destructive nature of radio-carbon dating meaning
141 that the viability of seeds used for analysis cannot be determined.

142 Artificial burial is generally regarded as the most accurate and frequently used method of
143 describing in-soil seed persistence (e.g. Schwenbacher et al., 2010) but is not without limitations.
144 Firstly, burial depths are often limited to 5cm (Baskin & Baskin, 2014) because seeds buried in
145 the top soil layer are assumed to experience 'optimal' conditions for both dormancy break and
146 germination, but seeds buried at lower or shallow layers may germinate, die or remain viable for
147 many years (Hu et al., 2009, Campbell and Nicol, 2002). However, this may not necessarily be
148 true for all the species, e.g. for *Avena ludoviciana*, which remained dormant at the soil surface,
149 dormancy was broken in a higher proportion of seeds found at a depth between 5 and 15 cm than

150 seeds buried below 15 cm where the seeds remained dormant (Salimi and Angadji, 1997).
151 Likewise, in a two year artificial burial experiment, Wijayratne & Pyke (2012) showed that seeds
152 of *Artemisia tridentata* Nutt. subsp. *tridentata* and *Artemisia tridentata* subsp. *wyomingensis*
153 buried at 3 cm below the soil surface retained 30-40% viability when exhumed at the end of 2
154 year period compared to 0 and < 11% of seeds survived on soil surface from each species
155 respectively. Harrison et al. (2007), working with *Ambrosia trifida*, revealed that seeds buried in
156 the top soil layer had no viable seeds at the end of fourth year, whereas 19% of the seeds
157 remained viable at the 20 cm burial depth and some seeds at this depth remained viable even
158 after 9 years. If burial experiments were conducted only at top soil layer, then this species might
159 be classified as short-term persistent, because no viable seeds remained after four years.
160 Consequently, burial experiments conducted at one particular depth are likely to result in
161 misclassifications of seed bank type. Furthermore, it is important to note that seeds can be buried
162 by various routes including wind-deposited soil particles, root growth loosening the soil, rainfall
163 making top soil layers muddy and therefore, fluid, trees uprooting, and landslides (Long et al.,
164 2015), all of which effectively alter the depth of burial even as the trial is underway.

165 Secondly, seeds of the same species buried at multiple sites show variance in persistence as
166 multiple sites represent more variation in key explanatory variables and therefore viability over
167 time varies with site (Quinlivan, 1967, Robocker et al., 1969). One case described by Robocker
168 et al. (1969) is pertinent to this: during a 10 year burial trial of *Halogeton* seeds comparing two
169 different colours of seeds, those authors found that none of the black seeds buried in Nevada,
170 Utah and Washington persisted after one year in the soil (persistence ended through germination
171 or seed death). However, 67% of the brown seeds retrieved from Washington germinated
172 successfully.

173 Thirdly, the duration of burial in experiments described in the literature varied from a few months
174 to 11 years which may place an artificial endpoint on persistence estimations [see chapter 7 of

175 Baskin and Baskin (2014)]. It is often not known if burial experiments were planned for a set time
176 period and if the species investigated had some viable seeds beyond the experimental period. To
177 quote one example, seeds of *Chrysocephalum apiculatum* sown on the surface and buried at 5
178 cm depth had 36% and 61% viable seeds after 12 months respectively, but the experiments were
179 terminated and it remains unknown if this species can be included in short-term persistent or
180 persistent category (Lunt, 1995).

181 Besides the traditional estimation methods, several novel techniques show promise in
182 determining the seed persistence in soil. We searched the literature to identify new methods of
183 estimating seed persistence in soil and found 13 techniques that have been frequently used to
184 track seed movement in soil after dispersal, most of which are reviewed in Forget and Wenny
185 (2005). Some of these methods might also be used to estimate seed persistence, e.g. radio
186 tracking for larger seeds (Pons and Pausas, 2007). Given its ease and precision in identifying the
187 exact location of seeds, post-dispersal seeds can be recovered routinely after some time and
188 tested for viability. Dyeing seeds for consecutive years at the natural maturation time with different
189 colors each year before performing soil core analysis annually can also determine persistence
190 times although not all seeds can be recovered. The isotope method proposed by Carlo et al.
191 (2009), involves spraying ^{15}N -urea during seed maturation and identifying the isotopically
192 enriched seedlings, but this technique could only determine the persistence time of germinated
193 seeds and information about seed death cannot be determined. However, it is of interest to note
194 that these methods have been used rarely for persistence estimation and incorporating them in
195 new attempts would go long way.

196 **Attempts to improve the description of seed persistence in the soil**

197 The problems with seed bank classifications have been acknowledged by previous researchers
198 and has resulted in attempts to coalesce the varying seed persistence estimates produced by
199 different methods, e.g. artificial burial, radiocarbon analysis, and removal of soil cores to identify

200 seeds. Thompson et al. (1998) developed a longevity index (LI) from the various persistence
201 classifications (i.e. transient, persistent) reported for a given species. The LI is the proportion of
202 the total number of published seed bank classifications (i.e. the sum of transient, short and long-
203 term persistent records) that are persistent and is expressed as a value between 0 (fully transient,
204 i.e. all the records reported transient seed bank type) and 1 (fully persistent, i.e. all the records
205 reported long-term persistent seed bank type). Although this technique reports seed persistence
206 on a continuous scale and has been widely used, Saatkamp et al. (2009) questioned the
207 approach, as the seed bank types suggested by their burial experiment did not agree with the LI
208 classification. This problem is likely to occur in many situations, as the new data generated for
209 persistence of a particular species would continue to alter the LI and there may be a bias, as
210 species of a certain type of habitat or with a certain type of seed persistence may be
211 overrepresented. Thus, we note that not only is the LI prone to errors based on how the estimates
212 of persistence were generated, it actually obscures important variation in seed traits that could
213 improve the application of seed persistence data to the predictive requirements of current
214 ecological research.

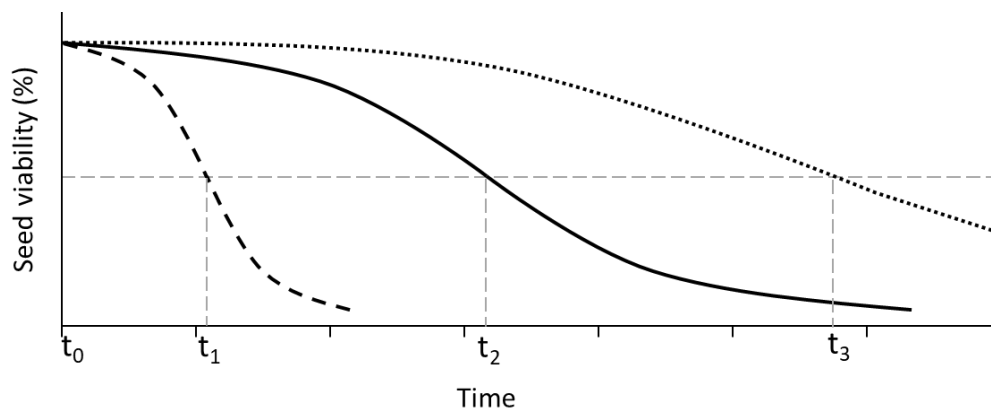
215 Various theoretical and/or mathematical models have been developed to predict the fate of seeds
216 after dispersal and until germination (Gardarin et al., 2012; Holzapfel et al., 2006). Whilst these
217 models are highly useful, their application to community ecology is still challenging, either due to
218 the limitations imposed by climatic regime, e.g. models developed for arid systems with seasonal
219 temperature extremes cannot be used for rainforests (Lampej et al., 2017), or restricted to specific
220 sets of species, e.g. weeds or annuals (Petrů et al., 2006). Furthermore, most models ignore the
221 fact that seeds can be dispersed to different environments or micro-sites, e.g. they might be
222 deeply buried, where persistence may be favored or seeds might die quickly (Saatkamp et al.,
223 2011; Vázquez-Yanes and Orozco-Segovia, 1982; Venable and Brown, 1993). In their recent
224 comprehensive review, Long et al. (2015) propose a theoretical framework for describing seed

225 persistence on a continuous scale that attempts to encompass all scenarios by identifying a wide
226 range of explanatory variables affecting persistence times. They conceptualize this as a three-
227 dimensional space in which seed persistence is determined by the interacting dimensions of
228 exposure to persistence-limiting variables and traits conferring resistance to seed death or
229 germination. This paper has made a significant contribution to our understanding of seed
230 persistence and certainly provides a more robust approach to predicting seed persistence, but we
231 argue that the resistance-exposure model has some limitations. The first is that it does not
232 explicitly state that seed persistence estimates are specific to one set of conditions and cannot
233 be automatically extrapolated to other situations. Seeds are known to persist longer in certain
234 micro-sites compared to others, but this has not been given any consideration by Long et al.
235 (2015) and other models available. Secondly, Long et al. (2015) suggest that hypothetically, a
236 given trait promoting persistence might offset an environmental parameter that limits seed
237 persistence; consequently, the model might be erroneously interpreted as a simple trade-off
238 between two opposing processes. In reality, persistence-limiting variables rarely work in isolation:
239 the response of seeds to changes in these conditions is rarely linear, and these variables may
240 become irrelevant above or below key thresholds and/or change in severity depending on the
241 levels of exposure to other persistence-limiting conditions. Thirdly, Long et al.'s (2015) model
242 assumes that conditions identified as 'exposure' parameters will always limit persistence thereby
243 reducing seed survival relative to the maximum seed longevity identified under controlled
244 conditions. However, it is possible that persistence may be promoted by certain variables or traits
245 that in other circumstances might also curtail survival e.g. they provide the example of seed coat
246 toughness, which can promote longevity by protecting the internal tissues of the seed, but can
247 also be a barrier to successful germination when soil moisture is too low to allow the seed coat to
248 split and the cotyledons to emerge.

249 **Defining seed persistence as a continuum**

250 In advocating the description of seed persistence as a continuous variable, we support the use of
251 the unit recommended by Long et al (2015) - the time period over which 50% of a population of
252 seeds have persisted since maturation on the parent plant. This type of metric is typical for any
253 process which has the potential to last for time periods which are practically impossible to
254 measure e.g. the decay of radioactive substances is expressed as the 'radioactive half-life'. This
255 measure has also been used previously, e.g. mortality over time in seeds stored in gene-banks
256 (Pritchard and Dickie, 2003), and whilst representing an arbitrary threshold of 50% survival,
257 avoids the complications presented by the 'long tail' of seed persistence estimates resulting from
258 the extremely long persistence of a small proportion of a population. Although this might be
259 perceived as obscuring some of the variation that this review emphasizes as being important, this
260 is the only feasible way of conveying seed persistence times. Where persistence times are
261 reported, they should be linked to the conditions under which the persistence estimate was made
262 in order to determine whether variation in persistence exists and whether this can be linked to
263 particular explanatory variables.

264



265

266 Figure 1. Scenarios of seed viability as a percentage of initial viability of a sample of seeds over
267 time (year) from point of maturation (t_0). Horizontal dashed line refers to 50% mortality or
268 germination; vertical dashed lines denote time at which 50% mortality or germination occurs for
269 three samples of seeds.

270 Figure 1 demonstrates how the persistence time (time taken since maturation for 50% of the
271 population to die) can be assigned to three samples of seeds. This hypothetical scenario borrows
272 the sigmoidal curve identified in seed decay in storage conditions (Mead and Gray 1999). The
273 three samples might represent different species or populations of the same species, or might
274 represent samples from plants of the same species and population but in different microsites.
275 Mean persistence time to 50% mortality or germination may be expressed with an appropriate
276 measure of variance around the mean. Thus, a proportion of seeds belonging to a particular
277 species might persist only until the growing season commences and the seeds are exposed to
278 the correct conditions for dormancy-break and germination. A small proportion of seeds could end
279 up in different micro-sites (where conditions for dormancy-break and germination did not occur)
280 and persist for longer time periods. A relatively large variance around the mean of these
281 persistence times might indicate that persistence varied due to deterministic impacts of external
282 conditions or seed traits, or could be interpreted as evidence of stochastic variation in persistence
283 (see later sections of this article). Regardless of the magnitude of variance of persistence, and
284 the causal mechanisms underlying these patterns in seed survival, we intend to make it clear that
285 without such measures of seed persistence, we cannot hope to properly incorporate this crucial
286 plant trait alongside other indicators of plant response to their environment.

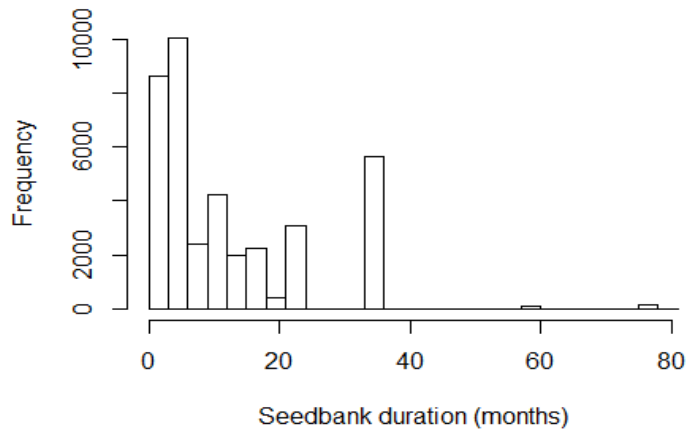
287 Many seed- and soil-related factors are variable both within sites and between years, and
288 therefore we concur with Long et al (2015) that there is a continuum of response with respect to
289 seed persistence. We also add that this response is variable both amongst and within species,
290 and that this requires the expression of seed persistence as a mean with associated variance,
291 but also that seed persistence is explicitly communicated as a response to a defined set of
292 conditions. We suggest that multivariate regression techniques are used to determine the relative
293 importance of different factors in explaining seed persistence such as (but not limited to) those
294 factors reviewed by Long et al (2015). The explicit link between seed persistence and the

295 surrounding environment allows extrapolation to other situations and can be incorporated into a
296 larger trait-level database. This would enable ecologists to confidently identify known persistence
297 times for species of interest, or failing this, identify species with similar traits and judge whether
298 estimates of seed persistence can be transferred and used in lieu of empirical data.

299 **The limited utility of seed persistence definitions in ecological research**

300 Whilst ecological research has failed to adequately incorporate seed persistence into theoretical
301 or empirical studies, ecologists are not entirely at fault because the existing literature on seed
302 persistence is surprisingly indiscriminate with regards to the endpoint of persistence – seed
303 persistence is defined as seed survival "from the time they reach maturity on the parent plant until
304 they germinate, are eaten or decayed, or age and die" (Long et al 2015). However, the distinction
305 between the two outcomes of germination *versus* seed death is critical to whether persistence is
306 contributing to population growth in the case of germination, or population decline if seeds die. If
307 certain conditions reliably cause death, seed banks could not contribute to maintaining or
308 increasing population growth rate and therefore fall outside of the species' niche. Conversely, a
309 germinated seed indicates that the individual plant has made it through the constraints of post-
310 dispersal survival to enter the regeneration phase, and has a chance to reproduce assuming that
311 the conditions characterising the niche at various subsequent life stages continues to be met. So
312 the current definition of persistence that ends with germination or seed death are of limited use
313 for ecological research because they allow persistence to be classified regardless of the outcome;
314 for example, the entirely opposing scenarios of 100% germination or 100% seed death within a
315 few years would both be classed as short-term persistent. Given that the relative proportion of
316 death or germination over the long-term defines whether the environment supports a source or
317 sink population, the conflation of seed death and germination is a major barrier to understanding
318 the niche of plants and consequently prevents the design of effective conservation management
319 programmes (Sutherland et al., 2006).

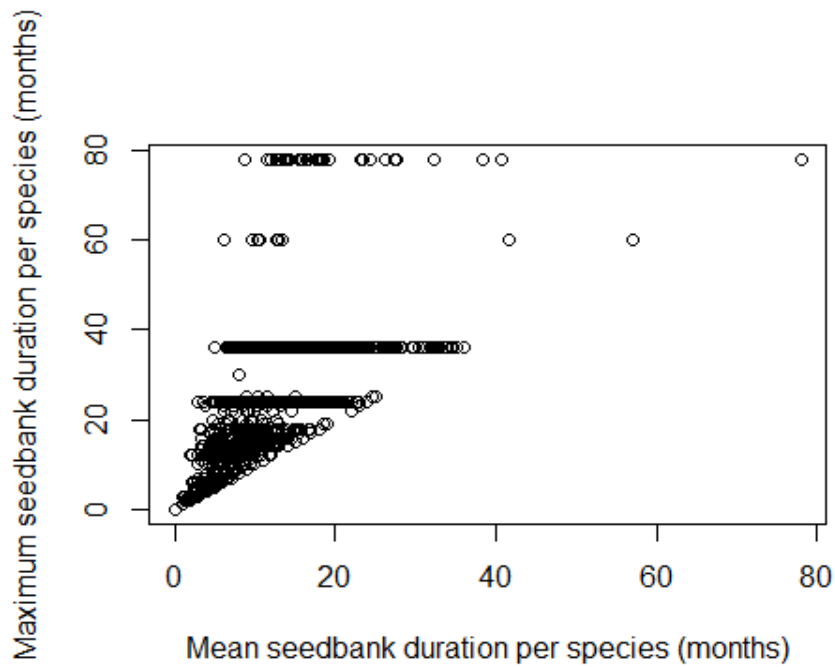
320 Determining whether seed persistence ends in death or germination also has implications for the
321 accuracy of estimations of persistence times. If a seed's existence in the soil ends with
322 germination, then the seed *may* have persisted for longer had suitable germination conditions not
323 arrived, and in this case, potential seed persistence until death will be underestimated. To
324 illustrate this point further, we highlight the seedbank duration data originally presented in the
325 LEDA Traitbase (Kleyer et al., 2008) and made available through the TRY Plant Trait Database
326 version 4.1 as Trait ID 2809 (Kattge et al., 2011). The complete dataset reported contains 38929
327 observations of seedbank duration (in months) for 1549 species (n varies from 1 to 439
328 observations per species; Figure 2). Each observation actually reports the time period after
329 dispersal or deliberate burial, to the point when seeds were sampled from the soil and successfully
330 germinated. The reporting of seedbank duration is potentially problematic because each reported
331 observation is the time at which the seeds were sampled and germinated, and not the potential
332 longevity of the seeds. There is no capacity to report sampling that did not result in germination,
333 i.e. the point at which seeds may all be dead. Whilst the LEDA and TRY databases provide
334 accompanying materials to explain this, it appears that errors of analysis and interpretation may
335 occur if researchers conflate this data with the accepted definition of seed persistence as ending
336 in germination or death. Figure 3 provides a visualisation of how these data might be
337 communicated – mean seedbank duration is the arithmetic mean of all observations per species
338 and maximum duration of the seedbank is the longest time period since seed burial reported for
339 each species. Mean seedbank duration is flawed because it implies an average survival when it
340 is actually the average time period for which seeds were buried and then dug up and germinated.
341 Maximum seedbank duration is more useful because it gives an indication of the potential seed
342 persistence, but cannot be linked to the many factors affecting seed survival detailed in this and
343 previous contributions (e.g. Long et al 2015). The reporting of seedbank duration as the point at
344 which seeds were deliberately germinated can confirm that the seedbank is still viable but cannot
345 convey for how much longer the seedbank might last.



346

347 Figure 2. Seedbank duration data (months) for all data as reported in the TRY Trait Database
 348 (Kattge et al. 2011)

349



350

351 Figure 3. Seedbank duration reported in the LEDA traitbase (and available through TRY
 352 database, see text for details) expressed as mean duration (months) per species against

353 maximum reported duration (months) for the same species. Replication varies considerably (n =
354 1 - 439 observations) per species.

355 The seedbank duration data presented in LEDA and TRY trait databases are an affirmation that
356 the seeds are still present and viable, but cannot convey actual persistence. This is akin to
357 measuring plant height regularly in the first few months-years of a plants life and expressing that
358 as the final plant height when actually the plant survives for many more years and attains heights
359 of 30 or 40 m. The difference of course is that we can see how tall a seedling might be by visual
360 comparison with mature examples surrounding it, but we can't see the seed bank or trace the age
361 without complicated methods (see above). Whilst seed researchers may recognise this problem
362 to be a property of the data necessitated by the methods available to us, the wider plant ecology
363 community might not, and would erroneously use these data with other traits to look at broader
364 ecological questions.

365 What is important is seed persistence until death, and what conditions cause death, because
366 these data allow us to build persistence decay curves that are tied to particular conditions. Whilst
367 monitoring seeds in their post-dispersal phase is extremely complicated, this does not mean that
368 measuring seed persistence is an impossible task. Although it is unfeasible to determine the
369 persistence ability of each seed dispersed from a plant, efforts should be channeled to understand
370 seed persistence at community level and comparisons on relevant ecosystems and co-existing
371 ability with other species.

372 **Niche theory and the importance of seed persistence**

373 Niche theory is around a century old (Wake et al., 2009) but producing accurate niche descriptions
374 has taken on renewed relevance with applications in niche modelling, evolutionary biology,
375 functional and community ecology, climate change science and paleoecology (Blonder, 2017). In
376 the following sections we aim to highlight different roles that seed persistence contributes in

377 improving niche descriptions of plants and moving ecological science further towards being a
378 predictive discipline.

379 **Seed persistence is necessary to define the metapopulation niche**

380 Where niche descriptions omit the role of seed banks in population persistence, the logical
381 outcome of temporary habitat unsuitability is population extinction, at least until immigration can
382 restore the population to that site. Whilst for animals this accurately explains metapopulation
383 dynamics, the description is inadequate for plants with a seed bank that can persist through
384 unsuitable growing conditions. Therefore, to describe the requirements of the entire
385 metapopulation, it is necessary to know the time periods over which seeds can typically persist in
386 different microhabitats in order to accurately define the species' or metapopulation niche.
387 Determining what is the appropriate time scale over which to describe the conditions required to
388 meet the species' niche draws parallels with Pulliam's (2000) theoretical treatment of spatial
389 dispersal: seed dispersal through space needs to be properly defined relative to the scale of
390 habitat patchiness to understand the difference between the realized and fundamental niches –
391 unoccupied suitable patches may be falsely assumed to be unsuitable unless dispersal limitation
392 is well-defined. Similarly, seeds may disperse through time by persisting in the soil but unless
393 the persistence time is long enough to coincide with suitable conditions for germination or growth,
394 the seeds will die. In other words, metapopulation niches have to be temporally- as well as
395 spatially-explicit to allow for proper predictions of metapopulation survival.

396 **Seed persistence has not been adequately integrated into population growth definitions**

397 Seed persistence has been incorporated in population growth models such as those by Chesson
398 (1994) which defined population growth of annual plant species as a function of environmental
399 suitability, and incorporated seed survival rate as the survival of seeds that do not germinate
400 during a defined time period over which the population growth rate was calculated. By

401 incorporating a temporal component, allowing for the existence of a seed bank and distinguishing
402 between seed death and germination Chesson's (1994) seed bank model presents our most
403 complete treatment of plant population dynamics. However, a number of refinements need to be
404 made to accurately represent the known properties of post-dispersal seed 'behaviour'.

405 Firstly, seed survival rate is assumed to be constant but this is likely to change depending on the
406 age of the seeds (Valleriani and Tielbörger, 2006), and will also change depending on
407 environmental conditions experienced by the seeds in the soil or other pressures impacting upon
408 seeds (see supplementary data). As long as the aboveground population's niche requirements
409 are met, the age of the seeds is apparently not important for understanding population survival,
410 but has significant implications where the vegetation fails to regenerate or recruit as seed
411 persistence will become the mechanism by which the population might recover. However, the
412 relative contribution of seeds from different cohorts is impossible to discern based purely on in-
413 soil abundance which is a measure often relied upon to describe the seed bank of a species, and
414 regular inputs will mask the relative contribution of seeds that are of older cohorts. Therefore, to
415 properly describe population growth, the survival of seeds of differing ages needs to be better
416 understood.

417 In situations where the aboveground vegetation has entirely died out, the shape of the survival
418 decay curve following the last input of seeds not only defines how long there might be a viable
419 seed bank, it also dictates whether it is likely that viable seeds will be present in enough numbers
420 to enable population recovery should suitable conditions return. Seed survival in *ex situ* storage
421 (i.e. in cool, dry conditions) generally follows a normally distributed sigmoid curve if all the seeds
422 in a sample are viable at the point of being stored (Mead and Gray, 1999). But *in situ* persistence
423 may vary and consequently, seed survival rates used in population projections must account for
424 a variability depending on the shape of the mortality curves and the abundance of seeds in the
425 soil relative to the last input of seeds from the parent plant community.

426 **Seed persistence contributes to both stochastic and deterministic components of the**
427 **niche**

428 We can safely assume that there are several, and possibly very many, parameters that determine
429 seed persistence. However, seed survival in the soil is not an entirely deterministic phenomenon
430 and drawing further on the parallels between temporal seed persistence and spatial propagule
431 dispersal suggests that there will be a strong stochastic component to seed persistence. As a
432 consequence of this stochasticity, it is tempting to disregard seed persistence as a critical part of
433 the species' niche especially given that seed persistence may be a weaker filter of population
434 survival compared to other life stages where deterministic niche requirements are narrower.
435 However, separating the proportion of seed persistence variability that is simply stochastic, from
436 that which is deterministic, is key to not only predict expected seed persistence, but also, the
437 typical *variation* in persistence times under specified conditions. The stochastic element of seed
438 survival in the soil has the potential to contribute to niche theory by forming a mechanism that
439 might acknowledge the roles of both deterministic niche theory and neutral theory in explaining
440 patterns of occurrence.

441 Another implication of the existence of stochasticity in seed persistence is the survival of the
442 metapopulation. Where several populations in a locality, a metapopulation, respond
443 deterministically to the same conditions, we might expect that these populations have a high level
444 of synchrony within scales that those deterministic variables operate (Liebhold et al., 2004).
445 Population synchrony is associated with higher extinction risk because events causing mortality
446 at landscape or regional scales are likely to affect all populations equally severely and leads to
447 loss of the metapopulation as a whole. Consequently, metapopulation survival is promoted by an
448 optimal level of asynchrony between subpopulations (Heino et al., 1997; Lande et al., 2003) and
449 given that seed persistence is potentially an important source of demographic stochasticity, it is
450 likely to contribute to avoiding local extinctions by reducing population synchrony.

451 Careful experimentation can uncover some of the explanatory variables of persistence but cannot
452 represent the many different influential conditions that seeds are subjected to. Additionally, study
453 duration is generally too short to encompass long persistence times. To address this constraint,
454 distinguishing deterministic from stochastic processes can be achieved by understanding if
455 species' distributions respond to environmental gradients, or if neutral models of stochastic
456 processes can be assumed to explain distribution patterns (Chase and Myers, 2011). Whilst
457 deterministic responses are either already described, or relatively easy to describe, for
458 aboveground vegetation, the response in terms of seed persistence relies on advances in
459 describing the seed persistence niche to discern where environmental tolerances lie and how they
460 might impact upon species response to environmental change.

461 **Applications and further research**

462 Understanding seed persistence in soil has many ecological applications, and thus, failure to
463 predict which species might persist in different microenvironments hampers our ability to model
464 population dynamics and manage focal species and communities. For example, inaccurate seed
465 persistence predictions may lead to i) misapplied and costly weed management, ii) the failure of
466 threatened species reintroductions in environments with high interannual variation where a seed
467 bank is key to survival, iii) the unanticipated release of an invasive species from regeneration
468 constraints, iv) the restoration of vegetation that is less diverse and functionally inferior than the
469 original community, and v) erroneous predictions of plant community response as climate change
470 progresses. Below we outline some practical suggestions that we hope to further the study of
471 seed persistence and integration of this important trait with other aspects of plant biology.

472 (1) Focus on species that are declining

473 Whilst it is impossible to describe the persistence ability of 350,000 angiosperm species, it is
474 pragmatic to prioritise which species should form the basis of study. Previous investigations have

475 estimated persistence ability of seeds for various purposes, not limited to, but including ecological
476 restoration, community ecology, threatened plant conservation, species distribution and
477 community co-existence, weed management, seed pathogens effect, seed loss via soil erosion,
478 responses to changes in flooding and the impacts of subterranean animals on soil seed banks.
479 These studies are essential, but we propose that estimating persistence of declining species
480 should be prioritized, especially those showing negative responses to recent climate change. A
481 decline in abundance indicates that the species no longer occupies its niche space, either for
482 germination or growth and/or the space of the realised niche has become smaller. This may have
483 resulted from changing climate, species competition, change in soil properties or seasonal
484 change. Targeting these species might inform the critical role of seed persistence in species that
485 are demonstrably vulnerable to environmental changes.

486 (2) Determine persistence using more than one method

487 Given that the methods available to estimate soil seed persistence carry limitations, a combined
488 approach tailored to the species in question is recommended. For example, if soil-core extraction
489 had shown that seeds of a particular species can be found at various depths, then artificially
490 burying the seeds to all the possible depths and estimating the viability is an appropriate method
491 for exploring persistence variation. The critical question of how long the artificial burial
492 experiments must be conducted requires careful thought. Current categorization of seed-banks
493 limits the duration of studies to 5 years, and experimental work typically reports this at one depth.
494 Our alternative suggestion of using various depths based on soil-core exhumation, informs the
495 longevity of seeds in the soil at different micro-climates occurring at different depths. Thus, efforts
496 should be channeled to bury the seeds for longer than 5 years to determine longevity with seed
497 extraction every 3 months during first two years and annually after that until 5 years and biannually
498 after that until 90% of the seeds have died or germinated. In addition to germination experiments,
499 methods such as tetrazolium test could be incorporated to distinguish whether the seeds have

500 died or remain viable. Also, we suggest burying seeds at several locations, as seeds can disperse
501 and consequently be exposed to different, and maybe even novel, micro-conditions.

502 (3) Distinguishing persistence and longevity of seeds in the soil

503 Although we acknowledge that proportions of germinating seed are often reported as affirmation
504 of survival to a specified time point, and in the best examples, viability testing is used to discern
505 mortality of seeds in the ungerminated proportion, there is still confusion with regards to the end
506 point of persistence that has the potential to make definitions unworkable. For example, in Long
507 et al (2015), seed persistence is defined as "The survival of seeds from the time they reach
508 maturity on the parent plant until they germinate, are eaten or decayed, or age and die." (see
509 Table 1, p.35 of Long et al. 2015). So whilst we know that seed ecologists do indeed know the
510 difference between seed death and germination, for seed traits to be incorporated into other
511 analyses, particularly large trait-based studies, we think that definitions need to be made more
512 specific. To this end, we recommend that seed persistence is reported with respect to a defined
513 end point, and this may be germination, predation or other destruction, whilst seed longevity is
514 reserved for persistence until death (whether this is in situ or ex situ).

515 (4) Incorporate seed traits into persistence estimation

516 Saatkamp et al. (2018) lists the following traits that contribute to persistence: seed size, seed
517 mass, germination speed, seed metabolic rate, serotiny, seed coat thickness, dispersal potential,
518 response to chemical cues, seed nutrient content, seasonality of seed release, seed coat
519 permeability, seed shape, seed defense, seed defenses, longevity. In addition to this, we note
520 that dispersal structures, ability to remain attached to covering structures, e.g. pods, ability to
521 withstand drying, i.e. orthodox or recalcitrant, germination requirement, e.g. light/dark or
522 appropriate temperature might also play crucial role in determining the entry and exit of seeds in
523 the soil. Incorporating these traits into persistence estimation could likely inform what species

524 might become extinct and appropriate conservation plans to be developed. To this end, the
525 literature on seed persistence contains some generalizable theories on what traits confer
526 persistence. For example, seeds with impermeable coats show higher ability to persist in soil,
527 whereas seeds that are desiccation-sensitive, i.e. recalcitrant germinate or die immediately after
528 dispersal and therefore persist in soil for a maximum of few months (Baskin and Baskin, 2014).
529 However, relationships between persistence and other seed traits are not so straightforward.
530 Thus, much information is required at community level and our knowledge gap raises further
531 questions that can be only answered with further studies:

- 532 (a) What are the additional seed traits that drive seed persistence?
- 533 (b) Do plants in different life-forms differ in seed persistence?
- 534 (c) Is there a relationship between ecosystem functioning and seed persistence
535 ability?
- 536 (d) What are the large-scale phylogenetic patterns of seed persistence?

537 **Concluding remarks**

538 Every aspect of climate, seed position, potential for dormancy, time since dispersal, pathogen
539 loadings, seed predation, seed morphology and soil characteristics can interact positively and
540 negatively to result in variation in seed persistence even amongst individuals of the same species.
541 For this reason, the factors influencing soil seed persistence can be conceptualized as a multi-
542 dimensional hyperspace similar to those constructed to describe a plant's niche, and the
543 awareness that different factors may shift in their relative importance depending on timing and
544 environment is similarly appropriate. When a particular species is studied by including all the seed
545 and soil related parameters that are known to affect persistence, it would become apparent that
546 a continuum of response might exist with all seeds germinating soon after dispersal in one set of
547 conditions and most seeds persisting for long time periods in another set of conditions. We
548 strongly recommend that these parameters are included in species-level niche descriptions and

549 that our insights into the importance of deterministic factors affecting persistence, and the
550 potential for demographic stochasticity to be introduced as a result of variable seed persistence,
551 are exposed to a wide spectrum of researchers of plant ecology. The inclusion of seed persistence
552 in niche descriptions will be an important step in moving ecology and niche theory from descriptive
553 to predictive (Gewin, 2006) over 100 years since niche concept emerged (Wake et al 2009), and
554 40 years since Grubb's inception of the regeneration niche (Grubb 1977). Given that our
555 environment is a dynamic and shifting system, categorizations of seed persistence cannot convey
556 the variation in response to a seed's environment and a more nuanced understanding of seed
557 persistence embracing our perception of soil seed survival as a 'continuum' is necessary to
558 understand and predict species and community response, and protect our ecological systems
559 under global environmental change.

560 **Conflict of interest**

561 None.

562 **Authors contribution**

563 GKJ and SED contributed equally to the development of ideas and writing. GB and JK maintain
564 TRY-database, provided the data for analysis presented in figures 2 and 3 and helped with
565 revision. We also sincerely thank two anonymous reviewers, especially one reviewer during
566 revision, for their constructive comments on an earlier version of the manuscript.

567 **Supplementary Data**

568 Table 1. Important factors known to affect the entry and exit of seeds in the soil.

569 **Acknowledgements**

570 Thanks to Ms. Xiao Qun for help in collecting the literature. Ms. Elise Fox provided valuable
571 suggestions for improving the manuscript. Financial support by National Science Foundation of

572 China (grant number: 3171101125) is gratefully acknowledged. The study has been supported
573 by the TRY initiative on plant traits (<http://www.try-db.org>). The TRY initiative and database is
574 hosted, developed and maintained by J. Kattge and G. Bönisch (Max Planck Institute for
575 Biogeochemistry, Jena, Germany). TRY is currently supported by DIVERSITAS/Future Earth and
576 the German Centre for Integrative Biodiversity Research (iDiv) Halle-Jena-Leipzig.

577 **References**

- 578
- 579 Bakker, J., Poschlod, P., Strykstra, R., Bekker, R., Thompson, K., 1996. Seed banks and seed
580 dispersal: important topics in restoration ecology. *Acta Botanica Neerlandica* 45, 461-490.
- 581 Bakker, J.P., 1989. *Nature management by grazing and cutting*. Kluwer Academic Publishers,
582 Dordrecht.
- 583 Baskin, C.C., Baskin, J.M., 2006. The natural history of soil seed banks of arable land. *Weed*
584 *Science* 54, 549-557.
- 585 Baskin, C.C., Baskin, J.M., 2014. *Seeds: Ecology, Biogeography and Evolution of Dormancy*
586 *and Germination*, Second ed. Elsevier, San Diego, USA.
- 587 Bekker, R., Bakker, J., Grandin, U., Kalamees, R., Milberg, P., Poschlod, P., Thompson, K.,
588 Willems, J., 1998. Seed size, shape and vertical distribution in the soil: indicators of seed
589 longevity. *Functional Ecology* 12, 834-842.
- 590 Benech-Arnold, R.L., Sánchez, R.A., Forcella, F., Kruk, B.C., Ghera, C.M., 2000.
591 Environmental control of dormancy in weed seed banks in soil. *Field Crops Research* 67, 105-
592 122.
- 593 Blonder, B., 2017. Hypervolume concepts in niche-and trait-based ecology. *Ecography* 26,
594 1071-1075.
- 595 Chambers, J.C., MacMahon, J.A., 1994. A day in the life of a seed: movements and fates of
596 seeds and their implications for natural and managed systems. *Annual review of Ecology and*
597 *Systematics* 25, 263-292.
- 598 Chase, J.M., Myers, J.A., 2011. Disentangling the importance of ecological niches from
599 stochastic processes across scales. *Philosophical Transactions of the Royal Society of London*
600 *B: Biological Sciences* 366, 2351-2363.
- 601 Chesson, P., 1994. Multispecies competition in variable environments. *Theoretical Population*
602 *Biology* 45, 227-276.
- 603 Cochrane, A., Yates, C.J., Hoyle, G.L., Nicotra, A.B., 2015. Will among-population variation in
604 seed traits improve the chance of species persistence under climate change? *Global Ecology*
605 *and Biogeography* 24, 12-24.
- 606 Csontos, P., Tamás, J., 2003. Comparisons of soil seed bank classification systems. *Seed*
607 *Science Research* 13, 101-111.
- 608 Gardarin, A., Dürr, C., Colbach, N., 2012. Modeling the dynamics and emergence of a
609 multispecies weed seed bank with species traits. *Ecological Modelling* 240, 123-138.
- 610 Gewin, V., 2006. Beyond neutrality—ecology finds its niche. *PLoS Biology* 4, e278.
- 611 Gremer, J.R., Venable, D.L., 2014. Bet hedging in desert winter annual plants: optimal
612 germination strategies in a variable environment. *Ecology Letters* 17, 380-387.
- 613 Grime, J., 1981. The role of seed dormancy in vegetation dynamics. *Annals of Applied Biology*
614 98, 555-558.
- 615 Grubb, P.J., 1977. The maintenance of species-richness in plant communities: the importance
616 of the regeneration niche. *Biological Reviews* 52, 107-145.

617 Hawkins, T.S., Baskin, J.M., Baskin, C.C., 2007. Seed morphology, germination phenology, and
618 capacity to form a seed bank in six herbaceous layer Apiaceae species of the Eastern
619 Deciduous Forest. *Castanea* 72, 8-14.

620 Heino, M., Kaitala, V., Ranta, E., Lindström, J., 1997. Synchronous dynamics and rates of
621 extinction in spatially structured populations. *Proceedings of the Royal Society of London B:*
622 *Biological Sciences* 264, 481-486.

623 Holt, R.D., 1990. The microevolutionary consequences of climate change. *Trends in Ecology*
624 *and Evolution* 5, 311-315.

625 Holzapfel, C., Tielbörger, K., Parag, H.A., Kigel, J., Sternberg, M., 2006. Annual plant–shrub
626 interactions along an aridity gradient. *Basic and Applied Ecology* 7, 268-279.

627 Jaganathan, G.K., Dalrymple, S.E., Liu, B., 2015. Towards an understanding of factors
628 controlling seed bank composition and longevity in the alpine environment. *The Botanical*
629 *Review* 81, 70-103.

630 Jiménez-Alfaro, B., Silveira, F.A., Fidelis, A., Poschlod, P., Commander, L.E., 2016. Seed
631 germination traits can contribute better to plant community ecology. *Journal of Vegetation*
632 *Science* 27, 637-645.

633 Kattge, J., Diaz, S., Lavorel, S., Prentice, I.C., Leadley, P., Bönisch, G., Garnier, E., Westoby,
634 M., Reich, P.B., Wright, I.J., 2011. TRY—a global database of plant traits. *Global Change*
635 *Biology* 17, 2905-2935.

636 Kleyer, M., Bekker, R., Knevel, I., Bakker, J., Thompson, K., Sonnenschein, M., Poschlod, P.,
637 Van Groenendael, J., Klimeš, L., Klimešová, J., 2008. The LEDA Traitbase: a database of life-
638 history traits of the Northwest European flora. *Journal of Ecology* 96, 1266-1274.

639 Lampei, C., Metz, J., Tielbörger, K., 2017. Clinal population divergence in an adaptive parental
640 environmental effect that adjusts seed banking. *New Phytologist* 214, 1230-1244.

641 Lande, R., Engen, S., Saether, B.-E., 2003. *Stochastic population dynamics in ecology and*
642 *conservation*. Oxford University Press on Demand.

643 Liebhold, A., Koenig, W.D., Bjørnstad, O.N., 2004. Spatial synchrony in population dynamics.
644 *Annual Review of Ecology Evolution and Systematics* 35, 467-490.

645 Long, R.L., Gorecki, M.J., Renton, M., Scott, J.K., Colville, L., Goggin, D.E., Commander, L.E.,
646 Westcott, D.A., Cherry, H., Finch-Savage, W.E., 2015. The ecophysiology of seed persistence:
647 a mechanistic view of the journey to germination or demise. *Biological Reviews* 90, 31-59.

648 Mead, A., Gray, D., 1999. Prediction of seed longevity: a modification of the shape of the Ellis
649 and Roberts seed survival curves. *Seed Science Research* 9, 63-73.

650 Petrú, M., Tielbörger, K., Belkin, R., Sternberg, M., Jeltsch, F., 2006. Life history variation in an
651 annual plant under two opposing environmental constraints along an aridity gradient. *Ecography*
652 29, 66-74.

653 Poschlod, P., Jackel, A., 1993. The dynamics of the generative diaspore bank of calcareous
654 grassland plants. 1. Seasonal dynamics of diaspore rain and diaspore bank in 2 calcareous
655 grassland sites of the subalpine-alb. *Flora* 188, 49-71.

656 Pritchard, H.W., Dickie, J.B., 2003. Predicting seed longevity: the use and abuse of seed
657 viability equations, in: Smith, R.D., Dickie, J.B., Linington, S.H., Pritchard, H.W., Probert, R.J.
658 (Eds.), *Seed conservation: turning science into practice*. Royal Botanic Gardens, Kew, London:
659 Royal Botanic Gardens, Kew, pp. 653-722.

660 Pulliam, H.R., 2000. On the relationship between niche and distribution. *Ecology letters* 3, 349-
661 361.

662 Roberts, H., 1981. Seed banks in soils. *Advances in Applied Biology* 6, 1-55.

663 Saatkamp, A., Affre, L., Baumberger, T., Dumas, P.-J., Gasmi, A., Gachet, S., Arène, F., 2011.
664 Soil depth detection by seeds and diurnally fluctuating temperatures: different dynamics in 10
665 annual plants. *Plant and Soil* 349, 331-340.

666 Saatkamp, A., Affre, L., Dutoit, T., Poschlod, P., 2009. The seed bank longevity index revisited:
667 limited reliability evident from a burial experiment and database analyses. *Annals of Botany* 104,
668 715-724.

669 Saatkamp, A., Cochrane, A., Commander, L., Guja, L.K., Jimenez-Alfaro, B., Larson, J., Nicotra,
670 A., Poschlod, P., Silveira, F.A., Cross, A.T., 2018. A research agenda for seed-trait functional
671 ecology. *New Phytologist*.

672 Sutherland, W.J., ARMSTRONG-BROWN, S., Armsworth, P.R., Tom, B., Brickland, J.,
673 Campbell, C.D., Chamberlain, D.E., Cooke, A.I., Dulvy, N.K., Dusic, N.R., 2006. The
674 identification of 100 ecological questions of high policy relevance in the UK. *Journal of Applied*
675 *Ecology* 43, 617-627.

676 Thompson, K., 2000. The functional ecology of soil seed banks, in: Fenner, M. (Ed.), *Seeds: the*
677 *ecology of regeneration in plant communities*. CABI pp. 215-235.

678 Thompson, K., Bakker, J.P., Bekker, R.M., 1997. *The soil seed banks of North West Europe:*
679 *methodology, density and longevity*. Cambridge Univ Pr.

680 Thompson, K., Grime, J.P., 1979. Seasonal variation in the seed banks of herbaceous species
681 in ten contrasting habitats. *The Journal of Ecology* 67, 893-921.

682 Valleriani, A., Tielbörger, K., 2006. Effect of age on germination of dormant seeds. *Theoretical*
683 *Population Biology* 70, 1-9.

684 Vázquez-Yanes, C., Orozco-Segovia, A., 1982. Seed germination of a tropical rain forest
685 pioneer tree (*Heliocarpus donnell-smithii*) in response to diurnal fluctuation of temperature.
686 *Physiologia Plantarum* 56, 295-298.

687 Venable, D., Brown, J., 1993. The population-dynamic functions of seed dispersal. *Vegetatio*
688 107, 31-55.

689 Venable, D.L., Brown, J.S., 1988. The selective interactions of dispersal, dormancy, and seed
690 size as adaptations for reducing risk in variable environments. *The American Naturalist* 131,
691 360-384.

692 Wake, D.B., Hadly, E.A., Ackerly, D.D., 2009. Biogeography, changing climates, and niche
693 evolution. *Proceedings of the National Academy of Sciences* 106, 19631-19636.

694 Walck, J.L., Baskin, J.M., Baskin, C.C., Hidayati, S.N., 2005. Defining transient and persistent
695 seed banks in species with pronounced seasonal dormancy and germination patterns. *Seed*
696 *Science Research* 15, 189-196.

697 Walck, J.L., Hidayati, S.N., Dixon, K.W., Thompson, K., Poschlod, P., 2011. Climate change
698 and plant regeneration from seed. *Global Change Biology* 17, 2145-2161.

699

700