

Research Article

Emergency Vehicle Dispatching and Redistribution in Highway Network Based on Bilevel Programming

Xiaohong Duan,¹ Shouxin Song,² and Jiandong Zhao¹

¹*School of Mechanical and Electronic Control Engineering, Beijing Jiaotong University, Beijing 100044, China*

²*School of Economics and Management, Beijing Jiaotong University, Beijing 100044, China*

Correspondence should be addressed to Xiaohong Duan; 12116350@bjtu.edu.cn

Received 11 March 2014; Revised 9 June 2014; Accepted 27 June 2014

Academic Editor: J. J. Judice

Copyright © 2015 Xiaohong Duan et al. This is an open access article distributed under the Creative Commons Attribution License, which permits unrestricted use, distribution, and reproduction in any medium, provided the original work is properly cited.

Response time is a key factor in the emergency vehicle dispatching problem. Because regional emergency vehicles are limited, vehicle gaps will be created in the rescue station after vehicles are dispatched to several accidents, which affects quick response to the subsequent incidents. To solve this problem, a bilevel programming model for emergency vehicle dispatching and redistribution is established, of which the optimal objectives are the shortest rescue time for current accidents and the shortest time for vehicle redistribution, and the key constraints are emergency vehicle requirements and accident time windows. In the precondition of effective rescue of current accidents, emergency vehicles are redistributed according to the potential risks in the rescue station coverage area. A bilevel shuffled frog leaping algorithm is proposed to solve the bilevel programming model. The dispatching results of examples show that the model conforms to dispatching decision rule and the bilevel shuffled frog leaping algorithm can resolve the bilevel programming model fast and efficiently.

1. Introduction

Traffic accidents pose a serious threat to the safety of people's life and property. Only in 2012, the number of death tolls in the road traffic accidents in China reached 59,997, and the direct economic loss was 1.175 billion yuan [1]. After traffic accidents, the completion of rescue within limited time can effectively reduce accident loss and prevent the matters from deteriorating and spreading. Emergency vehicle dispatching problem is the key to the emergency rescue. It is of crucial significance to study how to reasonably dispatch the limited vehicles to achieve an in time rescue.

At present, the study on emergency vehicle dispatching problem mainly focuses on dispatching model and dispatching algorithm. For dispatching model, Church and Roberts [2] formulated the relationship between the quality of service and the response time. The results show that the benefit of emergency rescue is proportional to incident response speed. Haghani and Oh [3] defined emergency resource dispatch

issue as a multicommodity and multimodal network flow problem with time window aiming for minimum transportation cost. Also a multiobjective model to solve the emergency materials dispatch problem was established. Carter et al. [4] advocated that if the future requirement was taken into consideration, it was not always the optimal strategy to dispatch the available vehicles nearest to the accident sites. With the use of Carter's thoughts for reference, Sherali and Subramanian [5] set up opportunity cost-based models, and vehicles were dispatched to handle the current accidents with taking into account opportunity cost of the rescue of the future incidents, thereby to minimize the overall costs of emergency rescue. Kolesar and Walker [6] put forward an idea of fire vehicles reposition. Vehicles that had not been distributed to the current accidents were repositioned, to reduce the future incident loss. In order to solve the issue that there will be regional vehicle gaps after emergency vehicles are dispatched out, Yang et al. [7] set up an emergency vehicle dispatching model. The model was targeted to minimize

the weighted sum of the travel time, to realize the optimal dispatching of emergency vehicles, and to redistribute the idle vehicles regarding the area coverage as constraints. Chai et al. [8] defined all the possible future incidents, such as traffic incident black spots and secondary incidents, as potential incidents. After analyzing their impact on emergency vehicle dispatching strategy, he improved the opportunity cost-based models. Jia et al. [9] and Zhao et al. [10] optimized opportunity cost-based models as well.

For dispatching algorithm, Ichoua et al. [11] used parallel tabu search heuristic to solve the vehicle dispatching models, respectively, based on static and dynamic parameters. With the use of ant colony optimization algorithm, Yi and Kumar [12] resolved the vehicle route construction problem and multicommodity dispatch problem in emergency rescue in two phases. Li et al. [13] designed a heuristic algorithm based on network optimization in graph theory and linear programming to solve the emergency dispatching model for multiresource and multiaccident problem. Zhang et al. [14] applied the improved ant colony algorithm to solve the most satisfying model of emergency resource dispatching.

According to the review of literature and the scholars, when modeling emergency vehicle dispatching problem, consider more about such factors as response time, time windows, and potential incidents. The vehicle redistribution method with area coverage constraints has been used to resolve the regional vehicle gaps in the process of the rescue. However, due to the differences of current accidents, vehicles, roads, and environments within each coverage area of the rescue station, the potential risks are different. In the situation of limited vehicles, it is more rational to regard the potential risks as a key factor for redistribution and preferentially guarantee the vehicle requirements of high risk areas. In view of the above and taking potential risks into consideration, we have set up the *multiobjective programming model of vehicle dispatching and redistribution based on shuffled frog leaping algorithm (SF-M)* in the previous work and solved the model with weight-based shuffled frog leaping algorithm [15]. But it is revealed at the same time that because of the different attributes of all the objectives, it is hard to determine the weight value scientifically and objectively. However, bilevel programming model can better describe the restrictive relation between the object in current accident rescue and the vehicle redistribution, thus guaranteeing the preferential decision-making power of the objective function of the first level and avoiding the objective weight successfully. Because of its inherent complexity, *bilevel programming problem (BLP)* has been proved to be a NP-hard problem. In addition, the *multiple-incident and multiple-response (MIMR)* emergency vehicle dispatching problems are large-scale variable problems, and heuristic algorithm is superior in solving this kind of problems [16–18]. Above all, with the aim to solve the emergency vehicle dispatching and redistribution problem in MIMR situation, this paper sets up a bilevel programming model of which the minimum time for the rescue of current accidents is the objective function of the first level and the minimum time for vehicle redistribution is the objective function of the second level, and then a bilevel shuffled frog leaping algorithm is put forward to solve the model.

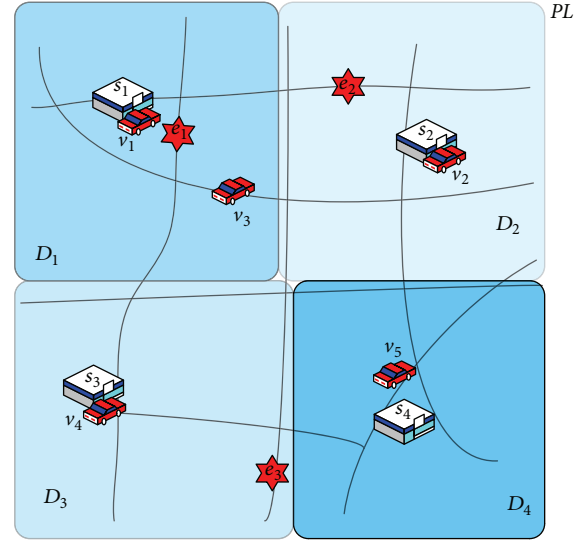


FIGURE 1: MIMR emergency vehicle dispatching problem.

2. Problem Statement

As shown in Figure 1, there are I ($I \geq 2$) rescue stations in the area PL. At a certain moment, J ($J \geq 2$) accidents occur at the same time, and the required number of vehicles at the accident site e_j ($e_j \in E$, $j = 1, 2, \dots, J$) is $N_j > 0$. The total number of emergency vehicles in the area PL is K , and $\sum N_j < K$. When there is coupling between current accidents and road network factors, it is easy to trigger potential incidents, which may result in new rescue requirements. The potential risks within the coverage area D_i of the rescue station s_i ($s_i \in S$, $i = 1, 2, \dots, I$) can be quantized as R_i [19]. In the precondition of guaranteeing the requirements of current accidents, vehicles should be redistributed according to R_i , thus to improve the overall rescue efficiency. Suppose that the potentially required number of vehicles within D_i is Q_i , while the travel time for the emergency vehicle v_k ($v_k \in V$, $k = 1, 2, \dots, K$) to arrive at the accident site e_j and the rescue station s_i is $t_{kj}^1 > 0$ and $t_{ki}^2 \geq 0$, respectively.

2.1. Soft Time Window Constraints. The time sensibility of emergency rescue requires that the emergency vehicle should arrive at the accident site within certain time window. If the earliest time t_{\min}^j spent by the vehicles to arrive at the accident site e_j is shorter than T_{\min}^j , then there may be opportunity cost for the vehicles to wait here, and the ability of evacuating the accident site will be influenced, so it should be punished with Ct_{\min}^j . If the latest time t_{\max}^j spent by the vehicles to arrive at the accident site e_j is longer than T_{\max}^j , then the rescue will be delayed, so it should be punished with Ct_{\max}^j . Consider the following:

$$Ct_{\min}^j = \alpha \times Ec_j^{-1}, \quad (1)$$

$$Ct_{\max}^j = \beta \times S_j, \quad (2)$$

Input: The population size F , the number of memplexes a , local search iterations It , global search iterations IT , the maximum step size D_{\max} , the accident's requirements N_j , the potential incident's requirements Q_i , the punishment for accident requirements Cn_j , the punishment for potential incident requirements Cq_i , the time window T_{\max}^j, T_{\min}^j , the punishment for the time window constraints Ct_{\max}^j, Ct_{\min}^j , the travel time t_{kj}^1, t_{ki}^2 .

Output: Process of optimization of $f_{\cdot}U(X)$, the optimal dispatching strategy.

Begin

(0.0) Parameter initialization;

(0.1) Initialize the position of frogs $X[m], m = 1, 2, \dots, F$ randomly;

(0.2) For $m = 1 : F$

(1.0) Substitute $x^1[m]$ into the second-level model, apply $SFLA_{\cdot}D$, and iterate with $f_{\cdot}D(X)$ as guidance until the optimal solution to the second-level model $x^{2*}[m]$ is obtained;

(1.1) Substitute $(x^1[m], x^{2*}[m])$ into the first-level model, calculate $f_{\cdot}U(X[m])$ of frog m .

End

(0.3) For $IT > 0$

(2.0) F frogs are ranked in descending order of the value $f_{\cdot}U(X[m])$, and record position of the best frog Px ;

(2.1) According to the formula (12), F frogs are distributed into a memplexes, each of which contains b frogs;

(2.2) For $l = 1 : a$

For $It > 0$

(3.0) Renew the position of the worst frog Pw according to the formula (13) and (14);

(3.1) If Step (3.0) fails to improve the $f_{\cdot}U(X)$ value of the worst frog, then replace the Pb in formula (13) with Px and renew the position of the worst frog;

(3.2) $It = It - 1$.

End

End

(2.3) Mix all the memplexes;

(2.4) $IT = IT - 1$.

End

(0.4) Output the optimal solution X and the performance function value $f_{\cdot}U(X)$, and the algorithm stops running.

End

ALGORITHM 1: Bilevel shuffled frog leaping algorithm for emergency vehicle dispatching problem.

where Ec_j and S_j stand for the evacuation ability of accident site e_j and accident severity and α and β are scale factors.

2.2. Vehicle Requirements Constraints. Emergency vehicles are limited, so they cannot completely satisfy the requirements of current accidents and potential incidents. If the vehicle requirements of the accident e_j cannot be satisfied, it should be punished with Cn_j , while if the vehicle requirements of potential incidents within D_i are not satisfied, it should be punished with Cq_i . Consider the following:

$$Cn_j = \theta \times S_j, \quad (3)$$

$$Cq_i = \chi \times R_i,$$

where R_i represents the potential risks within D_i and θ and χ are scale factors.

3. Mathematical Modeling

Bilevel programming originates from the game theory of Stackelberg about the market economy [20]. In the BLP model, the leader should make decisions at first to make its

objective function as optimal as possible, while the follower should judge to make the second level objective function as optimal as possible according to the decisions of the leader. Based on the bilevel programming, the emergency vehicle dispatching and redistribution model can be formulated as follows:

$$\begin{aligned} \min \quad F = & \sum_j \sum_k t_{kj}^1 \times x_{kj}^1 + \sum_j Cn_j \times y_j + \sum_i Cq_i \times \gamma_i \\ & + \sum_j Ct_{\min}^j \times z_j + \sum_j Ct_{\max}^j \times w_j, \end{aligned} \quad (4)$$

$$\text{s.t.} \quad N_j - \sum_k x_{kj}^1 \leq M \times y_j, \quad \forall e_j \in E, \quad (5)$$

$$Q_i - \sum_k x_{ki}^2 \leq M \times \gamma_i, \quad \forall s_i \in S, \quad (6)$$

$$\begin{aligned} t_{\max}^j - T_{\max}^j \leq M \times w_j, \quad t_{\max}^j = \max \{x_{kj}^1 \times t_{kj}^1\}, \\ \forall e_j \in E, \end{aligned} \quad (7)$$

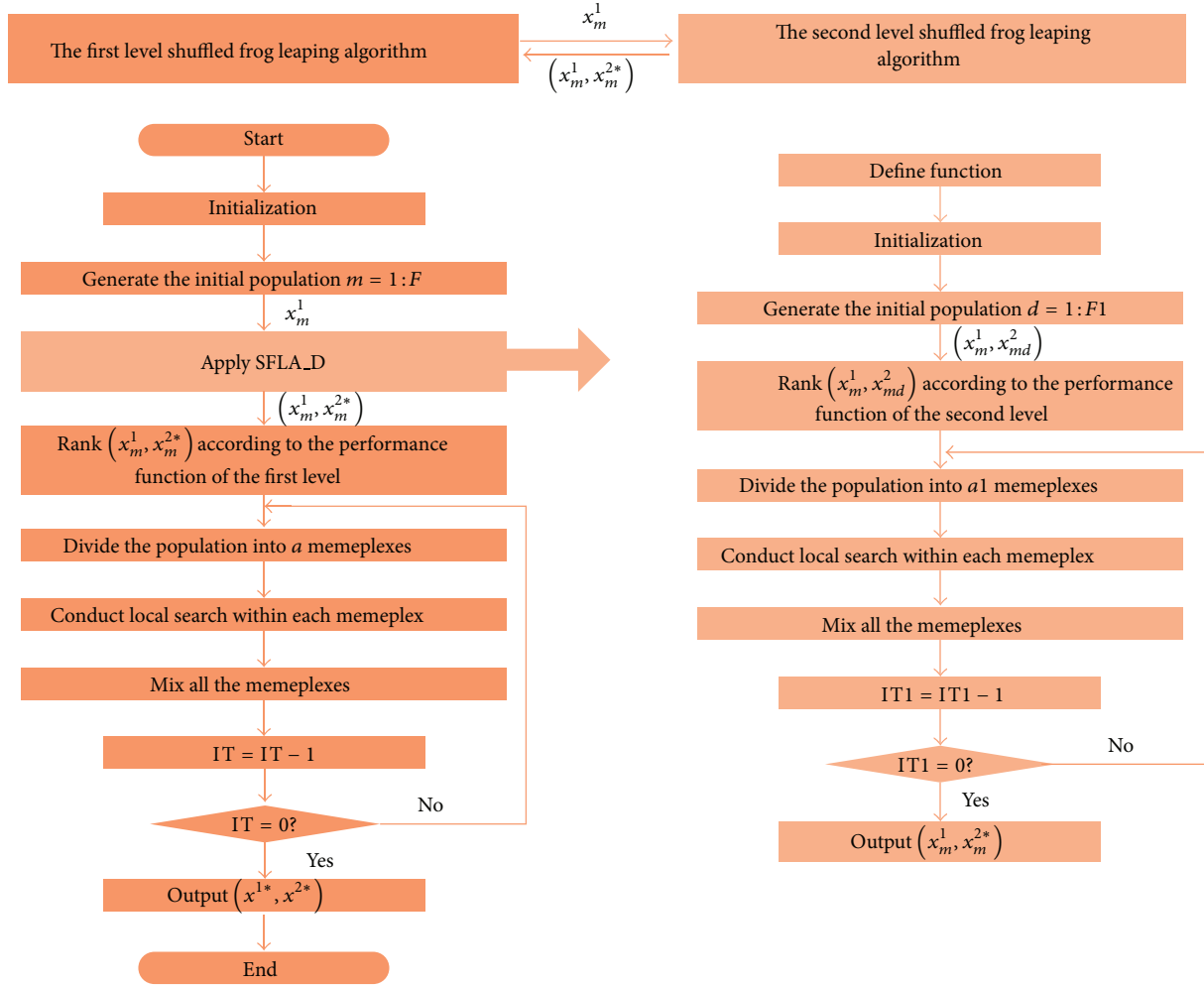


FIGURE 2: The principle of bilevel shuffled frog leaping algorithm.

$$T_{\min}^j - t_{\min}^j \leq M \times z_j, \quad t_{\min}^j = \min \{x_{kj}^1 \times t_{kj}^1\}, \quad \forall e_j \in E, \quad (8)$$

$$\min \quad f = \sum_i \sum_k t_{ki}^2 \times x_{ki}^2, \quad (9)$$

$$\text{s.t.} \quad g(x_{kj}^1, x_{ki}^2) = \sum_j x_{kj}^1 + \sum_i x_{ki}^2 - 1, \quad \forall v_k \in V, \quad (10)$$

$$g(x_{kj}^1, x_{ki}^2) = 0. \quad (11)$$

Formula (4) is the objective function of the first level. With respect to the significance of response time in emergency rescue, while taking into consideration the analysis of the above mentioned problem constraints, the total travel time of vehicles and punishment of unmet key constraints are minimized by the first-level objective function.

Formula (5) is the vehicle requirements constraints for current accidents. If the vehicle requirements of the accident

e_j cannot be satisfied, then $y_j = 1$, otherwise $y_j = 0$. M is a huge constant.

Formula (6) is the vehicle requirements constraints for potential incidents. If the vehicle requirements of potential incidents within D_i are not satisfied, then $\gamma_i = 1$, otherwise $\gamma_i = 0$.

Formulas (7) and (8) are soft time window constraints. If the latest time t_{\max}^j spent by the vehicles to arrive at the accident site e_j is longer than T_{\max}^j , $w_j = 1$, otherwise $w_j = 0$. If the earliest time t_{\min}^j spent by the vehicles to arrive at the accident site e_j is shorter than T_{\min}^j , $z_j = 1$, otherwise $z_j = 0$.

Formula (9) is the objective function of the second level. It minimizes the travel time for vehicle redistribution.

Formulas (10) and (11) are constraints for the state of the vehicle. If the vehicle v_k is dispatched to accident e_j , then the decision variable $x_{kj}^1 = 1$, else $x_{kj}^1 = 0$. If the vehicle v_k is redistributed to station s_i , then the decision variable $x_{ki}^2 = 1$, else $x_{ki}^2 = 0$. The vehicle v_k can only be in one of two states.

TABLE 1: The value of accident severity.

Accident level	Description of the accident			Accident severity
	Death toll	The number of serious injuries (SI)	The number of slight injuries	
Minor accident				
Situation 1	—	—	1-2	40
Situation 2	—	—	—	
Ordinary accident				
Situation 1	—	1-2	—	60
Situation 2	—	—	≥3	
Situation 3	—	—	—	
Major accident				
Situation 1	1-2	—	—	80
Situation 2	—	3 ≤ SI < 10	—	
Situation 3	—	—	—	
Extraserious accident				
Situation 1	≥3	—	—	100
Situation 2	—	≥11	—	
Situation 3	1	≥8	—	
Situation 4	2	≥5	—	
Situation 5	—	—	—	

4. Solution Method for the Vehicle Dispatching Model Based on Bilevel Shuffled Frog Leaping Algorithm

Shuffled frog leaping algorithm (SFLA) is a relatively new memetic metaheuristic algorithm which was firstly applied to water distribution problem by Eusuff and Lansey in 2003 [21]. It combines the advantages of *particle swarm optimization algorithm (PSO)* and *shuffled complex evolution algorithm (SCE)* and has been proved to have a good performance in convergence speed and solution precision [22]. The algorithm simulates the process during which the frog population seeks for food; the frog population is divided into some memeplexes. Frogs within each memeplex perform local search through information interchange. After a while, all the memeplexes will be mixed together to make the information exchanged within the whole population.

The mathematical model of shuffled frog leaping algorithm is as follows.

(1) *Initialization.* Algorithm population P is made up of F frogs. The position $X_m = [x_m^1, \dots, x_m^n]^T$, $m = 1, 2, \dots, F$ of each frog represents a feasible decision vector. Each decision vector corresponds to a performance function value $f(X_m)$ related to the optimization objectives.

(2) *Ranking and Grouping.* F frogs are ranked in descending order of performance function value. In addition, according

to the formula (12), they are distributed into a memeplexes, each of which contains b frogs. Consider the following:

$$M_o = \{X_{o+a(l-1)} \in P \mid 1 \leq l \leq b\} \quad (1 \leq o \leq a). \quad (12)$$

(3) *Local Search.* According to the formulas (13) and (14), the worst frog's position Pw in each memeplex is renewed along with the best frog's position Pb in the memeplex or the best frog's position Px in the population until the specified iterative times It are completed. Consider the following:

$$D_s = \begin{cases} \text{MIN} [\text{INT} (r \times (Pb - Pw)), D_{\max}], Pb - Pw \geq 0 \\ \text{MAX} [\text{INT} (r \times (Pb - Pw)), -D_{\max}], Pb - Pw < 0 \end{cases} \quad (13)$$

$$\text{new } Pw = \text{old } Pw + D_s, \quad (14)$$

where r is a random number and $r \in [0, 1]$. D_s means the adjustment vector of the frog individual. D_{\max} represents the maximum adjustment step size vector.

(4) *Mixing and Global Search.* All the memeplexes, which have completed local search, are mixed again. After ranking, it is feasible to implement the next grouping and local search for the specified iterative times IT .

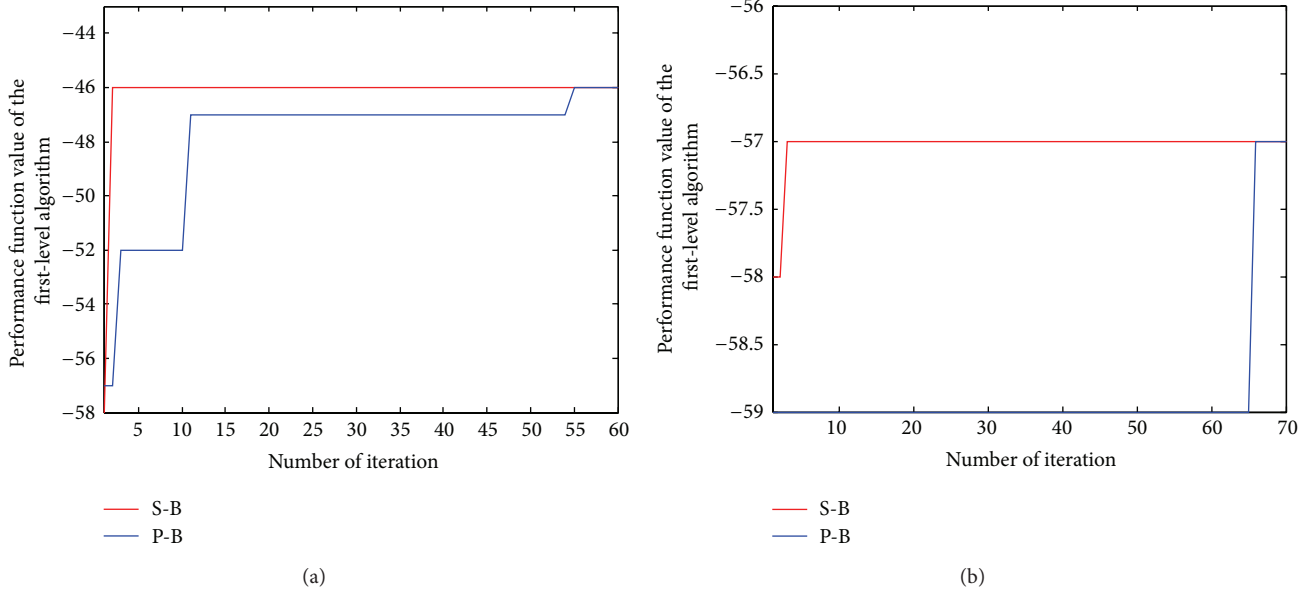


FIGURE 3: (a) Evolutionary processes of the first level algorithm in example I. (b) Evolutionary processes of the first level algorithm in example II.

TABLE 2: Punishment for time window constraints.

The number of affected lanes	The evacuation ability	Ct_{\min}^j
1	8	12.5
2	6	16.7
3	4	25
>3	2	50

4.1. The Bilevel Shuffled Frog Leaping Algorithm. For the proposed emergency vehicle dispatching and redistribution model, the decision vector of the first level $x^1, x^1 \in \{0, 1\}^{K \times J}$ consists of the elements $x_{kj}^1, k = 1, 2, \dots, K, j = 1, 2, \dots, J$, and the decision vector of the second level $x^2, x^2 \in \{0, 1\}^{K \times I}$ consists of the elements $x_{ki}^2, k = 1, 2, \dots, K, i = 1, 2, \dots, I$. In order to solve this model, some sets are defined as follows.

Definition 1. The search space of emergency vehicle dispatching and redistribution model is as follows:

$$\Omega = \{(x^1, x^2) \mid x^1 \in \{0, 1\}^{K \times J}, x^2 \in \{0, 1\}^{K \times I}\}. \quad (15)$$

Definition 2. Constrained set of emergency vehicle dispatching and redistribution model is as follows:

$$S = \{(x^1, x^2) \in \Omega \mid g(x_{kj}^1, x_{ki}^2) = 0\}. \quad (16)$$

Definition 3. The decision set allowed by the first level model is as follows:

$$T = \{x^1 \mid (x^1, x^2) \in S\}. \quad (17)$$

Definition 4. For any $x^1 \in T$, the feasible set of the second level model is as follows:

$$S(x^1) = \{x^2 \mid (x^1, x^2) \in S\}. \quad (18)$$

Definition 5. For any $x^1 \in T$, the rational reaction set of the second level model is as follows:

$$M(x^1) = \{x^2 \mid x^2 \in \arg \min [f(x^1, x^2) \mid x^2 \in S(x^1)]\}. \quad (19)$$

Definition 6. The feasible solution set of the emergency vehicle dispatching and redistribution model is as follows:

$$D = \{(x^1, x^2) \mid (x^1, x^2) \in S, x^2 \in M(x^1)\}. \quad (20)$$

A kind of hierarchical structure is designed for bilevel shuffled frog leaping algorithm. The structure integrates two basic shuffled frog leaping algorithm models, SFLA_U and SFLA_D, which are, respectively, used to solve the first-level and the second-level optimization problems.

The algorithm follows the decision rule of bilevel programming problems: The SFLA_U randomly generates F decision vectors X_m ($m = 1, 2, \dots, F$) in searching space Ω . X_m consists of x_m^1 ($m = 1, 2, \dots, F$) and x_m^2 ($m = 1, 2, \dots, F$). For each x_m^1 , the SFLA_D regards it as parameter and makes decisions freely within $S(x_m^1)$, to obtain the optimum reaction $x_m^{2*} \in M(x_m^1)$. Taking (x_m^1, x_m^{2*}) as parameter, the SFLA_U obtains the optimal solution (x^{1*}, x^{2*}) in line with its own objectives. The principle of the bilevel shuffled frog leaping algorithm is as shown in Figure 2.

4.2. Encoding and Decoding. The working object of shuffled frog leaping algorithm is integer vector, so it is necessary to encode it according to the features of decision variables. The decision variables of the bilevel programming model in this paper are 0-1 numerical variables x_{kj}^1 and x_{ki}^2 , which, respectively, express whether the vehicle should be dispatched to accident sites and whether they should be redistributed

TABLE 3: Accident parameters.

e_j	Example number	N_j	S_j	Ec_j	T_{\max}^j	T_{\min}^j	α	β	θ	Cn_j	Ct_{\max}^j	Ct_{\min}^j
e_1	I	2	60	4	15	5				60	60	25
	II	1	40	8	10	0				40	40	12.5
e_2	I	1	40	8	8	0	100	1	1	40	40	12.5
	II	1	60	6	20	10				60	60	16.7
e_3	I	—	—	—	—	—				—	—	—
	II	1	80	4	15	6				80	80	25

TABLE 4: Rescue station parameters.

s_i	Example number	Q_i	R_i	χ	Cq_i
s_1	I		25		25
	II		21		21
s_2	I		22		22
	II	1	24	1	24
s_3	I		17		17
	II		27		27
s_4	I		10		10
	II		10		10

TABLE 5: Travel time matrix.

Example number	e_1	e_2	e_3	s_1	s_2	s_3	s_4	
v_1	I	8	10	—	0	10	5	14
	II	6	8	12				
v_2	I	12	6	—	10	0	12	8
	II	12	8	14				
v_3	I	6	12	—	11	11	6	14
	II	7	13	13				
v_4	I	7	15	—	13	12	0	9
	II	9	16	7				
v_5	I	13	10	—	16	6	15	5
	II	15	14	9				

to rescue stations. In order to make them better suitable for shuffled frog leap frog algorithm, decision variables are converted to integer variable x_k . x_k represents the dispatching strategy of the k th ($k = 1, \dots, K$) vehicle, and each vehicle can go to one of the accident sites e_1, e_2, \dots, e_j and the rescue stations s_1, s_2, \dots, s_I . The feasible set of x_k is $\{1, 2, \dots, J, J + 1, \dots, J + I\}$. In this case, the encoding of frog position can be expressed with a row vector matrix. Consider the following:

$$X(m, :) = [x_{m,1}, x_{m,2}, \dots, x_{m,k}, \dots, x_{m,K}], \quad k = 1, \dots, K. \quad (21)$$

After calculating and obtaining the value of x_k , they should be decoded in the reverse way of encoding.

The process of encoding and decoding can be expressed as in

$$\begin{matrix}
 v_1 \\
 v_2 \\
 v_3 \\
 v_4 \\
 \vdots \\
 v_k \\
 \vdots \\
 v_K
 \end{matrix}
 \begin{matrix}
 e_1 & e_2 & e_3 & \cdots & e_j & \cdots & e_j & s_1 & s_2 & s_3 & \cdots & s_i & \cdots & s_I \\
 \left[\begin{array}{cccccccccccccccc}
 0 & 1 & 0 & \cdots & 0 & \cdots & 0 & 0 & 0 & 0 & \cdots & 0 & \cdots & 0 \\
 1 & 0 & 0 & \cdots & 0 & \cdots & 0 & 0 & 0 & 0 & \cdots & 0 & \cdots & 0 \\
 0 & 0 & 0 & \cdots & 1 & \cdots & 0 & 0 & 0 & 0 & \cdots & 0 & \cdots & 0 \\
 0 & 0 & 0 & \cdots & 0 & \cdots & 0 & 0 & 0 & 0 & \cdots & 1 & \cdots & 0 \\
 \vdots & \vdots & \vdots & \vdots & \vdots & \vdots & \vdots & \vdots & \vdots & \vdots & \vdots & \vdots & \vdots & \vdots \\
 0 & 0 & 0 & \cdots & 0 & \cdots & 0 & 1 & 0 & 0 & \cdots & 0 & \cdots & 0 \\
 \vdots & \vdots & \vdots & \vdots & \vdots & \vdots & \vdots & \vdots & \vdots & \vdots & \vdots & \vdots & \vdots & \vdots \\
 0 & 0 & 0 & \cdots & 0 & \cdots & 0 & 0 & 0 & 0 & \cdots & 0 & \cdots & 1
 \end{array} \right]
 \end{matrix}$$

$$\begin{matrix}
 \text{encoding} \\
 \rightleftharpoons \\
 \text{decoding}
 \end{matrix}
 \begin{matrix}
 x_1 & x_2 & x_3 & x_4 & \cdots & x_k & \cdots & x_K \\
 \hline
 2 & 1 & j & J+i & \cdots & J+1 & \cdots & J+I
 \end{matrix}
 \quad (22)$$

4.3. Performance Function. Performance value is the symbol of measuring the individual advantages and disadvantages, as well as the power driving the evolution of frog population. Just as the objective function, the performance function of the first-level and second-level algorithm is $f_U(X)$ and $f_D(X)$, respectively. Consider the following:

$$\begin{aligned}
 f_U(X) = & -\sum_j \sum_k t_{kj}^1 \times x_{kj}^1 - \sum_j Cn_j \times \max \left\{ 0, N_j - \sum_k x_{kj}^1 \right\} \\
 & - \sum_i Cq_i \times \max \left\{ 0, Q_i - \sum_k x_{ki}^2 \right\} \\
 & - \sum_j Ct_{\min}^j \times \max \left\{ 0, T_{\min}^j - t_{\min}^j \right\} \\
 & - \sum_j Ct_{\max}^j \times \max \left\{ 0, t_{\max}^j - T_{\max}^j \right\}, \\
 f_D(X) = & -\sum_i \sum_k t_{ki}^2 \times x_{ki}^2.
 \end{aligned} \quad (23)$$

The accident severity S_j is divided into four levels by referring to the country's division of road traffic accident severity, and the value of accident severity is shown in Table 1.

In order to guarantee that the requirements of current accidents are satisfied firstly, the scale factors θ and χ of (3) are selected, and the accident punishment Cn_j and potential

TABLE 6: Selection of parameters of S-B.

Example number	F	a	It	IT	D_{\max} [1, 5]	$F1$	$a1$	It1	IT1	$D1_{\max}$ [1, 5]
I	300	20	15	5	[6, ..., 6]	150	15	10	5	[6, ..., 6]
II	500	25	20	5	[7, ..., 7]	150	15	10	5	[7, ..., 7]

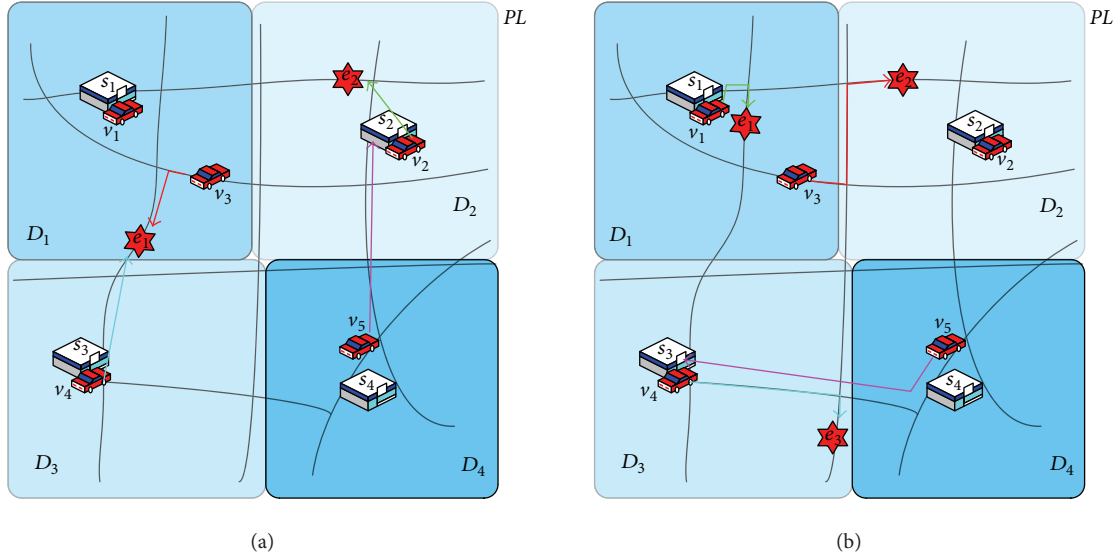


FIGURE 4: (a) The optimal dispatching and redistribution strategy of example I. (b) The optimal dispatching and redistribution strategy of example II.

incidents punishment Cq_i should satisfy the following conditions:

$$\min \{Cn_j\} > \max \{Cq_i\}. \quad (24)$$

According to the number of lanes affected by traffic accident, the evacuation ability Ec_j is divided into four levels; let the scale factor in (1) $\alpha = 100$; Ct_{\min}^j is shown in Table 2.

4.4. Process of the Algorithm. The bilevel shuffled frog leaping algorithm for emergency vehicle dispatching problem initializes the vehicle dispatching strategy on the basis of the encoding method. The frog population of each level is guided by the performance function to evolve constantly. The variables transmit between the first level and the second level populations, and the performance functions finally converge at the best dispatching strategy. The process is shown in Algorithm 1.

5. Illustrative Examples

In order to demonstrate the efficacy of *vehicle dispatching and redistribution model based on bilevel shuffled frog-leaping algorithm (S-B-M)*, two illustrative examples with different parameters were used. Tables 3, 4, and 5 list the parameters of examples.

S-B-M was used to find the optimum dispatching and redistribution strategy. Then S-B-M was compared with SF-M established in our previous study [15], and S-B algorithm was compared with *bilevel particle swarm optimization (P-B)* presented by Zhao et al. [16]. After some testing, the S-B algorithm parameters were defined as Table 6.

After ten runs, the best solutions found in previous studies and that were obtained by using S-B-M are summarized in Table 7. Figure 3 shows the evolutionary processes of the first level SFLA and PSO.

(1) *Result Analysis of Example I.* The best solution obtained by using S-B-M was [3, 2, 1, 1, 4] compared to [1, 2, 1, 5, 4] for SF-M. We decoded these two solutions and listed the corresponding optimum strategies in Table 8 for comparison.

The optimal total rescue time for current accidents calculated by S-B-M was 19 min and was 1 min shorter than that of SF-M. It was in conformity with the objective function for the current accidents rescue. The total punishment for unmet the requirements of potential incidents calculated by S-B-M was 8 shorter than that of SF-M. That is to say, through emergency vehicle redistribution, S-B-M met the requirements in the area exposed to higher risks in priority. It was also in accordance with the objective function of emergency vehicle dispatching and redistribution problem.

(2) *Result Analysis of Example II.* The best solution obtained by using S-B-M was [1, 5, 2, 3, 6] compared to [1, 5, 2, 6, 3]

TABLE 7: The best solutions of examples.

Example number	The optimal value of the objective function		The optimal value of the first-level objective function		The optimal value of the second-level objective function		The optimal solution		The average number of iterations		The average evolution time (s)		Success rate (%) in ten runs	
	SF-M	P-B	S-B-M	P-B	S-B-M	P-B	S-B-M	P-B	S-B	P-B	S-B	P-B	S-B	P-B
I	53		46		11		3, 2, 1, 1, 4	1, 2, 1, 5, 4	4.3	30.4	7.43	21.82	90	40
II	59		57		15		1, 5, 2, 3, 6	1, 5, 2, 6, 3	5.2	43.2	13.12	43.05	80	50

TABLE 8: The comparison of two optimum strategies of example I obtained by using S-B-M and SF-M.

	The optimal solution	The optimal dispatching and redistribution strategy	Total rescue time for current accidents (min)	Total punishment for the time window constraints	Total punishment for current accidents requirements	Total punishment for potential incidents requirements	Total time for vehicle redistribution (min)
S-B-M	[3, 2, 1, 1, 4]	$v_1 \rightarrow s_1,$ $v_2 \rightarrow e_2,$ $v_3 \rightarrow e_1,$ $v_4 \rightarrow e_1,$ $v_5 \rightarrow s_2$	19	0	0	27	6
SF-M	[1, 2, 1, 5, 4]	$v_1 \rightarrow e_1,$ $v_2 \rightarrow e_2,$ $v_3 \rightarrow e_1,$ $v_4 \rightarrow s_3,$ $v_5 \rightarrow s_2$	20	0	0	35	6

TABLE 9: The comparison of two optimum strategies of example II obtained by using S-B-M and SF-M.

	The optimal solution	The optimal dispatching and redistribution strategy	Total rescue time for current accidents (min)	Total punishment for the time window constraints	Total punishment for current accidents requirements	Total punishment for potential incidents requirements	Total time for vehicle redistribution (min)
S-B-M	[1, 5, 2, 3, 6]	$v_1 \rightarrow e_1,$ $v_2 \rightarrow s_2,$ $v_3 \rightarrow e_2,$ $v_4 \rightarrow e_3,$ $v_5 \rightarrow s_3$	26	0	0	31	15
SF-M	[1, 5, 2, 6, 3]	$v_1 \rightarrow e_1,$ $v_2 \rightarrow s_2,$ $v_3 \rightarrow e_2,$ $v_4 \rightarrow s_3,$ $v_5 \rightarrow e_3$	28	0	0	31	0

for SF-M. We decoded these two solutions and listed the corresponding optimum strategies in Table 9 for comparison.

The optimal total time for vehicle redistribution calculated by S-B-M was longer than that of SF-M. However, the total rescue time for current accidents obtained by using S-B-M was 2 min shorter than that of SF-M. It agreed with the objective function that emergency vehicles were redistributed in the premise of prompt rescue for current accidents. The further analysis of the solution of S-B-M implied the following.

- The travel times t_{11}^1 , t_{32}^1 , and t_{43}^1 for vehicles to arrive at accidents were 6 min, 13 min, and 7 min. The time window of accidents e_1 , e_2 , and e_3 was $[0, 10]$, $[10, 20]$, and $[6, 15]$. t_{11}^1 , t_{32}^1 , and t_{43}^1 were all within their time window, and they were close to the lower limit of the time window, which was in accordance with the first-level objective function (the shortest travel time).
- After the vehicle requirements of current accidents e_1 , e_2 , and e_3 were satisfied, the strategy firstly ensured that the rescue stations s_2 and s_3 with higher risks were redistributed with vehicles, and then vehicles were specifically redistributed according to the objective function of the second level (the shortest travel

time for the redistributed vehicles). For instance, aiming at the shortest travel time for the redistributed vehicles, idle vehicle v_5 should be redistributed to the rescue station s_4 , but the potential risk R_3 was higher than R_4 . As a result, vehicle v_5 was redistributed to the rescue station s_3 .

- The first-level objective function (the shortest vehicle travel time) was optimized earlier than the second-level objective function (the shortest travel time for the redistributed vehicles).

From the above analysis, S-B-M was more appropriate to the decision rule of emergency dispatching and redistribution than SF-M. The optimal dispatching and redistribution strategies are shown in Figure 4.

(3) *Performance Analysis of S-B Algorithm.* The solutions obtained by using S-B were equivalent to results obtained by using P-B. However, S-B found the optimal solution more quickly than P-B. The optimum solution of the example I was found in the average of 4.3 iterations using S-B compared to 30.4 iterations required by P-B, and it was found in the average of 7.43 s evolution time using S-B compared to 21.82 s evolution time for P-B. The optimum solution of

the example II was found in the average of 5.2 iterations using S-B compared to 43.2 iterations required by P-B, and it was found in the average of 13.12 s evolution time using S-B compared to 43.05 s evolution time for P-B.

Success rate in ten runs of example I was 90% using S-B compared to 40% for P-B, and that of example II was 80% using S-B compared to 50% for P-B. Therefore, S-B algorithm preceded P-B algorithm in realizing the optimal resolution for the bilevel programming mode.

6. Conclusion

After the accidents, emergency vehicles should be dispatched to perform effective emergency rescue, and they should also be redistributed according to the potential risks of the coverage area of rescue station, thus to shorten the response time for future incidents. In this paper, we analyze the key constraints and relevant punishments, of vehicle dispatching and redistribution problem, and quantify the punishment coefficient in levels. Then we point out that the emergency vehicle dispatching and redistribution problem is a bilevel programming problem, as a result of which S-B-M is established to solve the problem. Then the efficacy of S-B-M was tested by solving two illustrative examples. The results imply the following. (1) S-B-M is more compatible for solving the issue of emergency vehicle dispatching and redistribution than SF-M. (2) According to the optimized order of the emergency vehicle dispatching and redistribution problem, S-B-M optimizes the total rescue time for current accidents firstly, then the idle emergency vehicles are redistributed to the rescue station with higher potential risks, and then the travel time of the redistributed vehicles is optimized. (3) The shuffled frog leaping algorithm designed on the basis of the bilevel programming decision rule can solve the emergency vehicle dispatching model well. S-B finds the optimal solutions faster than P-B.

Conflict of Interests

The authors declare that there is no conflict of interests regarding the publication of this paper.

Acknowledgment

This work is supported by “the Fundamental Research Funds for the Central Universities” (2014YJS110).

References

- [1] Traffic Management Research Institute of the Ministry of Public Security, *The People's Republic of China Road Traffic Accident Statistics: 2012*, Traffic Management Research Institute of the Ministry of Public Security, Beijing, China, 2013.
- [2] R. L. Church and K. L. Roberts, “Generalized coverage models and public facility location,” *Papers of the Regional Science Association*, vol. 53, no. 1, pp. 117–135, 1983.
- [3] A. Haghani and S. C. Oh, “Formulation and solution of a multi-commodity, multi-modal network flow model for disaster relief operations,” *Transportation Research A*, vol. 30, no. 3, pp. 231–250, 1996.
- [4] G. M. Carter, J. M. Chaiken, and E. Ignall, “Response areas for two emergency units,” *Operations Research*, vol. 20, pp. 571–594, 1972.
- [5] H. D. Sherali and S. Subramanian, “Opportunity cost-based models for traffic incident response problems,” *Journal of Transportation Engineering*, vol. 125, no. 3, pp. 176–185, 1999.
- [6] P. Kolesar and W. E. Walker, “An algorithm for the dynamic relocation of fire companies,” *Operations Research*, vol. 22, no. 2, pp. 249–274, 1974.
- [7] S. Yang, M. Hamedi, and A. Haghani, “Online dispatching and routing model for emergency vehicles with area coverage constraints,” *Transportation Research Record*, no. 1923, pp. 1–8, 2005.
- [8] G. Chai, C. Zhu, S. Wan, and J. Pu, “Decision model and algorithm for traffic rescue resource dispatching on expressway,” *Journal of Southeast University*, vol. 25, no. 2, pp. 252–256, 2009.
- [9] C. Jia, Z. Lin, and Y. Song, “Research on emergency resource dispatching model based on cost-benefit analysis,” *Systems Engineering Procedia*, vol. 5, pp. 295–300, 2012.
- [10] J. Zhao, X. Duan, L. Zhang, X. Sun, and Q. Zhao, “Traffic emergency resources dispatch based on opportunity cost method with GA-BP optimization model,” *Advances in Information Sciences and Service Sciences*, vol. 5, no. 9, pp. 301–309, 2013.
- [11] S. Ichoua, M. Gendreau, and J. Potvin, “Vehicle dispatching with time-dependent travel times,” *European Journal of Operational Research*, vol. 144, no. 2, pp. 379–396, 2003.
- [12] W. Yi and A. Kumar, “Ant colony optimization for disaster relief operations,” *Transportation Research Part E: Logistics and Transportation Review*, vol. 43, no. 6, pp. 660–672, 2007.
- [13] J. Li, J.-H. Zhang, and D.-L. Zhu, “Multi-resource emergency scheduling model and algorithm in disaster chain,” *System Engineering Theory & Practice*, vol. 31, no. 3, pp. 488–495, 2011.
- [14] Y.-F. Zhang, J.-M. He, Y. Sun, and X.-D. Liu, “Ant colony algorithm for emergency resource scheduling problem with random route time,” *Statistics and Decision*, vol. 15, pp. 40–43, 2011.
- [15] X. Duan, S. Song, J. Zhao, and C. Li, “Emergency vehicle dispatching based on shuffled frog leaping algorithm,” *Journal of Computational Information Systems*, vol. 9, no. 24, pp. 9875–9884, 2013.
- [16] Z. Zhao, X. Gu, and T. Li, “Particle swarm optimization for Bi-level programming problem,” *System Engineering Theory and Practice*, vol. 27, no. 8, pp. 92–98, 2007.
- [17] M. R. Sierra, C. Mencia, and R. Varela, “Optimally scheduling a job-shop with operators and total flow time minimization,” *Advances in Artificial Intelligence*, vol. 7023, pp. 193–202, 2011.
- [18] M. Dai, D. Tang, K. Zheng, and Q. Cai, “An improved genetic-simulated annealing algorithm based on a hormone modulation mechanism for a flexible flow-shop scheduling problem,” *Advances in Mechanical Engineering*, vol. 2013, Article ID 124903, 13 pages, 2013.
- [19] N. Jiang, *The Research on Traffic Safety Emergency Management System Based on Risk Coupling*, School of Management, Wuhan University of Technology, Wuhan, China, 2011.
- [20] H. V. Stackelberg, *The Theory of the Market Economy*, Oxford University Press, Oxford, UK, 1952.

- [21] M. M. Eusuff and K. E. Lansey, "Optimization of water distribution network design using the shuffled frog leaping algorithm," *Journal of Water Resources Planning and Management*, vol. 129, no. 3, pp. 210–225, 2003.
- [22] E. Elbeltagi, T. Hegazy, and D. Grierson, "Comparison among five evolutionary-based optimization algorithms," *Advanced Engineering Informatics*, vol. 19, no. 1, pp. 43–53, 2005.



Hindawi

Submit your manuscripts at
<http://www.hindawi.com>

