

Letter

On the calculation of normal modes of a coupled ice-shelf/sub-ice-shelf cavity system

A corrected solution method is presented for a mathematical model of wave motions in a coupled ice-shelf/sub-ice-shelf water-cavity system. The method is used to calculate the periods of the system's normal modes, and the longest periods are shown to be significantly larger than those calculated using an existing method containing errors. Highly accurate approximations of the normal-mode periods are obtained for a model involving a single non-spectral physical parameter – the shelf/cavity length.

Recently, it has been recognised that long, tsunami or infragravity (IG) waves generated by storms at distant continental coasts occasionally impact Antarctic ice shelves and ice tongues, to an extent that enhance iceberg calving. Although the ice thickness and the depth of the underlying sea water cavity are hundreds of metres, they are substantially less than incoming tsunami or IG wavelengths of several kilometres or more and a shelf length of tens to hundreds of kilometres. Sergienko (2013) sought the so-called normal modes of an ice-shelf/sub-ice-shelf water-cavity system, i.e. the resonant standing waves that can be excited at certain periods/frequencies, using a one-dimensional thin-plate/shallow-water model, for a uniform shelf (constant thickness and material properties) and shallow-water cavity of constant depth. However, her solution method contained a fundamental error in the complex roots of the dispersion relation that significantly simplified calculation of the normal modes.

This letter corrects the expressions for the complex roots of the dispersion relation, and outlines a solution method for the more complicated resulting system of equations. The corrections are shown to significantly increase the longest periods of the normal modes, but to have small impacts on shorter periods. Further, a non-dimensionalisation is used to reduce the material properties of the shelf and cavity and their vertical dimensions, to a single parameter, which reveals that the only non-spectral physical parameter necessary to calculate the normal modes is the length of the shelf/cavity.

Following Sergienko (2013), the shelf is assumed to be of length L and uniform thickness $h \ll L$, and the cavity beneath it of uniform depth H . The coordinate x is used to denote horizontal locations along the shelf/cavity, with its origin set to coincide with the seaward end of the shelf and $x = -L$ denoting the landward end.

Under the usual assumptions of linear water-wave theory, the water velocity field in the cavity is defined as the gradient of a scalar potential function Φ . As the wavelengths are assumed to be far greater than the water depth and the wave steepness to be small, the potential satisfies the linear shallow-water equation

$$\frac{\partial^2 \Phi}{\partial x^2} = -\frac{1}{H} \frac{\partial \eta}{\partial t}, \quad (1)$$

where $\eta(x, t)$ is the elevation of the water surface, t denotes time and $\Phi = \Phi(x, t)$. Sergienko (2013) applied no-flux conditions at the ends of the cavity

$$\frac{\partial \Phi}{\partial x} = 0 \quad \text{at } x = -L, 0, \quad (2)$$

where the condition at the landward end, $x = -L$, implies no penetration through the solid boundary and the condition at the seaward end, $x = 0$, implies motions in the shelf–cavity system that are trapped/resonant.

Assuming the shelf and water remain in contact at all points $x \in (-L, 0)$ and at all times during the motion, η denotes the vertical displacements of the lower surface of the shelf. As the shelf is assumed to be thin with respect to its length and the wavelengths, Sergienko (2013) modelled the shelf as a thin elastic plate, meaning its strain field can be determined from the displacement function satisfying

$$D \frac{\partial^4 \eta}{\partial x^4} + \rho_i h \frac{\partial^2 \eta}{\partial t^2} + \rho_w g \eta = -\rho_w \frac{\partial \Phi}{\partial t}. \quad (3)$$

Here $g \approx 9.81 \text{ m s}^{-2}$ is the constant of gravitational acceleration, $\rho_w \approx 1024 \text{ kg m}^{-3}$ and ρ_i are water and ice densities, respectively, and $D = Eh^3/\{12(1 - \nu^2)\}$ is the flexural rigidity of the shelf, where E is its effective Young's modulus and $\nu \approx 0.33$ its Poisson's ratio. The right-hand side denotes pressure forcing due to water motion in the cavity. The shelf is clamped at its landward end via the conditions

$$\eta = 0 \quad \text{and} \quad \frac{\partial \eta}{\partial x} = 0 \quad \text{at } x = -L, \quad (4a)$$

and free at its seaward end, with conditions

$$\frac{\partial^2 \eta}{\partial x^2} = 0 \quad \text{and} \quad \frac{\partial^3 \eta}{\partial x^3} = 0 \quad \text{at } x = 0. \quad (4b)$$

A non-dimensionalisation is applied (similar to that of Fox, 2001), by defining non-dimensional spatial and temporal coordinates as, respectively,

$$\hat{x} = \frac{x}{L_c} \quad \text{and} \quad \hat{t} = \frac{t}{t_c}, \quad (5)$$

where

$$L_c = \sqrt[4]{\frac{D}{\rho_w g}} \quad \text{and} \quad t_c = \sqrt{\frac{\rho_w L_c^6}{DH}}, \quad (6)$$

are the characteristic length and time, respectively. This normalises the wave speed to unity, since

$$\hat{c} = \frac{ct_c}{L_c} = \sqrt{\frac{gHt_c^2}{L_c^2}} = \sqrt{\frac{\rho_w g H L_c^4}{DH}} = 1. \quad (7)$$

Non-dimensional versions of (1) and (3) are combined into a single governing equation for motion of the coupled shelf–cavity system, by eliminating the displacement function, to

give

$$\frac{\partial^6 \Phi}{\partial x^6} - \frac{\partial^2 \Phi}{\partial t^2} + \frac{\partial^2 \Phi}{\partial x^2} + M \frac{\partial^4 \Phi}{\partial t^2 \partial x^2} = 0 \quad \text{for } x \in (-L, 0). \quad (8)$$

The hat notation has been dropped for clarity, on the understanding that x , t , L and Φ are non-dimensional during presentation of the solution methods. Equation (8) depends on the single parameter

$$M = \frac{\rho_i h H}{\rho_w L_c^2}, \quad (9)$$

where $M \ll 1$ typically.

Time-harmonic solutions of (8) are sought with (non-dimensional) angular frequency ω , by writing

$$\Phi = \text{Re}\{X(x) \exp(-i\omega t)\}, \quad (10)$$

where $\text{Re}\{\bullet\}$ denotes the real part of the included function. Equation (8) becomes

$$\frac{d^6 X}{dx^6} + (1 - M\omega^2) \frac{d^2 X}{dx^2} + \omega^2 X = 0, \quad (11)$$

with associated boundary conditions

$$\frac{\partial X}{\partial x} = 0, \quad \frac{\partial^2 X}{\partial x^2} = 0 \quad \text{and} \quad \frac{\partial^3 X}{\partial x^3} = 0 \quad \text{at } x = -L, \quad (12a)$$

and

$$\frac{\partial X}{\partial x} = 0, \quad \frac{\partial^4 X}{\partial x^4} = 0 \quad \text{and} \quad \frac{\partial^5 X}{\partial x^5} = 0 \quad \text{at } x = 0, \quad (12b)$$

derived from non-dimensional versions of (2) and (4). The problem is to determine the positive eigenfrequencies $\omega = \omega_1, \omega_2, \dots > 0$ and corresponding eigenfunctions $X(x) = X_1(x), X_2(x), \dots$ for which non-trivial solutions of (11) and (12) exist. The problem is self-adjoint, meaning the eigenfrequencies are real-valued; this can be shown formally by applying the Rayleigh quotient to the variational form of the problem. The eigenfrequencies are indexed in ascending order $\omega_1 < \omega_2 < \dots$, noting the model is valid for low frequencies only.

Sergienko (2013) sought solutions of (11) of the form $\exp(\pm i\alpha x)$, where the wavenumber $\alpha(\omega)$ is such that $\beta = \alpha^2$ satisfies the dispersion relation

$$\beta^3 + p(\omega)\beta + q(\omega) = 0, \quad (13)$$

where

$$p = 1 - M\omega^2 \quad \text{and} \quad q = -\omega^2. \quad (14)$$

Focusing on the low-frequency/long-wave regime, the coefficient $p > 0$, meaning the depressed cubic (13) has a unique positive real root

$$\beta(u_0) = u_0 - \frac{p}{3u_0} \equiv \beta_0, \quad (15)$$

where u_0 is the real root u of

$$u = \left(-\frac{q}{2} - \sqrt{\frac{p^3}{27} + \frac{q^2}{4}} \right)^{1/3}. \quad (16)$$

The corresponding real wavenumber is $\alpha_0 = \sqrt{\beta_0} > 0$, with the positive branch of the square-root chosen, so that $\exp(+i\alpha_0 x)$ is a rightward-propagating wave and $\exp(-i\alpha_0 x)$ is a leftward-propagating wave. The remaining two roots of (13) are denoted $\beta = \beta_{\pm 1}$. They are complex-valued and such that $\beta_1 = \overline{\beta_{-1}}$, where the overbar denotes complex conjugation. (Cubic (13) has three real roots for frequencies high enough that $p < 0$, although this is outside the regime of model validity.)

Sergienko (2013) assumed the complex roots $\beta_{\pm 1}$ are equal to the products of the real root β_0 and the complex cube roots of unity, i.e.

$$\beta_{\pm 1} = \beta_0 e^{\pm 2i\pi/3} = \left(-\frac{1}{2} \pm \frac{i\sqrt{3}}{2} \right) \beta_0. \quad (17)$$

The corresponding complex-valued wavenumbers are

$$\alpha_{\pm 1} = \sqrt{\beta_{\pm 1}} = \sqrt{\beta_0} e^{\pm i\pi/3} = \left(\frac{1}{2} \pm \frac{i\sqrt{3}}{2} \right) \alpha_0, \quad (18)$$

where branches of the square-root are chosen such that $\text{Re}\{\alpha_{\pm 1}\} > 0$. The imaginary components of wavenumbers $\alpha_{\pm 1}$ cause the associated waves to grow/decay along the coupled shelf/cavity system.

Sergienko (2013) therefore expressed the general solution of (11) in a form equivalent to

$$X(x; \alpha_0) = \sum_{\pm} \left\{ C_{-1}^{(\pm)} e^{\pm i((1/2) - (i\sqrt{3}/2)\alpha_0 x)} + C_0^{(\pm)} e^{\pm i\alpha_0 x} + C_1^{(\pm)} e^{\pm i((1/2) + (i\sqrt{3}/2)\alpha_0 x)} \right\}, \quad (19)$$

where the $C_n^{(\pm)}$ ($n = -1, 0, 1$) are amplitudes. She proceeded to substitute (19) into boundary conditions (12a) and (12b) to produce a system of six homogeneous linear equations for the six amplitudes, in which the coefficients depend on the scaled wavenumber $\gamma = \alpha_0 L$ only, rendering it analogous to seeking normal modes of a vibrating string. Non-trivial solutions were obtained by calculating numerically the countable infinity of values $\gamma = \gamma_n$ ($n = 1, 2, \dots$) for which the determinant of the system equals zero. The normal modes of the problem are $\Phi_n = \text{Re}\{X_n(x) \exp(-i\omega_n t)\}$ ($n = 1, 2, \dots$), where X_n and ω_n are the eigenfunction and frequency corresponding to γ_n , with $X_n(x) = X(x; \alpha_0 = \gamma_n/L)$, and ω_n calculated numerically from (15) and (16) for $\beta_0 = (\gamma_n/L)^2$, once the physical parameters are specified.

Assumption (17) is incorrect – in general, the roots of the depressed cubic (13) cannot be expressed in terms of a single parameter, as Sergienko (2013) did using β_0 . Instead, the complex roots are $\beta_{\pm 1} \equiv \beta(u_{\pm 1})$, where $u_{\pm 1}$ are the two complex solutions of (16)

$$u = u_{\pm 1} = u_0 \exp\left(\frac{\pm 2\pi i}{3}\right), \quad (20)$$

so that

$$\beta_{\pm 1} = -\frac{1}{2}\beta_0 \mp \frac{i\sqrt{3}}{2} \left(u_0 + \frac{p}{3u_0} \right). \quad (21)$$

Roots $\beta_{\pm 1}$ differ from those used by Sergienko (2013), (17), in their imaginary parts – the components that induce the associated waves to grow/decay – but, fundamentally,

depend on the physical parameters (M and L) and spectral parameter (ω) through u_0 and p , in addition to β_0 .

Figure 1 shows the imaginary part of β_{+1} used by Sergienko (2013) and used here, as a function of non-dimensional frequency ω , for $M = 0.0162$. In the low-frequency limit, $\omega \rightarrow 0$, Sergienko (2013)'s $\text{Im}(\beta_{+1})$ vanishes, as it is proportional to $\beta_0 \rightarrow 0$ as $\omega \rightarrow 0$. In comparison, the imaginary part of β_{+1} given by (21) tends to unity in the low-frequency limit. As the frequency increases, the $\text{Im}(\beta_{+1})$ s get closer to one another, because the $p/3u_0$ term begins to dominate over the u_0 term.

Using the corrected imaginary roots, the general solution becomes

$$X(x) = \sum_{\pm} \left\{ C_{-1}^{(\pm)} e^{\pm i\alpha_{-1}x} + C_0^{(\pm)} e^{\pm i\alpha_0x} + C_1^{(\pm)} e^{\pm i\alpha_1x} \right\}. \quad (22)$$

The wavenumbers

$$\alpha_{\pm 1} = \sqrt{\beta_{\pm 1}} = A(\cos(\psi) \pm i \sin(\psi)), \quad (23)$$

where

$$A = \sqrt[4]{\beta_0^2 + p} \quad \text{and} \quad \psi = \arctan\left(\frac{\sqrt{3}(p + 3u_0^2)}{p - 3u_0^2}\right), \quad (24)$$

with branches chosen such that $\text{Re}\{\alpha_{\pm 1}\} > 0$ and $\pm \text{Im}\{\alpha_{\pm 1}\} > 0$. Thus, the corrected wavenumbers differ from those of Sergienko (2013) in both real (wavelength) and imaginary (growth/decay rate) components.

Figure 2 shows the real and imaginary parts of α_{+1} used by Sergienko (2013) and used here, as functions of non-dimensional frequency ω , for $M = 0.0162$. Similarly to $\text{Im}(\beta_{+1})$, in the low-frequency limit, Sergienko (2013)'s $\text{Re}(\alpha_{+1})$ and $\text{Im}(\alpha_{+1})$ vanish and the corrected values tend to a non-zero limit, and as frequency increases the corresponding values move closer together.

Substituting general solution (22) into boundary conditions (12a) and (12b) produces a system of six homogeneous linear equations for the six amplitudes, as in Sergienko (2013). This is expressed in matrix form as

$$\mathbf{A}\mathbf{c} = \mathbf{0}, \quad (25)$$

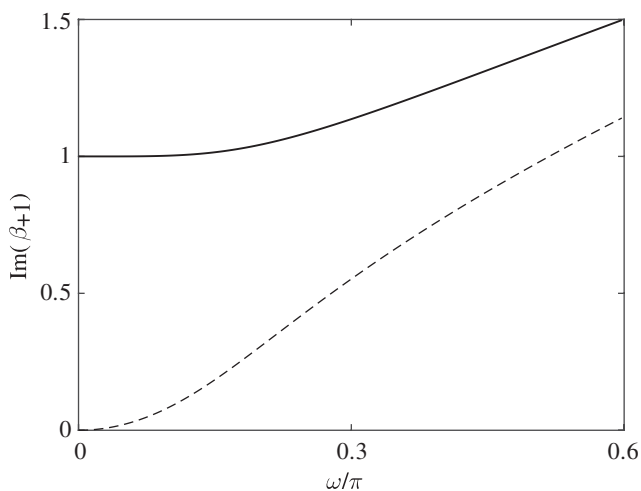


Fig. 1. Imaginary part of complex root β_{+1} , as used by Sergienko (2013) (dashed line) and used here (solid line), given by (17) and (21), respectively, as a function of non-dimensional angular frequency for $M = 0.0162$.

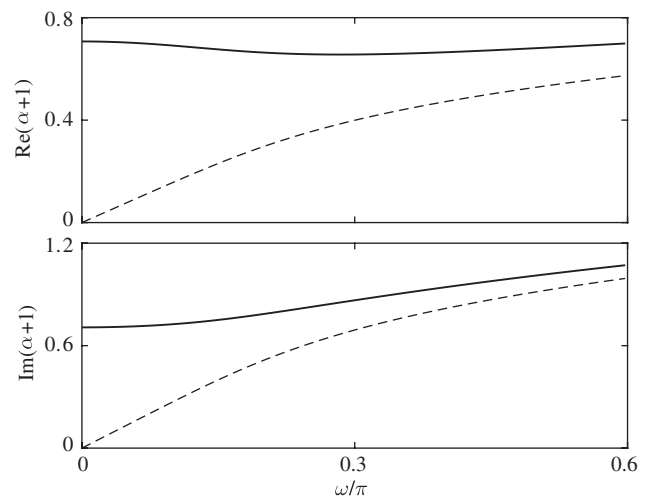


Fig. 2. Real and imaginary parts of complex wavenumber α_{+1} , as used by Sergienko (2013) (dashed line) and used here (solid line), given by (18) and (23), respectively, as a function of non-dimensional angular frequency for $M = 0.0162$.

where the 6×6 matrix

$$\{\mathbf{A}\}_{ij} = (-i\alpha_{j-2})^i \exp(i\alpha_{j-2}L), \quad (26a)$$

$$\{\mathbf{A}\}_{i,3+j} = (i\alpha_{j-2})^i \exp(-i\alpha_{j-2}L), \quad (26b)$$

for $i, j = 1, 2, 3$,

$$\{\mathbf{A}\}_{4,j} = -\alpha_{j-2}, \quad \{\mathbf{A}\}_{4,3+j} = \alpha_{j-2} \quad (26c)$$

for $j = 1, 2, 3$,

$$\{\mathbf{A}\}_{4+i,j} = (-i\alpha_{j-2})^{3+i}, \quad (26d)$$

and

$$\{\mathbf{A}\}_{4+i,3+j} = (i\alpha_{j-2})^{3+i}, \quad (26e)$$

for $i = 1, 2$ and $j = 1, 2, 3$, contains the coefficients of the system, the vector

$$\mathbf{c} = [C_{-1}^{(-)}, C_0^{(-)}, C_1^{(-)}, C_{-1}^{(+)}, C_0^{(+)}, C_1^{(+)}]^T \quad (27)$$

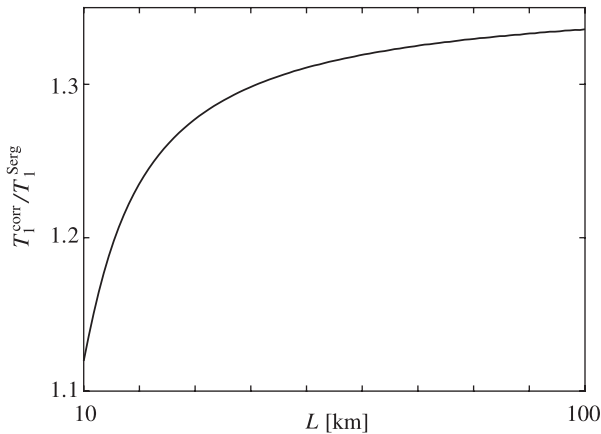
contains the amplitudes, and $\mathbf{0}$ is a column vector of length 6 containing zeros.

The coefficients contained in \mathbf{A} depend on three scaled wavenumbers $\alpha_n L$ ($n = -1, 0, 1$), which are related to one another by their dependencies on the three physical/spectral parameters M , L and ω , thus making it impractical to seek zeros of the determinant in terms of them. Alternatively, the coefficients are considered to depend on the physical parameters M and L , and squared spectral parameter ω^2 , with values $\omega^2 = \varphi_n$ ($n = 1, 2, \dots$) calculated at which the determinant of the system vanishes for specified M and L . The eigenfrequencies are recovered simply as $\omega_n = \sqrt{\varphi_n}$ ($n = 1, 2, \dots$). This contrasts with Sergienko (2013)'s method of seeking values of the spectral parameter γ at which the determinant of her system vanishes, without reference to physical parameters.

The shelf thickness, density and Young's modulus, and cavity depth are set as $h = 300$ m, $\rho_i = 917$ kg m $^{-3}$, $E = 11$

Table 1. Periods (T_n) of normal modes for $L = 40$ km

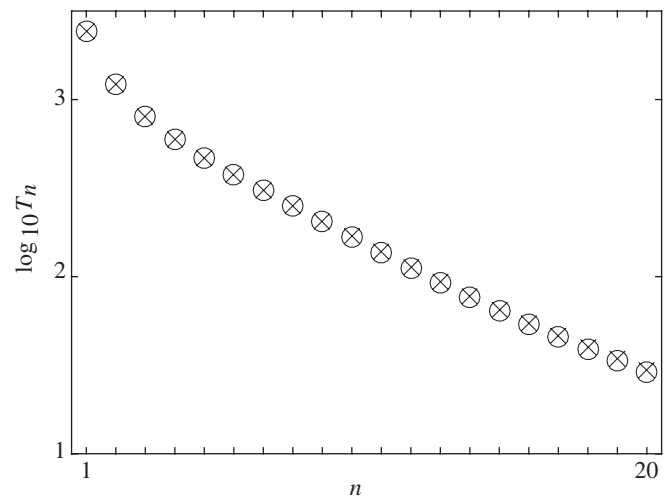
n	Sergienko (2013)	Corrected
1	0.521 h	0.677 h
2	0.304 h	0.338 h
⋮	⋮	⋮
7	306.335 s	308.391 s
⋮	⋮	⋮
10	168.137 s	168.527 s

**Fig. 3.** Quotient of the longest period (T_1) calculated using the corrected method on the value calculated using Sergienko (2013)'s method, as a function of shelf/cavity length.

GPa and $H = 100$ m (as in Bromirski and Stephen, 2012), giving non-dimensional parameter $M = 0.0162$. Table 1 shows the dimensional periods (T_n) associated with the some of the lowest eigenfrequencies, produced by Sergienko (2013)'s method and the corrected method, for shelf length $L = 40$ km. The non-dimensional eigenfrequencies for these periods are $<\pi/2$, meaning they are contained in the intervals used for Figures 1, 2.

The longest periods are ~ 0.5 h, i.e. in the tsunami-wave regime. Periods predicted by the corrected method are longer than those predicted by Sergienko (2013)'s method, with the longest period $\sim 30\%$ larger for the corrected method, and $\sim 11\%$ larger for the second longest period. The impact of the errors in Sergienko (2013)'s method decrease as the periods decrease (frequencies increase) and the errors in complex wavenumbers diminish. For the order 100 s periods shown – the IG-wave regime – the corrected periods T_7 and T_{10} are only $\sim 0.7\%$ and $\sim 0.2\%$ larger than their counterparts, respectively.

Figure 3 shows the quotient of the longest period (T_1) calculated using the correct method (T_1^{corr}) on the value calculated using Sergienko (2013)'s method (T_1^{Serg}) as a function of shelf/cavity length in the interval 10–100 km. The quotient is greater than unity over the interval, meaning the corrected period is consistently longer than the period calculated using Sergienko (2013)'s method. Its value monotonically increases with respect to increasing length, with rapid increase from ~ 1.1 to ~ 1.3 over $L = 10$ –50 km, followed by a slower rate of increase for $L > 50$ km.

**Fig. 4.** Twenty longest periods of normal modes, calculated with $M = 0.0162$ (x) and $M = 0$ (o).

For the longest periods, i.e. the lowest frequencies, $p(\omega) \approx 1$, as the non-dimensional parameter $M \ll 1$, meaning the cubic (13) depends on the spectral parameter ω only. Figure 4 shows the 20 longest periods for the parameters used in Table 1, and the periods calculated using $M = 0$ ($p = 1$). The periods match almost exactly, with the difference $\sim 0.01\%$ for the longest period and increasing only to $\sim 3.4\%$ for the 20th longest period, indicating dominance of shelf flexure over inertia.

ACKNOWLEDGEMENTS

This material is based upon research supported in part by the US Office of Naval Research under award number N00014-15-1-2611 (M.H.M.). The Australian Research Council funds an early-career fellowship for L.G.B. (DE130101571).

¹School of Mathematical and Physical Science, University of Newcastle, Callaghan, NSW 2300, Australia

MICHAEL H. MEYLAN¹
LUKE G. BENNETTS²
ROGER J. HOSKING²
ELLIOT CATT¹

²School of Mathematical Sciences, University of Adelaide, Adelaide, SA 5005, Australia

E-mail: Michael Meylan <mike.meylan@newcastle.edu.au>

REFERENCES

- Bromirski PD and Stephen RA (2012) Response of the Ross ice shelf, Antarctica, to ocean gravity-wave forcing. *Annals Glaciol.*, **53** (60), 163–172 (doi: 10.3189/2012AoG60A058)
- Fox C (2001) A scaling law for the flexural motion of floating ice. In Dempsey JP and Shen HH eds. *IUTAM Symp. on scaling laws in ice mechanics and ice dynamics*. Kluwer Academic, Dordrecht, 135–148
- Sergienko OV (2013) Normal modes of a coupled ice-shelf/sub-ice-shelf cavity system. *J. Glaciol.*, **59**(213), 76–80 (doi: 10.3189/2013JoG12J096)