

RESEARCH

Open Access

Threshold optimization of a finite sample-based cognitive radio network using energy detector

Ajay Singh¹, Manav R Bhatnagar^{2*} and Ranjan K Mallik²

Abstract

In this paper, we consider a cognitive radio network containing two cognitive radios (CRs) and one primary user. The CRs utilize *finite number of received data samples* for estimating the energy of the primary signals and forward these energy estimates to a fusion center (FC). The FC combines the energy estimates and utilizes a global threshold based on the exact knowledge of local thresholds of the CRs for determining the presence or absence of the primary signal. We propose selective and semi-selective soft combining schemes for this set-up. For the proposed schemes, we derive the total probability of error of detecting a spectrum hole. By minimizing the *total probability of error* in sensing a spectrum hole, we find optimized local and global thresholds. Moreover, we also discuss the optimization of conventional non-selective soft and 1-bit hard combining schemes with multiple (equal to or more than two) collaborative CRs under the total probability of error minimization criterion. It is shown by simulations that the proposed selective soft combination-based scheme significantly outperforms the conventional non-selective schemes based on soft combination and 1-bit hard combination. Further, it is shown by simulation that the proposed selective soft combining scheme along with the total probability of error minimization criterion is able to properly utilize a spectrum hole with interference level less than the standard specified value.

Keywords: Cognitive radio; Collaborative networks; Energy detector; Probability of error; Spectrum hole detection

1 Introduction

Due to the utilization of the radio electromagnetic spectrum up to saturation, there is scarcity of free radio spectrum [1,2]. However, it is seen in practice that even the dedicated radio spectrum is not used efficiently. For example, in television broadcasting, the spectrum allocated is idle for considerable time. This free spectrum can be utilized for some other applications using a cognitive radio network [1,2]. Hence, effective utilization of the spectrum plays an important role in today's crowded spectrum environment. Whenever required, a licensed user (primary user) can use its licensed band, otherwise the spectrum can be used for secondary operations. A spectrum hole is said to exist when a particular band

of frequencies is not used by the primary user. Searching for spectrum holes is termed as *spectrum sensing* [1]. Sensing of the spectrum holes is done by the cognitive radios (CRs) which are unlicensed users or secondary users [1,2]. A CR is an intelligent wireless communication system that periodically monitors the radio spectrum and detects the occupancy of the different parts of the spectrum. The CR opportunistically communicates over spectrum holes without interfering with the primary user's signals [3].

There are many challenges in detecting a spectrum hole. Few of these are fading, noise uncertainty, and shadowing. These effects may lead to significant interference to a licensed user. It is shown in the literature [4-8] that cooperation among the CRs can be utilized in order to overcome the problems of fading, noise uncertainty, and shadowing. An optimal linear cooperation framework of spectrum sensing for detecting the primary signals is proposed in [4]. The cooperative spectrum sensing in [4] is based on linear combination of local statistics from

*Correspondence: manav@ee.iitd.ac.in

²Department of Electrical Engineering, Indian Institute of Technology - Delhi, Hauz Khas, New Delhi 110016, India

Full list of author information is available at the end of the article

individual CRs. In [4], each CR uses an energy detector, which estimates the energy of the primary signal from the received data samples. These energy estimates are forwarded over noiseless channels to a fusion center (FC). The performance of the cognitive system is optimized using Neyman-Pearson (NP) criterion by assuming that large number of received data samples are used by each CR for energy estimation in [4]. In [7], a binary decision-based cooperative spectrum sensing scheme is discussed for cognitive networks. Each CR takes a binary decision using energy detector about the presence or absence of the primary signal. The binary decisions are forwarded to the FC which combines them for taking final decision. The sum of probability of missed opportunity and probability of false alarm is minimized for obtaining an optimized threshold for the CRs. Since the hard decision is taken at the CRs in [7], the performance of this scheme is poorer than a soft decision-based scheme [9]. In a soft decision-based scheme, the CRs forward the energy estimates to the FC and FC combines them in order to take the decision about the presence of the primary signal. In [8], the set-up of [7] is generalized to the scenario when the CRs collect very large number of data samples to take binary decisions. The optimized value of the local threshold in the CRs is numerically calculated by minimizing the total probability of error.

Energy detector is proposed for cognitive spectrum sensing because it needs no information about the primary signal and has lower complexity in real-time detection of spectrum hole. For the detection of unknown deterministic signals corrupted by the additive white Gaussian noise (AWGN), an energy detector is derived in [10]. Performance analysis of the energy detector for random signals is studied in [11]. The performance of the energy detector for unknown transmit signal in AWGN and fading environment is discussed in [12]. In [13], optimal soft combination scheme for received energy data is explained. The detail study regarding the performance of spectrum sensing in different scenario is done in [14-24].

In this paper, we consider a collaborative cognitive radio network which utilizes a *finite* number of samples for deciding the presence or absence of the primary signals. The cognitive network contains *two* secondary users and one FC. We consider a cognitive set-up, where the CRs do not take decision about the spectrum hole based on their local thresholds. Nevertheless, they can update the local thresholds as per the channel between the primary user and the CRs. These local thresholds are conveyed to the FC and the FC updates its global threshold accordingly. The CRs forward their energy estimates to the FC over noiseless reporting channels and the FC takes decision about the spectrum hole based on

the normalized global and local thresholds. In selective soft combining, the FC combines the energy estimates of both CRs for making a decision of the primary signal only if their energy estimates are above the local threshold.

Expressions of the probability of false alarm and the probability of missed opportunity for this collaborative system are derived for the proposed selective combining scheme. The global and local thresholds are optimized by minimizing the *total probability of error* in detection of a spectrum hole. The proposed scheme of selective soft combination significantly outperforms the conventional soft and 1-bit hard combining schemes. It is also shown that the total probability of error minimization criterion is able to utilize a spectrum hole more efficiently as compared to the NP criterion while keeping the interference to the primary user (PU) within the desired limits for the signal-to-noise ratio (SNR) of the PU-CR link considered in simulations.

The rest of the paper is organized as follows. In Section 2, the system model of the cognitive radio network is explained. Performance analysis of the proposed scheme of selective soft combining and semi-selective soft combining is discussed in Section 3. Optimization of the normalized global and local thresholds is also performed in this section.

Section 4 discusses optimization of non-selective soft combining and 1-bit hard combining schemes for arbitrary number of CRs under the total probability of error minimization criterion. Numerical results are discussed in Section 5. In Section 6, some conclusions are drawn.

2 System model

We consider a cognitive network consisting of *two secondary users* S_1 and S_2 , one primary user and a fusion center FC, as shown in Figure 1. In this cognitive radio network, it is possible that the spectrum allocated for the PU is not utilized at some time; therefore, the secondary users monitor the spectrum continuously in order to make sure that detection of signals transmitted by the PU cannot be ignored at any instance of time. To enhance the reliability of spectrum usage, interference to the PU from secondary users should be kept very low [3]. In our analysis, we will

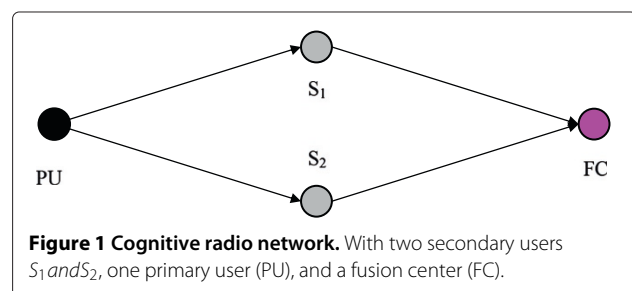


Figure 1 Cognitive radio network. With two secondary users S_1 and S_2 , one primary user (PU), and a fusion center (FC).

focus on how to minimize the interference to the PU while minimizing the probability of error in detecting the spectrum hole such that the free spectrum can be efficiently utilized. It is assumed that only one PU is in operation with highest priority to use its allocated spectrum as compared to each secondary user. In the cognitive network considered in Figure 1, there exists two hypotheses at the k -th time instant

$$\begin{aligned} H_0 : \quad y_i(k) &= v_i(k), & \text{if PU is absent,} \\ H_1 : \quad y_i(k) &= sh_i(k) + v_i(k), & \text{if PU is present,} \end{aligned} \quad (1)$$

where y_i is the received signal in i -th CR, i is the secondary user index ($i = 1, 2$), s denotes the signal transmitted by the primary user with energy E_s , $v_i(k) \sim \mathcal{CN}(0, \sigma_n^2)$ is circularly symmetrical complex additive white Gaussian noise (AWGN), and $h_i(k) \sim \mathcal{CN}(0, \sigma_h^2)$ is the complex normal circularly symmetrical channel gain between the PU and i -th CR, implying Rayleigh fading. The variance of the signal received at each secondary user under hypothesis H_0 is σ_n^2 , while that under H_1 is given by

$$\sigma_{hm}^2 = \sigma_h^2 E_s + \sigma_n^2. \quad (2)$$

We assume that the local threshold of detection for each secondary user is the same and is given as λ . This assumption is valid when both CRs exist at the same distance from the PU. CRs can update λ according to the SNR ratio of the links between the PU and the CRs. It is assumed that the value of λ is also known in the FC. We call λ as local threshold because of local spectrum sensing is performed at individual CR. As decision is taken globally in the FC, we refer λ_0 by global threshold of detection in the FC. Energy estimates of each CR normalized with number of samples is termed as *summary statistics* in this paper. Each secondary user calculates a summary statistics u_i over a finite detection interval of L samples as

$$u_i = \frac{1}{L} \sum_{k=0}^{L-1} |y_i(k)|^2. \quad (3)$$

The summary statistics are transmitted to the FC through a lossless control channel using orthogonal time slots or orthogonal frequency bands. The FC computes a global test statistics as

$$U = u_1 + u_2. \quad (4)$$

The characteristic function (c.f.) of U obtained from Eq. (3) in the case of hypothesis H_0 is given as [25]

$$\psi_{U|H_0}(j\omega) = \frac{1}{\left(1 - \frac{j\omega\sigma_n^2}{L}\right)^{2L}}, \quad (5)$$

Similarly, from Eq. (3), the c.f. of U under hypothesis H_1 will be [25]

$$\psi_{U|H_1}(j\omega) = \frac{1}{\left(1 - \frac{j\omega\sigma_{hm}^2}{L}\right)^{2L}}. \quad (6)$$

By taking the inverse Fourier transform of Eqs. (5) and (6), the probability density functions (p.d.f.s) of U under hypotheses H_0 and H_1 can be obtained as

$$f_{U|H_0}(x) = \frac{L^{2L} \exp\left(-\frac{xL}{\sigma_n^2}\right) x^{2L-1}}{\sigma_n^{4L} \Gamma(2L)} \quad (7)$$

and

$$f_{U|H_1}(x) = \frac{L^{2L} \exp\left(-\frac{xL}{\sigma_{hm}^2}\right) x^{2L-1}}{\sigma_{hm}^{4L} \Gamma(2L)}, \quad (8)$$

respectively, where $\Gamma(a)$ is the Gamma function [26, Eq. (6.1.1)].

3 Performance analysis of the combining schemes

In binary hypothesis problem, we are interested in finding the hypothesis which is true. It may be H_1 or H_0 depending upon the decision region. Here, we will focus our attention to the Bayes criterion for decision based on the received data. The expression of the Bayesian risk R can be written using [27, Eq. (5), Chapter (2)] as follows:

$$\begin{aligned} R = C_{00}P_0 \int_{Z_0} f_{U|H_0}(x) dx + C_{10}P_0 \int_{Z_1} f_{U|H_0}(x) dx \\ + C_{11}P_1 \int_{Z_1} f_{U|H_1}(x) dx + C_{01}P_1 \int_{Z_0} f_{U|H_1}(x) dx \end{aligned} \quad (9)$$

where P_0 and P_1 denote *a priori* probabilities of hypotheses H_0 and H_1 , respectively, Z_1 and Z_0 are the decision regions corresponding to hypotheses H_1 and H_0 , respectively, while C_{00} , C_{10} , C_{11} , C_{01} denote cost assigned as follows [27]:

1. C_{00} corresponds to the cost of deciding hypothesis H_0 when hypothesis H_0 is true,
2. C_{10} corresponds to the cost of deciding hypothesis H_1 when hypothesis H_0 is true,
3. C_{11} corresponds to the cost of deciding hypothesis H_1 when hypothesis H_1 is true,
4. C_{01} corresponds to the cost of deciding hypothesis H_0 when hypothesis H_1 is true.

It is assumed that $C_{00} = C_{11} = 0$ which implies that no cost is assigned when correct hypothesis is chosen. This assumption is valid because no error is made if the decision of the presence or absence of the primary signal is correct. However, in order to reduce the probability of error in decision, we have to set $C_{01} = C_{10} = 1$ so that maximum cost is assigned for a wrong decision.

In CR spectrum sensing, when the primary signal is present and the CR decides that it is not present, then it causes interference to the PU and leads to overutilization of the spectrum. Similarly, when the CR decides a the PU signal is present and actually it is not, then spectrum hole is underutilized. Therefore, we consider that cost assigned in both types of error is set as unity.

For designing a minimum total probability of error-based receiver, we also assume that two hypotheses H_0 and H_1 are equally likely [27] such that $P_0 = P_1 = 0.5$. With these assumptions, Eq. (9) can be written as

$$R = \frac{1}{2} \int_{Z_1} f_{U|H_0}(x)dx + \frac{1}{2} \int_{Z_0} f_{U|H_1}(x)dx. \quad (10)$$

It can be deduced that Eq. (10) refers to the total probability of error or average probability of error in deciding the presence or absence of the primary signal. In our analysis, we have chosen this type of error criterion specifically in order to minimize the total probability error. It will be shown in Section 5 that the total probability of error criterion enables the cognitive system to utilize free spectrum more efficiently than the NP criterion, for certain SNR values considered in simulations.

The probability of false alarm P_f and probability of missed detection P_m are defined as [27]

$$P_f \triangleq \int_{Z_1} f_{U|H_0}(x)dx, \quad (11)$$

$$P_m \triangleq \int_{Z_0} f_{U|H_1}(x)dx. \quad (12)$$

Therefore, substituting Eqs. (11) and (12) in Eq. (10), we get

$$R = \frac{1}{2}P_f + \frac{1}{2}P_m. \quad (13)$$

For the two-CR-based cognitive set-up considered in Section 2, decision regions Z_1 corresponding to the detection of the PU are given as

1. $u_1 > \lambda, u_2 > \lambda, \text{ and } u_1 + u_2 > \lambda_0,$
2. $u_1 > \lambda, u_2 < \lambda, \text{ and } u_1 + u_2 > \lambda_0,$
3. $u_1 < \lambda, u_2 > \lambda, \text{ and } u_1 + u_2 > \lambda_0,$
4. $u_1 < \lambda, u_2 < \lambda, \text{ and } u_1 + u_2 > \lambda_0.$

The decision regions corresponding to non-detection of the PU, i.e., Z_0 will be complimentary to the decision regions of Z_1 in all above conditions. The detection region corresponding to $u_1 < \lambda, u_2 < \lambda, \text{ and } u_1 + u_2 > \lambda_0$ is non-zero for $\lambda_0 < 2\lambda$ only.

3.1 Proposed selective combining scheme

It is beneficial to check the received signal at each CR and include those signals, which are above a local threshold λ , in making the final decision in the FC. Let us

consider a soft combining-based scheme, where the FC takes decision of the presence or absence of the spectrum hole when $u_1 > \lambda, u_2 > \lambda, \text{ and } u_1 + u_2 > 2\lambda$. Hence, selective combining in the FC concerns with the fact that both CRs contribute in the decision about the presence or absence of the primary signal provided that energy estimates of both CRs are above the local threshold λ . Intuitively, the selective combining scheme guarantees the minimum total probability of error in the detection of spectrum hole. Motivated by this fact, we consider a proposed scheme for soft combination of received data in which decision region is $u_1 > \lambda, u_2 > \lambda, \text{ and } u_1 + u_2 > \lambda_0$. We will evaluate the performance of the proposed selective combining scheme by deriving the expressions of the probability of false alarm and the probability of missed opportunity for this collaborative system.

3.2 Total probability of error of the selective combining scheme

For finding performance analysis of the proposed soft combining scheme, we split our analysis into three parts $\lambda_0 > 2\lambda, \lambda_0 = 2\lambda, \text{ and } \lambda_0 < 2\lambda$.

3.2.1 Total probability of error of the selective combining scheme for $\lambda_0 > 2\lambda$

From Figure 2, it is found that the detection region for primary signal is shaded region labeled as Z_1 .The probability of false alarm P_{f_1} can be obtained from Eq. (11) and Figure 2 as follows:

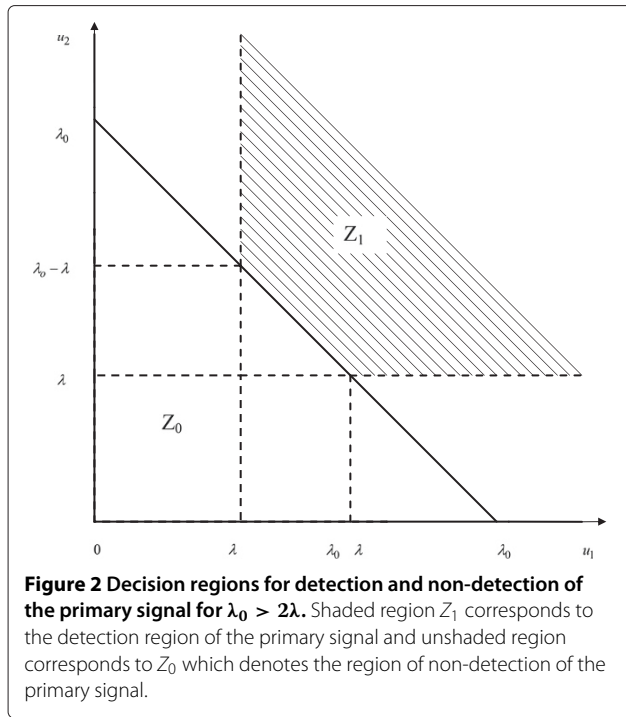
$$P_{f_1} = \mathcal{I}(\lambda, \infty, \lambda, \infty, \sigma_n^2, L, x, y) - \mathcal{I}(\lambda, \lambda_0 - \lambda, \lambda, \lambda_0 - x, \sigma_n^2, L, x, y), \quad (14)$$

where

$$\mathcal{I}(a, b, c, d, \sigma_n^2, L, x, y) \triangleq \int_a^b \int_c^d \frac{L^{2L} \exp\left(-\frac{xL}{\sigma_n^2}\right) x^{2L-1}}{\sigma_n^{4L} \Gamma(2L)} \times \frac{L^{2L} \exp\left(-\frac{yL}{\sigma_n^2}\right) y^{2L-1}}{\sigma_n^{4L} \Gamma(2L)} dydx. \quad (15)$$

Further simplifying Eq. (14), we get

$$P_{f_1} = \frac{1}{[\Gamma(2L)]^2} \int_{\frac{L\lambda}{\sigma_n^2}}^{\frac{L(\lambda_0-\lambda)}{\sigma_n^2}} \Gamma\left(2L, \frac{L\lambda_0}{\sigma_n^2} - t\right) t^{2L-1} \exp(-t) dt + \frac{1}{[\Gamma(2L)]^2} \left[\Gamma\left(2L, \frac{L\lambda}{\sigma_n^2}\right) \right]^2 - \frac{1}{[\Gamma(2L)]^2} \Gamma\left(2L, \frac{L\lambda}{\sigma_n^2}\right) \Gamma\left(2L, \frac{L\lambda}{\sigma_n^2}\right) + \frac{1}{[\Gamma(2L)]^2} \Gamma\left(2L, \frac{L\lambda}{\sigma_n^2}\right) \Gamma\left(2L, \frac{L(\lambda_0 - \lambda)}{\sigma_n^2}\right), \quad (16)$$



where $\Gamma(a, x)$ is the upper incomplete Gamma function given as $\Gamma(a, x) = \int_x^\infty t^{a-1} \exp(-t) dt$ [26, Eq. (6.5.3)]. By using series expansion of the incomplete Gamma function $\Gamma(a, x) = (a-1)! e^{-x} \sum_{k=0}^{a-1} \frac{x^k}{k!}$ in Eq. (16) and after some algebraic simplification of the integral, we have

$$P_{f_1} = \frac{1}{\Gamma(2L)} \exp(-L\lambda_{0n}) \sum_{l=0}^{2L-1} \sum_{i=0}^l \binom{l}{i} \times \frac{(-1)^{l-i} (L\lambda_{0n})^i [(L\lambda_{0n} - L\lambda_n)^{l+2L-i} - (L\lambda_n)^{l+2L-i}]}{l!(l+2L-i)} + \frac{1}{[\Gamma(2L)]^2} \Gamma(2L, L\lambda_n) \Gamma(2L, L\lambda_{0n} - L\lambda_n), \quad (17)$$

where $\lambda_{0n} = \lambda_0/\sigma_n^2$ denotes the *normalized global threshold*, $\lambda_n = \lambda/\sigma_n^2$ denotes the *normalized local threshold*, and $\binom{l}{i} = \frac{l!}{i!(l-i)!}$. The expression of probability of missed detection P_{m_1} for the proposed selective combining scheme can be obtained using Eq. (12) and Figure 2 as

$$P_{m_1} = \mathcal{I}(0, \infty, 0, \infty, \sigma_{hn}^2, L, x, y) - \mathcal{I}(\lambda, \infty, \lambda, \infty, \sigma_{hn}^2, L, x, y) + \mathcal{I}(\lambda, \lambda_0 - \lambda, \lambda, \lambda_0 - x, \sigma_{hn}^2, L, x, y). \quad (18)$$

After simplification of Eq. (18), we get

$$P_{m_1} = 1 - \frac{1}{\Gamma(2L)} \exp\left(-\frac{L\lambda_{0n}}{1+\gamma}\right) \sum_{l=0}^{2L-1} \sum_{i=0}^l \binom{l}{i} \times \frac{(-1)^{l-i} \left(\frac{L\lambda_{0n}}{1+\gamma}\right)^i \left[\left(\frac{L\lambda_{0n} - L\lambda_n}{1+\gamma}\right)^{l+2L-i} - \left(\frac{L\lambda_n}{1+\gamma}\right)^{l+2L-i} \right]}{l!(l+2L-i)} - \frac{1}{[\Gamma(2L)]^2} \Gamma\left(2L, \frac{L\lambda_n}{1+\gamma}\right) \Gamma\left(2L, \frac{L\lambda_{0n} - L\lambda_n}{1+\gamma}\right), \quad (19)$$

where $\gamma = E_s \sigma_h^2 / \sigma_n^2$ is the *average signal-to-noise ratio (SNR) of the PU-CR link*.

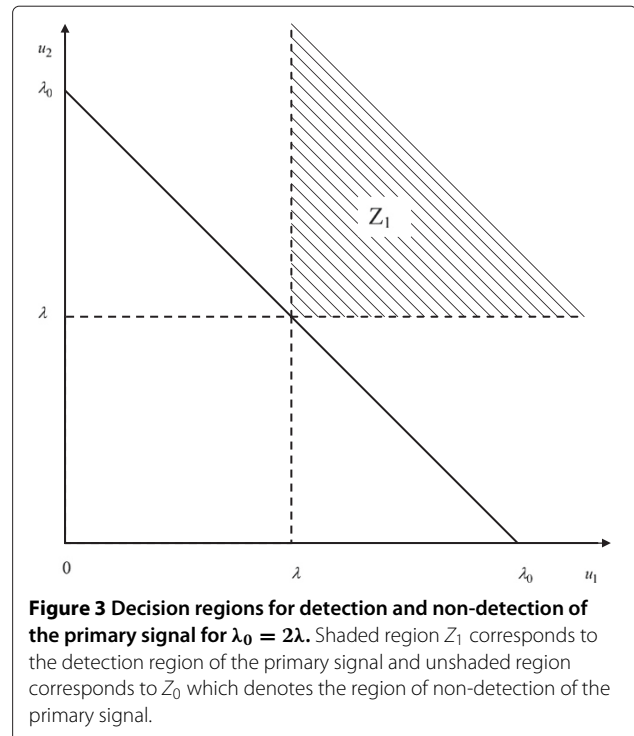
Total probability of error for $\lambda_0 > 2\lambda$ can be obtained using Eq. (13) as

$$P_{e_1} = \frac{P_{f_1} + P_{m_1}}{2}. \quad (20)$$

3.2.2 Total probability of error of the selective combining scheme for $\lambda_0 = 2\lambda$

The expression of probability of false alarm P_{f_2} for the proposed scheme can be obtained using Eq. (11) and Figure 3 as

$$P_{f_2} = \mathcal{I}(\lambda, \infty, \lambda, \infty, \sigma_n^2, L, x, y) = \frac{1}{[\Gamma(2L)]^2} [\Gamma(2L, L\lambda_n)]^2. \quad (21)$$



From Figure 3 and Eq. (12), the probability of missed detection P_{m_2} of the proposed scheme will be

$$P_{m_2} = \mathcal{I}(0, \infty, 0, \infty, \sigma_{nn}^2, L, x, y) - \mathcal{I}(\lambda, \infty, \lambda, \infty, \sigma_{nn}^2, L, x, y), \quad (22)$$

that reduces into

$$P_{m_2} = 1 - \frac{1}{[\Gamma(2L)]^2} \left[\Gamma \left(2L, \frac{L\lambda_n}{1+\gamma} \right) \right]^2. \quad (23)$$

We can obtain the expression of the total probability of error for $\lambda_0 = 2\lambda$ using Eq. (13) as

$$P_{e_2} = \frac{P_{f_2} + P_{m_2}}{2}. \quad (24)$$

3.2.3 Total probability of error for proposed scheme when $\lambda_0 < 2\lambda$

It can be seen from Figures 3 and 4 that the detection region of the primary signal Z_1 for $\lambda_0 < 2\lambda$ is the same as that of $\lambda_0 = 2\lambda$; therefore, the probability of false alarm P_{f_3} for $\lambda_0 < 2\lambda$ is given by Eq. (21). Similarly, it can be observed from Figures 3 and 4 that the probability of missed detection for $\lambda_0 < 2\lambda$ will be given using Eq. (23). Hence, the total probability of error P_{e_3} of $\lambda_0 < 2\lambda$ is equal to P_{e_2} .

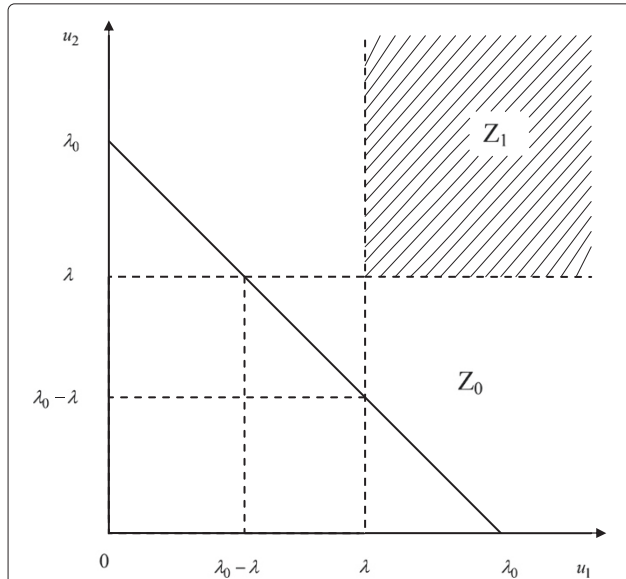


Figure 4 Decision regions for detection and non-detection of the primary signal for $\lambda_0 < 2\lambda$. Shaded region Z_1 corresponds to the detection region of the primary signal and unshaded region corresponds to Z_0 which denotes the region of non-detection of the primary signal.

3.3 Optimization of the proposed selective soft combining scheme

In this subsection, we will discuss the optimization of the local and global thresholds of the proposed soft combining scheme. The optimization is divided into three different parts, i.e., $\lambda_0 > 2\lambda$, $\lambda_0 = 2\lambda$, and $\lambda_0 < 2\lambda$.

3.3.1 Optimization of thresholds for $\lambda_0 > 2\lambda$

By partially differentiating Eq. (20) with respect to (w.r.t.) the normalized global threshold λ_{0n} , we get

$$\frac{\partial P_{e_1}}{\partial \lambda_{0n}} = \frac{1}{2} \frac{\partial P_{f_1}}{\partial \lambda_{0n}} + \frac{1}{2} \frac{\partial P_{m_1}}{\partial \lambda_{0n}}, \quad (25)$$

where

$$\begin{aligned} \frac{\partial P_{f_1}}{\partial \lambda_{0n}} = & + \frac{1}{\Gamma(2L)} \exp(-L\lambda_{0n}) \sum_{l=0}^{2L-1} \sum_{i=0}^l \binom{l}{i} \\ & \times \frac{(-1)^{l-i} L^{l+2L} \left[i \lambda_{0n}^{i-1} (\lambda_{0n} - \lambda_n)^{l+2L-i} - i \lambda_{0n}^{i-1} \lambda_n^{l+2L-i} \right]}{l!(l+2L-i)} \\ & - \frac{L}{\Gamma(2L)} \exp(-L\lambda_{0n}) \sum_{l=0}^{2L-1} \sum_{i=0}^l \binom{l}{i} \\ & \times \frac{(-1)^{l-i} L^{l+2L} \lambda_{0n}^i \left[(\lambda_{0n} - \lambda_n)^{l+2L-i} - \lambda_n^{l+2L-i} \right]}{l!(l+2L-i)} \\ & + \frac{1}{\Gamma(2L)} \exp(-L\lambda_{0n}) \sum_{l=0}^{2L-1} \sum_{i=0}^l \binom{l}{i} \\ & \times \frac{(-1)^{l-i} L^{l+2L} \lambda_{0n}^i (\lambda_{0n} - \lambda_n)^{l+2L-i-1}}{l!} \\ & - \frac{L\Gamma(2L, L\lambda_n) (L\lambda_{0n} - L\lambda_n)^{2L-1} \exp(-(L\lambda_{0n} - L\lambda_n))}{[\Gamma(2L)]^2} \end{aligned} \quad (26)$$

and

$$\begin{aligned} \frac{\partial P_{m_1}}{\partial \lambda_{0n}} = & + \frac{1}{\Gamma(2L)} \exp\left(-\frac{L\lambda_{0n}}{1+\gamma}\right) \sum_{l=0}^{2L-1} \sum_{i=0}^l \binom{l}{i} \\ & \times \frac{(-1)^{l-i} L^{l+2L} \left[i \lambda_{0n}^{i-1} (\lambda_{0n} - \lambda_n)^{l+2L-i} - i \lambda_{0n}^{i-1} \lambda_n^{l+2L-i} \right]}{l!(l+2L-i)(1+\gamma)^{l+2L}} \\ & - \frac{L}{\Gamma(2L)} \exp\left(-\frac{L\lambda_{0n}}{1+\gamma}\right) \sum_{l=0}^{2L-1} \sum_{i=0}^l \binom{l}{i} \\ & \times \frac{(-1)^{l-i} L^{l+2L} \lambda_{0n}^i \left[(\lambda_{0n} - \lambda_n)^{l+2L-i} - \lambda_n^{l+2L-i} \right]}{l!(l+2L-i)(1+\gamma)^{l+2L+1}} \\ & + \frac{1}{\Gamma(2L)} \exp\left(-\frac{L\lambda_{0n}}{1+\gamma}\right) \sum_{l=0}^{2L-1} \sum_{i=0}^l \binom{l}{i} \\ & \times \frac{(-1)^{l-i} L^{l+2L} \lambda_{0n}^i (\lambda_{0n} - \lambda_n)^{l+2L-i-1}}{l!(1+\gamma)^{l+2L+i}} \\ & - \frac{L\Gamma\left(2L, \frac{L\lambda_n}{1+\gamma}\right) \left(\frac{L\lambda_{0n} - L\lambda_n}{1+\gamma}\right)^{2L-1} \exp\left(-\frac{L\lambda_{0n} - L\lambda_n}{1+\gamma}\right)}{(1+\gamma)[\Gamma(2L)]^2}. \end{aligned} \quad (27)$$

We can solve Eq. (25) numerically to find the optimum value of λ_{0n} . In order to obtain optimal value of local normalized threshold λ_n , partially differentiate Eq. (20) w.r.t. λ_n , to get

$$\frac{\partial P_{e1}}{\partial \lambda_n} = \frac{1}{2} \frac{\partial P_{f1}}{\partial \lambda_n} + \frac{1}{2} \frac{\partial P_{m1}}{\partial \lambda_n}, \quad (28)$$

where

$$\begin{aligned} \frac{\partial P_{f1}}{\partial \lambda_n} = & -\frac{1}{\Gamma(2L)} \exp(-L\lambda_{0n}) \sum_{l=0}^{2L-1} \sum_{i=0}^l \binom{l}{i} \\ & \times \frac{(-1)^{l-i} L^{l+2L} \lambda_{0n}^i [(\lambda_{0n} + \lambda_n)^{l+2L-i-1} - \lambda_n^{l+2L-i-1}]}{l!} \\ & + \frac{L^{2L} \Gamma(2L, L\lambda_n) (\lambda_{0n} - \lambda_n)^{2L-1} \exp(-L\lambda_{0n} - L\lambda_n)}{[\Gamma(2L)]^2} \\ & - \frac{L^{2L} \Gamma(2L, L(\lambda_{0n} - \lambda_n)) \lambda_n^{2L-1} \exp(-L\lambda_n)}{[\Gamma(2L)]^2} \end{aligned} \quad (29)$$

and

$$\begin{aligned} \frac{\partial P_{m1}}{\partial \lambda_n} = & -\frac{1}{\Gamma(2L)} \exp\left(-\frac{L\lambda_{0n}}{1+\gamma}\right) \sum_{l=0}^{2L-1} \sum_{i=0}^l \binom{l}{i} \\ & \times \frac{(-1)^{l-i} L^{l+2L} \lambda_{0n}^i [(\lambda_{0n} + \lambda_n)^{l+2L-i-1} - \lambda_n^{l+2L-i-1}]}{l! (1+\gamma)^{l+2L}} \\ & + \frac{L^{2L} \Gamma\left(2L, \frac{L\lambda_n}{1+\gamma}\right) (\lambda_{0n} - \lambda_n)^{2L-1} \exp\left(-\frac{L\lambda_{0n}-L\lambda_n}{1+\gamma}\right)}{(1+\gamma)^{2L} [\Gamma(2L)]^2} \\ & - \frac{L^{2L} \Gamma\left(2L, \frac{L(\lambda_{0n}-\lambda_n)}{1+\gamma}\right) \lambda_n^{2L-1} \exp\left(-\frac{L\lambda_n}{1+\gamma}\right)}{(1+\gamma)^{2L} [\Gamma(2L)]^2}. \end{aligned} \quad (30)$$

For finding an optimal value of λ_n , we need to numerically solve Eq. (28). We can also numerically find the joint values of λ_{0n} and λ_n such that total probability of error is minimized [28].

Let us find the optimum value of the global threshold λ_{0n} with a single received data sample and the local threshold in each CR set to zero, i.e., $\lambda_n = 0$. On partially differentiating Eq. (20) w.r.t. λ_{0n} when $\lambda_n = 0$ and setting the result to zero, we get

$$\lambda_{0n}^* = 4 \left(1 + \frac{1}{\gamma}\right) \ln(1 + \gamma), \quad (31)$$

where λ_{0n}^* denotes the optimal value of the normalized global threshold in the proposed scheme. It will be shown by simulations in Section 5 that the minimum probability of error in detection of a spectrum hole is achieved for $\lambda_n = 0$.

3.3.2 Optimization of thresholds for $\lambda_0 \leq 2\lambda$

Since the total probability of error for $\lambda_0 = 2\lambda$ and $\lambda_0 < 2\lambda$ is the same, we can consider them together as $\lambda_0 \leq 2\lambda$ for optimization of the thresholds. In order to obtain

the optimal value of λ_n , we need to partially differentiate Eq. (24) w.r.t. λ_n , to get

$$\begin{aligned} \frac{\partial P_{e2}}{\partial \lambda_n} = & \frac{2L^{2L} \lambda_n^{2L-1}}{\Gamma(2L)} \left(\frac{\exp\left(-\frac{L\lambda_n}{1+\gamma}\right) \Gamma\left(2L, \frac{L\lambda_n}{1+\gamma}\right)}{(1+\gamma)^{2L}} \right. \\ & \left. - \exp(-L\lambda_n) \Gamma(2L, L\lambda_n) \right). \end{aligned} \quad (32)$$

We can numerically solve Eq. (32) to find the optimized value of λ_n .

3.4 Performance analysis of semi-selective combining scheme

In the semi-selective combining scheme, the FC combines the energy estimates of the CRs corresponding to detection region Z_1 for the condition that $u_1 > \lambda$, $u_2 < \lambda$, and $u_1 + u_2 > \lambda_0$, $u_1 < \lambda$, $u_2 > \lambda$, and $u_1 + u_2 > \lambda_0$, and $u_1 < \lambda$, $u_2 < \lambda$, and $u_1 + u_2 > \lambda_0$ also in addition to $u_1 > \lambda$, $u_2 > \lambda$, and $u_1 + u_2 > \lambda_0$ considered in previous subsections. By following the procedure given in Section 3.1, we can split the analysis into three parts $\lambda_0 > 2\lambda$, $\lambda_0 = 2\lambda$, and $\lambda_0 < 2\lambda$ and obtain the probability of false alarm and missed detection for these three conditions as follows^a.

3.4.1 Probability of false alarm and missed detection for $\lambda_0 > 2\lambda$

When $u_1 > \lambda$, $u_2 < \lambda$, $u_1 + u_2 > \lambda_0$, and $\lambda_0 > 2\lambda$, the probability of false alarm and missed detection will be

$$\begin{aligned} P_{f1}^{(1)} = & \frac{1}{[\Gamma(2L)]^2} \Gamma\left(2L, \frac{L(\lambda_0 - \lambda)}{\sigma_n^2}\right) \gamma\left(2L, \frac{L\lambda}{\sigma_n^2}\right) \\ & - \frac{1}{[\Gamma(2L)]^2} \int_{\frac{L(\lambda_0 - \lambda)}{\sigma_n^2}}^{\frac{L\lambda_0}{\sigma_n^2}} \gamma\left(2L, \frac{L\lambda_0}{\sigma_n^2} - t\right) t^{2L-1} \exp(-t) dt. \end{aligned} \quad (33)$$

$$\begin{aligned} P_{m1}^{(1)} = & 1 - \frac{1}{[\Gamma(2L)]^2} \Gamma\left(2L, \frac{L(\lambda_0 - \lambda)}{\sigma_{hn}^2}\right) \gamma\left(2L, \frac{L\lambda}{\sigma_{hn}^2}\right) \\ & + \frac{1}{[\Gamma(2L)]^2} \int_{\frac{L(\lambda_0 - \lambda)}{\sigma_{hn}^2}}^{\frac{L\lambda_0}{\sigma_{hn}^2}} \gamma\left(2L, \frac{L\lambda_0}{\sigma_{hn}^2} - t\right) t^{2L-1} \\ & \times \exp(-t) dt. \end{aligned} \quad (34)$$

For $u_1 < \lambda$, $u_2 > \lambda$, $u_1 + u_2 > \lambda_0$, and $\lambda_0 > 2\lambda$, the false and missed detection probabilities will be found as

$$P_{f1}^{(2)} = \frac{1}{[\Gamma(2L)]^2} \int_0^{\frac{L\lambda}{\sigma_n^2}} \Gamma\left(2L, \frac{L\lambda_0}{\sigma_n^2} - t\right) t^{2L-1} \exp(-t) dt, \quad (35)$$

$$P_{m1}^{(2)} = 1 - \frac{1}{[\Gamma(2L)]^2} \int_0^{\frac{L\lambda}{\sigma_{hn}^2}} \Gamma\left(2L, \frac{L\lambda_0}{\sigma_{hn}^2} - t\right) t^{2L-1} \exp(-t) dt. \quad (36)$$

In case of $u_1 < \lambda$, $u_2 < \lambda$, $u_1 + u_2 > \lambda_0$, and $\lambda_0 > 2\lambda$, the detection region will be zero and probability of miss will be one.

3.4.2 Probability of false alarm and missed detection for $\lambda_0 = 2\lambda$

The probability of false alarm and missed detection for $u_1 > \lambda$, $u_2 < \lambda$, $u_1 + u_2 > \lambda_0$, and $\lambda_0 = 2\lambda$ will be

$$P_{f_2}^{(1)} = \frac{1}{[\Gamma(2L)]^2} \Gamma\left(2L, \frac{L\lambda}{\sigma_n^2}\right) \gamma\left(2L, \frac{L\lambda}{\sigma_n^2}\right) - \frac{1}{[\Gamma(2L)]^2} \int_{\frac{L\lambda}{\sigma_n^2}}^{\frac{L\lambda_0}{\sigma_n^2}} \gamma\left(2L, \frac{L\lambda_0}{\sigma_n^2} - t\right) t^{2L-1} \exp(-t) dt, \quad (37)$$

$$P_{m_2}^{(1)} = 1 - \frac{1}{[\Gamma(2L)]^2} \Gamma\left(2L, \frac{L\lambda}{\sigma_{hm}^2}\right) \gamma\left(2L, \frac{L\lambda}{\sigma_{hm}^2}\right) + \frac{1}{[\Gamma(2L)]^2} \int_{\frac{L\lambda}{\sigma_{hm}^2}}^{\frac{L\lambda_0}{\sigma_{hm}^2}} \gamma\left(2L, \frac{L\lambda_0}{\sigma_{hm}^2} - t\right) t^{2L-1} \exp(-t) dt. \quad (38)$$

For $u_1 < \lambda$, $u_2 > \lambda$, $u_1 + u_2 > \lambda_0$, and $\lambda_0 > 2\lambda$, the false and missed detection probabilities will be as follows:

$$P_{f_2}^{(2)} = \frac{1}{[\Gamma(2L)]^2} \int_0^{\frac{L\lambda}{\sigma_n^2}} \Gamma\left(2L, \frac{L\lambda_0}{\sigma_n^2} - t\right) t^{2L-1} \exp(-t) dt, \quad (39)$$

$$P_{m_2}^{(2)} = 1 - \frac{1}{[\Gamma(2L)]^2} \int_0^{\frac{L\lambda}{\sigma_{hm}^2}} \Gamma\left(2L, \frac{L\lambda_0}{\sigma_{hm}^2} - t\right) t^{2L-1} \exp(-t) dt. \quad (40)$$

When $u_1 < \lambda$, $u_2 < \lambda$, $u_1 + u_2 > \lambda_0$, and $\lambda_0 > 2\lambda$, the detection region will be zero and probability of miss will be one.

3.4.3 Probability of false alarm and missed detection for $\lambda_0 < 2\lambda$

The probability of false alarm and missed detection for $u_1 > \lambda$, $u_2 < \lambda$, $u_1 + u_2 > \lambda_0$, and $\lambda_0 = 2\lambda$ are

$$P_{f_3}^{(1)} = \frac{1}{[\Gamma(2L)]^2} \Gamma\left(2L, \frac{L\lambda}{\sigma_n^2}\right) \gamma\left(2L, \frac{L\lambda}{\sigma_n^2}\right) - \frac{1}{[\Gamma(2L)]^2} \int_{\frac{L\lambda}{\sigma_n^2}}^{\frac{L\lambda_0}{\sigma_n^2}} \Gamma\left(2L, \frac{L\lambda_0}{\sigma_n^2} - t\right) t^{2L-1} \exp(-t) dt, \quad (41)$$

$$P_{m_3}^{(1)} = 1 - \frac{1}{[\Gamma(2L)]^2} \Gamma\left(2L, \frac{L\lambda}{\sigma_{hm}^2}\right) \gamma\left(2L, \frac{L\lambda}{\sigma_{hm}^2}\right) + \frac{1}{[\Gamma(2L)]^2} \int_{\frac{L\lambda}{\sigma_{hm}^2}}^{\frac{L\lambda_0}{\sigma_{hm}^2}} \Gamma\left(2L, \frac{L\lambda_0}{\sigma_{hm}^2} - t\right) t^{2L-1} \exp(-t) dt. \quad (42)$$

The false and missed detection probabilities for $u_1 < \lambda$, $u_2 > \lambda$, $u_1 + u_2 > \lambda_0$, and $\lambda_0 > 2\lambda$ can be obtained as

$$P_{f_3}^{(2)} = \frac{1}{[\Gamma(2L)]^2} \int_0^{\frac{L(\lambda_0 - \lambda)}{\sigma_n^2}} \Gamma\left(2L, \frac{L\lambda_0}{\sigma_n^2} - t\right) t^{2L-1} \exp(-t) dt, \quad (43)$$

$$P_{m_3}^{(2)} = 1 - \frac{1}{[\Gamma(2L)]^2} \int_0^{\frac{L(\lambda_0 - \lambda)}{\sigma_{hm}^2}} \Gamma\left(2L, \frac{L\lambda_0}{\sigma_{hm}^2} - t\right) t^{2L-1} \exp(-t) dt. \quad (44)$$

In the case of $u_1 < \lambda$, $u_2 < \lambda$, $u_1 + u_2 > \lambda_0$, and $\lambda_0 > 2\lambda$, the false and missed detection probabilities will be

$$P_{f_3}^{(3)} = -\frac{1}{[\Gamma(2L)]^2} \Gamma\left(2L, \frac{L(\lambda_0 - \lambda)}{\sigma_n^2}\right) \Gamma\left(2L, \frac{L\lambda}{\sigma_n^2}\right) + \frac{1}{[\Gamma(2L)]^2} \left[\Gamma\left(2L, \frac{L\lambda}{\sigma_n^2}\right)\right]^2 + \frac{1}{[\Gamma(2L)]^2} \int_{\frac{L\lambda}{\sigma_n^2}}^{\frac{L\lambda_0}{\sigma_n^2}} \gamma\left(2L, \frac{L\lambda_0}{\sigma_n^2} - t\right) t^{2L-1} \exp(-t) dt, \quad (45)$$

$$P_{m_3}^{(3)} = 1 + \frac{1}{[\Gamma(2L)]^2} \Gamma\left(2L, \frac{L(\lambda_0 - \lambda)}{\sigma_{hm}^2}\right) \Gamma\left(2L, \frac{L\lambda}{\sigma_{hm}^2}\right) - \frac{1}{[\Gamma(2L)]^2} \left[\Gamma\left(2L, \frac{L\lambda}{\sigma_{hm}^2}\right)\right]^2 - \frac{1}{[\Gamma(2L)]^2} \int_{\frac{L\lambda}{\sigma_{hm}^2}}^{\frac{L\lambda_0}{\sigma_{hm}^2}} \gamma\left(2L, \frac{L\lambda_0}{\sigma_{hm}^2} - t\right) t^{2L-1} \exp(-t) dt. \quad (46)$$

The semi-selective soft combining scheme can be optimized by the procedure given in Section 3.2, and optimized values of the local and global thresholds can be obtained by the total probability of error minimization criterion.

4 Soft and hard combination schemes for more than two CRs

It can be seen from the discussion above that analysis of the proposed soft combining scheme is very complex in the case of more than two users. Hence, it is very difficult to find the optimum local and global thresholds for a general collaborative soft combining scheme with more than two CRs. Therefore, in the case of more than two CRs, we can assume that the FC does not have information about the local threshold λ . Therefore, the FC cannot use selective combining discussed in Section 3.2.

4.1 Non-selective soft combination scheme for more than two CRs

In the non-selective soft combining scheme for more than two users, the FC always combines the energy estimates of all CRs for taking a decision. When the FC does not use the local threshold for decision making, the non-selective soft combining scheme is similar to the scheme discussed in [4,13] for arbitrary number of CRs. However, in [4,13], the NP criterion is used for finding the optimized value of the global threshold. Moreover, the existing schemes [4,13] consider a slowly varying Rayleigh fading channel for analysis. It can be seen from Eq. (1) that we consider a fast fading Rayleigh channel between the PU and CRs in our analysis. In addition, it can be seen from Section 3.3 that we use the total probability of error for finding the optimized value of the threshold. Therefore, we need to derive the expression of the total probability of error for the conventional non-selective soft combining scheme of [4,13], and based on that, we can find a closed form expression of the optimal value of the global threshold.

In the non-selective soft combining scheme, each CR forwards the energy estimate over noiseless channel to the FC, and the FC takes the decision about the spectrum hole based on the global threshold λ_0 .

Let the number of secondary users or CRs be denoted by K . Each secondary user calculates a summary statistics u_i over a finite detection interval of L samples as

$$u_i = \frac{1}{L} \sum_{k=0}^{L-1} |y_i(k)|^2, \quad (47)$$

where $i = 1, 2, \dots, K$. The summary statistics are transmitted to the FC through a lossless control channel using orthogonal time slots or orthogonal frequency bands. The FC computes a global test statistics as

$$U = \sum_{i=1}^K u_i, \quad (48)$$

which is compared with a predefined threshold λ_0 to make a decision about the presence of the PU. It can be noted from Eq. (48) that the process of combining summary statistics is similar to equal-gain combining.

From Eq. (48), the c.f. of U in the case of hypotheses H_0 and H_1 will be

$$\psi_{U|H_0}(j\omega) = \frac{1}{\left(1 - \frac{j\omega\sigma_n^2}{L}\right)^{KL}} \quad (49)$$

and

$$\psi_{U|H_1}(j\omega) = \frac{1}{\left(1 - \frac{j\omega\sigma_{hm}^2}{L}\right)^{KL}}, \quad (50)$$

respectively. By taking the inverse Fourier transform of Eqs. (49) and (50), the p.d.f.s of U under hypotheses H_0 and H_1 can be obtained as

$$f_{U|H_0}(x) = \frac{L^{KL} \exp\left(-\frac{xL}{\sigma_n^2}\right) x^{KL-1}}{\sigma_n^{2KL} \Gamma(KL)} \quad (51)$$

and

$$f_{U|H_1}(x) = \frac{L^{KL} \exp\left(-\frac{xL}{\sigma_{hm}^2}\right) x^{KL-1}}{\sigma_{hm}^{2KL} \Gamma(KL)}, \quad (52)$$

respectively. The decision rule in the FC is

$$U = \sum_{i=1}^K u_i \underset{\text{PU absent}}{\overset{\text{PU present}}{\geq}} \lambda_0. \quad (53)$$

From Eqs. (51) and (52), we can obtain the *probability of false alarm* P_f in FC as

$$P_f = \int_{\lambda_0}^{\infty} f_{U|H_0}(x) dx = \frac{\Gamma(KL, L\lambda_{0n})}{\Gamma(KL)} \quad (54)$$

and the *probability of missed detection* P_m in the FC as

$$P_m = \int_0^{\lambda_0} f_{U|H_1}(x) dx = 1 - \frac{\Gamma\left(KL, \frac{L\lambda_{0n}}{1+\gamma}\right)}{\Gamma(KL)}. \quad (55)$$

The total error probability for equiprobable hypotheses is expressed from Eqs. (54) and (55) by

$$P_e = \frac{P_f + P_m}{2} = \frac{1}{2} - \frac{\Gamma\left(KL, \frac{L\lambda_{0n}}{1+\gamma}\right)}{2\Gamma(KL)} + \frac{\Gamma(KL, L\lambda_{0n})}{2\Gamma(KL)}. \quad (56)$$

Next, the optimal value of λ_{0n} can be found by partially differentiating Eq. (56) w.r.t. λ_{0n} and setting the result to zero. The partial derivative of Eq. (56) w.r.t. λ_{0n} will be

$$\frac{\partial P_e}{\partial \lambda_{0n}} = \frac{L^{KL} \lambda_{0n}^{KL-1} \exp\left(-\frac{L\lambda_{0n}}{1+\gamma}\right)}{2(1+\gamma)^{KL} \Gamma(KL)} - \frac{L^{KL} \lambda_{0n}^{KL-1} \exp(-L\lambda_{0n})}{2\Gamma(KL)}. \quad (57)$$

By equating Eq. (57) to zero and after some manipulations, we get the closed form expression of the optimized normalized global threshold as

$$\lambda_{0n}^* = K \left(1 + \frac{1}{\gamma}\right) \ln(1 + \gamma). \quad (58)$$

4.2 One-bit hard combination scheme

In [7], a non-selective 1-bit hard combination scheme for arbitrary number of CRs is studied. Since the detection

error analysis of a non-selective 1-bit hard combination scheme over slowly fading Rayleigh channels is performed in [7], we will find the total probability of error and optimized value of the local threshold for fast fading Rayleigh channels for comparison with the proposed selective combining schemes. In hard combining scheme, each CR takes a binary decision about the presence or absence of the primary signal using energy detector. The FC combines these binary decisions to find the presence or absence of the PU as follows [7]:

$$D = \sum_{i=1}^K d_i, \quad (59)$$

where D is the sum of the all 1-bit decisions from the CRs. Let n , $n \leq K$ corresponds to a number of cooperating CRs out of K CRs. The FC uses a majority rule for deciding the presence or absence of the PU. As per the majority decision rule if D is greater than n , then hypothesis \mathcal{H}_1 holds otherwise the hypothesis \mathcal{H}_0 is true. The hypotheses \mathcal{H}_0 and \mathcal{H}_1 can be written as [7]

$$\mathcal{H}_0 : D < n, \quad \text{if PU is absent}, \quad (60)$$

$$\mathcal{H}_1 : D \geq n, \quad \text{if PU is present}. \quad (61)$$

The p.d.f.s of u_i under hypotheses \mathcal{H}_0 and \mathcal{H}_1 can be obtained after some algebra as

$$f_{u_i|\mathcal{H}_0}(x) = \frac{L^L \exp\left(-\frac{xL}{\sigma_n^2}\right) x^{L-1}}{\sigma_n^{2L} \Gamma(L)} \quad (62)$$

and

$$f_{u_i|\mathcal{H}_1}(x) = \frac{L^L \exp\left(-\frac{xL}{\sigma_{hn}^2}\right) x^{L-1}}{\sigma_{hn}^{2L} \Gamma(L)}, \quad (63)$$

respectively. The decision rule in the i -th, $i = 1, \dots, K$, CR is

$$u_i \underset{\text{PU absent}}{\overset{\text{PU present}}{\geq}} \lambda. \quad (64)$$

From Eqs. (62), (63), and (64), we get the probability of false alarm P_f and probability of missed detection P_m in each CR as

$$P_f = \frac{\Gamma(L, L\lambda_n)}{\Gamma(L)}, \quad (65)$$

$$P_m = 1 - \frac{\Gamma\left(L, \frac{L\lambda_n}{1+\gamma}\right)}{\Gamma(L)}. \quad (66)$$

The probability of false alarm P_F in the FC for cooperative sensing will be [7]

$$P_F = \Pr(\mathcal{H}_1|\mathcal{H}_0) = \sum_{l=n}^K \binom{K}{l} P_f^l (1 - P_f)^{K-l}, \quad (67)$$

and the probability of missed detection P_M in FC will be [7]

$$P_M = \Pr(\mathcal{H}_0|\mathcal{H}_1) = 1 - \sum_{l=n}^K \binom{K}{l} (1 - P_m)^l (P_m)^{K-l}. \quad (68)$$

The total error rate of the hard combining-based cooperative scheme will be the sum of P_F and P_M . The optimal number of CRs and optimized value of the local threshold can be calculated by minimizing the total error rate as shown in [7].

5 Numerical results

We consider a cognitive system with one PU, two CRs, and a FC for simulations. Moreover, we use local and global thresholds normalized with noise variance σ_n^2 in simulations. In Figure 5, the total probability of error versus normalized global threshold λ_{0n} plots of the proposed selective soft combining scheme with different number of received samples $L = 1, 2, 3, 4$ and PU-CR link SNR=0, 5 dB are shown. It can be seen from Figure 5 that the total probability of error is a convex function of the normalized global threshold in the proposed selective soft combining scheme. The total probability of error is calculated from Eq. (20). It can be observed from Figure 5 that by increasing the number of samples and SNR, very low value of the total probability of error can be achieved.

Figure 6 shows that the total probability of error obtained from Eq. (24) is a convex function of normalized local threshold in the proposed selective soft combining scheme when $\lambda_0 < 2\lambda$. Moreover, it can be seen from Figure 6 that the total probability of error reduces by increasing number of data samples and SNR of the PU-CR link. It can be observed from Figures 7, 8, and 9 that for a *single* received data sample, it is possible to minimize the total probability of error at a given SNR of the PU-CR link by an optimized global threshold in the proposed selective soft combining scheme.

Optimized values of the global thresholds for the proposed selective soft combining scheme and non-selective combining scheme (Sections 3.3 and 4.1) are calculated for each SNR values from Eqs. (31) and (58), respectively. Whereas, the global thresholds for the hard combining scheme (Section 4.2) are calculated numerically at each SNR value using Eqs. (67) and (68). Table 1 shows the

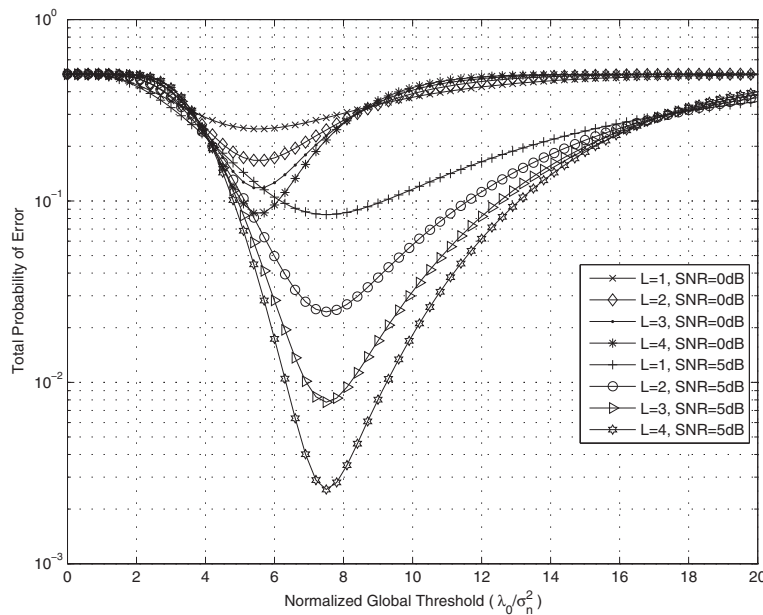


Figure 5 Total probability of error versus normalized global threshold plots of the proposed selective soft combining scheme. With two CRs; $\lambda_n = 0$; different number of samples $L = 1, 2, 3, 4$; and SNR = 0, 5 dB.

minimum value of total probability of error at optimal value of the normalized global threshold of the proposed selective soft combining scheme with two CRs, $L = 1$, and SNR = -10, 0, 10 dB for different numbers of normalized local threshold. It can be concluded from Table 1 that as

the λ_n is increased to 4.0, a given SNR total probability of error also increases.

In Figure 10, we have plotted the total probability of error versus SNR of the PU-CR link plots for the proposed selective soft combining scheme, non-selective

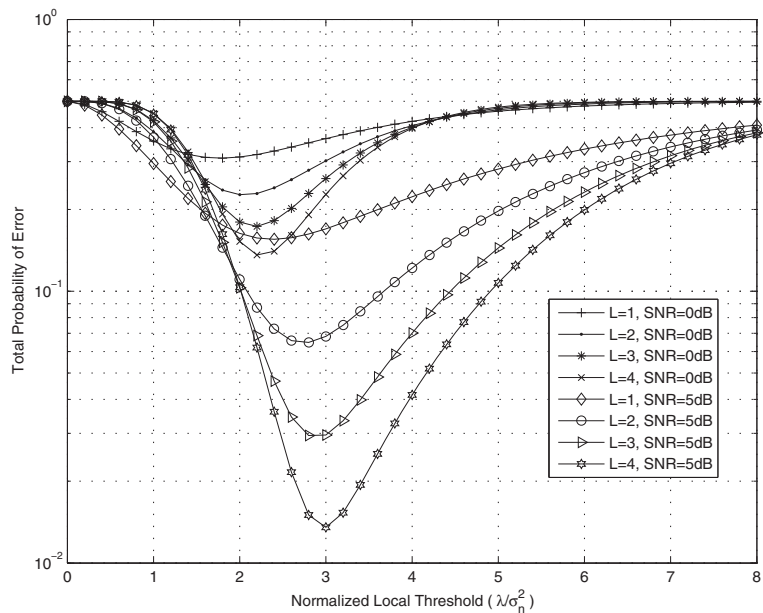


Figure 6 Total probability of error versus normalized local threshold plots of the proposed selective soft combining scheme. With two CRs; $\lambda_0 < 2\lambda$; $L = 1, 2, 3, 4$; and SNR = 0, 5 dB.

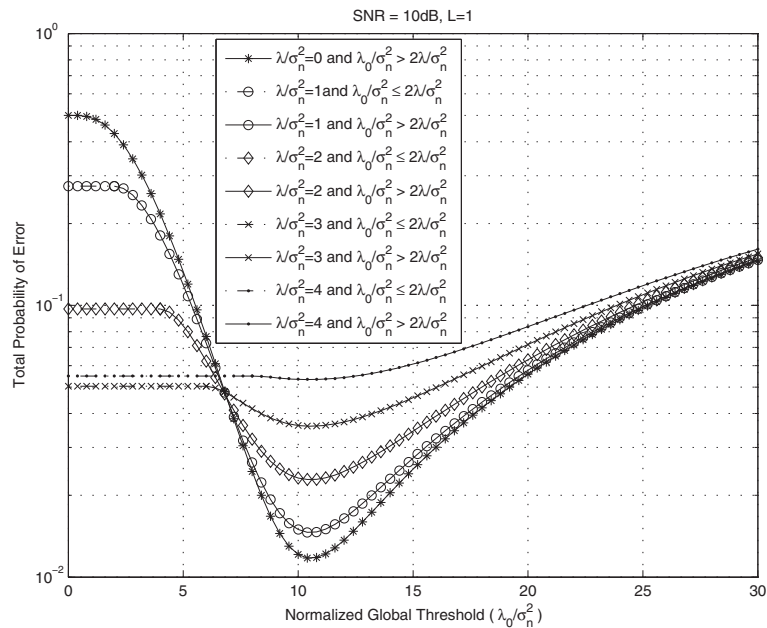


Figure 7 Total probability of error versus normalized global threshold plots of the proposed selective soft combining scheme. With two CRs, $L = 1$, and SNR = 10 dB.

soft combining scheme, and 1-bit hard combining scheme for two CRs, one received data sample, and $\lambda_n = 0$. It can be observed from Figure 10 that the proposed selective soft combining scheme significantly outperforms the non-selective soft and hard combining schemes. In

order to compare the proposed selective and non-selective soft combining schemes under NP and total error minimization criterion, plots of the probability of detection of spectrum hole and probability of false alarm versus SNR of PU-CR link are shown in

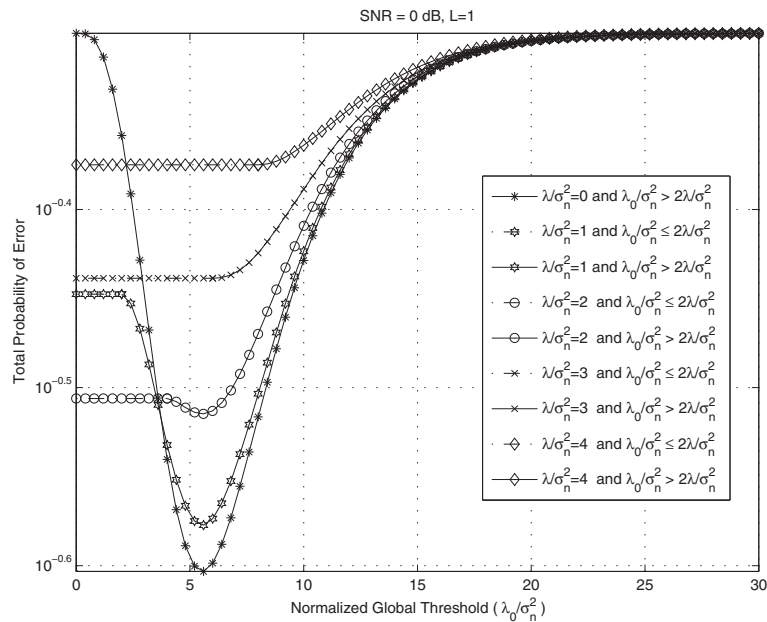
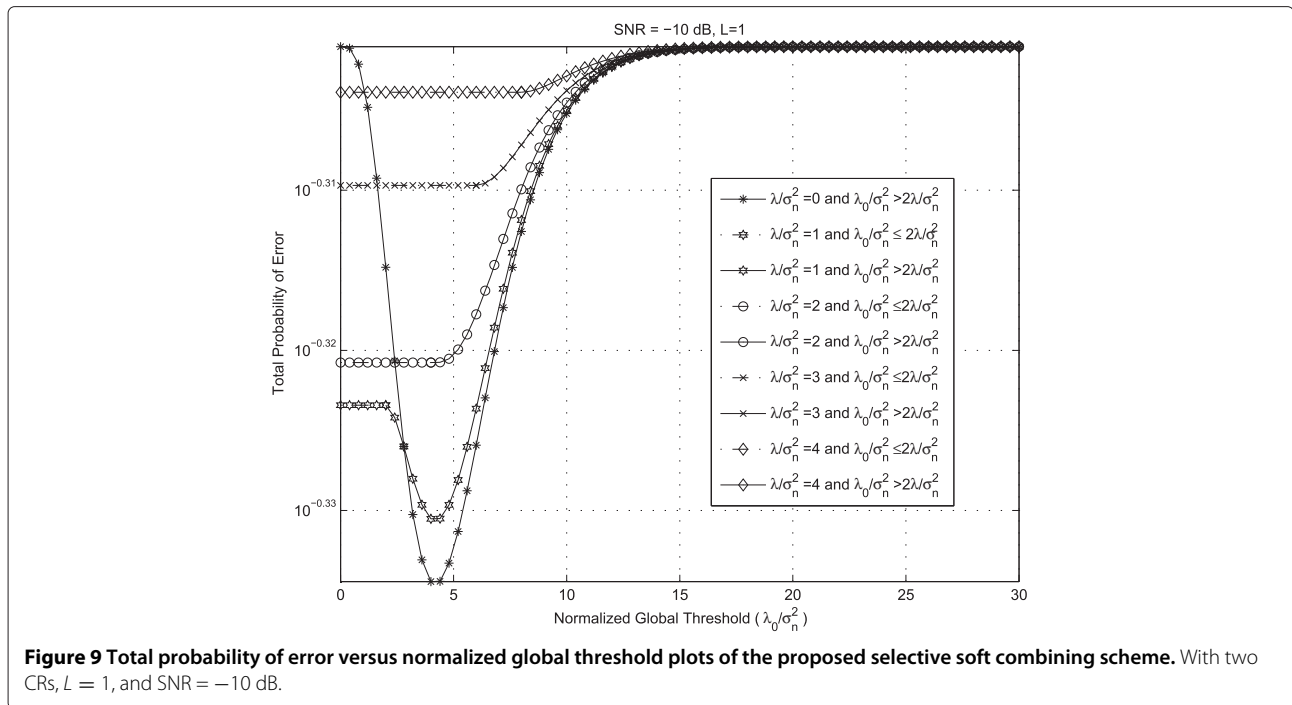


Figure 8 Total probability of error versus normalized global threshold plots of the proposed selective soft combining scheme. With two CRs, $L = 1$, and SNR = 0 dB.



Figures 2 and 11, respectively, for a single received data sample.

Under the NP criterion, the non-selective soft combining scheme explained in Section 4.1 is optimized as discussed in [4,13]. It can be seen from Figure 11 that the probability of detection under *the total probability of error minimization* criterion is better than that obtained

using the NP criterion for the selective and non-selective soft combining schemes for the considered SNR values. Moreover, under the total probability of error minimization criterion, the proposed selective soft combining scheme significantly outperforms the non-selective soft combining scheme over the range of SNR values used in Figure 11. For example, an SNR gain of approximately

Table 1 Optimal values of normalized global threshold for varying values of normalized local threshold

Sample no.	SNR (dB)	Total prob. of error	Normalized global threshold	
			λ_n	λ_{0n}^*
1	-10	0.4630	0.0	4.4
2	-10	0.4672	1.0	4.4
3	-10	0.4778	2.0	4.4
4	-10	0.4901	3.0	4.4
5	-10	0.4967	4.0	4.4
6	0	0.2493	0.0	5.6
7	0	0.2647	1.0	5.6
8	0	0.3057	2.0	5.6
9	0	0.3642	3.0	5.6
10	0	0.4218	4.0	5.6
11	10	0.0118	0.0	10.4
12	10	0.1462	1.0	10.4
13	10	0.2286	2.0	10.4
14	10	0.0359	3.0	10.4
15	10	0.0534	4.0	10.4

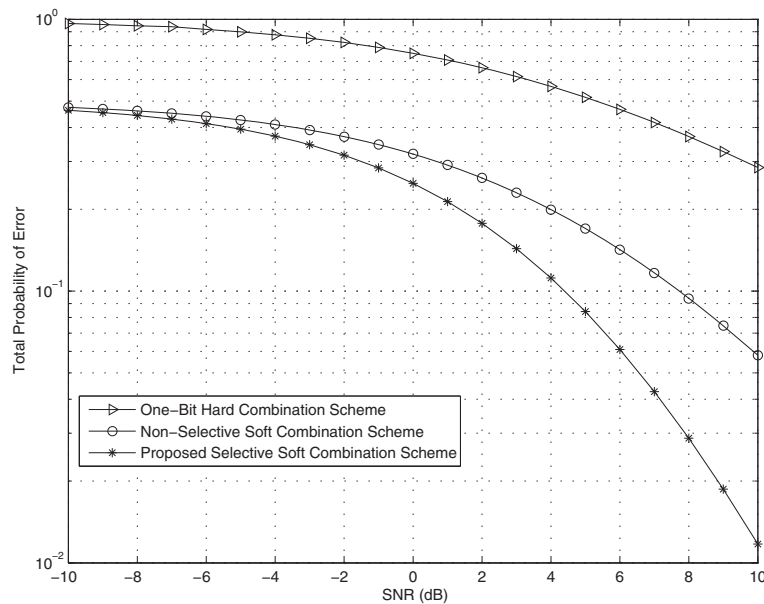


Figure 10 Total probability of error versus SNR plots. Of the 1-bit hard combination scheme, non-selective soft combination scheme, and proposed selective soft combination scheme for two cognitive radios.

3 dB is achieved at the probability of detection = 0.7 by the proposed selective scheme as compared to the non-selective scheme under the total probability of error criterion. Figure 11 shows that the proposed selective soft combining scheme under the total error probability minimization criterion provides better probability detection than the non-selective soft combining scheme using the proposed total error probability minimization and

NP criteria for the considered SNR values. The probability of false alarm versus SNR plots of the proposed selective and non-selective soft combining schemes are shown in Figure 12. It can be seen from Figure 12 that the probability of false alarm of the selective and non-selective schemes under the NP criterion is much less than 0.1, which corresponds to the tolerable value of interference at the PU as specified by IEEE 802.22 cognitive

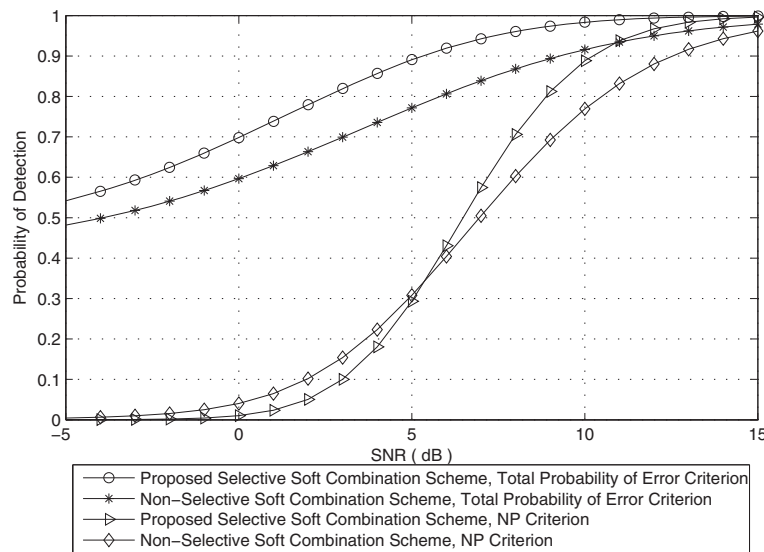


Figure 11 Probability of detection versus SNR for two cognitive radios. Of the proposed selective and non-selective soft combination scheme under NP and total probability of error minimization criterion with $L = 1$.

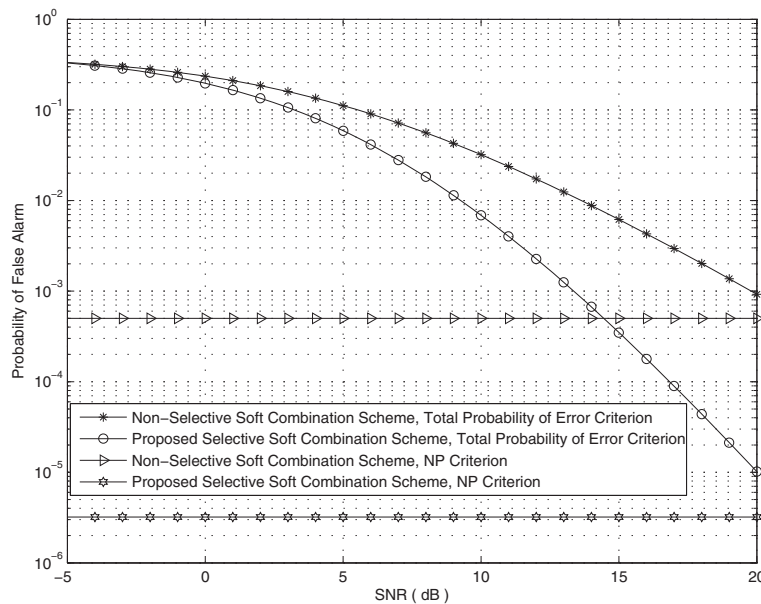


Figure 12 Probability of false alarm versus SNR plots. Of the proposed selective and non-selective soft combination scheme under the NP and total probability of error minimization criteria with $L = 1$.

wireless regional area network (WRAN) standard [29]. Under the NP criterion, this very low (much lower than the tolerance level) value of the probability of false alarm is achieved at the cost of very poor probability of detection, as shown in Figure 11, which leads to significant under-utilization of the available spectrum hole. Whereas, it can be seen from Figures 2 and 11 that the proposed selective combining scheme under the total error minimization criterion provides better probability of detection than the non-selective scheme using the NP criterion while keeping the probability of false alarm lower than the specified value, i.e., 0.1 for $3 \leq \text{SNR} \leq 20$. Therefore, the proposed selective soft combining scheme along with the total probability of error minimization criterion is able to properly utilize a spectrum hole with interference level less than the specified value. It can be seen from Table 2

that with increasing value of L of the proposed selective combining scheme, the probabilities of false alarm and missed detection decreases at given $\text{SNR} = -20, -2$ dB. Table 2 shows that requirements proposed in IEEE 802.22 WRAN is not achieved for the proposed selective combining scheme when L is varied from 1 to 8 at $\text{SNR} = -20$ dB. However, at $\text{SNR} = -2$ dB, the requirements can be achieved when $L = 8$ with $t_{\text{CDT}} = 0.000128$ s, where t_{CDT} denotes the channel detection time, while no other processing delays are assumed. It can be noted that with increasing number of samples, the time to detect the primary signal will also increase for a given sampling frequency. In order to detect a spectrum hole quickly while satisfying IEEE 802.22 WRAN standards, we have considered finite small number of samples in our numerical results.

Table 2 Effect of L on the performance of cooperative spectrum sensing

L	P_f at $\text{SNR} = -20$ dB	P_f at $\text{SNR} = -2$ dB	P_m at $\text{SNR} = -20$ dB	P_m at $\text{SNR} = -2$ dB
1	0.4532	0.2513	0.5390	0.3812
2	0.4812	0.2027	0.5077	0.2917
3	0.4963	0.1657	0.4901	0.2354
4	0.5069	0.1369	0.4775	0.1946
5	0.5151	0.1140	0.4673	0.1631
6	0.5220	0.0956	0.4588	0.1380
7	0.5280	0.0805	0.4513	0.1176
8	0.5333	0.0681	0.4447	0.1007

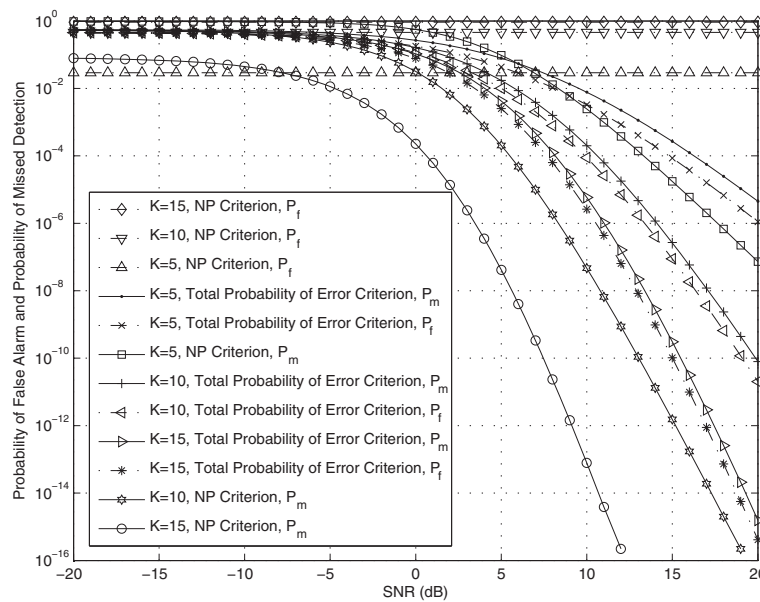


Figure 13 Probability of false alarm (P_f) and probability of miss (P_m) versus SNR plots. Of the non-selective soft combination scheme under the NP and total probability of error minimization criteria with $L = 1$.

It can be seen from Figure 13 and Table 3 that as the number of CRs is increased from $K = 5$ to $K = 15$, the probability of false alarm also increases under NP criterion at SNR = 10 dB. However, probability of missed detection reduces with increasing number of CRs from $K = 5$ to $K = 15$ under NP criterion. It can also be observed from Figure 13 and Table 3 that at SNR=10 dB, the probability of missed detection decreases with increasing number of CRs under total error probability criterion and NP criterion. Table 3 also shows that the probability of false alarm under total error probability criterion is much less than that under the NP criterion; hence, it indicates that the total error probability criterion performs better than NP criterion. On the other hand, this improvement in the probability of false alarm is achieved at the cost of much higher probability of missed detection. It can also be observed from Figure 13 that at a very low SNR (say -20 dB), there is almost negligible difference in the probabilities of false alarm and missed detection under NP and the total error probability criterion. As the number

of CRs are increased to 15 for single sample of received signal, the values of probability of false alarm and missed detection is almost same. Figure 13 shows that at SNR = 0 dB, the probability of missed detection ≤ 0.1 and probability of false alarm ≤ 0.1 under the total error probability criterion, and hence, the requirement proposed in IEEE 802.22 WRAN can be satisfied in this low SNR which is very difficult to achieve in the case of NP criterion.

6 Conclusions

In this paper, we have demonstrated that it is possible for a collaborative cognitive radio network to detect the spectrum hole in an optimal manner by minimizing the total probability of error in decision making with a finite number of the received data samples. It is shown by simulations that the proposed selective scheme for soft combination significantly outperforms the non-selective soft and hard combining schemes. Moreover, the total probability of error minimization criterion performs better than

Table 3 Non-selective soft combination scheme with total error probability criterion and NP criterion at SNR=10 dB and $L = 1$

Number of CRs (K)	P_f	P_f	P_m	P_m
	(NP criteria)	(Total probability of error)	(NP criteria)	(Total probability of error)
5	0.02925	0.003265	0.002447	0.007718
10	0.4579	8.833e-005	4.663e-008	0.0002002
15	0.9165	2.633e-006	7.816e-014	5.872e-006

the NP criterion while keeping the probability of false alarm within the desired limits for specified values of SNR of the PU-CR link.

Endnote

^aWe are skipping analytical details here and writing the final expressions to avoid repetition.

Competing interests

The authors declare that they have no competing interests.

Acknowledgements

This work was partially supported by the IDRC Research Grant RP02253.

Author details

¹Department of Electronics and Telecommunication Engineering, National Institute of Technology - Raipur, Chhattisgarh 492010, India. ²Department of Electrical Engineering, Indian Institute of Technology - Delhi, Hauz Khas, New Delhi 110016, India.

Received: 6 August 2011 Accepted: 22 May 2013

Published: 14 June 2013

References

1. S Haykin, Cognitive radio: brain-empowered wireless communications, *IEEE J. Sel. Areas Commun.* **23**, 201–220 (2005)
2. RW Broderson, A Wolisz, D Cabric, SM Mishra, D Willkomm, *CORVUS: A Cognitive Radio Approach for Usage of Virtual Unlicensed Spectrum*. (Univ. California Berkeley Whitepaper, Berkeley, CA, 2004)
3. A Goldsmith, SA Jafar, I Maric, S Srinivasa, Breaking spectrum gridlock with cognitive radios: An information theoretic perspective, *Proc. IEEE*. **97**(5), 894–914 (2009)
4. Z Quan, S Cui, AH Sayed, Optimal linear cooperation for spectrum sensing in cognitive radio networks, *IEEE J. Sel. Topics in Sig. Proc.* **2**(1), 28–40 (2008)
5. J Unnikrishnan, W Veeravalli, Cooperative sensing for primary detection in cognitive radio, *IEEE J. Sel. Topics in Sig. Proc.* **2**, 18–27 (2008)
6. E Peh, Y-C Liang, in *Proceedings of the IEEE Wireless Communications and Networking Conference (WCNC)*. Optimization for cooperative sensing in cognitive radio networks (March 2007, pp. 27–32. Hong Kong
7. W Zhang, RK Mallik, KB Letaief, Optimization of cooperative spectrum sensing with energy detection in cognitive radio networks, *IEEE Trans. Wireless Commun.* **8**(12), 5761–5766 (2009)
8. Y Liu, C Zeng, H Wang, G Wei, in *Proceedings of the 2nd International Conference on Advanced Computer Control (ICACC)*. Energy detection threshold optimization for cooperative spectrum sensing Shenyang, March 2010), pp. pp.566–570
9. JG Proakis, M Salehi, *Digital Communications*, 5th edn. (McGraw-Hill, New York, 2008)
10. H Urkowitz, Energy detection of unknown deterministic signals, *Proc. IEEE*. **55**(4), 523–531 (1967)
11. VI Kostylev, in *Proceedings of the IEEE Int. Conf. on Communications (ICC'02)*, Energy detection of a signal with random amplitude (New York, 28 April–2 May 2002)
12. FF Digham, M-S Alouini, MK Simon, On the energy detection of unknown signals over fading channels, *IEEE Trans. Commun.* **55**(1), 3575–3579 (2007)
13. J Ma, G Zhao, Soft combination and detection for cooperative spectrum sensing in cognitive radio networks. *IEEE Trans. Wireless Commun.* **7**(11), 4502–4507 (2008)
14. G Ganesan, Y Li, Cooperative spectrum sensing in cognitive radio, part I: two user networks, *IEEE Trans. Wireless Commun.* **6**(6), pp.2204–2213 (2007)
15. YC Liang, Y Zeng, Peh ECY, AT Hoang, Sensing-throughput tradeoff for cognitive radio networks, *IEEE Trans. Wireless Commun.* **7**(4), pp.1326–1337 (2008)
16. S Atapattu, C Tellambura, H Jiang, in *Proceedings of the IEEE Int. Conf. on Industrial and Information Systems (ICIIS)*. Energy detection of primary signals over $\eta - \mu$ fading channels (Sri Lanka, December 2009), pp. pp.118–122
17. S Atapattu, C Tellambura, H Jiang, Energy detection based cooperative spectrum sensing in cognitive radio networks, *IEEE Trans. Wireless Commun.* **10**(4), 1232–1241 (2011)
18. SP Herath, N Rajatheva, C Tellambura, Energy detection of unknown signals in fading and diversity reception, *IEEE Trans. Commun.* **59**(9), 2443–2453 (2011)
19. S Atapattu, C Tellambura, H Jiang, Performance of an energy detector over Channels with both multipath fading and shadowing, *IEEE Trans. Wireless Commun.* **9**(12), 3662–3670 (2010)
20. EH Gismalla, E Alsusa, Performance analysis of the periodogram-based energy detector in fading channels, *IEEE Trans. Sig. Proc.* **59**(8), 3712–3721 (2011)
21. AW Min, X Zhang, KG Shin, Detection of small-scale primary users in cognitive radio networks, *IEEE J. Sel. Areas Commun.* **29**(2), 349–361 (2011)
22. S Atapattu, C Tellambura, H Jiang, in *Proceedings of the IEEE Int. Conf. on Communications (ICC'11)*. Spectrum sensing via energy detector in low SNR (Kyoto, June 2011), pp. 5–9
23. S Atapattu, C Tellambura, H Jiang, in *Proceedings of the IEEE Int. Conf. on Industrial and Information Systems (ICIIS)*. Spectrum sensing in low SNR: diversity combining and cooperative communications (Kandy, 16–19 August 2011), pp. 13–17
24. P Jia, M Vu, T Le-Ngoc, SC Hong, V Tarokh, "Detection of small-scale primary users in cognitive radio networks," *IEEE J. Sel. Areas Commun.* **29**(2), 276–289 (2011)
25. A Papoulis, SU Pillai, *Probability, random variables and stochastic processes*, 4th edn. (McGraw-Hill, New York, 2002)
26. M Abramowitz, IA Stegun, *Handbook of mathematical functions with formulas, graphs, and mathematical tables*, 9th edn. (Dover, New York, 1970)
27. HL Van Trees, *Detection, estimation, and modulation theory*, (Wiley, New York, 1968). Part 1
28. MR Bhatnagar, A Hjørungnes, M Debbah, Delay-tolerant decode-and-forward based cooperative communication over Ricean channels, *IEEE Trans. Wireless Commun.* **9**(4), 1277–1282 (2010)
29. IEEE P802.22/D0.5, Draft Standard for Wireless Regional Area Networks Part 22: Cognitive Wireless RAN Medium Access Control (MAC) and Physical Layer (PHY) specifications: Policies and procedures for operation in the TV Bands. (IEEE, Piscataway, 2008)

doi:10.1186/1687-1499-2013-165

Cite this article as: Singh et al.: Threshold optimization of a finite sample-based cognitive radio network using energy detector. *EURASIP Journal on Wireless Communications and Networking* 2013 **2013**:165.

Submit your manuscript to a SpringerOpen[®] journal and benefit from:

- Convenient online submission
- Rigorous peer review
- Immediate publication on acceptance
- Open access: articles freely available online
- High visibility within the field
- Retaining the copyright to your article

Submit your next manuscript at ► springeropen.com