

Observation of $Y(3940) \rightarrow J/\psi\omega$ in $B \rightarrow J/\psi\omega K$ at BABAR

B. Aubert,¹ M. Bona,¹ D. Boutigny,¹ Y. Karyotakis,¹ J. P. Lees,¹ V. Poireau,¹ X. Prudent,¹ V. Tisserand,¹ A. Zghiche,¹ J. Garra Tico,² E. Grauges,² L. Lopez,³ A. Palano,³ M. Pappagallo,³ G. Eigen,⁴ B. Stugu,⁴ L. Sun,⁴ G. S. Abrams,⁵ M. Battaglia,⁵ D. N. Brown,⁵ J. Button-Shafer,⁵ R. N. Cahn,⁵ Y. Groyzman,⁵ R. G. Jacobsen,⁵ J. A. Kadyk,⁵ L. T. Kerth,⁵ Yu. G. Kolomensky,⁵ G. Kukartsev,⁵ D. Lopes Pegna,⁵ G. Lynch,⁵ L. M. Mir,⁵ T. J. Orimoto,⁵ I. L. Osipenko,⁵ M. T. Ronan,^{5,*} K. Tackmann,⁵ T. Tanabe,⁵ W. A. Wenzel,⁵ P. del Amo Sanchez,⁶ C. M. Hawkes,⁶ A. T. Watson,⁶ T. Held,⁷ H. Koch,⁷ M. Pelizaeus,⁷ T. Schroeder,⁷ M. Steinke,⁷ D. Walker,⁸ D. J. Asgeirsson,⁹ T. Cuhadar-Donszelmann,⁹ B. G. Fulsom,⁹ C. Hearty,⁹ T. S. Mattison,⁹ J. A. McKenna,⁹ A. Khan,¹⁰ M. Saleem,¹⁰ L. Teodorescu,¹⁰ V. E. Blinov,¹¹ A. D. Bukin,¹¹ V. P. Druzhinin,¹¹ V. B. Golubev,¹¹ A. P. Onuchin,¹¹ S. I. Serebnyakov,¹¹ Yu. I. Skovpen,¹¹ E. P. Solodov,¹¹ K. Yu. Todyshev,¹¹ M. Bondioli,¹² S. Curry,¹² I. Eschrich,¹² D. Kirkby,¹² A. J. Lankford,¹² P. Lund,¹² M. Mandelkern,¹² E. C. Martin,¹² D. P. Stoker,¹² S. Abachi,¹³ C. Buchanan,¹³ S. D. Foulkes,¹⁴ J. W. Gary,¹⁴ F. Liu,¹⁴ O. Long,¹⁴ B. C. Shen,¹⁴ L. Zhang,¹⁴ H. P. Paar,¹⁵ S. Rahatlou,¹⁵ V. Sharma,¹⁵ J. W. Berryhill,¹⁶ C. Campagnari,¹⁶ A. Cunha,¹⁶ B. Dahmes,¹⁶ T. M. Hong,¹⁶ D. Kovalskyi,¹⁶ J. D. Richman,¹⁶ T. W. Beck,¹⁷ A. M. Eisner,¹⁷ C. J. Flacco,¹⁷ C. A. Heusch,¹⁷ J. Kroseberg,¹⁷ W. S. Lockman,¹⁷ T. Schalk,¹⁷ B. A. Schumm,¹⁷ A. Seiden,¹⁷ M. G. Wilson,¹⁷ L. O. Winstrom,¹⁷ E. Chen,¹⁸ C. H. Cheng,¹⁸ F. Fang,¹⁸ D. G. Hitlin,¹⁸ I. Narsky,¹⁸ T. Piatenko,¹⁸ F. C. Porter,¹⁸ R. Andreassen,¹⁹ G. Mancinelli,¹⁹ B. T. Meadows,¹⁹ K. Mishra,¹⁹ M. D. Sokoloff,¹⁹ F. Blanc,²⁰ P. C. Bloom,²⁰ S. Chen,²⁰ W. T. Ford,²⁰ J. F. Hirschauer,²⁰ A. Kreisel,²⁰ M. Nagel,²⁰ U. Nauenberg,²⁰ A. Olivas,²⁰ J. G. Smith,²⁰ K. A. Ulmer,²⁰ S. R. Wagner,²⁰ J. Zhang,²⁰ A. M. Gabareen,²¹ A. Soffer,^{21,†} W. H. Toki,²¹ R. J. Wilson,²¹ F. Winklmeier,²¹ D. D. Altenburg,²² E. Feltresi,²² A. Hauke,²² H. Jasper,²² J. Merkel,²² A. Petzold,²² B. Spaan,²² K. Wacker,²² V. Klose,²³ M. J. Kobel,²³ H. M. Lacker,²³ W. F. Mader,²³ R. Nogowski,²³ J. Schubert,²³ K. R. Schubert,²³ R. Schwierz,²³ J. E. Sundermann,²³ A. Volk,²³ D. Bernard,²⁴ G. R. Bonneaud,²⁴ E. Latour,²⁴ V. Lombardo,²⁴ Ch. Thiebaut,²⁴ M. Verderi,²⁴ P. J. Clark,²⁵ W. Gradl,²⁵ F. Muheim,²⁵ S. Playfer,²⁵ A. I. Robertson,²⁵ J. E. Watson,²⁵ Y. Xie,²⁵ M. Andreotti,²⁶ D. Bettoni,²⁶ C. Bozzi,²⁶ R. Calabrese,²⁶ A. Cecchi,²⁶ G. Cibinetto,²⁶ P. Franchini,²⁶ E. Luppi,²⁶ M. Negrini,²⁶ A. Petrella,²⁶ L. Piemontese,²⁶ E. Prencipe,²⁶ V. Santoro,²⁶ F. Anulli,²⁷ R. Baldini-Ferroli,²⁷ A. Calcaterra,²⁷ R. de Sangro,²⁷ G. Finocchiaro,²⁷ S. Pacetti,²⁷ P. Patteri,²⁷ I. M. Peruzzi,^{27,‡} M. Piccolo,²⁷ M. Rama,²⁷ A. Zallo,²⁷ A. Buzzo,²⁸ R. Contri,²⁸ M. Lo Vetere,²⁸ M. M. Macri,²⁸ M. R. Monge,²⁸ S. Passaggio,²⁸ C. Patrignani,²⁸ E. Robutti,²⁸ A. Santroni,²⁸ S. Tosi,²⁸ K. S. Chaisanguanthum,²⁹ M. Morii,²⁹ J. Wu,²⁹ R. S. Dubitzky,³⁰ J. Marks,³⁰ S. Schenk,³⁰ U. Uwer,³⁰ D. J. Bard,³¹ P. D. Dauncey,³¹ R. L. Flack,³¹ J. A. Nash,³¹ W. Panduro Vazquez,³¹ M. Tibbetts,³¹ P. K. Behera,³² X. Chai,³² M. J. Charles,³² U. Mallik,³² V. Ziegler,³² J. Cochran,³³ H. B. Crawley,³³ L. Dong,³³ V. Eyges,³³ W. T. Meyer,³³ S. Prell,³³ E. I. Rosenberg,³³ A. E. Rubin,³³ Y. Y. Gao,³⁴ A. V. Gritsan,³⁴ Z. J. Guo,³⁴ C. K. Lae,³⁴ A. G. Denig,³⁵ M. Fritsch,³⁵ G. Schott,³⁵ N. Arnaud,³⁶ J. Béquilleux,³⁶ A. D'Orazio,³⁶ M. Davier,³⁶ G. Grosdidier,³⁶ A. Höcker,³⁶ V. Lepeltier,³⁶ F. Le Diberder,³⁶ A. M. Lutz,³⁶ S. Pruvot,³⁶ S. Rodier,³⁶ P. Roudeau,³⁶ M. H. Schune,³⁶ J. Serrano,³⁶ V. Sordini,³⁶ A. Stocchi,³⁶ W. F. Wang,³⁶ G. Wormser,³⁶ D. J. Lange,³⁷ D. M. Wright,³⁷ I. Bingham,³⁸ C. A. Chavez,³⁸ I. J. Forster,³⁸ J. R. Fry,³⁸ E. Gabathuler,³⁸ R. Gamet,³⁸ D. E. Hutchcroft,³⁸ D. J. Payne,³⁸ K. C. Schofield,³⁸ C. Touramanis,³⁸ A. J. Bevan,³⁹ K. A. George,³⁹ F. Di Lodovico,³⁹ W. Menges,³⁹ R. Sacco,³⁹ G. Cowan,⁴⁰ H. U. Flaecher,⁴⁰ D. A. Hopkins,⁴⁰ S. Paramesvaran,⁴⁰ F. Salvatore,⁴⁰ A. C. Wren,⁴⁰ D. N. Brown,⁴¹ C. L. Davis,⁴¹ J. Allison,⁴² N. R. Barlow,⁴² R. J. Barlow,⁴² Y. M. Chia,⁴² C. L. Edgar,⁴² G. D. Lafferty,⁴² T. J. West,⁴² J. I. Yi,⁴² J. Anderson,⁴³ C. Chen,⁴³ A. Jawahery,⁴³ D. A. Roberts,⁴³ G. Simi,⁴³ J. M. Tuggle,⁴³ G. Blaylock,⁴⁴ C. Dallapiccola,⁴⁴ S. S. Hertzbach,⁴⁴ X. Li,⁴⁴ T. B. Moore,⁴⁴ E. Salvati,⁴⁴ S. Saremi,⁴⁴ R. Cowan,⁴⁵ D. Dujmic,⁴⁵ P. H. Fisher,⁴⁵ K. Koeneke,⁴⁵ G. Sciolla,⁴⁵ S. J. Sekula,⁴⁵ M. Spitznagel,⁴⁵ F. Taylor,⁴⁵ R. K. Yamamoto,⁴⁵ M. Zhao,⁴⁵ Y. Zheng,⁴⁵ S. E. Mclachlin,^{46,*} P. M. Patel,⁴⁶ S. H. Robertson,⁴⁶ A. Lazzaro,⁴⁷ F. Palombo,⁴⁷ J. M. Bauer,⁴⁸ L. Cremaldi,⁴⁸ V. Eschenburg,⁴⁸ R. Godang,⁴⁸ R. Kroeger,⁴⁸ D. A. Sanders,⁴⁸ D. J. Summers,⁴⁸ H. W. Zhao,⁴⁸ S. Brunet,⁴⁹ D. Côté,⁴⁹ M. Simard,⁴⁹ P. Taras,⁴⁹ F. B. Viaud,⁴⁹ H. Nicholson,⁵⁰ G. De Nardo,⁵¹ F. Fabozzi,^{51,§} L. Lista,⁵¹ D. Monorchio,⁵¹ C. Sciacca,⁵¹ M. A. Baak,⁵² G. Raven,⁵² H. L. Snoek,⁵² C. P. Jessop,⁵³ K. J. Knoepfel,⁵³ J. M. LoSecco,⁵³ G. Benelli,⁵⁴ L. A. Corwin,⁵⁴ K. Honscheid,⁵⁴ H. Kagan,⁵⁴ R. Kass,⁵⁴ J. P. Morris,⁵⁴ A. M. Rahimi,⁵⁴ J. J. Regensburger,⁵⁴ Q. K. Wong,⁵⁴ N. L. Blount,⁵⁵ J. Brau,⁵⁵ R. Frey,⁵⁵ O. Igonkina,⁵⁵ J. A. Kolb,⁵⁵ M. Lu,⁵⁵ R. Rahmat,⁵⁵ N. B. Sinev,⁵⁵ D. Strom,⁵⁵ J. Strube,⁵⁵ E. Torrence,⁵⁵ N. Gagliardi,⁵⁶ A. Gaz,⁵⁶ M. Margoni,⁵⁶ M. Morandin,⁵⁶ A. Pompili,⁵⁶ M. Posocco,⁵⁶ M. Rotondo,⁵⁶ F. Simonetto,⁵⁶ R. Stroili,⁵⁶ C. Voci,⁵⁶ E. Ben-Haim,⁵⁷ H. Briand,⁵⁷ G. Calderini,⁵⁷ J. Chauveau,⁵⁷ P. David,⁵⁷ L. Del Buono,⁵⁷ Ch. de la Vaissière,⁵⁷ O. Hamon,⁵⁷ Ph. Leruste,⁵⁷ J. Malclès,⁵⁷ J. Ocariz,⁵⁷ A. Perez,⁵⁷ J. Prendki,⁵⁷ L. Gladney,⁵⁸ M. Biasini,⁵⁹ R. Covarelli,⁵⁹

E. Manoni,⁵⁹ C. Angelini,⁶⁰ G. Batignani,⁶⁰ S. Bettarini,⁶⁰ M. Carpinelli,⁶⁰ R. Cenci,⁶⁰ A. Cervelli,⁶⁰ F. Forti,⁶⁰ M. A. Giorgi,⁶⁰ A. Lusiani,⁶⁰ G. Marchiori,⁶⁰ M. A. Mazur,⁶⁰ M. Morganti,⁶⁰ N. Neri,⁶⁰ E. Paoloni,⁶⁰ G. Rizzo,⁶⁰ J. J. Walsh,⁶⁰ M. Haire,⁶¹ J. Biesiada,⁶² P. Elmer,⁶² Y. P. Lau,⁶² C. Lu,⁶² J. Olsen,⁶² A. J. S. Smith,⁶² A. V. Telnov,⁶² E. Baracchini,⁶³ F. Bellini,⁶³ G. Cavoto,⁶³ D. del Re,⁶³ E. Di Marco,⁶³ R. Faccini,⁶³ F. Ferrarotto,⁶³ F. Ferroni,⁶³ M. Gaspero,⁶³ P. D. Jackson,⁶³ L. Li Gioi,⁶³ M. A. Mazzone,⁶³ S. Morganti,⁶³ G. Piredda,⁶³ F. Polci,⁶³ F. Renga,⁶³ C. Voena,⁶³ M. Ebert,⁶⁴ T. Hartmann,⁶⁴ H. Schröder,⁶⁴ R. Waldi,⁶⁴ T. Adye,⁶⁵ G. Castellì,⁶⁵ B. Franek,⁶⁵ E. O. Olaiya,⁶⁵ S. Ricciardi,⁶⁵ W. Roethel,⁶⁵ F. F. Wilson,⁶⁵ S. Emery,⁶⁶ M. Escalier,⁶⁶ A. Gaidot,⁶⁶ S. F. Ganzhur,⁶⁶ G. Hamel de Monchenault,⁶⁶ W. Kozanecki,⁶⁶ G. Vasseur,⁶⁶ Ch. Yèche,⁶⁶ M. Zito,⁶⁶ X. R. Chen,⁶⁷ H. Liu,⁶⁷ W. Park,⁶⁷ M. V. Purohit,⁶⁷ J. R. Wilson,⁶⁷ M. T. Allen,⁶⁸ D. Aston,⁶⁸ R. Bartoldus,⁶⁸ P. Bechtel,⁶⁸ N. Berger,⁶⁸ R. Claus,⁶⁸ J. P. Coleman,⁶⁸ M. R. Convery,⁶⁸ J. C. Dingfelder,⁶⁸ J. Dorfan,⁶⁸ G. P. Dubois-Felsmann,⁶⁸ W. Dunwoodie,⁶⁸ R. C. Field,⁶⁸ T. Glanzman,⁶⁸ S. J. Gowdy,⁶⁸ M. T. Graham,⁶⁸ P. Grenier,⁶⁸ C. Hast,⁶⁸ T. Hryn'ova,⁶⁸ W. R. Innes,⁶⁸ J. Kaminski,⁶⁸ M. H. Kelsey,⁶⁸ H. Kim,⁶⁸ P. Kim,⁶⁸ M. L. Kocian,⁶⁸ D. W. G. S. Leith,⁶⁸ S. Li,⁶⁸ S. Luitz,⁶⁸ V. Luth,⁶⁸ H. L. Lynch,⁶⁸ D. B. MacFarlane,⁶⁸ H. Marsiske,⁶⁸ R. Messner,⁶⁸ D. R. Muller,⁶⁸ C. P. O'Grady,⁶⁸ I. Ofte,⁶⁸ A. Perazzo,⁶⁸ M. Perl,⁶⁸ T. Pulliam,⁶⁸ B. N. Ratcliff,⁶⁸ A. Roodman,⁶⁸ A. A. Salnikov,⁶⁸ R. H. Schindler,⁶⁸ J. Schwiening,⁶⁸ A. Snyder,⁶⁸ J. Stelzer,⁶⁸ D. Su,⁶⁸ M. K. Sullivan,⁶⁸ K. Suzuki,⁶⁸ S. K. Swain,⁶⁸ J. M. Thompson,⁶⁸ J. Va'vra,⁶⁸ N. van Bakel,⁶⁸ A. P. Wagner,⁶⁸ M. Weaver,⁶⁸ W. J. Wisniewski,⁶⁸ M. Wittgen,⁶⁸ D. H. Wright,⁶⁸ A. K. Yarritu,⁶⁸ K. Yi,⁶⁸ C. C. Young,⁶⁸ P. R. Burchat,⁶⁹ A. J. Edwards,⁶⁹ S. A. Majewski,⁶⁹ B. A. Petersen,⁶⁹ L. Wilden,⁶⁹ S. Ahmed,⁷⁰ M. S. Alam,⁷⁰ R. Bula,⁷⁰ J. A. Ernst,⁷⁰ V. Jain,⁷⁰ B. Pan,⁷⁰ M. A. Saeed,⁷⁰ F. R. Wappler,⁷⁰ S. B. Zain,⁷⁰ M. Krishnamurthy,⁷¹ S. M. Spanier,⁷¹ R. Eckmann,⁷² J. L. Ritchie,⁷² A. M. Ruland,⁷² C. J. Schilling,⁷² R. F. Schwitters,⁷² J. M. Izen,⁷³ X. C. Lou,⁷³ S. Ye,⁷³ F. Bianchi,⁷⁴ F. Gallo,⁷⁴ D. Gamba,⁷⁴ M. Pelliccioni,⁷⁴ M. Bomben,⁷⁵ L. Bosisio,⁷⁵ C. Cartaro,⁷⁵ F. Cossutti,⁷⁵ G. Della Ricca,⁷⁵ L. Lanceri,⁷⁵ L. Vitale,⁷⁵ V. Azzolini,⁷⁶ N. Lopez-March,⁷⁶ F. Martinez-Vidal,⁷⁶ D. A. Milanes,⁷⁶ A. Oyanguren,⁷⁶ J. Albert,⁷⁷ Sw. Banerjee,⁷⁷ B. Bhuyan,⁷⁷ K. Hamano,⁷⁷ R. Kowalewski,⁷⁷ I. M. Nugent,⁷⁷ J. M. Roney,⁷⁷ R. J. Sobie,⁷⁷ P. F. Harrison,⁷⁸ J. Ilic,⁷⁸ T. E. Latham,⁷⁸ G. B. Mohanty,⁷⁸ H. R. Band,⁷⁹ X. Chen,⁷⁹ S. Dasu,⁷⁹ K. T. Flood,⁷⁹ J. J. Hollar,⁷⁹ P. E. Kutter,⁷⁹ Y. Pan,⁷⁹ M. Pierini,⁷⁹ R. Prepost,⁷⁹ S. L. Wu,⁷⁹ and H. Neal⁸⁰

(BABAR Collaboration)

¹Laboratoire de Physique des Particules, IN2P3/CNRS et Université de Savoie, F-74941 Annecy-Le-Vieux, France

²Universitat de Barcelona, Facultat de Física, Departament ECM, E-08028 Barcelona, Spain

³Università di Bari, Dipartimento di Fisica and INFN, I-70126 Bari, Italy

⁴University of Bergen, Institute of Physics, N-5007 Bergen, Norway

⁵Lawrence Berkeley National Laboratory and University of California, Berkeley, California 94720, USA

⁶University of Birmingham, Birmingham, B15 2TT, United Kingdom

⁷Ruhr Universität Bochum, Institut für Experimentalphysik I, D-44780 Bochum, Germany

⁸University of Bristol, Bristol BS8 1TL, United Kingdom

⁹University of British Columbia, Vancouver, British Columbia, Canada V6T 1Z1

¹⁰Brunel University, Uxbridge, Middlesex UB8 3PH, United Kingdom

¹¹Budker Institute of Nuclear Physics, Novosibirsk 630090, Russia

¹²University of California at Irvine, Irvine, California 92697, USA

¹³University of California at Los Angeles, Los Angeles, California 90024, USA

¹⁴University of California at Riverside, Riverside, California 92521, USA

¹⁵University of California at San Diego, La Jolla, California 92093, USA

¹⁶University of California at Santa Barbara, Santa Barbara, California 93106, USA

¹⁷University of California at Santa Cruz, Institute for Particle Physics, Santa Cruz, California 95064, USA

¹⁸California Institute of Technology, Pasadena, California 91125, USA

¹⁹University of Cincinnati, Cincinnati, Ohio 45221, USA

²⁰University of Colorado, Boulder, Colorado 80309, USA

²¹Colorado State University, Fort Collins, Colorado 80523, USA

²²Universität Dortmund, Institut für Physik, D-44221 Dortmund, Germany

²³Technische Universität Dresden, Institut für Kern- und Teilchenphysik, D-01062 Dresden, Germany

²⁴Laboratoire Leprince-Ringuet, CNRS/IN2P3, Ecole Polytechnique, F-91128 Palaiseau, France

²⁵University of Edinburgh, Edinburgh EH9 3JZ, United Kingdom

²⁶Università di Ferrara, Dipartimento di Fisica and INFN, I-44100 Ferrara, Italy

²⁷Laboratori Nazionali di Frascati dell'INFN, I-00044 Frascati, Italy

²⁸Università di Genova, Dipartimento di Fisica and INFN, I-16146 Genova, Italy

²⁹Harvard University, Cambridge, Massachusetts 02138, USA

- ³⁰Universität Heidelberg, Physikalisches Institut, Philosophenweg 12, D-69120 Heidelberg, Germany
- ³¹Imperial College London, London, SW7 2AZ, United Kingdom
- ³²University of Iowa, Iowa City, Iowa 52242, USA
- ³³Iowa State University, Ames, Iowa 50011-3160, USA
- ³⁴Johns Hopkins University, Baltimore, Maryland 21218, USA
- ³⁵Universität Karlsruhe, Institut für Experimentelle Kernphysik, D-76021 Karlsruhe, Germany
- ³⁶Laboratoire de l'Accélérateur Linéaire, IN2P3/CNRS et Université Paris-Sud 11, Centre Scientifique d'Orsay, B.P. 34, F-91898 ORSAY Cedex, France
- ³⁷Lawrence Livermore National Laboratory, Livermore, California 94550, USA
- ³⁸University of Liverpool, Liverpool L69 7ZE, United Kingdom
- ³⁹Queen Mary, University of London, E1 4NS, United Kingdom
- ⁴⁰University of London, Royal Holloway and Bedford New College, Egham, Surrey TW20 0EX, United Kingdom
- ⁴¹University of Louisville, Louisville, Kentucky 40292, USA
- ⁴²University of Manchester, Manchester M13 9PL, United Kingdom
- ⁴³University of Maryland, College Park, Maryland 20742, USA
- ⁴⁴University of Massachusetts, Amherst, Massachusetts 01003, USA
- ⁴⁵Massachusetts Institute of Technology, Laboratory for Nuclear Science, Cambridge, Massachusetts 02139, USA
- ⁴⁶McGill University, Montréal, Québec, Canada H3A 2T8
- ⁴⁷Università di Milano, Dipartimento di Fisica and INFN, I-20133 Milano, Italy
- ⁴⁸University of Mississippi, University, Mississippi 38677, USA
- ⁴⁹Université de Montréal, Physique des Particules, Montréal, Québec, Canada H3C 3J7
- ⁵⁰Mount Holyoke College, South Hadley, Massachusetts 01075, USA
- ⁵¹Università di Napoli Federico II, Dipartimento di Scienze Fisiche and INFN, I-80126, Napoli, Italy
- ⁵²NIKHEF, National Institute for Nuclear Physics and High Energy Physics, NL-1009 DB Amsterdam, The Netherlands
- ⁵³University of Notre Dame, Notre Dame, Indiana 46556, USA
- ⁵⁴Ohio State University, Columbus, Ohio 43210, USA
- ⁵⁵University of Oregon, Eugene, Oregon 97403, USA
- ⁵⁶Università di Padova, Dipartimento di Fisica and INFN, I-35131 Padova, Italy
- ⁵⁷Laboratoire de Physique Nucléaire et de Hautes Energies, IN2P3/CNRS, Université Pierre et Marie Curie-Paris 6, Université Denis Diderot-Paris 7, F-75252 Paris, France
- ⁵⁸University of Pennsylvania, Philadelphia, Pennsylvania 19104, USA
- ⁵⁹Università di Perugia, Dipartimento di Fisica and INFN, I-06100 Perugia, Italy
- ⁶⁰Università di Pisa, Dipartimento di Fisica, Scuola Normale Superiore and INFN, I-56127 Pisa, Italy
- ⁶¹Prairie View A&M University, Prairie View, Texas 77446, USA
- ⁶²Princeton University, Princeton, New Jersey 08544, USA
- ⁶³Università di Roma La Sapienza, Dipartimento di Fisica and INFN, I-00185 Roma, Italy
- ⁶⁴Universität Rostock, D-18051 Rostock, Germany
- ⁶⁵Rutherford Appleton Laboratory, Chilton, Didcot, Oxon, OX11 0QX, United Kingdom
- ⁶⁶DSM/Dapnia, CEA/Saclay, F-91191 Gif-sur-Yvette, France
- ⁶⁷University of South Carolina, Columbia, South Carolina 29208, USA
- ⁶⁸Stanford Linear Accelerator Center, Stanford, California 94309, USA
- ⁶⁹Stanford University, Stanford, California 94305-4060, USA
- ⁷⁰State University of New York, Albany, New York 12222, USA
- ⁷¹University of Tennessee, Knoxville, Tennessee 37996, USA
- ⁷²University of Texas at Austin, Austin, Texas 78712, USA
- ⁷³University of Texas at Dallas, Richardson, Texas 75083, USA
- ⁷⁴Università di Torino, Dipartimento di Fisica Sperimentale and INFN, I-10125 Torino, Italy
- ⁷⁵Università di Trieste, Dipartimento di Fisica and INFN, I-34127 Trieste, Italy
- ⁷⁶IFIC, Universitat de Valencia-CSIC, E-46071 Valencia, Spain
- ⁷⁷University of Victoria, Victoria, British Columbia, Canada V8W 3P6
- ⁷⁸Department of Physics, University of Warwick, Coventry CV4 7AL, United Kingdom
- ⁷⁹University of Wisconsin, Madison, Wisconsin 53706, USA
- ⁸⁰Yale University, New Haven, Connecticut 06511, USA

(Received 14 November 2007; published 20 August 2008)

We present a study of the decays $B^{0,+} \rightarrow J/\psi\omega K^{0,+}$ using $383 \times 10^6 B\bar{B}$ events obtained with the BABAR detector at PEP-II. We observe $Y(3940) \rightarrow J/\psi\omega$, with mass $3914.6_{-3.4}^{+3.8}(\text{stat}) \pm 2.0(\text{syst}) \text{ MeV}/c^2$, and width $34_{-8}^{+12}(\text{stat}) \pm 5(\text{syst}) \text{ MeV}$. The ratio of B^0 and B^+ decay to YK is $0.27_{-0.23}^{+0.28}(\text{stat})_{-0.01}^{+0.04}(\text{syst})$, and the relevant B^0 and B^+ branching fractions are reported.

The BELLE Collaboration has reported evidence for the $X(3940)$ [1], the $Y(3940)$ [2], and the $Z(3930)$ [3]. The mass and width values are the same within error, the states have positive C parity, and spin-parity (J^P) 2^+ is favored for the Z , which may then be the first radial excitation of the $\chi_{c2}(3556)$, i.e., a charmonium state. The mass and width consistency with the X and Y suggests the possibility that these may be the Z in different production contexts. The Z was found in two-photon production of $D\bar{D}$, so that it may be a charmonium state. The X was observed in $e^+e^- \rightarrow J/\psi X$, and decays mainly to $D^*\bar{D}$, suggesting a charmonium interpretation. In contrast, the Y was found in $B \rightarrow YK$, $Y \rightarrow J/\psi\omega$, which is OZI suppressed for a charmonium state [4]. Also, an analysis of $B \rightarrow K D\bar{D}$ and $B \rightarrow K D^*\bar{D}$ [5] shows no evidence for the Y (nor for the X or Z), although $\psi(3770) \rightarrow D\bar{D}$ and $X(3872) \rightarrow D^*\bar{D}$ are observed. Other possibilities for the nature of this state, already suggested for the $X(3872)$, include a hybrid charmonium-gluon bound state, $c\bar{c}g$ [6,7], a molecular state of a $c\bar{c}(u\bar{u} + d\bar{d})$ system [8–12], or a multiquark state [13]. The S -wave molecule model [9] predicts a very small B^0/B^+ ratio for $B \rightarrow KX(3872)$. The previous low value has been confirmed [14], although the uncertainties are still large, so that a measurement of this ratio for the $Y(3940)$ may be important to an understanding of this state.

In this Letter, we examine the decays $B^{0,+} \rightarrow J/\psi\pi^+\pi^-\pi^0K^{0,+}$ [15], with $\pi^+\pi^-\pi^0$ mass in the ω region. We confirm the $Y(3940)$, improve the precision of the mass and width significantly, and measure the (B^0/B^+) production ratio for the first time. Branching fraction values for $B \rightarrow YK$, $Y \rightarrow J/\psi\omega$, and for $B \rightarrow J/\psi\omega K$ are obtained for B^0 and B^+ decay separately; each is a first measurement.

The data were collected with the BABAR detector [16] at the PEP-II asymmetric-energy e^+e^- storage rings operating at the $Y(4S)$ resonance. The integrated luminosity for this analysis is 348 fb^{-1} . The decays $B^{0,+} \rightarrow J/\psi\pi^+\pi^-\pi^0K^{0,+}$ are reconstructed as follows (Table I). A candidate $J/\psi \rightarrow e^+e^- (\mu^+\mu^-)$ decay has invariant

mass in the J/ψ mass region, and is then constrained to the nominal mass [17]. A K_S^0 candidate has $\pi^+\pi^-$ invariant mass in the K_S^0 region. The J/ψ and K_S^0 distributions from the B signal region show no significant background. A π^0 candidate consists of a photon pair with invariant mass in the π^0 region. After a π^0 mass constraint, an $\omega \rightarrow \pi^+\pi^-\pi^0$ candidate has invariant mass in the ω region. We form a $B^+(B^0)$ candidate by combining J/ψ , ω and K^+ [K_S^0] candidates.

We define the B signal region using the center of mass (c.m.) energy difference $\Delta E \equiv E_B^* - \sqrt{s}/2$, and the beam-energy substituted mass $m_{\text{ES}} \equiv \sqrt{[(s/2 + \vec{p}_i \cdot \vec{p}_B)/E_i]^2 - \vec{p}_B^2}$ [16], where (E_i, \vec{p}_i) is the initial state four-momentum vector in the laboratory frame (l.f.); \sqrt{s} is the c.m. energy, E_B^* is the B meson energy in the c.m., and \vec{p}_B is its l.f. momentum. Signal events have $\Delta E \sim$ zero and $m_{\text{ES}} \sim m_B$; 12% of the events have multiple candidates, and for these the combination with the smallest $|\Delta E|$ is chosen.

The selection criteria were established by optimizing signal-to-background ratio using Monte Carlo (MC) simulated signal events, $B \rightarrow YK$, $Y \rightarrow J/\psi\omega$, and background $B\bar{B}$ and $e^+e^- \rightarrow q\bar{q}$ ($q = u, d, s, c$) events.

The $\cos\theta_B$ distribution (θ_B is the c.m. polar angle of the B) is proportional to $\sin^2\theta_B$; since $e^+e^- \rightarrow q\bar{q}$ events peak toward ± 1 , we require $|\cos\theta_B| < 0.9$. The variable $\cos\theta_\gamma$ is the normalized dot product between the higher momentum photon in the π^0 rest frame (r.f.) and the l.f. direction of the π^0 . For π^0 decay this distribution is flat; background peaks at 1, hence we require $\cos\theta_\gamma < 0.95$. Events from $B \rightarrow \psi(2S)K\pi^0$, $\psi(2S) \rightarrow \pi^+\pi^-J/\psi$, are removed by the $\psi(2S)$ veto.

The 3π mass, m_{ES} , and ΔE distributions are shown in Fig. 1, where we apply all Table I criteria except the requirement on the variable plotted. We fit the 3π mass distributions with an ω -meson Breit-Wigner (BW) line shape (nominal ω mass and width [17]) convolved with a MC-determined triple-Gaussian resolution function as signal, and a quadratic background function. We fit the m_{ES} distributions with a signal Gaussian with mass and width fixed from MC, and an ARGUS background function [19], and fit the ΔE distributions with a double-Gaussian signal function determined from MC, and a linear background function.

There is a large ω signal for the B^+ mode, and a smaller signal for B^0 ; the m_{ES} and ΔE distributions exhibit clear B signals. We establish the correlation between the ω and B signals with a projection procedure based on the ω decay angular distribution. The helicity angle θ_h is the angle between the π^+ and π^0 directions in the $\pi^+\pi^-$ r.f. The $\cos\theta_h$ distribution is proportional to $\sin^2\theta_h$, and the ω signal is projected by giving the i th event weight $w_i = \frac{5}{2} \times (1 - 3\cos^2\theta_h^i)$. The effect is shown in Fig. 1. For the B^+ mode, the omega signal survives, and background is re-

TABLE I. Principal criteria used to select B candidates.

Selection category	Criterion
$J/\psi \rightarrow \mu^+\mu^-$ mass (GeV/c^2)	$3.06 < m_{\mu\mu} < 3.14$
$J/\psi \rightarrow e^+e^-$ mass (GeV/c^2)	$2.95 < m_{ee} < 3.14$
K_S mass (GeV/c^2)	$0.472 < m_{\pi\pi} < 0.522$
π^0 mass (GeV/c^2)	$0.115 < m_{\gamma\gamma} < 0.150$
ω signal region (GeV/c^2) (B^+)	$0.7695 < m_{3\pi} < 0.7965$
ω signal region (GeV/c^2) (B^0)	$0.7605 < m_{3\pi} < 0.8055$
ΔE (GeV) (B^+)	$ \Delta E < 0.020$
ΔE (GeV) (B^0)	$ \Delta E < 0.015$
m_{ES} (GeV/c^2)	$5.274 < m_{\text{ES}} < 5.284$
B helicity angle θ_B	$ \cos\theta_B < 0.9$
Photon helicity angle θ_γ	$\cos\theta_\gamma < 0.95$
$\psi(2S)$ veto (GeV/c^2)	$3.661 < M_{J/\psi\pi\pi} < 3.711$

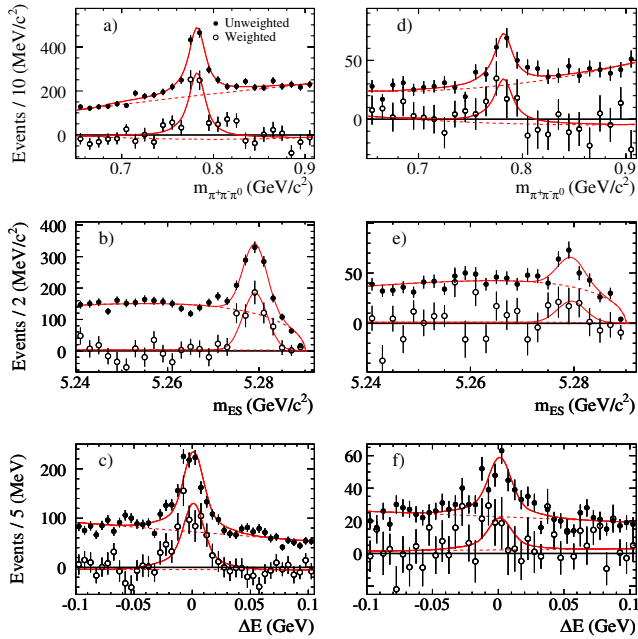


FIG. 1 (color online). (a)–(c) [(d)–(f)] The 3π mass, m_{ES} , and ΔE distributions for the B^+ (B^0) mode; solid (open) dots are for unweighted (weighted) events. The solid (dashed) curves represent signal plus background (background).

moved. For the B^0 mode the effect is qualitatively similar. Confirmation is obtained from a fit to the 3π mass distribution in each interval. We conclude that there is one-to-one correspondence between the ω and B -meson signals in m_{ES} and ΔE , and that, at the present level of statistics, the 3π system in the ω mass region results entirely from ω decay for $B \rightarrow J/\psi\pi^+\pi^-\pi^0K$. The $\omega - m_{ES}$ (or ΔE) signal correlation is important to an analysis of the $J/\psi\omega$ threshold mass region. Near threshold, the 3π mass distribution above the ω mass is limited in range and distorted in shape. The m_{ES} distribution is not affected, and so we use m_{ES} fits to extract the $J/\psi\omega$ mass distribution.

For each B decay mode, the m_{ES} distribution in each interval of $J/\psi\pi^+\pi^-\pi^0$ invariant mass is fitted to extract the $J/\psi\omega$ signal. The m_{ES} signal, and ARGUS background, functions are those of Fig. 1; the fits use a binned Poisson likelihood function with signal and background normalizations free [20]. All fits converge properly and provide good descriptions of the data. From threshold to $4 \text{ GeV}/c^2$, the $J/\psi\omega$ mass resolution varies from $5\text{--}8 \text{ MeV}/c^2$, and so in this region the spectrum is investigated in 11 intervals of $10 \text{ MeV}/c^2$ starting at $3.8725 \text{ GeV}/c^2$. At higher mass, there is no evidence of narrow structure, and we show the results in $50 \text{ MeV}/c^2$ intervals. In Fig. 2, there is a clear enhancement near threshold for B^+ decay, while at higher mass no structure is apparent. The total B^+ (B^0) signal in Fig. 2 is 236^{+18}_{-15} (32^{+8}_{-7}) events of which 109^{+15}_{-13} (16^{+7}_{-6}) have $J/\psi\omega$ mass less than $4 \text{ GeV}/c^2$ (statistical errors only).

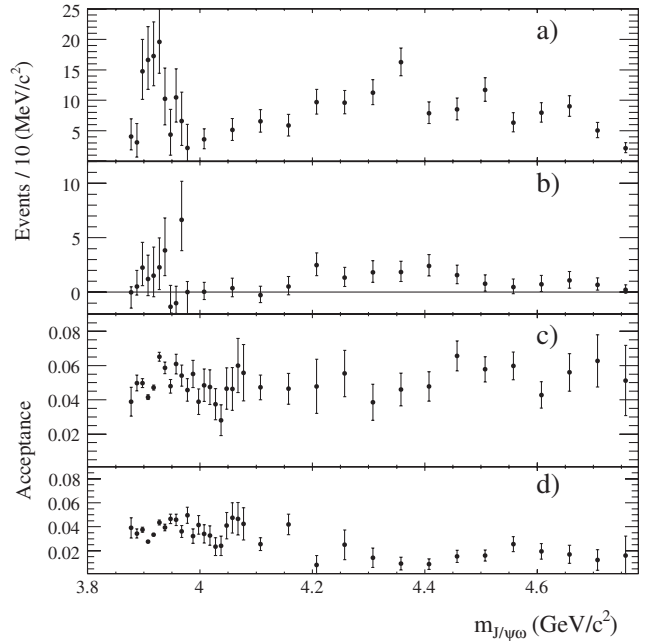


FIG. 2. The $J/\psi\omega$ mass distribution from the m_{ES} fits for (a) B^+ and (b) B^0 decay. The acceptance as a function of $J/\psi\omega$ mass (c) for the B^+ , and (d) for the B^0 mode.

We correct the mass distributions of Fig. 2 for efficiency and resolution. In the MC simulation of the Y signal, we assume phase space decays of $B \rightarrow YK$ and $Y \rightarrow J/\psi\omega$, but use the correct angular distribution for ω decay. Initially we used a relativistic S -wave BW line shape with $M(Y) = 3.940 \text{ GeV}/c^2$ and $\Gamma(Y) = 0.06 \text{ GeV}$ [2]. Mass resolution effects result in a net flow of events away from the peak mass value. For a given mass interval we define acceptance as the ratio of events reconstructed in that interval to events generated in the interval; this accounts for efficiency and resolution effects. The acceptance-corrected spectrum is fit to a relativistic BW line shape without convolving resolution, since the acceptance correction takes this into account. We obtain values of $M(Y)$ and $\Gamma(Y)$ which are smaller than in the initial simulation, and so generate new MC samples with the new values in order to correctly reproduce resolution effects. This iterative procedure converges quickly, and the acceptance results in Figs. 2(c) and 2(d) are obtained with $M(Y) = 3.915 \text{ GeV}/c^2$ and $\Gamma(Y) = 0.02 \text{ GeV}$. The dip at $\sim 3.91 \text{ GeV}/c^2$ is due to net flow of events away from the resonance maximum because of mass resolution. At lower mass, the acceptance is slightly lower than at higher mass because of the proximity to threshold. Although the acceptance variation in the Y signal region is significant, the effect on the Y fit parameters, and on the corrected number of signal events, is small because of the large statistical uncertainties on the data.

The decrease in acceptance at high mass in Fig. 2(d) results from decreasing K_S^0 l.f. momentum. The decay pion

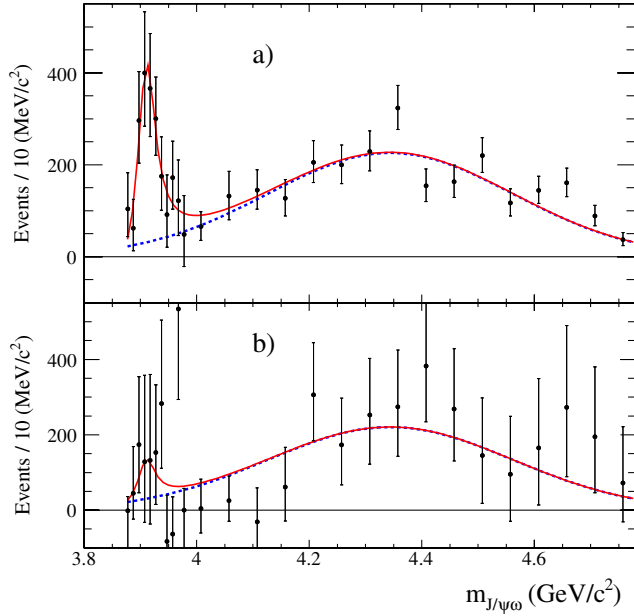


FIG. 3 (color online). The corrected $J/\psi\omega$ mass distribution for (a) B^+ and (b) B^0 decay. Each solid (dashed) curve represents the total fit function (the nonresonant contribution).

reconstruction probability decreases because its l.f. momentum is too small, or because the decay opening angle is so large that the pion does not intersect enough detector planes. Figure 3 shows the corrected mass distributions. Below ~ 4 GeV/c^2 we correct interval-by-interval, while for higher mass we use a linear fit to the $J/\psi\omega$ mass dependence. The B^0 data are corrected for K_L^0 and $K_S^0 \rightarrow \pi^0\pi^0$ decays.

We associate the near-threshold enhancement in Fig. 3(a) with Y production [2], and obtain the mass, width, and decay rate from χ^2 fits. The fit function consists of a relativistic S -wave BW describing the Y and a Gaussian nonresonant contribution. The corrected B^+ and B^0 distributions are fitted simultaneously, with mass, width, and Gaussian parameters as common free parameters. The fit describes the data well [$\chi^2/\text{NDF} = 45/44$ (NDF = number of degrees of freedom)], as shown in Fig. 3. In Fig. 3(a), the acceptance-corrected number of events with $J/\psi\omega$ mass less than 3.98 GeV/c^2 is $2140 \pm 290(\text{stat})$, while for the Gaussian it is $420 \pm 90(\text{stat})$. Our average efficiency of $\sim 5\%$ implies that a background fluctuation of ~ 19 standard deviations would be required to describe the near-threshold enhancement. This occurrence has negligible probability, and so we have instead a clear observation of the $Y(3940)$. The simultaneous fit yields a Y signal of $1980^{+396}_{-379}(\text{stat})$ events (i.e., magnitude 5.2 standard deviations) for B^+ and $527^{+534}_{-454}(\text{stat})$ for B^0 .

Since the acceptance-correction procedure may depend on the input MC $Y(3940)$ line shape, we combine the first 11 mass intervals for data and MC and make an overall efficiency correction. The results differ by 1.9%, and we

incorporate this as a systematic error associated with the MC line shape. Other systematic errors are estimated by repeating the entire process, separately varying by $\pm 1\sigma$ the signal peak and width, and the ARGUS parameter, for the m_{ES} fits. The largest systematic uncertainty contributions to the B^+ branching fraction are 5–6% due to the uncertainties in the secondary branching fractions, tracking efficiency, and particle identification. For B^0 , the largest contribution is 10% due to m_{ES} mass variation; secondary branching fractions, particle identification, tracking, and K_S reconstruction efficiency contribute also. For both modes, there are uncertainties associated with the number of $B\bar{B}$ events produced, and with MC sample size. The product branching fraction for $B^+ \rightarrow YK^+$, $Y \rightarrow J/\psi\omega$ is $[4.9^{+1.0}_{-0.9}(\text{stat}) \pm 0.5(\text{syst})] \times 10^{-5}$, and that for $B^0 \rightarrow YK^0$, $Y \rightarrow J/\psi\omega$ is $[1.3^{+1.3}_{-1.1}(\text{stat}) \pm 0.2(\text{syst})] \times 10^{-5}$, with upper limit (95% C.L.) 3.9×10^{-5} for the latter. The corresponding branching fractions for $B \rightarrow J/\psi\omega K$ are $[3.5 \pm 0.2(\text{stat}) \pm 0.4(\text{syst})] \times 10^{-4}$, and $[3.1 \pm 0.6(\text{stat}) \pm 0.3(\text{syst})] \times 10^{-4}$, respectively.

We define R_Y and R_{NR} as the ratios between the number of B^0 and B^+ events (after all corrections) for the Y signal and for the nonresonant contribution, respectively. Simultaneous fits to Figs. 3(a) and 3(b) yield the values $R_Y = 0.27^{+0.28}_{-0.23}(\text{stat})^{+0.04}_{-0.01}(\text{syst})$ and $R_{NR} = 0.97^{+0.23}_{-0.22}(\text{stat})^{+0.03}_{-0.02}(\text{syst})$; the upper limit (95% C.L.) on R_Y is 0.75. Although the uncertainty is large, the central value of R_Y is smaller than expected from isospin conservation. In comparison, R is 0.865 ± 0.044 for $B \rightarrow J/\psi K$ [17] and $0.81 \pm 0.05(\text{stat}) \pm 0.01(\text{syst})$ for $B \rightarrow \psi(2S)K$ [14].

The Y mass and width measurements are subject to additional systematic effects. When MC-generated signal events are fitted using the input line shape with mass and width as free parameters, the fitted value of the mass is 1.6 MeV/c^2 lower than the input value of 3.915 GeV/c^2 . This results from the limited 3π phase space near $J/\psi\omega$ threshold, and so we increase the fitted Y mass value by 1.6 MeV/c^2 , and assign this as a systematic uncertainty. Also, we have used an S -wave BW line shape to describe the Y . We repeat the fit using a P -wave line shape. The fitted mass value decreases by 1 MeV/c^2 , and the width increases by 5 MeV . We assign these as systematic uncertainties due to the choice of orbital angular momentum. Finally, a fit to the uncorrected distributions (Fig. 2) yields a mass value 1.4 MeV/c^2 larger, and a width 4 MeV larger, than obtained for the corrected distributions. The mass dependence of the acceptance depends on the MC line shape and so systematic uncertainties of 0.7 MeV/c^2 and 2 MeV , respectively, are associated with the MC line shape choice. These contributions dominate all other sources of systematic uncertainty, and the final mass and width values are $[3914.6^{+3.8}_{-3.4}(\text{stat}) \pm 2.0(\text{syst})] \text{MeV}/c^2$ and $[34^{+12}_{-8}(\text{stat}) \pm 5(\text{syst})] \text{MeV}$, respectively.

In summary, in the decays $B^{0,+} \rightarrow J/\psi\omega K^{0,+}$ we find a $J/\psi\omega$ mass enhancement at ~ 3.915 GeV/ c^2 , confirming the BELLE result [2], but obtain lower mass, smaller width, and reduce the uncertainty on each by a factor ~ 3 . The mass is 2 standard deviations lower than the $Z(3930)$ mass, and 3 standard deviations lower than for the $X(3940)$; the width agrees with the $Z(3930)$ and $X(3940)$ values. The ratio of B^0 and B^+ decay to YK , R_Y , is measured for the first time and found to be ~ 3 standard deviations below the isospin expectation, but agrees with that for the $X(3872)$ [14]. The ratio for the nonresonant contribution R_{NR} agrees with the isospin expectation. We have obtained first measurements of the branching fractions for $B \rightarrow J/\psi\omega K$ and for $B \rightarrow YK$, $Y \rightarrow J/\psi\omega$, for B^0 and B^+ decays separately.

We are grateful for the excellent luminosity and machine conditions provided by our PEP-II colleagues, and for the substantial dedicated effort from the computing organizations that support BABAR. The collaborating institutions wish to thank SLAC for its support and kind hospitality. This work is supported by DOE and NSF (U.S.), NSERC (Canada), CEA and CNRS-IN2P3 (France), BMBF and DFG (Germany), INFN (Italy), FOM (The Netherlands), NFR (Norway), MIST (Russia), MEC (Spain), and STFC (United Kingdom). Individuals have received support from the Marie Curie EIF (European Union) and the A. P. Sloan Foundation.

*Deceased.

[†]Now at Tel Aviv University, Tel Aviv, 69978, Israel.

[‡]Also with Università di Perugia, Dipartimento di Fisica, Perugia, Italy.

[§]Also with Università della Basilicata, Potenza, Italy.

^{||}Also with Universitat de Barcelona, Facultat de Física, Departament ECM, E-08028 Barcelona, Spain.

- [1] K. Abe *et al.*, Phys. Rev. Lett. **98**, 082001 (2007).
- [2] S.-K. Choi *et al.*, Phys. Rev. Lett. **94**, 182002 (2005).
- [3] S. Uehara *et al.*, Phys. Rev. Lett. **96**, 082003 (2006).
- [4] E. Eichten, S. Godfrey, H. Mahlke, and J.L. Rosner, arXiv:hep-ph/0701208.
- [5] B. Aubert *et al.*, Phys. Rev. D **77**, 011102 (2008).
- [6] F.E. Close and P.R. Page, Phys. Lett. B **628**, 215 (2005).
- [7] F.E. Close, arXiv:0706.2709.
- [8] N.A. Tornqvist, Phys. Lett. B **590**, 209 (2004).
- [9] E. Braaten and M. Kusunoki, Phys. Rev. D **69**, 074005 (2004).
- [10] E. S. Swanson, Phys. Lett. B **588**, 189 (2004).
- [11] M. B. Voloshin, Phys. Lett. B **604**, 69 (2004).
- [12] M. B. Voloshin, Phys. Rev. D **76**, 014007 (2007).
- [13] L. Maiani, F. Piccinini, A. D. Polosa, and V. Riquer, Phys. Rev. D **71**, 014028 (2005).
- [14] B. Aubert *et al.*, Phys. Rev. D **77**, 111101 (2008).
- [15] The use of charge conjugate reactions is implied throughout this Letter.
- [16] B. Aubert *et al.*, Nucl. Instrum. Methods Phys. Res., Sect. A **479**, 1 (2002).
- [17] W.-M. Yao *et al.*, J. Phys. G **33**, 1 (2006).
- [18] B. Aubert *et al.*, Phys. Rev. D **66**, 032003 (2002).
- [19] H. Albrecht *et al.*, Z. Phys. C **48**, 543 (1990).
- [20] F. James and M. Roos, Comput. Phys. Commun. **10**, 343 (1975).