


ISSN 2096-157X

CN 10-1394/G2

View metadata, citation and similar papers at core.ac.uk

brought to you by  **CORE**

provided by Crossref

JDIS

数 据 与 情 报 科 学 学 报

JOURNAL OF DATA AND INFORMATION SCIENCE (QUARTERLY)

| Volume 1 Number 2 2016

National Science Library,
Chinese Academy of Sciences



SUBMISSION GUIDELINES

■ AIMS & SCOPE

JDIS devotes itself to the study and application of the theories, methods, techniques, services, infrastructural facilities using big data to support knowledge discovery for decision & policy making. The basic emphasis is big data-based, analytics centered, knowledge discovery driven, and decision making supporting. The special effort is on the knowledge discovery to detect and predict structures, trends, behaviors, relations, evolutions and disruptions in research, innovation, business, politics, security, media and communications, and social development, where the big data may include metadata or full content data, text or non-textural data, structured or non-structured data, domain specific or cross-domain data, dynamic or interactive data.

■ REFEREEING PROCESS

Articles covering the topics or themes mentioned above will be refereed through a double-blind peer review process.

■ MANUSCRIPTS CATEGORIES

Research Articles represent original research work or a comprehensive and in-depth analysis of a topic. More than 3,000 words are considered as a proper length for such manuscripts, with a structured abstract ca. 200 words.

Application Articles cover the latest development and application in any segment of data analysis and information science field work. The length of the manuscript is preferred to be more than 3,000 words, with a structured abstract ca 200 words.

Review Articles summarize the status of knowledge and outline future directions of research within the scope of the journal.

Perspectives are forward-looking viewpoints that advocate important future directions in the theory or application of data and information science.

■ MANUSCRIPTS REQUIREMENTS

All papers are submitted in English with a double-line space. For the assurance that all the materials of the to-be submitted are included, please check the following:

Title page. The title, author list, affiliations, and author contribution statement should all be included on a title page as the first page of the manuscript file.

Structured abstract & Keywords. A structured abstract is required for all research papers in order for readers to acquire the key points of a manuscript.

References. Be sure all the references used should be cited properly in both in text and in bibliography. For the detailed information, please request a copy of Reference Citation Format.

■ COPYRIGHT

All submitted papers only normally should not have been previously published nor be currently under consideration for publication elsewhere. For all the materials translated or obtained from other published resources, they should be properly acknowledged. All copyright problems should be cleared without any legal entanglements prior to the publication.

■ NOTES FOR INTENDING SUBMISSIONS

A guide for authors and other relevant information, including submitting papers online, is available at <http://www.jdis.org>. For any questions, you can e-mail the Office at jdis@mail.las.ac.cn.

The JDIS Editorial Office

National Science Library, Chinese Academy of Sciences

No 33, Beisihuan Xilu, Zhongguancun, Haidian District, Beijing 100190, P.R. China

Website: <http://www.jdis.org>

Knowledge Representation in Patient Safety Reporting: An Ontological Approach

Liang Chen & Yang Gong[†]

School of Biomedical Informatics, The University of Texas Health Science Center at Houston,
Houston 77030, USA

Citation: Liang Chen &
Yang Gong (2016).
Knowledge
Representation in Patient
Safety Reporting: An
Ontological Approach.

Received: Nov. 10, 2015

Revised: Jan. 22, 2016

Accepted: May 6, 2016

Abstract

Purpose: The current development of patient safety reporting systems is criticized for loss of information and low data quality due to the lack of a uniformed domain knowledge base and text processing functionality. To improve patient safety reporting, the present paper suggests an ontological representation of patient safety knowledge.

Design/methodology/approach: We propose a framework for constructing an ontological knowledge base of patient safety. The present paper describes our design, implementation, and evaluation of the ontology at its initial stage.

Findings: We describe the design and initial outcomes of the ontology implementation. The evaluation results demonstrate the clinical validity of the ontology by a self-developed survey measurement.

Research limitations: The proposed ontology was developed and evaluated using a small number of information sources. Presently, US data are used, but they are not essential for the ultimate structure of the ontology.

Practical implications: The goal of improving patient safety can be aided through investigating patient safety reports and providing actionable knowledge to clinical practitioners. As such, constructing a domain specific ontology for patient safety reports serves as a cornerstone in information collection and text mining methods.

Originality/value: The use of ontologies provides abstracted representation of semantic information and enables a wealth of applications in a reporting system. Therefore, constructing such a knowledge base is recognized as a high priority in health care.

Keywords Patient safety; Medical error; Knowledge representation; Health information technology; Ontology



JDIS
Journal of Data and
Information Science
Vol. 1 No. 2, 2016
pp 75–91

DOI: 10.20309/jdis.201615

<http://www.jdis.org>

[†] Corresponding author: Yang Gong (E-mail: Yang.Gong@uth.tmc.edu).

1 Introduction

Medical errors, near misses, and unsafe conditions cause patient harms and reduced healthcare quality. A recent study reported that the estimated annual cost of medical errors in the United States has risen to \$17.1 billion (van Den Bos et al., 2011). The growing cost of medical errors is observed in other countries as well and has become a global patient safety concern (Baker et al., 2004; Vanderheyden et al., 2004; Williams & Osborn, 2006). The Institute of Medicine (IOM) and the Agency for Healthcare Research and Quality (AHRQ) recommended the use of patient safety reporting systems (PSRS) to reduce future mistakes from the incurred incidents (Brennan et al., 1991; Erickson et al., 2003; Kohn, Corrigan, & Donaldson, 2000). Moving from paper-based reporting systems to electronic systems, the development of PSRS has been documented since the late 1970s (Elliott, Martin, & Neville, 2014). A well-functioning PSRS benefits the communication efficiency (Cochrane et al., 2009; Elliott et al., 2014), the quality improvement of reports across various healthcare settings and types of errors (Braithwaite, Westbrook, & Travaglia, 2008; Cochrane et al., 2009; Kuo et al., 2012; Levtzion-Korach et al., 2009), and user experience (Braithwaite et al., 2010; Braithwaite, Westbrook, & Travaglia, 2008; Cochrane et al., 2009; Frankel, Gandhi, & Bates, 2003; Keistinen & Kinnunen, 2007; Levtzion-Korach et al., 2009; Mekhjian et al., 2004; Tepfers, Louie, & Drouillard, 2006; Tuttle et al., 2004). Despite diligent efforts and impressive progress in PSRS, ongoing challenges remain: (1) Low quality of data. Many efforts were made toward increasing the quantity of reports, yet data quality remains a major concern. A detailed discussion centers on the dilemma of using structured or unstructured data formats in the reporting (Gong, 2011; Hua, Wang, & Gong, 2014). (2) Challenge of processing text data. Most of the patient safety reports that convey information for analyzing are written in natural language (Lamont et al., 2009; Newman, 2003; Steiner, 2005). However, it has been a technical challenge for analyzing text data in a timely manner (Hsieh & Shannon, 2005; Pope, Ziebland, & Mays, 2000). (3) Lack of a common language system. In the biomedical domain, a controlled vocabulary of terms and concepts can enhance the interoperability of semantic data (Bodenreider, 2004). (4) Difficulty of classification. Classifying patient safety reports is recognized as a cornerstone of reporting and data analysis (Leape & Abookire, 2005). However, developing a mature strategy of classifying patient safety reports remains remarkably challenging (Erickson et al., 2003).

A research agenda to address these problems should include building a patient safety ontology, where a uniform knowledge base for representing patient safety knowledge is in the center of the discussion (Chang et al., 2005). Healthcare



institutes worldwide have been developing such a knowledge base, such as a taxonomy for classifying and monitoring medical incidents released by Australian Patient Safety Foundation (APSF) (Brixey, Johnson, & Zhang, 2002; Chang et al., 2005; Dovey et al., 2002; Greens, 2006; Spigelman & Swan, 2005; Suresh et al., 2004; Woods & Doan-Johnson, 2002; Woods et al., 2005; Zhang et al., 2004). Nevertheless, ontology is recognized as an advanced solution for providing machine-readable representations for semantic information (Allemang & Hendler, 2011; Ananiadou & McNaught, 2006; Maynard, Li, & Peters, 2008; McGuinness et al., 2004). Ontologies have several advantages. Firstly, serving as a tool of terminology management, ontologies provide a clear representation and communication of complex semantic relationships. Secondly, they support information exchange among biomedical information systems, especially when the biomedical information is growing rapidly (Alexander, 2006; Kumar, Yip, Smith, & Grenon, n.d.). Thirdly, ontologies facilitate knowledge discovery and reuse (Andronis et al., 2011; Bodenreider, 2008; Gottgroy, Kasabov, & MacDonell, 2004; Mukherjea, 2005; Smith et al., 2007). Biomedical knowledge is complex in content and huge in amount but arduous to process. Ontologies form a number of standards of annotating concepts and relations and thus make semantic reasoning available.

In this paper, we described our initial efforts to design and implement a patient safety ontology for US hospitals in the context of PSRS. We used semantic information from PSRS in US hospitals to generate the ontology. We further discussed the application of the ontology in PSRS. The World Health Organization (WHO) has reported initial efforts to achieve better integration and interoperability of patient safety information in their patient safety program (Larizgoitia, Bouesseau, & Kelley, 2013; Runciman et al., 2009; Sherman et al., 2009). Some other studies followed up with a focus of ontological approaches (Rodrigues et al., 2007; Souvignet et al., 2011; Souvignet & Rodrigues, 2014). Our efforts of constructing a patient safety ontology fit in the context of patient safety reporting in the US.

2 Design

The development of the ontology follows OBO Foundry principles to incorporate interoperable and accurate representations from the clinical reality (Smith et al., 2007). The ontology construction began with designing a concept ontology to determine the overall structure. An evaluation was conducted in order to validate this structure. Accordingly, we incorporated annotated terms from real-world patient safety reports into the concept ontology. Table 1 demonstrates the general workflow.



Table 1. Workflow chart of ontology construction.

Project	Task	Materials	Method/tool	Outcome
Concept ontology	Knowledge acquisition	ICPS and the Common Formats	Expert analysis	Semantic knowledge organized in hierarchies
	Ontology implementation	Semantic knowledge organized in hierarchies	Expert review Ontology engineering	A concept ontology with a hierarchical structure of patient safety knowledge
Evaluation	Human evaluation	Hierarchical classes from the concept ontology Real-world reports from Web M&M	Survey instrument Statistics	Quality indicators of the classification by domain experts
	Computational evaluation	Concept ontology in OWL	Statistical analysis Consistency checking	Quantitative indicators of the ontology
Detailed ontology	Annotation	Concept ontology Dataset from a university hospital	Expert annotation	A detailed ontology with enriched terms, relations, and other ontological specifications

2.1 Developing a Concept Ontology

The concept ontology describes the most general concepts and categories across specific domains in patient safety reports. It also serves as a guideline for semantic annotation and integration in the later processes of constructing a detailed ontology, which includes instances of the concepts and other ontological specifications.

2.1.1 Knowledge Acquisition

Semantic patient safety knowledge from the real world is the basic element for constructing a patient safety ontology. We extracted patient safety knowledge from the International Classification for Patient Safety (ICPS) and the Common Definitions and Reporting Formats (a.k.a., the Common Formats) by a method to incorporate the respective advantageous features of the two. ICPS is a conceptual framework developed by the WHO in 2009, representing concepts and preferred terminologies used in patient safety reports (Sherman et al., 2009). The Common Formats, developed by AHRQ, are a set of guidelines and paper-based formats for specifying and collecting safety event information in the US, which range from general concerns to frequently occurred and/or serious adverse event.

2.1.2 Ontology Implementation

A formal language is used to standardize and normalize the expression of objects and their relations, in addition to computerized processing which can be done with XML (Rossi, Consorti, & Galeazzi, 1998). We used Web Ontology Language (OWL) as it represents rich and complex semantic information (Baader, 2003;



McGuinness et al., 2004). The data were implemented in Protégé 4.3.0. We employed an iterative process to construct the ontology, which is described in the following three steps:

- (1) Data transformation. A data transformation was employed to integrate the concepts and terms in ICPS and the Common Formats, where inevitable ambiguities and synonyms exist. Three domain experts (CL, XW, and KA), who have background knowledge in both patient safety and ontology engineering, performed the transformation by reviewing the concepts and terms in ICPS and the Common Formats. A final decision was made only if an agreement was reached among the three experts.
- (2) Adjustment of hierarchical structure. In many cases, a unique concept may be categorized in different classes or even shown under different names. Since the ICPS has been recognized as an adequate classification for representing patient safety knowledge hierarchy (Sherman et al., 2009; Souvignet et al., 2011), we adopted ICPS's hierarchical structure and made minor adjustments with exceptions when a creation of new classes was necessary. Such adjustments include merging duplicate subcategories, concepts, and terms. Parent-child relations were defined by taxonomic subsumption, '*isA*' (e.g. A is a subclass of B). Alias relations were defined by '*EquivalentTo*' (e.g. A is equivalent to B) (Allemang & Hendler, 2011). We also defined other relations such as '*hasParticipant*', '*hasOutcome*', '*involvesActivity*', etc.
- (3) Merging the Common Formats with ICPS. We built the ontology in Protégé to merge structures, concepts, and terms from the Common Formats and ICPS with adequate properties created.

2.2 Evaluation

The evaluation examines whether the concept ontology represents an adequate knowledge for patient safety reports. The ontology first needed to pass the machine-based evaluation, by which the Protégé build-in module (HermiT 1.3.8) performed consistency checking (Shearer, Motik, & Horrocks, 2008). Secondly, we employed human evaluation by using survey instruments and statistical analysis. The human evaluation procedure has two phases. In the first phase, we developed a survey instrument for assessing biomedical ontologies in the scope of patient safety events. The questions in the survey instrument were adapted to cover eight dimensions for evaluating an ontology (Brank, Grobelnik, & Mladenić, 2005; Burton-Jones et al., 2005). To ensure that the survey instrument reaches a sufficient confidence level of reliability and validity for use, we employed a pre-assessment to measure its content-validity and inter-rater reliability. The content validity measures to what extent the



designed questions subjectively reflect the tasks they purpose to measure (Lynn, 1986; Polit & Beck, 2006). The inter-rater reliability measures the degree of agreement among raters (Fleiss, Levin, & Paik, 1981). The survey instrument is valid for use only if no major revision is needed. In the second phase, two domain experts (JW and YG) who are experienced in reviewing patient safety reports used the survey instrument to assess the concept ontology. When taking the survey, they were asked to annotate, using the concept ontology, the de-identified patient safety reports from Morbidity and Mortality Rounds on the Web (WebM&M). WebM&M is an online platform that publishes reported patient safety events and expert commentaries (Wachter et al., 2005). Table 2 demonstrates the sample questions in the pre-assessment and the survey instrument.

Table 2. A sample set of questions demonstrates the design of the survey instrument and the pre-assessment for validating the survey instrument.

Dimensions	Questions in the survey instrument	Questions in the pre-assessment
Correctness	For the case you reviewed, the terms used in the taxonomy are well-formed and the words are well-arranged.	Does the scale purport to measure “The correctness of syntax”?
Meaningfulness	For the case you reviewed, the terms used in the taxonomy can represent the concepts in the real-world setting.	Does the scale purport to measure “The meaningfulness of terms”?
Clarity	For the case you reviewed, the terms that appear in the taxonomy are clear (no ambiguity).	Does the scale purport to measure “The clarity of terms”?
Comprehensiveness	For the case you reviewed, the taxonomy provides sufficient knowledge in the domain.	Does the scale purport to measure “The comprehensiveness of the taxonomy in a certain domain”?
Accuracy	The information the taxonomy provides is accurate.	Does the scale purport to measure “The accuracy of information”?
Specificity	The taxonomy satisfies your needs when you use it to categorize the case you are reviewing.	Does the scale purport to measure “Whether the taxonomy specifies agent’s specific requirements”?
Satisfaction	Please rate the overall satisfaction based on your experience of using the taxonomy.	Does the scale purport to measure “The overall satisfaction to the taxonomy”?
Educational value	Please rate the education value of the case you reviewed.	Does the scale purport to measure “The educational value of the case”?

2.3 Developing a Detailed Ontology

A successful concept ontology provides an intrinsic infrastructure of patient safety knowledge, thus paves the way for developing a complete ontology. We performed a set of tasks to populate selected ontology classes with instances from real-world patient safety reports. These reports ($n = 2,919$) were obtained from a University Hospital in the US. The resulting ontology includes instances for classes



that associate with two types of patient safety incidents: ‘patient fall’ ($n = 346$) and ‘equipment and device’ ($n = 170$). We focused on these two types of incidents in the starting stage for two reasons. Firstly, patient fall usually leads to significant morbidity and mortality in US hospitals. Secondly, during our review of the reports, information describing patient fall and equipment and devices is well documented in narratives and thus can be easily modeled by an ontological representation. For example, in a segment of the reports, ‘*Pt was noted to be sitting on the side of the bed as he had done many times before without any difficulty or c/o. Pt was found on the floor next to his bed on his back and yelling for help.*’, a subject-predicate-object triple can be determined as ‘*Pt-sit-bed*’. The populating process involves the extraction of terms from the reports into corresponding classes in the ontology. Two domain experts (SP and QM) completed the ontology population by following these procedures: (1) Each expert is assigned to a set of randomly selected reports and the selected classes of ‘patient fall’ and ‘equipment and devices’; (2) Each expert reviews the reports and annotates terms from the text to corresponding classes; (3) Each expert cross validates each other one’s work; (4) The populating is considered complete after a few iterations when no more revision remains needed.

3 Results

3.1 The Ontology

3.1.1 Ontology Structure

With minor adjustments, we retained to the largest extent the top-level classes in the ICPS, which are *incident type*, *patient characteristics*, *incident characteristics*, *detection*, *mitigating factors*, *patient outcomes*, *organizational outcomes*, *ameliorating actions*, *actions taken to reduce risk*, and *contributing factors/hazards*. ‘*Process*’, which used to be under ‘*Incident type*’ – ‘*Clinical administration*’, was defined as a top-level class since it does not fit in any place under any top-level classes. A number of classes were broken down into several newly defined subclasses to better fit in the ontology. For example, ‘*Detection*’ was replaced by several new classes (i.e. ‘*People*’, ‘*Assessment*’, etc.) to accurately describe how the incident was detected. Some other changes worth mentioning are the relocation of ‘*Fall*’, ‘*Pressure ulcer*’, and ‘*Venous thromboembolism*’ since they were not explicitly documented in the ICPS but are significant in clinical cases. Adjustments were also made to the classes extracted from the Common Formats. For example, ‘*Surgery*’ and ‘*Anesthesia*’ are defined as top-level classes in the Common Formats. However, they were defined as subclasses of the ‘*Process*’ in our ontology. Adjustments as such help retain both the original information and the clarity of the ontological



structure. Figure 1 provides a close view of these adjustments by showing the ontology structure in Protégé screenshots.

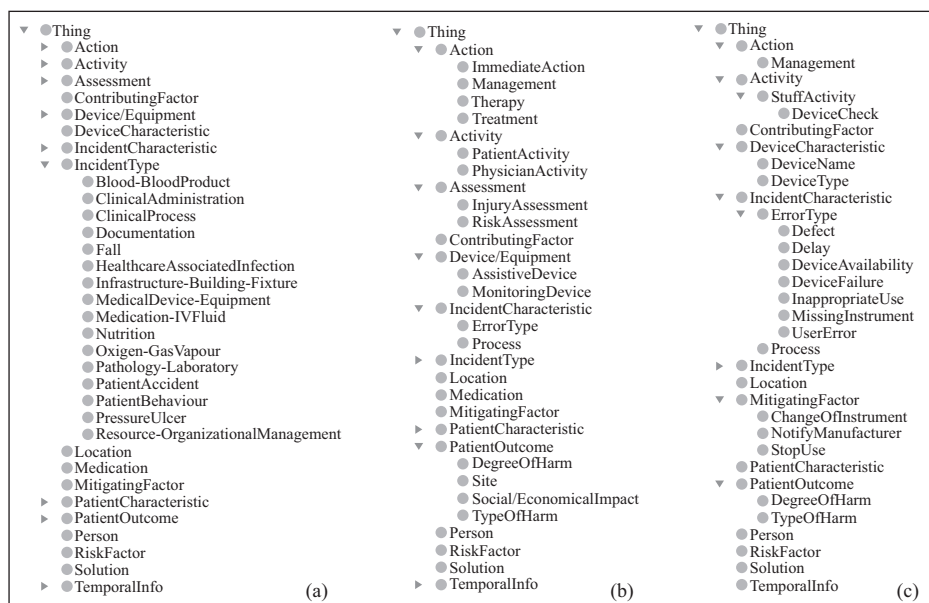


Figure 1. Protégé screenshots of partial ontology hierarchies. (a) Overall ontology structure. (b) Ontology structure of the classes associated with 'fall' incidents. (c) Ontology structure of the classes associated with 'equipment and device' incidents.

The current version of ontology has 71 classes, in which 24 classes have equivalent classes from selected existing ontologies from BioPortal. All these ontologies are in the fields of medical incidents or patient safety. In these ontologies, the ICPS ontology is derived from WHO's conceptual model of ICPS. The Adverse Event Ontology (AEO) encodes terminologies and representations in the scope of adverse events and medical interventions (He et al., 2011). The use of existing ontological terms can reduce repetitive work on future ontology expansion within similar domains. Table 3 shows a summary of the ontological terms.

Table 3. Statistics of ontology specific terms and imported terms.

Ontology names	Classes	Object properties	Total
Patient Safety Ontology	47	3	50
International Classification for Patient Safety (ICPS)	22	0	22
Adverse Event Ontology (AEO)	2	2	4
Total	71	5	76

3.1.2 Examples of Ontology Terms

A simple example of medical incidents can be determined by linking a number of terms through object properties. Figure 2 demonstrates two examples in which a ‘patient fall’ incident can be determined. In the examples, a ‘fall’ incident can be inferred by defining semantic rules, in which classes (i.e. *Person*, *Patient*, *Activity*, *PatientActivity*, *PatientOutcome*, *IncidentType*, and *Fall*), object properties (i.e. *involvesActivity*, *hasParticipant*, and *hasOutcome*), and other predefined properties in the ontology were employed in the reasoning process. By defining more terms, object properties, and rules, we can infer a greater number of semantic evidence.

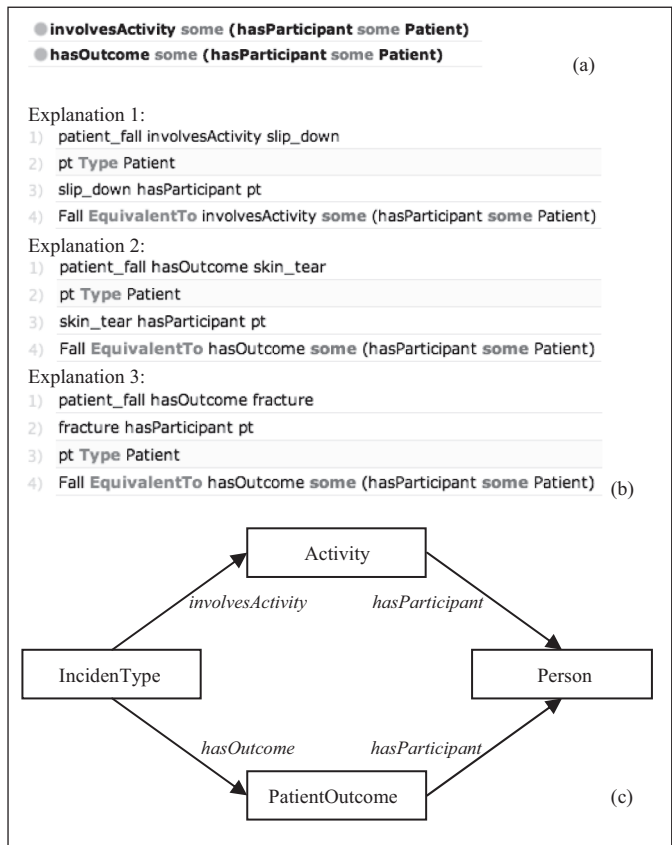


Figure 2. An example of inferred terms. (a) Two rules that infer a ‘patient fall’ incident. (b) Three inferences suggested by Hermit 1.3.8 in Protégé. ‘Patientfall’ is inferred as an instance of ‘Fall’. (c) A diagram of designed logical path applied in the example.



3.2 Evaluation Results

The ontology passed consistency checking through Hermit 1.3.8 (Shearer et al., 2008). This procedure validated the ontology from a machine-based perspective. In addition, we included human-centered evaluation to ensure the ontology is valid in clinical practice. We used a real-world patient safety report (<http://www.webmm.ahrq.gov/case.aspx?caseID=337>) in the Morbidity and Mortality Rounds on the Web (WebM&M) for the pre-assessment. Two domain experts (JW and YG) participated in the pre-assessment. See Table 4 for the results. We used a Content Validity Index (CVI) method to calculate the optimized content validity (Polit & Beck, 2006). The CVI for each item and overall are shown in Table 5.

Table 4. Calculation of inter-rater reliability for the evaluation instrument.

	Item 1	Item 2	Item 3	Item 4	Item 5	Item 6	Item 7	Item 8
Rater 1(WJ)	4	4	4	4	5	4	4	5
Rater 2 (YG)	5	5	5	5	5	5	5	5
Number in agreement	2	2	2	2	2	2	2	2
Total agreement in percentile	100%							

Note. The eight items are shown in the Table 2, ‘corresponding questions in the pre-assessment’ column. The numbers represent 5-point scale, i.e., 1 = strongly disagree; 2 = disagree; 3 = neither agree nor disagree; 4 = agree; 5 = strongly agree. We count it an agreement when two raters select the same scale or neighbor scales for a given item.

Table 5. Two raters rating on a 4-point scale for content validity.

	Item 1	Item 2	Item 3	Item 4	Item 5	Item 6	Item 7	Item 8	Proportion
Rater 1 (WJ)	X	X	X	X	X	X	X	X	1.00
Rater 2 (YG)	X	X	X	X	X	X	X	X	1.00
Number in agreement	2	2	2	2	2	2	2	2	Mean I-CVI = 1.00
Item CVI	1.00	1.00	1.00	1.00	1.00	1.00	1.00	1.00	Mean rater proportion = 1.00

Note. The Content Validity Index (CVI) is calculated as the number of all raters selecting a scale of either 3 or 4, where 1 = not relevant, 2 = somewhat relevant, 3 = quite relevant, 4 = highly relevant. An X stands for a CVI counted. I-CVI stands for the CVI for individual item.

4 Discussion

Ontologies are important tools to structure biomedical domains (Bodenreider, 2008). In the last decade, we have seen a grand challenge for translational research in biomedical domains with increase in both volume and complexity of data. Interpreting these data naturally requires domain knowledge that is usually given by clinical experts. When it comes to a timely response to rapidly growing medical incident data, a machine-readable fashion for such domain knowledge is integral. The broad use of biomedical ontologies has resulted in a community of resources



that can be shared within the domain. Ontology communities as such enable easy data integration and incorporation of individual ontologies with specific text mining applications.

We highlighted a role of ontological knowledge representation in PSRS. This role needs to be interpreted within the context of the existing PSRS' limitations. Data quality has become a focal issue for performing downstream analyses. Patient safety information exists in various types of medical records, including structured and unstructured data (free text) where a great number of information is reported in free text. While this type of reporting can largely retain invaluable information from natural language, it poses a crucial problem of processing free text. When it comes to the structured data, data quality is usually influenced by a pre-defined categorization (Gong, 2011). In many PSRSes that use a hybrid of both unstructured and structured data entry, conflicts were identified between structured data and free text (Holzmueller et al., 2005; Pronovost et al., 2008). Our study demonstrates a feasible approach to incorporate both structured and unstructured data while creating a machine-readable fashion for data representation. Along with this approach, future efforts should include mapping strategies to merge relational data that are used for representing structured data with ontologies (Cullot, Ghawi, & Yétongnon, 2007; Xu, Zhang, & Dong, 2006).

Text data pose technical challenges to computerized data processing and information retrieval. In the patient safety reporting, aggregate analyses are as important as reviewing a handful of cases since it can effectively alarm and trend recurring incidents (Leape et al., 2005). However, performing a manual review on massive reports is costly and unpractical. It may also bring unacceptable deviations to the outcomes (Itoh & Andersen, 2004). Mature NLP solutions and text mining methods are necessary but require a well-developed knowledge base for support. Our study holds promises to address this problem with two advantages: (1) The patient safety ontology serves as a domain knowledge base that can support text mining tasks such as relation extraction and NER. Moreover, a well-designed ontology by itself also provides semantic reasoning functions that can infer new knowledge and support RCA in part (Allemang & Hendler, 2011). (2) The patient safety ontology accelerates information exchange through an unified language system where an uniformed language system provides not only a controlled taxonomy but also the capacity of data integration and knowledge discovery (Alexander, 2006; Bodenreider, 2008).

Our study also enables a number of demanding functionalities in the PSRS. Firstly, classification of patient safety events is critical yet underdeveloped in the



US and many other countries (Elliott et al., 2014; Leape et al., 2005). The ever-increasing volume and complexity of patient safety events call for a uniformed classification system. We envision that an ontology-based multi-label classifier will improve the performance of patient safety classification. The patient safety report is a typical multi-label classification problem in which a given document can be assigned to multiple classes in a hierarchical structure. Therefore, the classification task is denoted as hierarchical multi-label classification (Tsoumakas & Katakis, 2006). The patient safety ontology will define possible classes for the documents and thus enable multi-label learning. Secondly, discovering relatedness between incidents can help identify the contributing factors and understand if repetitive errors worth a broader attention. Semantic similarity metrics have been successfully applied to the Gene Ontology (Lorit et al., 2003; Wolting, McGlade, & Tritchler, 2006). For patient safety ontology, we determine the similarity between two incidents by measuring the distance between concepts/terms annotated from the incident reports by the ontology. In the proposed PSRS, each report is mapped on to the ontology, therefore a set of ontological features such as classes and object properties are assigned to the report. The calculation of the similarity between any of two reports becomes the calculation between the two sets of features associated with the reports. The distances between these features (i.e. classes) are calculated according to their connections defined by the ontology. For example, the distance between two classes is determined by their position in the hierarchies, as well as their hypernym and/or children, in the hierarchies (Garla & Brandt, 2012). Consequently, front end users (i.e. risk managers in the hospitals) are returned with a list of similarity scores when they query the similarity between two or more incidents.

The present work should be discussed in the context of its challenges and limitations. We demonstrated initial steps for improving patient safety reporting through the use of informatics. Constructing patient safety ontology by aligning with different information sources from different perspectives or standards is challenging and has been recognized as a long-term endeavor. With regard to the generalizability of our work, it is worth noting that we are using a small sample of patient safety reports for ontology development and evaluation in this starting stage. The small sample size limits a comprehensive validation from many perspectives in the medical domain. The use of different data source will help discover more knowledge towards a comprehensive ontology. It could show the benefits of our approach if we further expand the ontology alone with the methods we proposed. In conclusion, our future direction will focus on the follow-up ontology development and ontology-based applications using real-world medical data.



Acknowledgements

This project is supported by a grant from AHRQ, 1R01HS022895 and a patient safety grant from the University of Texas system, #156374. We thank Xinshuo Wu, Qi Miao, Swananda Pandit, Drs. Khalid Almoosa and Jing Wang for their input in constructing the ontology and evaluation.

Author Contributions

C. Liang (chen.liang@uth.tmc.edu) and Y. Gong (yang.gong@uth.tmc.edu, corresponding author) conceived the research design. C. Liang designed and implemented the ontology. C. Liang performed the evaluation and data analysis. C. Liang wrote the manuscript under Y. Gong's supervision. Y. Gong revised the manuscript and approved the final version.

References

- Alexander, C. Y. (2006). Methods in biomedical ontology. *Journal of Biomedical Informatics*, 39(3), 252–266.
- Allemang, D., & Hendler, J. (2011). *Semantic Web for the working ontologist: Effective modeling in RDFS and OWL*. Portland, USA: Ringgold Inc.
- Ananiadou, S., & McNaught, J. (2006). *Text mining for biology and biomedicine*. London, UK: Artech House.
- Andronis, C., Sharma, A., Virvilis, V., Deftereos, S., & Persidis, A. (2011). Literature mining, ontologies and information visualization for drug repurposing. *Briefings in Bioinformatics*, 12(4), 357–368.
- Baader, F. (2003). *The description logic handbook: Theory, implementation, and applications*. Cambridge, UK: Cambridge University Press.
- Baker, G. R., Norton, P. G., Flintoft, V., Blais, R., Brown, A., & Cox, J. (2004). The Canadian adverse events study: The incidence of adverse events among hospital patients in Canada. *Canadian Medical Association Journal*, 170(11), 1678–1686.
- Bodenreider, O. (2004). The unified medical language system (UMLS): Integrating biomedical terminology. *Nucleic Acids Research*, 32(suppl 1), D267–D270.
- Bodenreider, O. (2008). Biomedical ontologies in action: Role in knowledge management, data integration and decision support. *Yearbook of Medical Informatics*, 67.
- Braithwaite, J., Westbrook, M. T., Travaglia, J. F., & Hughes, C. (2010). Cultural and associated enablers of, and barriers to, adverse incident reporting. *Quality and Safety in Health Care*, 19(3), 229–233.
- Braithwaite, J., Westbrook, M., & Travaglia, J. (2008). Attitudes toward the large-scale implementation of an incident reporting system. *International Journal for Quality in Health Care*, 20(3), 184–191.
- Brank, J., Grobelnik, M., & Mladenić, D. (2005). A survey of ontology evaluation techniques. In *Proceedings of the Conference on Data Mining and Data Warehouses*. Copenhagen, Denmark.
- Brennan, T. A., Leape, L. L., Laird, N. M., Hebert, L., Localio, A. R., Lawthers, A. G., Hiatt, H. H. (1991). Incidence of adverse events and negligence in hospitalized patients: Results of the Harvard medical practice study I. *New England Journal of Medicine*, 324(6), 370–376.



Research Paper

- Brixey, J., Johnson, T. R., & Zhang, J. (2002). Evaluating a medical error taxonomy. In Proceedings of the AMIA Symposium, 71–75.
- Burton-Jones, A., Storey, V. C., Sugumaran, V., & Ahluwalia, P. (2005). A semiotic metrics suite for assessing the quality of ontologies. *Data & Knowledge Engineering*, 55(1), 84–102.
- Chang, A., Schyve, P. M., Croteau, R. J., O’Leary, D. S., & Loeb, J. M. (2005). The JCAHO patient safety event taxonomy: A standardized terminology and classification schema for near misses and adverse events. *International Journal for Quality in Health Care*, 17(2), 95–105.
- Cochrane, D., Taylor, A., Miller, G., Hait, V., Matsui, I., Bharadwaj, M., & Devine, P. (2009). Establishing a provincial patient safety and learning system: Pilot project results and lessons learned. *Healthc Quarterly*, 12, 147–153.
- Culot, N., Ghawi, R., & Yétongnon, K. (2007). DB2OWL: A tool for automatic database-to-ontology mapping. In Proceedings of the Fifteenth Italian Symposium on Advanced Database Systems, (pp. 17–20). Roma, Italy: KRDB Centre, Faculty of Computer Science, Free University of Bozen-Bolzano.
- Dovey, S. M., Meyers, D. S., Phillips, R. L., Green, L. A., Fryer, G. E., Galliher, J. M., ... Grob, P. (2002). A preliminary taxonomy of medical errors in family practice. *Quality & Safety in Health Care*. 11(3), 233–238.
- Elliott, P., Martin, D., & Neville, D. (2014). Electronic clinical safety reporting system: A benefits evaluation. *JMIR Medical Informatics*, 2(1), e12.
- Erickson, S. M., Wolcott, J., Corrigan, J. M., Aspden, P. (2003). Patient safety: Achieving a new standard for care. Washington, USA: National Academies Press.
- Fleiss, L., Levin, B., & Paik, M. C. (1981). The measurement of interrater agreement. In In Fleiss, J.L. (Ed). *Statistical Methods for Rates and Proportions* (2nd ed). 280–285. New York, NY: John Wiley & Sons.
- Frankel, A., Gandhi, T. K., & Bates, D. W. (2003). Improving patient safety across a large integrated health care delivery system. *International Journal for Quality in Health Care*, 15, i31–i40.
- Garla, V. N., & Brandt, C. (2012). Ontology-guided feature engineering for clinical text classification. *Journal of Biomedical Informatics*, 45(5), 992–998.
- Gong, Y. (2011). Data consistency in a voluntary medical incident reporting system. *Journal of Medical Systems*, 35(4), 609–615.
- Gottgroy, P., Kasabov, N., & MacDonell, S. (2004). An ontology driven approach for knowledge discovery in biomedicine. In Proceedings of the 8th Pacific Rim International Conference on Artificial Intelligence (PRICAI) (pp. 53–67). Auckland, New Zealand: Springer-Verlag.
- Greenes, R. A. (Ed.). (2014). *Clinical decision support: The road ahead*. Boston, USA: Academic Press.
- He, Y., Xiang, Z., Sarntivijai, S., Toldo, L., & Ceusters, W. (2011). AEO: A realism-based biomedical ontology for the representation of adverse events. A diverse event workshop, ICBO 2011. Retrieved from <http://icbo.buffalo.edu/2011/workshop/adverse-events/docs/talks/session1/HeAEICBO2011.pdf>.
- Holzmueller, C. G., Pronovost, P. J., Dickman, F., Thompson, D. A., Wu, A. W., Lubomski, L. H., ... & Laura L. (2005). Creating the web-based intensive care unit safety reporting system. *Journal of the American Medical Informatics Association*, 12(2), 130–139.



- Hsieh, H.F., & Shannon, S. E. (2005). Three approaches to qualitative content analysis. *Qualitative Health Research*, 15(9), 1277–1288.
- Hua, L., Wang, S., & Gong, Y. (2014). Text prediction on structured data entry in healthcare: A two-group randomized usability study measuring the prediction impact on user performance. *Applied Clinical Informatics*, 5(1), 249–263.
- Itoh, K., & Andersen, H. B. (2004). Analysing medical incident reports by use of a human error taxonomy. In *Probabilistic Safety Assessment and Management* (pp. 2714–2719). San Juan, Puerto Rico.
- Keistinen, T., & Kinnunen, M. (2007). Increased patient safety with an Internet-based reporting system. *World Hospitals and Health Services: The Official Journal of the International Hospital Federation*, 44(2), 37–39.
- Kohn, L. T., Corrigan, J., & Donaldson, M. S. (2000). *To err is human: Building a safer health system*. Washington, D.C: National Academy Press.
- Kumar, A., Yip, L., Smith, B., & Grenon, P. Bridging the Gap between Medical and Bioinformatics Using Formal Ontological Principles. *Computers in Biology and Medicine*.(submitted).
- Kuo, Y.H., Lee, T.T., Mills, M. E., & Lin, K.C. (2012). The evaluation of a web-based incident reporting system. *Computers Informatics Nursing*, 30(7), 386–394.
- Lamont, T., Scarpello, J., & others. (2009). National patient safety agency: Combining stories with statistics to minimise harm. *BMJ*, 339, b4489.
- Larizgoitia, I., Bouesseau, M. C., & Kelley, E. (2013). WHO efforts to promote reporting of adverse events and global learning. *Journal of Public Health Research*, 2(3).
- Leape, L.L. & Abookire, S.A. (2005). *Guidelines for Adverse Events Reporting and Learning Systems*. Geneva, 2005, World Health Organization.
- Levtzion K. O., Alcalai, H., Orav, E. J., Graydon-Baker, E., Keohane, C., Bates, D. W., & Frankel, A. S. (2009). Evaluation of the contributions of an electronic web-based reporting system: Enabling action. *Journal of Patient Safety*, 5(1), 9–15.
- Lorit, P. W., Stevens, R. D., Brass, A., & Goble, C. A. (2003). Semantic similarity measures as tools for exploring the gene ontology. In *Proceedings of the 8th Pacific Rim International Conference on Artificial Intelligence (PRICAI)* (pp. 53–67). Auckland, New Zealand: Springer-Verlag.
- Lynn, M. R. (1986). Determination and quantification of content validity. *Nursing Research*, 35(6), 382–386.
- Maynard, D., Li, Y., & Peters, W. (2008). NLP techniques for term extraction and ontology population. In *Proceeding of the 2008 conference on Ontology Learning and Population: Bridging the Gap between Text and Knowledge* (pp. 107–127). IOS Press Amsterdam, The Netherlands.
- McGuinness, D. L., Van Harmelen, F., & others. (2004). OWL web ontology language overview. *W3C Recommendation*, 10(10), 2004.
- Mekhjian, H. S., Bentley, T. D., Ahmad, A., & Marsh, G. (2004). Development of a web-based event reporting system in an academic environment. *Journal of the American Medical Informatics Association*, 11(1), 11–18.
- Mukherjea, S. (2005). Information retrieval and knowledge discovery utilising a biomedical Semantic Web. *Briefings in Bioinformatics*, 6(3), 252–262.



Research Paper

- Newman, T. B. (2003). The power of stories over statistics. *BMJ: British Medical Journal*, 327(7429), 1424.
- Polit, D. F., & Beck, C. T. (2006). The content validity index: Are you sure you know what's being reported? critique and recommendations. *Research in Nursing & Health*, 31, 341–354.
- Pope, C., Ziebland, S., & Mays, N. (2000). Qualitative research in health care: Analysing qualitative data. *BMJ: British Medical Journal*, 320(7227), 114.
- Pronovost, P. J., Morlock, L. L., Sexton, J. B., Miller, M. R., Holzmüller, C. G., Thompson, D. A., ... Wu, A. W. (2008). Improving the Value of Patient Safety Reporting Systems. In *Advances in Patient Safety: New Directions and Alternative Approaches*. 1, 1–9.
- Rodrigues, J. M., Kumar, A., Bousquet, C., & Trombert, B. (2007). Standards and biomedical terminologies: the CEN TC 251 and ISO TC 215 categorial structures. A step towards increased interoperability. *Studies in Health Technology and Informatics*, 136, 857–862.
- Rossi, M. A., Consorti, F., & Galeazzi, E. (1998). Standards to support development of terminological systems for healthcare telematics. *Methods of Information in Medicine*, 37(4–5), 551–563.
- Runciman, W., Hibbert, P., Thomson, R., Van Der Schaaf, T., Sherman, H., & Lewalle, P. (2009). Towards an international classification for patient safety: Key concepts and terms. *International Journal for Quality in Health Care*, 21(1), 18–26.
- Shearer, R., Motik, B., & Horrocks, I. (2008). HermiT: A Highly-Efficient OWL Reasoner. 432, 91.
- Sherman, H., Castro, G., Fletcher, M., Hatlie, M., Hibbert, P., Jakob, R., ... & Virtanen, M. (2009). Towards an international classification for patient safety: The conceptual framework. *International Journal for Quality in Health Care*, 21(1), 2–8.
- Smith, B., Ashburner, M., Rosse, C., Bard, J., Bug, W., Ceusters, W. (2007). The OBO Foundry: Coordinated evolution of ontologies to support biomedical data integration. *Nature Biotechnology*, 25(11), 1251–1255.
- Souvignet, J., Bousquet, C., Lewalle, P., Trombert-Paviot, B., & Rodrigues, J. M. (2011). Modeling patient safety incidents knowledge with the categorial structure method. In *AMIA Annual Symposium Proceedings (Vol. 2011, p. 1300)*. Bethesda, USA: American Medical Informatics Association.
- Souvignet, J., & Rodrigues, J.M. (2014). Toward a patient safety upper level ontology. *Studies in Health Technology and Informatics*, 210, 160–164.
- Spigelman, A. D., & Swan, J. (2005). Review of the Australian incident monitoring system. *ANZ Journal of Surgery*, 75(8), 657–661
- Steiner, J. F. (2005). The use of stories in clinical research and health policy. *Jama*, 294(22), 2901–2904.
- Suresh, G., Horbar, J. D., Plsek, P., Gray, J., Edwards, W. H., Shiono, P. H., ... & Goldmann, D. (2004). Voluntary anonymous reporting of medical errors for neonatal intensive care. *Pediatrics*, 113(6), 1609–1618.
- Tepfers, A., Louie, H., & Drouillard, M. (2006). Developing an electronic incident report: experiences of a multi-site teaching hospital. *Healthcare Quarterly*, 10(2), 117–122.
- Tsoumakas, G., & Katakis, I. (2006). Multi-label classification: An overview. Dept. of Informatics, Aristotle University of Thessaloniki, Greece.
- Tuttle, D., Holloway, R., Baird, T., Sheehan, B., & Skelton, W. K. (2004). Electronic reporting to improve patient safety. *Quality and Safety in Health Care*, 13(4), 281–286.



- Van Den Bos, J., Rustagi, K., Gray, T., Halford, M., Ziemkiewicz, E., & Shreve, J. (2011). The \$17.1 billion problem: the annual cost of measurable medical errors. *Health Affairs*, 30(4), 596–603.
- Vanderheyden, L. C., Northcott, H. C., Adair, C. E., McBrien-Morrison, C., Meadows, L. M., Norton, P., & Cowell, J. (2004). Reports of preventable medical errors from the Alberta Patient Safety Survey 2004. *Healthcare Quarterly*, 8, 107–114.
- Wachter, R. M., Shojania, K. G., Minichiello, T., Flanders, S. A., & Hartman, E. E. (2005). AHRQ WebM&M - online medical error reporting and analysis. *Advances in Patient Safety*, 4, 211–221.
- Williams, S. K., & Osborn, S. S. (2006). The development of the national reporting and learning system in England and Wales, 2001–2005. *Medical Journal of Australia*, 184(10), S65.
- Wolting, C., McGlade, C. J., & Tritchler, D. (2006). Cluster analysis of protein array results via similarity of Gene Ontology annotation. *BMC Bioinformatics*, 7(1), 338.
- Woods, A., & Doan-Johnson, S. (2002). Executive summary: Toward a taxonomy of nursing practice errors. *Nursing Management*, 33(10), 45–48.
- Woods, D. M., Johnson, J., Holl, J. L., Mehra, M., Thomas, E. J., Ogata, E. S., & Lannon, C. (2005). Anatomy of a patient safety event: A pediatric patient safety taxonomy. *Quality & Safety in Health Care*, 14(6), 422–427.
- Xu, Z., Zhang, S., & Dong, Y. (2006). Mapping between relational database schema and OWL ontology for deep annotation. In *Proceedings of the 2006 IEEE/WIC/ACM International Conference on Web Intelligence* (pp. 548–552). HongKong, China.
- Zhang, J., Patel, V. L., Johnson, T. R., & Shortliffe, E. H. (2004). A cognitive taxonomy of medical errors. *Journal of Biomedical Informatics*, 37(3), 193–204.



This is an open access article licensed under the Creative Commons Attribution-NonCommercial-NoDerivs License (<http://creativecommons.org/licenses/by-nc-nd/4.0/>).



CO-EDITORS-IN-CHIEF

Xiaolin Zhang

National Science Library, Chinese Academy
of Sciences, China

Ronald Rousseau

University of Leuven, KU Leuven, Belgium

Ying Ding

Indiana University, USA

EDITORIAL BOARD

Per Ahlgren

KTH Royal Institute of Technology, Sweden

Judit Bar-Ilan

Bar-Ilan University, Israel

Christine L. Borgman

University of California, Los Angeles, USA

Kevin Boyack

SciTech Strategies Inc., USA

Chaomei Chen

Drexel University, USA

Dar-Zen Chen

Taiwan University, Taiwan, China

Ling Chen

Peking University, China

Cinzia Daraio

Sapienza University of Rome, Italy

Haiyan Hou

Dalian University of Technology, China

Renaud Lambiotte

University of Namur, Belgium

Guangjian Li

Peking University, China

Yuelin Li

Nankai University, China

Wei Liu

Library of Shanghai, China

Wei Lu

Wuhan University, China

Xiaobin Lu

Renmin University, China

Han Woo Park

Yeung Nam University, South Korea

Qing Qian

Institute of Medical Information/Medical
Library, Chinese Academy of Medical
Sciences, China

Min Song

Yonsei University, South Korea

Neil Smalheiser

University of Illinois at Chicago, USA

Xinning Su

Nanjing University, China

Tan Sun

Agriculture Information Institute, Chinese
Academy of Agricultural Sciences, China

Jie Tang

Tsinghua University, China

Mike Thelwall

University of Wolverhampton, UK

Nees-Jan van Eck

Leiden University, the Netherlands

Yuefen Wang

Nanjing University of Science and
Technology, China

Jevin West

Washington University, USA

Dietmar Wolfram

University of Wisconsin-Milwaukee, USA

Dan Wu

Wuhan University, China

Yishan Wu

Chinese Academy of Science and Technology
for Development, China

Feng Xia

Dalian University of Technology, China

Erjia Yan

Drexel University, USA

Liyang Yang

National Science Library, Chinese Academy
of Sciences, China

Ying Ye (Fred Y. Ye)

Nanjing University, China

Jan Youtie

Georgia Institute of Technology, USA

Marcia L. Zeng

Kent State University, USA

Zhixiong Zhang

National Science Library, Chinese Academy
of Sciences, China

Dangzhi Zhao

University of Alberta, Canada

Yuxiang Zhao

Nanjing University of Science and
Technology, China

Donghua Zhu

Beijing Institute of Technology, China

MANAGING EDITOR

Fenghong Liu

National Science Library, Chinese Academy
of Sciences, China

EDITORIAL STAFF

Fenghong Liu, Jing Cao, Lin Peng

National Science Library, Chinese Academy
of Sciences, China

Copyright ©2016. All rights are reserved by the Editorial Office of *Journal of Data and Information Science (JDIS)*, National Science Library, Chinese Academy of Sciences. Address: No 33, Beisihuan Xilu, Zhongguancun, Haidian District, Beijing 100190, P.R.China.

Tel: 86-10-82624454 or 86-10-82626611 ex. 6628. Fax: 86-10-82624454. Email: jdis@mail.las.ac.cn. Website: <http://www.jdis.org>.

Published by: National Science Library,
Chinese Academy of Sciences, No 33,
Beisihuan Xilu, Zhongguancun, Haidian
District, Beijing 100190, P. R. China

Edited by: Editorial Office of *Journal of Data
and Information Science (JDIS)*, No 33, Beisihuan
Xilu, Zhongguancun, Haidian District, Beijing
100190, P. R. China

Printed by: Beijing KEXIN Printing Co.
Ltd., Beijing 102208, P.R. China.

Tel: 86-10-62903036. Fax: 86-0-62805493

Co-Editors-in-Chief: Xiaolin Zhang, Ronald
Rousseau & Ying Ding

Typesetting: Charlesworth (Beijing)
Information Services Co Ltd., Room 1105,
Building No. 9, Jianwai SOHO, Chaoyang
District, Beijing 100022, P.R. China

Tel/Fax: 86-10-58698392.

Distributed by: Editorial Office of *Journal
of Data and Information Science (JDIS)*, No
33, Beisihuan Xilu, Zhongguancun, Haidian
District, Beijing 100190, P.R. China

Subscription: RMB 200/Issue, RMB 800/
Volume in China per year; US\$ 199/Volume
outside of China (including air shipping).

Distributional Code: 82-563

JDIS

JOURNAL OF DATA AND INFORMATION SCIENCE

(QUARTERLY)

I Volume 1 Number 2 2016

CONTENTS

PERSPECTIVES

- 1 Information Science Roles in the Emerging Field of Data Science
Gary Marchionini
- 7 Data Science Altmetrics
Mike Thelwall

RESEARCH PAPERS

- 13 Comparative Study of Trace Metrics between Bibliometrics and Patentometrics
Fred Y. Ye, Mu-Hsuan Huang & Dar-Zen Chen
- 32 Identifying Scientific Project-generated Data Citation from Full-text Articles: An Investigation of TCGA Data Citation
Jiao Li, Si Zheng, Hongyu Kang, Zhen Hou & Qing Qian

- 45 Mining Related Articles for Automatic Journal Cataloging
Yuqing Mao & Zhiyong Lu
- 60 Critical Factors for Personal Cloud Storage Adoption in China
Jianya Wang
- 75 Knowledge Representation in Patient Safety Reporting: An Ontological Approach
Chen Liang & Yang Gong
- 92 Program of International Conference on Data-driven Discovery: When Data Science Meets Information Science (June 19-22, 2016, Beijing, China)

ISSN 2096-157X



ISSN 2096-157X
CN 10-1394/G2