

Hindawi Publishing Corporation  
The Scientific World Journal  
Volume 2015, Article ID 352867, 1 page  
<http://dx.doi.org/10.1155/2015/352867>



## *Retraction*

# **Retracted: Variations in Stable Carbon Isotope Composition and Leaf Traits of *Picea schrenkiana* var. *tianschanica* along an Altitude Gradient in Tianshan Mountains, Northwest China**

### **The Scientific World Journal**

Received 9 March 2015; Accepted 9 March 2015

Copyright © 2015 The Scientific World Journal. This is an open access article distributed under the Creative Commons Attribution License, which permits unrestricted use, distribution, and reproduction in any medium, provided the original work is properly cited.

The paper titled “Variations in Stable Carbon Isotope Composition and Leaf Traits of *Picea schrenkiana* var. *tianschanica* along an Altitude Gradient in Tianshan Mountains, Northwest China” [1] has been retracted as it was submitted for publication without the knowledge and approval of all the other coauthors.

### **References**

- [1] H. Zhang, J. Ma, W. Sun, and F. Chen, “Variations in stable carbon isotope composition and leaf traits of *Picea schrenkiana* var. *tianschanica* along an altitude gradient in Tianshan Mountains, Northwest China,” *The Scientific World Journal*, vol. 2014, Article ID 243159, 10 pages, 2014.

## Research Article

# Variations in Stable Carbon Isotope Composition and Leaf Traits of *Picea schrenkiana* var. *tianschanica* along an Altitude Gradient in Tianshan Mountains, Northwest China

Huiwen Zhang,<sup>1,2</sup> Jianying Ma,<sup>3</sup> Wei Sun,<sup>4</sup> and Fahu Chen<sup>2</sup>

<sup>1</sup> Key Laboratory of Ecohydrology of Inland River Basin, Cold and Arid Regions Environmental and Engineering Research Institute, Chinese Academy of Sciences, Lanzhou 730000, China

<sup>2</sup> Key Laboratory of Western China's Environmental Systems (Ministry of Education), Lanzhou University, Lanzhou 730000, China

<sup>3</sup> Dunhuang Gobi and Desert Ecological and Environmental Research Station, Cold and Arid Regions Environmental and Engineering Research Institute, Chinese Academy of Sciences, Lanzhou 730000, China

<sup>4</sup> Department of Renewable Resources, University of Wyoming, Laramie, WY 82071, USA

Correspondence should be addressed to Huiwen Zhang; zhanghuiwen@lzb.ac.cn

Received 14 June 2014; Revised 12 September 2014; Accepted 23 September 2014; Published 4 November 2014

Academic Editor: Ramanikumar Sarkar

Copyright © 2014 Huiwen Zhang et al. This is an open access article distributed under the Creative Commons Attribution License, which permits unrestricted use, distribution, and reproduction in any medium, provided the original work is properly cited.

To understand the morphological and physiological responses of leaves to changes in altitudinal gradients, we examined ten morphological and physiological characteristics in one-year-old needles of *Picea schrenkiana* var. *tianschanica* at ten points along an altitudinal gradient from 1420 to 2300 m a.s.l. on the northern slopes of the Tianshan Mountains in northwest China. Our results indicated that LA, SD, LPC, and LKC increased linearly with increasing elevation, whereas leaf  $\delta^{13}\text{C}$ , LNC, Chla + b, LDMC, LMA, and  $N_{\text{area}}$  varied nonlinearly with changes in altitude. With elevation below 2100 m, LNC,  $N_{\text{area}}$ , and Chla + b increased, while LDMC and LMA decreased with increasing altitude. When altitude was above 2100 m, these properties showed the opposite patterns. Leaf  $\delta^{13}\text{C}$  was positively correlated with  $N_{\text{area}}$  and LNC and negatively correlated with SD and LA, suggesting that leaf  $\delta^{13}\text{C}$  was indirectly controlled by physiological and morphological adjustments along altitudinal gradients. Based on the observed maximum values in LNC,  $N_{\text{area}}$ , Chla + b, and LA and the minimum values in LMA and LDMC at the elevation of 2100 m, suggesting higher photosynthetic capacity and greater potential for fast growth under superior optimum zone, we concluded that the best growing elevation for *P. schrenkiana* var. *tianschanica* in the Tianshan Mountains was approximately 2100 m.

## 1. Introduction

Stable carbon isotope composition ( $\delta^{13}\text{C}$ ) provides an integrated measurement of internal plant physiological and external environmental properties influencing photosynthetic gas exchange over the time when the carbon was fixed [1, 2]. So applications using stable carbon isotopes have developed from initially categorizing photosynthetic pathways ( $\text{C}_3$ ,  $\text{C}_4$ , and CAM) to evaluating more critical impacts of environmental conditions on leaf photosynthesis [3–9]. However, this application requires better understanding of relationships between carbon isotope composition and plant physiological and morphological characteristics.

As a result of variation in environmental factors, such as temperature, precipitation, photosynthetically active radiation, and atmospheric  $\text{CO}_2$  concentration along altitudinal gradients, changes in morphological and physiological traits and leaf carbon isotope composition in alpine plants are expected. Therefore, altitudinal gradients provide unique experimental opportunities to study morphological and physiological responses of plants to environmental factors, as well as relationships between leaf carbon isotope composition and leaf morphological and physiological characteristics [9–14].

In general, leaf  $\delta^{13}\text{C}$  values of most alpine plants increased with increasing altitude [6, 7, 15–21]. However, a decrease

TABLE 1: Meteorological data of located stations within the research area.

Station	Latitude	Longitude	Time (yr.)	Altitude (m)	Mean annual temperature (°C)	Mean annual precipitation (mm)
Urumchi	43°78'	87°65'	1961–2000	935	6.8	265
Xiaoqūzi	43°29'	87°06'	1971–2000	1872	2.3	542
Tianshan forest ecosystem research station	43°26'	87°28'	2005–2006	1905	2.0	573
Houxia	43°29'	87°07'	1978–2002	2350	1.5	445

in leaf  $\delta^{13}\text{C}$  with increasing altitude [4, 5, 22] or no linear relationships between leaf  $\delta^{13}\text{C}$  and altitude [17, 23–30] have also been reported. Variation in leaf  $\delta^{13}\text{C}$  has been found in correlation with leaf morphological traits (leaf thickness, leaf area, stomatal density, etc.) [13, 14, 23, 28, 31] and physiological traits (stomatal conductance, carboxylation efficiency, leaf mass per unit area, leaf nitrogen concentration, etc.) [9, 11–13, 15, 24, 28, 32, 33] along the altitudinal gradients. These findings show that there is considerable variation in the response of leaf morphological and physiological relationships to environmental variability and thus impact on leaf  $\delta^{13}\text{C}$ .

*Picea schrenkiana* var. *tianschanica*, one of the major species of alpine and subalpine forests in western China, forms pure forests in the northern slopes of the Tianshan Mountains. These forests play a very important role in preventing soil erosion and soil water loss, regulating climate, as well as maintaining ecological stability [34]. Previous studies suggested that the continuous distribution of *P. schrenkiana* var. *tianschanica* on the north slopes of Tianshan Mountains is a result of combined water-heat conditions [35–38]. However, this hypothesis has been lacking in support from morphological and physiological aspects. We studied leaf morphological and physiological characteristics, including leaf  $\delta^{13}\text{C}$ , in *P. schrenkiana* var. *tianschanica* growing along an altitudinal gradient on the northern slopes of the Tianshan Mountain. Our objectives were (1) to survey leaf  $\delta^{13}\text{C}$  values and leaf morphological and physiological characteristics in response to changes in altitude, (2) to analyze relationships between leaf  $\delta^{13}\text{C}$  values and leaf morphological and physiological characteristics and test the hypothesis that leaf  $\delta^{13}\text{C}$  values were determined indirectly by physiological and morphological adjustments with changing environmental factors along with altitude gradient, and (3) to identify a relative optimum zone for the growth of *P. schrenkiana* var. *tianschanica* along the altitudinal gradients.

## 2. Materials and Methods

**2.1. Study Sites.** In September 2007, ten sampling sites were selected at about 100 m elevation intervals along an altitudinal gradient from 1420 m to 2300 m (at elevation of 1420, 1505, 1622, 1757, 1850, 1962, 2045, 2110, 2240, and 2300 m) in the northern slopes of the Tianshan Mountains. Sampling sites were located between 83°04'41"E and 87°12'54"E longitude

and 43°10'57"N and 44°05'06"N latitude. The slope of the sampling sites ranged from 10% to 40%. Altitude, latitude, and longitude of each sampling site were determined by GPS (Magellan GPS315, Magellan, USA). Meteorological data representing the areas from low to high altitude located within the Tianshan Mountains are provided in Table 1 [39, 40]. The soil was classified as mountain grey-brown forest soil.

**2.2. Sampling and Ecophysiological Measurements.** To minimize the age effects, we selected all the sampling trees with same approximate height of about 5 m tall. Five mature trees at each site were selected for leaf sample collection. One-year-old needles were collected randomly from the south side of the crowns. The needles were placed in plastic bottle and kept in liquid nitrogen. Needles from five selected trees (100 needles per tree) at each sampling site were divided into five groups for leaf physiological and morphological measurements. Following the rehydration procedure, the needles were cut from the stem and gently blotted with tissue paper to remove any surface water before measuring water-saturated fresh mass. The projected surface area (LA) was determined by an LI-3000A portable area meter (Li-Cor, Lincoln, NE). Stomatal densities (SD) were determined using a 200x magnification with a KEYENCE VHX-Z100R scanning electronic microscope (Keyence, Japan) as described by Hultine and Marshall [13]. To avoid variations of SD at the base or tip, SD near the middle of the needle was reported. Dry mass was determined after the needles were oven-dried for 48 h at 80°C. Dry mass and LA were then used to calculate leaf mass per unit area (LMA). Dry matter content (LDMC) was calculated as a percentage of dry biomass to the saturated needle biomass. Leaf nitrogen concentration per unit mass (LNC) of dried tissue was determined by a micro-Kjeldahl digestion system (KDH, Shanghai Qianjian instrument Co., Ltd, China). Leaf phosphorus concentration per unit mass (LPC) was determined by vanadium-molybdenum yellow colorimetric analysis methods with a spectrophotometer (VIS-7220, Beijing Modern Rayleigh Instrument Co., Ltd, China). Leaf potassium concentration per unit mass (LKC) was determined by flame photometer (410, Sherwood, UK) [41]. Pigment contents (Chla + b) of other fresh needles were analyzed with an *N, N*-dimethylformamide (DMF) extraction spectrophotometer method [42]. Leaf nitrogen concentration per unit area ( $N_{\text{area}}$ ) was calculated by multiplying LNC by LMA.

TABLE 2: Significance of the altitudinal effects on leaf traits.

	$\delta^{13}\text{C}$ (‰)	LA ( $\text{cm}^2$ )	SD ( $\text{number}\cdot\text{mm}^{-2}$ )	LNC ( $\text{mg}\cdot\text{g}^{-1}$ )	LPC ( $\text{mg}\cdot\text{g}^{-1}$ )	LKC ( $\text{mg}\cdot\text{g}^{-1}$ )	Chla + b ( $\text{mg}\cdot\text{g}^{-1}$ )	LDMC ( $\text{mg}\cdot\text{g}^{-1}$ )	LMA ( $\text{g}\cdot\text{m}^{-2}$ )	$\text{N}_{\text{area}}$ ( $\text{g}\cdot\text{m}^{-2}$ )
SS	25.4	696.4	42.6	260.7	262.0	246.1	39.4	30341.9	9292.0	17.4
MS	2.8	77.4	4.7	29.0	29.1	27.3	4.4	3371.3	1032.4	1.9
F	27.7	196.6	40.8	66.9	190.9	185.9	22.4	27.2	24.2	53.7
P	<0.001	<0.001	<0.001	<0.001	<0.001	<0.001	<0.001	<0.001	<0.001	<0.001

**2.3. Stable Carbon Isotope Composition Analysis.** Stable carbon isotope composition ( $\delta^{13}\text{C}$ ) of dry needles was determined by an elemental analyzer (Flash EA 1112, Thermo Electron, USA) coupled to a Finnigan Delta + XP continuous flow inlet isotope ratio mass spectrometer (Thermo Finnigan, Bremen, Germany) in the Stable Isotope Laboratory, Key laboratory of Western China's Environmental Systems (Ministry of Education), Lanzhou University. The  $\delta^{13}\text{C}$  values were expressed in per mil deviation relative to the Pee Dee Belemnite (PDB) standard [43]. Precision of repeated measurements of laboratory standards was <0.2‰.

**2.4. Statistical Analysis.** Normality of distribution and homogeneity of variance were checked before any further statistical analysis. The normality was checked by Shapiro-Wilk (sample size was less than 50). Homogeneity was done by test of homogeneity of variances. Differences in leaf  $\delta^{13}\text{C}$  and other leaf traits among different positions along the altitudinal gradient were determined using one-way ANOVA (Table 2). Linear and nonlinear regression models were used to analyze the relationships between elevation and leaf traits (Figure 1). Pearson's correlation was applied so as to check the existence of relationship between two variables in this research (Table 3). And the relationships between altitude and soil properties also were investigated (Figure 2). All the analyses were carried out by SPSS Version 16.0 (SPSS Inc., Chicago, IL, USA).

### 3. Results

**3.1. Characteristics of Leaf  $\delta^{13}\text{C}$  and Other Leaf Traits.** Leaf  $\delta^{13}\text{C}$  values ranged from  $-30.55\text{‰}$  to  $-24.69\text{‰}$ , with a mean of  $-28.42\text{‰}$ . There were significant differences in leaf  $\delta^{13}\text{C}$  ( $P < 0.001$ ). And significant differences in LA, SD, LNC, LPC, LKC, Chla + b, LDMC, LMA, and  $\text{N}_{\text{area}}$  among *P. schrenkiana* var. *tianschanica* populations at different altitudes were also detected ( $P < 0.001$ ) (Table 2).

**3.2. Altitudinal Changes of Leaf  $\delta^{13}\text{C}$  and Other Leaf Traits.** Leaf  $\delta^{13}\text{C}$  varied nonlinearly with increasing altitude. LA, SD, LPC, and LKC increased linearly with increasing elevation, whereas LNC, Chla + b, LDMC, LMA, and  $\text{N}_{\text{area}}$  varied nonlinearly with changes in altitude (Figure 1). There was an approximate critical altitude for variations of morphological and physiological factors near 2100 m altitude. Below 2100 m, LNC, Chla + b, and  $\text{N}_{\text{area}}$  increased significantly with increasing altitude (Figures 1(d), 1(g), and 1(j)), whereas

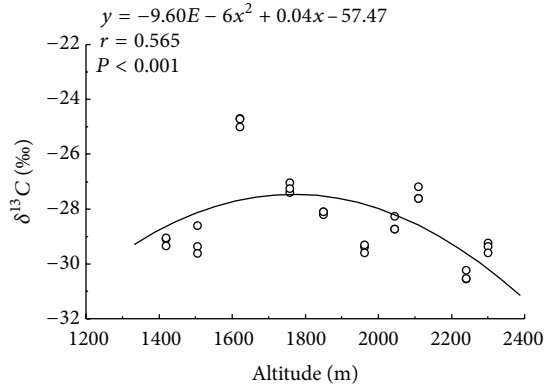
LDMC and LMA decreased significantly along the altitudinal gradients (Figures 1(h) and 1(i)). In contrast, when altitude was above 2100 m, these properties showed the opposite patterns. The maximum values of LNC ( $15.42 \pm 0.38 \text{ mg}\cdot\text{g}^{-1}$ ),  $\text{N}_{\text{area}}$  ( $4.14 \pm 0.28 \text{ g}\cdot\text{m}^{-2}$ ), and Chla + b ( $2.44 \pm 0.37 \text{ mg}\cdot\text{g}^{-1}$ ) and the minimum values of LDMC ( $451.80 \pm 6.28 \text{ mg}\cdot\text{g}^{-1}$ ) and LMA ( $252.33 \pm 3.60 \text{ g}\cdot\text{m}^{-2}$ ) were obtained at an altitude of about 2100 m. Indeed, maximum LA, LPC, and LKC were also detected at 2100 m (Figures 1(b), 1(e), and 1(f)).

**3.3. Relationships between Leaf  $\delta^{13}\text{C}$  and Leaf Traits.** According to Table 3, it showed that correlations between two variables were determined using Pearson's correlation. Leaf  $\delta^{13}\text{C}$  was positively correlated with LNC and  $\text{N}_{\text{area}}$ , while the correlation with LNC was medium ( $r = 0.550$ ) and the correlation with  $\text{N}_{\text{area}}$  was weak ( $r = 0.422$  and  $r = 0.397$ , resp.). Leaf  $\delta^{13}\text{C}$  was negatively correlated with LA and SD, while the correlations were weak ( $r = -0.436$  and  $r = -0.432$ , resp.). There was no significant relationship between  $\delta^{13}\text{C}$  and LPC, LKC, Chla + b, LDMC, and LMA. In addition, it showed the weak ( $\pm 0.31 \sim \pm 0.50$ ) or medium ( $\pm 0.51 \sim \pm 0.70$ ) or strong ( $\pm 0.71 \sim \pm 0.90$ ) correlation between other leaf traits.

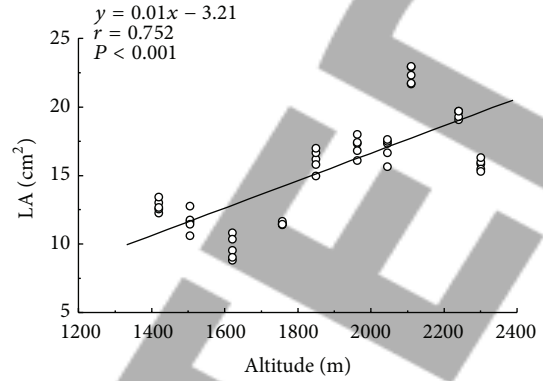
### 4. Discussion

**4.1. Changes in Leaf Morphological and Physiological Traits along the Altitudinal Gradient.** Leaf physiological and morphological traits of most alpine plants are strongly affected by different abiotic factors along altitudinal gradients. Low-altitude plants have to withstand the unfavourable climatic conditions of dry habitats, high temperatures, harsh radiation, and scant precipitation. On the other hand, high altitude plants have to face the adverse conditions with low temperatures accompanied by high irradiance, unavailable soil water, strong wind, and high vapor pressure deficits. So alpine plants show great phenotypic plasticity and adjust their morphology and physiology in response to surrounding environment.

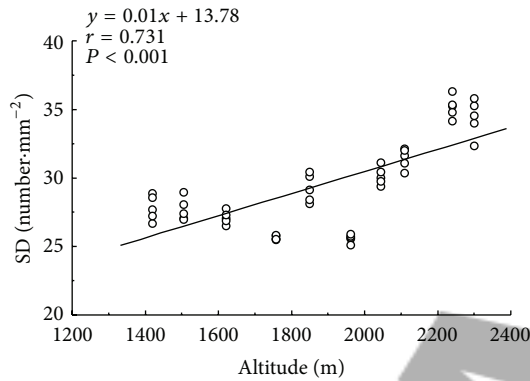
In our study, with water-heat conditions turned better, SD increased linearly with increasing elevation (Figure 1(c)). Increases in SD with increasing altitude may compensate for the reduction in  $\text{CO}_2$  partial pressure [44] or may be associated with an improved efficiency in carbon dioxide uptake [45]. Increasing drought from lower to higher altitudes is considered to be the main stress force for changes of SD because of the fact that colder soil could reduce water uptake of root system and induce water stress [46]. LA, LPC, and LKC increased significantly with increasing



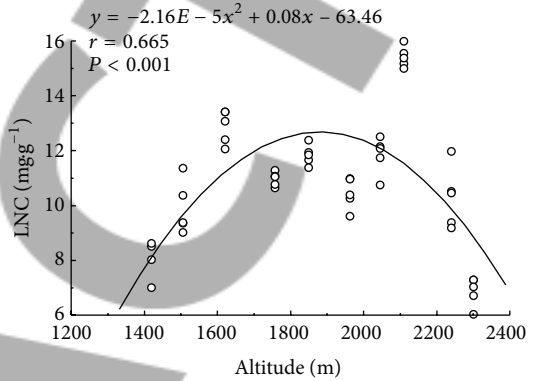
(a)



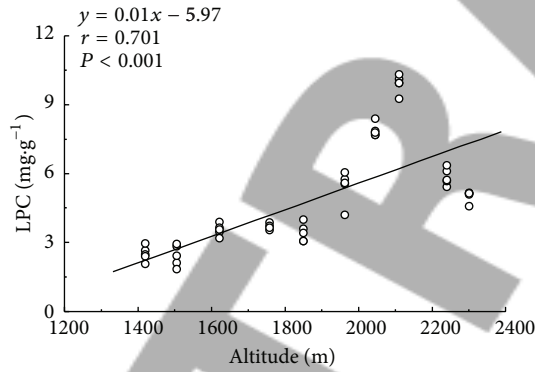
(b)



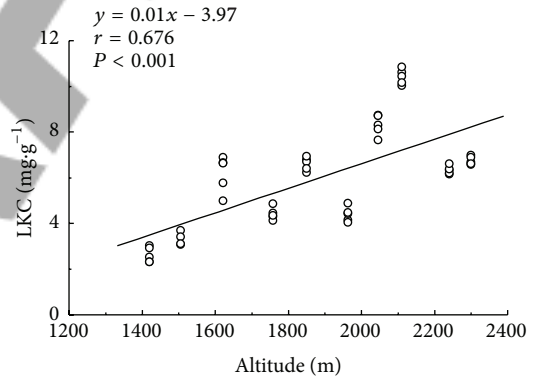
(c)



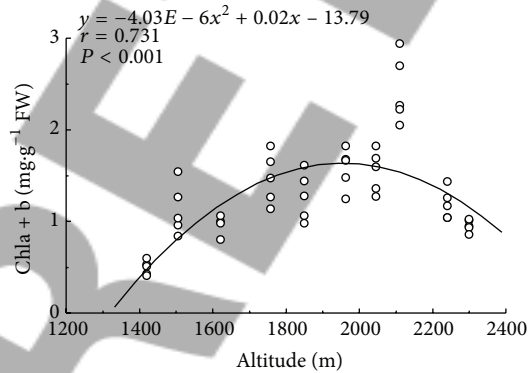
(d)



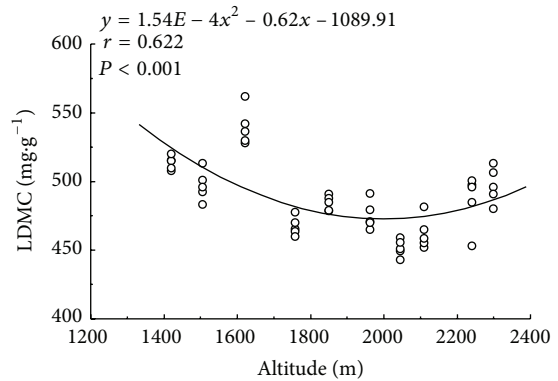
(e)



(f)



(g)



(h)

FIGURE 1: Continued.

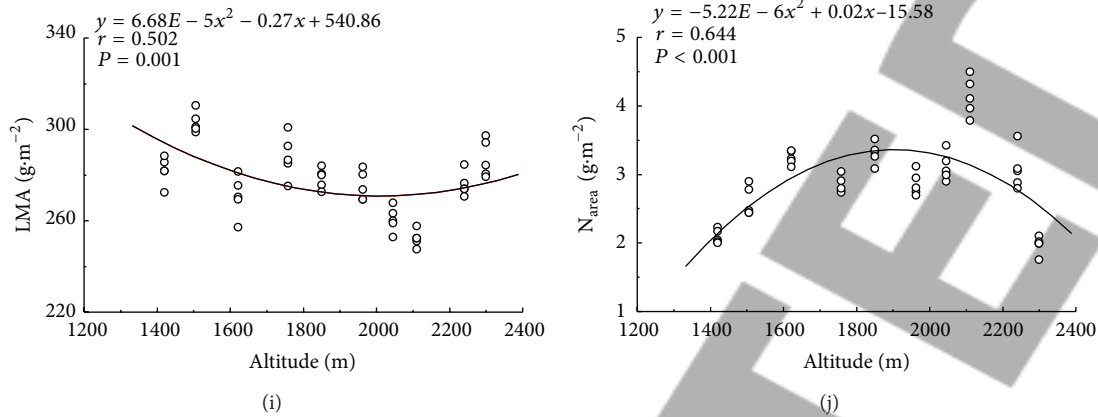


FIGURE 1: Variation in (a) leaf stable carbon isotope composition ( $\delta^{13}\text{C}$ ), (b) leaf projected area per 100 needles (LA), (c) stomatal density (SD), (d) leaf nitrogen concentration per unit mass (LNC), (e) leaf phosphorus concentration per unit mass (LPC), (f) leaf potassium concentration per unit mass (LKC), (g) pigment contents (Chla + b), (h) leaf dry matter content (LDMC), (i) leaf mass per unit area (LMA), and (j) leaf nitrogen concentration per unit area ( $N_{\text{area}}$ ) in *P. schrenkiana* var. *tianschanica* along the altitudinal gradients.

TABLE 3: Correlation coefficients among leaf traits.

	$\delta^{13}\text{C}$ (‰)	LA ( $\text{cm}^2$ )	SD ( $\text{number}\cdot\text{mm}^{-2}$ )	LNC ( $\text{mg}\cdot\text{g}^{-1}$ )	LPC ( $\text{mg}\cdot\text{g}^{-1}$ )	LKC ( $\text{mg}\cdot\text{g}^{-1}$ )	Chla + b ( $\text{mg}\cdot\text{g}^{-1}$ )	LDMC ( $\text{mg}\cdot\text{g}^{-1}$ )	LMA ( $\text{g}\cdot\text{m}^{-2}$ )	$N_{\text{area}}$ ( $\text{g}\cdot\text{m}^{-2}$ )
$\delta^{13}\text{C}$ (‰)	1									
LA ( $\text{cm}^2$ )	-0.436*	1								
SD ( $\text{number}\cdot\text{mm}^{-2}$ )	-0.432*	0.590**	1							
LNC ( $\text{mg}\cdot\text{g}^{-1}$ )	0.550**	0.313*	-0.146	1						
LPC ( $\text{mg}\cdot\text{g}^{-1}$ )	-0.049	0.813**	0.428**	0.542**	1					
LKC ( $\text{mg}\cdot\text{g}^{-1}$ )	0.222	0.681**	0.514**	0.618**	0.848**	1				
Chla + b ( $\text{mg}\cdot\text{g}^{-1}$ )	0.135	0.596**	0.032	0.694**	0.738**	0.648**	1			
LDMC ( $\text{mg}\cdot\text{g}^{-1}$ )	0.305	-0.582**	-0.094	-0.260	-0.594**	-0.403**	-0.618**	1		
LMA ( $\text{g}\cdot\text{m}^{-2}$ )	-0.231	-0.576**	-0.177	-0.601**	-0.741**	-0.706**	-0.521**	0.313*	1	
$N_{\text{area}}$ ( $\text{g}\cdot\text{m}^{-2}$ )	0.397*	0.463**	0.002	0.962**	0.602**	0.675**	0.735**	-0.340*	-0.618**	1

\*  $P < 0.05$ ; \*\*  $P < 0.01$ .

altitude (Figures 1(a), 1(e), and 1(f)). But when altitude was above 2100 m, they all dropped slightly. At low altitude, heat stress, cold stress, drought stress, and high-radiation stress all tend to lead to relatively small leaves [47]. Moreover, low temperatures at high altitude might limit cell expansion. Phosphorus availability in the soil was higher, and leaf potassium content followed a similar pattern to soil total potassium content (Figure 2); this suggested that a large proportion of phosphorus and potassium in leaves might be taken up from the soil. When conditions become severe at higher elevation, *P. schrenkiana* var. *tianschanica* might allocate more phosphorus and potassium to protective tissues by osmoregulation to adapt to the native habits.

Our results showed that LNC, Chla + b, LDMC, LMA, and  $N_{\text{area}}$  varied nonlinearly with changes in altitude. There was an approximate critical altitude for variations of leaf traits near 2100 m altitude. Below 2100 m, LNC, Chla + b, and  $N_{\text{area}}$  increased with increasing altitude (Figures 1(d), 1(g), and 1(j)), whereas LDMC and LMA decreased along the altitudinal

gradient (Figures 1(h) and 1(i)). In contrast, when altitude was above 2100 m, these properties showed the opposite patterns. Photosynthetic capacity generally increases with leaf nitrogen content because photosynthetic enzymes such as rubisco contain large quantities of N [13]. Moreover, photosynthetic pigments changing with increasing altitude can also reflect variation in photosynthesis ability [48]. We observed similar patterns in the variation of chlorophyll contents, LNC, and  $N_{\text{area}}$  along the altitudinal gradients. Similar results were reported in other conifer trees [25, 28]. Increasing chlorophyll contents, LNC, and  $N_{\text{area}}$  before 2100 m might be an adoption to increasing light intensities because assimilation rates in *P. schrenkiana* var. *tianschanica* were highly determined by light intensities [49]. In addition, nitrogen content increased with the altitude; the most likely explanation was that the large amount of nitrogen in leaves was taken up from the soil. This was consistent with our investigation of soil nitrogen supply (Figure 2). We found that LMA was higher at lower and higher altitudes but decreased at midaltitudes just as LDMC.

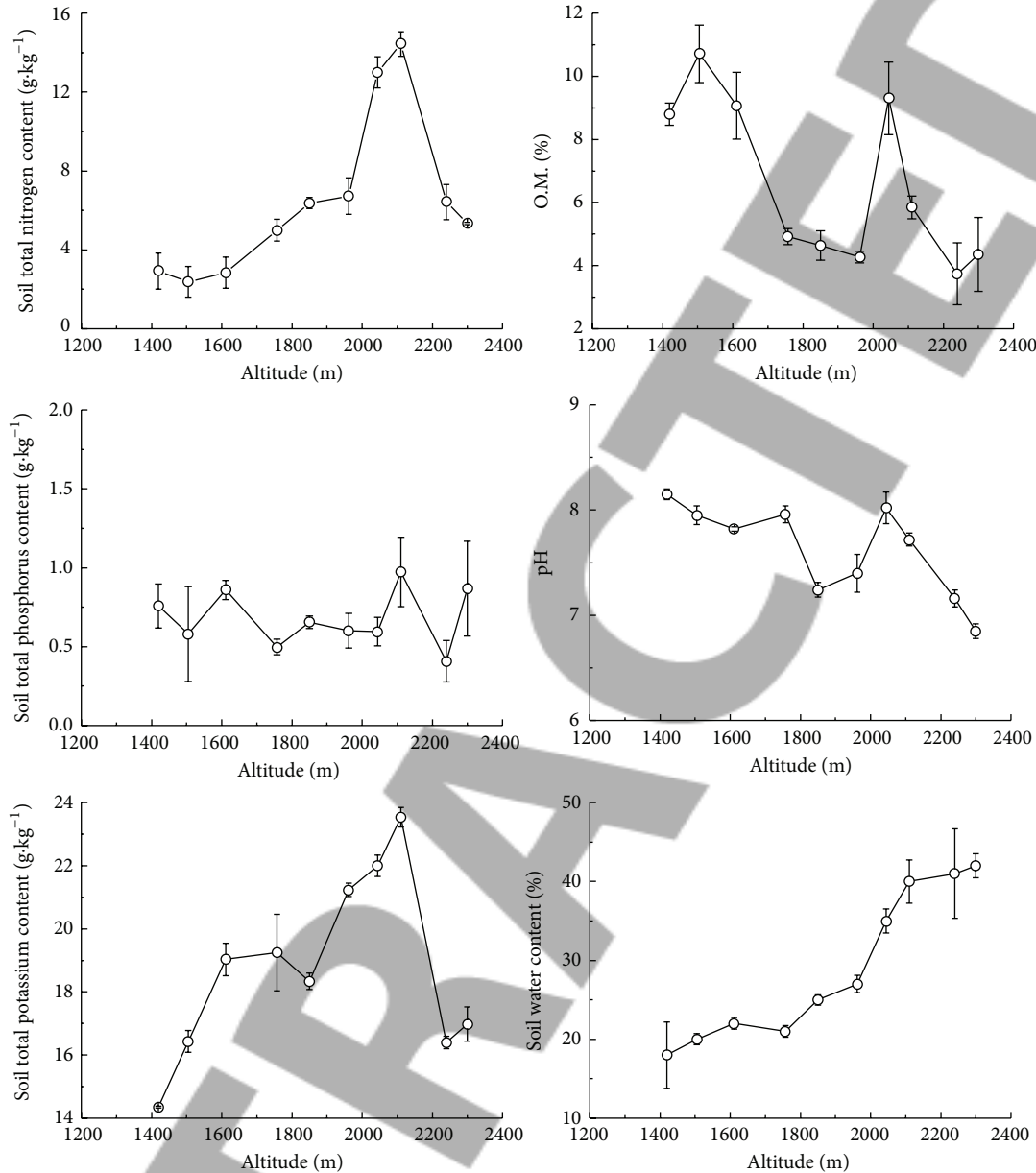


FIGURE 2: Relationships between altitude and soil properties (values are means  $\pm$  standard deviation).

The higher LMA probably results from higher temperatures and summer drought at lower altitudes [50] and cold temperature at higher altitudes [44, 51]. The effect of air temperature was even greater than the effect of water availability [46]. On the other hand, it has been pointed out that leaves with high LMA have a structure that reduces not only photosynthetic rates but also water losses by transpiration [13]. Leaves with high LDMC tend to be relatively tough and are thus assumed to be more resistant to physical hazards which are often observed in plants growing in highly disturbed environments [47].

4.2. Impacts of Variation in Leaf Morphological and Physiological Traits on Leaf  $\delta^{13}\text{C}$ . The present study found that

LNC and  $N_{\text{area}}$  showed positive correlation with leaf  $\delta^{13}\text{C}$  (Table 3). Levels of N in plant tissues have been reported to have a positive correlation with altitude, and this increase in leaf nitrogen content with altitude may increase  $\text{CO}_2$  demand at the sites of carboxylation and progressively result in higher carboxylation efficiency [12, 33, 48, 52]. A primary explanation for altitudinal trends in leaf nitrogen content is that low temperatures and short growing seasons at high elevation reduce growth rate and might consequently have a concentrating effect on leaf nitrogen content [48, 52]. High leaf nitrogen concentrations make increased investment in leaf chlorophyll and rubisco possible [53], and this in turn may cause high carboxylation efficiencies and high leaf  $\delta^{13}\text{C}$  value [11, 12, 33]. We therefore concluded that leaf nitrogen

content was one of influencing factors on variation in leaf  $\delta^{13}\text{C}$  values along the altitudinal gradients.

Generally, LA decreases linearly with altitude [11, 47, 54, 55]. However, some studies also have found that LA increases with altitude [56] or initially increases and then decreases again [25, 28]. Plants often have larger LA at midelevation where temperature and precipitation may be optimal [28] and the large size of leaves with high nitrogen concentration can fix more  $\text{CO}_2$  potentially than smaller leaves [12]. And this might lead to high carboxylation efficiencies or high photosynthetic capacities which induced high leaf  $\delta^{13}\text{C}$  value. In our study, LA negatively correlated with leaf  $\delta^{13}\text{C}$  (Table 3). Similar results have been reported by Zhao et al. [28]. The findings show there is remarkable variation in the response of LA to environmental hydrothermal conditions, and thus impact on leaf  $\delta^{13}\text{C}$ .

Stomata allow water loss by transpiration and the entry of  $\text{CO}_2$  into the leaf for photosynthetic carbon fixation. We observed that SD in *P. schrenkiana* var. *tianschanica* increased linearly with altitude (Figure 1;  $r = 0.752$ ), and there was a negative relationship between  $\delta^{13}\text{C}$  and SD (Table 3). Similar results were observed in conifer trees [25, 28]. Earlier publications demonstrate that an increase in atmospheric  $\text{CO}_2$  results in a decrease in SD of plants [5]. Körner and Cochrane [57] considered that SD generally increases with altitude and presumably increases the diffusive supply through the stomata. Stomatal conductance increases the supply of  $\text{CO}_2$  to the interior of the leaf and would be expected to reduce  $\delta^{13}\text{C}$  of fixed carbon. So increases in SD should reduce, rather than enhance,  $\delta^{13}\text{C}$  composition of leaves with altitude. This discrepancy leads to the suggestion that the SD was not the key to understanding carbon isotope trends with altitude [13]. It might be that the stomata growing at higher altitude could not open entirely under severe environmental conditions. Our study suggested that the variation in SD was not the major cause of the observed increase in  $\delta^{13}\text{C}$  with altitude. Some other morphological and physiological factors along with the altitude should have an integrated influence on  $\delta^{13}\text{C}$  values.

**4.3. Optimum Growing Zone.** For a single species that exhibits a continuous distribution over a broad elevational transect, there must be a relative optimum zone for growth [58]. The physiological potential for vigorous growth and relatively high photosynthetic rate might decrease below or above that optimum altitude. Leaf area, leaf nitrogen content, chlorophyll contents, LMA, LDMC, and so forth often change remarkably at this altitude [24, 25, 28].

Leaf area has important consequences for the leaf energy and water balance and relates to climatic variation, geology, altitude, and latitude. Along with altitude gradient, leaf size variation can also be linked to both temperature and water availability. On average, heat stress, cold stress, drought stress, and high-radiation stress all tend to lead to relatively small leaves [47]. The small size of leaves from high elevations might result in a lost opportunity for carbon fixation [12]. At their optimal midelevation, plants often have larger LA [25, 28], potentially fixing more  $\text{CO}_2$  [12].

LDMC can be used to predict species position along a resource-use gradient [47, 59] and is related to the average density of the leaf tissues and tends to scale with LMA. Furthermore, LDMC has been shown negatively with potential relative growth rate or mass-based maximum photosynthetic rate [47]. Leaves with high LDMC tend to be relatively tough and are thus assumed to be more resistant to physical hazards (e.g., wind and hail), while leaves with low LDMC tend to be associated with high productivity, which is often observed in plants growing in highly disturbed environments [47].

LMA can be thought of as the investment (leaf mass) associated with a given potential rate of return (light-capture area) [60]. Low LMA, indicating greater potential for fast growth (higher rate of return on a given investment) and enhanced nutrient investment [60], tends to have higher photosynthetic capacity per unit leaf mass, resulting from having larger light-capture area deployed per mass, higher leaf N concentration [61, 62], and shorter diffusion paths from stomata to chloroplasts [63]. Species in resource-rich environments tend to have low LMA [47], while high LMA has been shown to be advantageous in low-resource environments or harsh situations [64].

In the Tianshan Mountains, rainfall varies nonlinearly with elevation. Maximum annual precipitation is obtained at midelevation. Temperature decreases with increasing elevation [38]. Early studies indicated that there existed relatively more suitable environmental conditions for growth of *P. schrenkiana* var. *tianschanica* in the middle of their distribution region [35]. In their superior environment, plants had a relatively high photosynthetic rate and growth rate. In our study, LNC,  $N_{\text{area}}$ , chlorophyll contents, and LA increased significantly with increasing altitude, and they reached the maximum values at an altitude of about 2100 m. At the same time, LMA and LDMC decreased in better conditions with respect to elevation, and they reached the minimum values at an altitude of about 2100 m. All these changes suggested higher photosynthetic capacity and greater potential for fast growth under lower utilization of resources [60, 62]. However, climatic conditions become severe and soil becomes barren at lower and higher elevation. And these bad environmental conditions will cause a direct restriction of leaf expansion, accompanied by reduced leaf nitrogen content and chlorophyll contents, and LMA and LDMC increased indicating potential advantages in low-resource environments or an increase in resistance to harsh situations [60, 64].

## 5. Conclusions

The results of our research suggested that there are evident altitudinal variation and substantial plastic responses in morphological and physiological characteristics of *P. schrenkiana* var. *tianschanica* across environmental gradients. Reversible physiological and morphological responses allowed plants to adapt to changing water-heat conditions and soil conditions with increasing elevation. In addition,  $\delta^{13}\text{C}$  was positively correlated with  $N_{\text{area}}$  and LNC and negatively correlated with SD and LA. This reinforced the hypothesis



that leaf  $\delta^{13}\text{C}$  of *P. schrenkiana* var. *tianschanica* was indirectly controlled by physiological and morphological adjustments along altitudinal gradient. Moreover, based on the observed maximum values in LNC,  $N_{\text{area}}$ , Chla + b, and LA and the minimum values in LMA and LDMC at the elevation of 2100 m, suggesting higher photosynthetic capacity and better growth, the 2100 m elevation zone appeared to be an optimum habitat for *P. schrenkiana* var. *tianschanica*.

### Conflict of Interests

The authors declare that there is no conflict of interests regarding the publication of this paper.

### Acknowledgments

The authors would like to thank Dr. Huiling Sun from Lanzhou University and Wenbin Xu from Shihezi University for their assistance during sampling process. They would also like to thank Professor Jianquan Liu and Dr. Litong Chen for their assistance during experimental process at the Key Laboratory of Arid and Grassland Ecology, Ministry of Education, School of Life Science, Lanzhou University. This research was supported by the Major Research plan of the National Natural Science Foundation of China (no. 91125025), the National Natural Science Foundation of China (no. Y411381001), and the Postdoctoral Science Foundation of China (2013M532096).

### References

- [1] M. H. O'Leary, "Carbon isotopes in photosynthesis," *Bioscience*, vol. 38, no. 5, pp. 328–336, 1988.
- [2] G. D. Farquhar, J. R. Ehleringer, and K. T. Hubick, "Carbon isotope discrimination and photosynthesis," *Annual Review of Plant Biology*, vol. 40, no. 1, pp. 503–537, 1989.
- [3] M. D. Morecroft and F. I. Woodward, "Experimental investigations on the environmental determination of  $\delta^{13}\text{C}$  at different altitudes," *Journal of Experimental Botany*, vol. 41, no. 231, pp. 1303–1308, 1990.
- [4] D. J. Beerling, D. P. Matthey, and W. G. Chaloner, "Shifts in the  $\delta^{13}\text{C}$  composition of *Salix herbacea* L. Leaves in response to spatial and temporal gradients of atmospheric  $\text{CO}_2$  concentration," *Proceedings of the Royal Society B: Biological Sciences*, vol. 253, no. 1336, pp. 53–60, 1993.
- [5] P. K. van de Water, S. W. Leavitt, and J. L. Betancourt, "Leaf  $\delta^{13}\text{C}$  variability with elevation, slope aspect, and precipitation in the southwest United States," *Oecologia*, vol. 132, no. 3, pp. 332–343, 2002.
- [6] Y. Zhu, R. T. W. Siegwolf, W. Durka, and C. Körner, "Phylogenetically balanced evidence for structural and carbon isotope responses in plants along elevational gradients," *Oecologia*, vol. 162, no. 4, pp. 853–863, 2010.
- [7] C. Yan, S. Han, Y. Zhou et al., "Needle  $\delta^{13}\text{C}$  and mobile carbohydrates in *Pinus koraiensis* in relation to decreased temperature and increased moisture along an elevational gradient in NE China," *Trees*, vol. 27, no. 2, pp. 389–399, 2013.
- [8] Y. C. Zhou, J. W. Fan, H. P. Zhong, and W. Y. Zhang, "Relationships between altitudinal gradient and plant carbon isotope composition of grassland communities on the Qinghai-Tibet Plateau, China," *Science China: Earth Sciences*, vol. 56, no. 2, pp. 311–320, 2013.
- [9] X. F. Wang, R. Y. Li, X. Z. Li et al., "Variations in leaf characteristics of three species of angiosperms with changing of altitude in Qilian Mountains and their inland high-altitude pattern," *Science China Earth Sciences*, vol. 57, no. 4, pp. 662–670, 2014.
- [10] M. D. Morecroft, F. I. Woodward, and R. H. Marris, "Altitudinal trends in leaf nutrient contents, leaf size and  $\delta^{13}\text{C}$  of *Alchemilla alpina*," *Functional Ecology*, vol. 6, pp. 730–740, 1992.
- [11] M. D. Morecroft and F. I. Woodward, "Experiments on the causes of altitudinal differences in the leaf nutrient contents, size and  $\delta^{13}\text{C}$  of *Alchemilla alpina*," *New Phytologist*, vol. 134, no. 3, pp. 471–479, 1996.
- [12] S. Cordell, G. Goldstein, F. C. Meinzer, and L. L. Handley, "Allocation of nitrogen and carbon in leaves of *Metrosideros polymorpha* regulates carboxylation capacity and  $\delta^{13}\text{C}$  along an altitudinal gradient," *Functional Ecology*, vol. 13, no. 6, pp. 811–818, 1999.
- [13] K. R. Hultine and J. D. Marshall, "Altitude trends in conifer leaf morphology and stable carbon isotope composition," *Oecologia*, vol. 123, no. 1, pp. 32–40, 2000.
- [14] S. P. Xie, B. N. Sun, D. F. Yan, and B. X. Du, "Altitudinal variation in *Ginkgo* leaf characters: clues to paleoelevation reconstruction," *Science in China, Series D: Earth Sciences*, vol. 52, no. 12, pp. 2040–2046, 2009.
- [15] C. Körner, G. D. Farquhar, and Z. Roksandic, "A global survey of carbon isotope discrimination in plants from high altitude," *Oecologia*, vol. 74, no. 4, pp. 623–632, 1988.
- [16] G. Wang, J. Han, A. Faiia, W. Tan, W. Shi, and X. Liu, "Experimental measurements of leaf carbon isotope discrimination and gas exchange in the progenies of *Plantago depressa* and *Setaria viridis* collected from a wide altitudinal range," *Physiologia Plantarum*, vol. 134, no. 1, pp. 64–73, 2008.
- [17] J. Li, G. Wang, X. Liu, J. Han, and M. Liu, "Variations in carbon isotope ratios of  $\text{C}_3$  plants and distribution of  $\text{C}_4$  plants along an altitudinal transect on the eastern slope of Mount Gongga," *Science in China D: Earth Sciences*, vol. 52, no. 11, pp. 1714–1723, 2009.
- [18] Y. Li, H. X. Zhao, B. L. Duan, H. Korpelainen, and C. Y. Li, "Adaptability to elevated temperature and nitrogen addition is greater in a high-elevation population than in a low-elevation population of *Hippophae rhamnoides*," *Trees*, vol. 25, no. 6, pp. 1073–1082, 2011.
- [19] F. Ran, X. Zhang, Y. Zhang, H. Korpelainen, and C. Li, "Altitudinal variation in growth, photosynthetic capacity and water use efficiency of *Abies faxoniana* Rehd. et Wils. seedlings as revealed by reciprocal transplantations," *Trees*, vol. 27, no. 5, pp. 1405–1416, 2013.
- [20] G. Q. Kong, T. X. Luo, X. S. Liu, L. Zhang, and E. Y. Liang, "Annual ring widths are good predictors of changes in net primary productivity of alpine *Rhododendron* shrubs in the Sergyemla Mountains, southeast Tibet," *Plant Ecology*, vol. 213, no. 11, pp. 1843–1855, 2012.
- [21] Y. Feng, Z. B. Wen, S. Gulnur, and X. Y. Wang, "Study of the relationship between compositions of shrub plant of stable-carbon-isotope and environmental factors in Xinjiang representatives of Chenopodiaceae," *Contemporary Problems of Ecology*, vol. 7, no. 3, pp. 301–307, 2014.
- [22] P. Hietz, W. Wanek, and M. Popp, "Stable isotopic composition of carbon and nitrogen and nitrogen content in vascular

- epiphytes along an altitudinal transect," *Plant, Cell and Environment*, vol. 22, no. 11, pp. 1435–1443, 1999.
- [23] W.-Y. Qiang, X.-L. Wang, T. Chen et al., "Variations of stomatal density and carbon isotope values of *Picea crassifolia* at different altitudes in the Qilian Mountains," *Trees*, vol. 17, no. 3, pp. 258–262, 2003.
- [24] C. Li, X. Zhang, X. Liu, O. Luukkanen, and F. Berninger, "Leaf morphological and physiological responses of *Quercus aquifolioides* along an altitudinal gradient," *Silva Fennica*, vol. 40, no. 1, pp. 5–13, 2006.
- [25] J. Luo, R. Zang, and C. Li, "Physiological and morphological variations of *Picea asperata* populations originating from different altitudes in the mountains of southwestern China," *Forest Ecology and Management*, vol. 221, no. 1–3, pp. 285–290, 2006.
- [26] X. H. Liu, L. J. Zhao, M. Gasaw, D. Y. Gao, D. H. Qin, and J. W. Ren, "Foliar  $\delta^{13}\text{C}$  and  $\delta^{15}\text{N}$  values of  $\text{C}_3$  plants in the Ethiopia Rift Valley and their environmental controls," *Chinese Science Bulletin*, vol. 52, no. 9, pp. 1265–1273, 2007.
- [27] Y. F. Zhang, T. Chen, L. Z. An, and Y. B. Li, "The variations of stable-carbon isotope ratios in Qilian juniper in northwestern China," *Environmental Geology*, vol. 52, no. 1, pp. 131–136, 2007.
- [28] C. Zhao, L. Chen, F. Ma, B. Yao, and J. Liu, "Altitudinal differences in the leaf fitness of juvenile and mature alpine spruce trees (*Picea crassifolia*)," *Tree Physiology*, vol. 28, no. 1, pp. 133–141, 2008.
- [29] M. Song, D. Duan, H. Chen et al., "Leaf  $\delta^{13}\text{C}$  reflects ecosystem patterns and responses of alpine plants to the environments on the Tibetan Plateau," *Ecography*, vol. 31, no. 4, pp. 499–508, 2008.
- [30] D. Yu, Q. Wang, J. Liu et al., "Formation mechanisms of the alpine Erman's birch (*Betula ermanii*) treeline on Changbai Mountain in Northeast China," *Trees*, vol. 28, no. 3, pp. 935–947, 2014.
- [31] P. M. Vitousek, C. B. Field, and P. A. Matson, "Variation in foliar  $\delta^{13}\text{C}$  in Hawaiian *Metrosideros polymorpha*: a case of internal resistance?" *Oecologia*, vol. 84, no. 3, pp. 362–370, 1990.
- [32] F. C. Meinzer, P. W. Rundel, G. Goldstein, and M. R. Sharifi, "Carbon isotope composition in relation to leaf gas exchange and environmental conditions in Hawaiian *Metrosideros polymorpha* populations," *Oecologia*, vol. 91, no. 3, pp. 305–311, 1992.
- [33] J. P. Sparks and J. R. Ehleringer, "Leaf carbon isotope discrimination and nitrogen content for riparian trees along elevational transects," *Oecologia*, vol. 109, no. 3, pp. 362–367, 1997.
- [34] Y. S. Zhang and G. C. Tang, "Picea schrenkiana forest," in *Editorial Committee of Xinjiang Forest*, Xinjiang Forest, Urumchi, China; Chinese Forestry Press, Beijing, China, 1989.
- [35] T. Wang, Y. Liang, H. Ren, D. Yu, J. Ni, and K. Ma, "Age structure of *Picea schrenkiana* forest along an altitudinal gradient in the central Tianshan Mountains, northwestern China," *Forest Ecology and Management*, vol. 196, no. 2–3, pp. 267–274, 2004.
- [36] H. Su, W. Sang, Y. Wang, and K. Ma, "Simulating *Picea schrenkiana* forest productivity under climatic changes and atmospheric  $\text{CO}_2$  increase in Tianshan Mountains, Xinjiang Autonomous Region, China," *Forest Ecology and Management*, vol. 246, no. 2–3, pp. 273–284, 2007.
- [37] Y. Y. Guo, H. Y. Liu, J. Ren, X. F. Zhan, and S. P. Cao, "Responses of tree growth to vertical climate gradient in the middle section of the Tianshan Mountains," *Quaternary Sciences*, vol. 27, no. 3, pp. 322–331, 2007 (Chinese).
- [38] X. Chen, W. Q. Xu, G. P. Luo, Q. Lin, and L. X. Xiao, "Soil properties at the tree limits of *Picea schrenkiana* forests in response to varying environmental conditions on the northern slope of Tianshan mountains," *Acta Ecologica Sinica*, vol. 28, no. 1, pp. 53–61, 2008 (Chinese).
- [39] S. Hao, P. Liu, Y. T. Zhang, B. C. Wang, X. P. Zhang, and D. Liu, "Research of microclimatic characters of Tianshan mountain spruce forest in the middle location of Tianshan mountain," *Journal of Xinjiang Agricultural University*, vol. 30, no. 1, pp. 48–52, 2007 (Chinese).
- [40] Z. C. Pu, S. Q. Zhang, J. L. Li, X. Huang, Y. Q. Sun, and Apaer, "Change characteristics of reference crop evapotranspiration in Urumqi River basin," *Desert and Oasis Meteorology*, vol. 2, no. 1, pp. 41–45, 2008.
- [41] Z. L. Zhang, *Guidance of Plant Physiology Experiments*, Higher Education Press, Beijing, China, 1990 (Chinese).
- [42] R. J. Porra, "The chequered history of the development and use of simultaneous equations for the accurate determination of chlorophylls a and b," *Photosynthesis Research*, vol. 73, no. 1–3, pp. 149–156, 2002.
- [43] H. Craig, "Isotopic standards for carbon and oxygen and correction factors for mass-spectrometric analysis of carbon dioxide," *Geochimica et Cosmochimica Acta*, vol. 12, no. 1–2, pp. 133–149, 1957.
- [44] W.-Y. Kao and K.-W. Chang, "Altitudinal trends in photosynthetic rate and leaf characteristics of *Miscanthus* populations from central Taiwan," *Australian Journal of Botany*, vol. 49, no. 4, pp. 509–514, 2001.
- [45] J. C. McElwain, "Climate-independent paleoaltimetry using stomatal density in fossil leaves as a proxy for  $\text{CO}_2$  partial pressure," *Geology*, vol. 32, no. 12, pp. 1017–1020, 2004.
- [46] I. C. Paridari, S. G. Jalali, A. Sonboli, M. Zarafshar, and P. Bruschi, "Leaf macro- and micro-morphological altitudinal variability of *Carpinus betulus* in the Hyrcanian forest (Iran)," *Journal of Forestry Research*, vol. 24, no. 2, pp. 301–307, 2013.
- [47] J. H. C. Cornelissen, S. Lavorel, E. Garnier et al., "A handbook of protocols for standardised and easy measurement of plant functional traits worldwide," *Australian Journal of Botany*, vol. 51, no. 4, pp. 335–380, 2003.
- [48] A. D. Friend and F. I. Woodward, "Evolutionary and ecophysiological responses of mountain plants to the growing season environment," *Advances in Ecological Research*, vol. 20, pp. 59–124, 1990.
- [49] X. B. Li, Z. Q. Bai, Z. J. Guo, Y. T. Zhang, and Y. Zhang, "Study on photosynthesis of Tianshan spruce and other main tree species," *Xinjiang Agricultural Sciences*, vol. 38, no. 2, pp. 62–65, 2001 (Chinese).
- [50] N. Sletvold and J. Ågren, "Variation in tolerance to drought among Scandinavian populations of *Arabidopsis lyrata*," *Evolutionary Ecology*, vol. 26, no. 3, pp. 559–577, 2012.
- [51] C. C. Bresson, Y. Vitasse, A. Kremer, and S. Delzon, "To what extent is altitudinal variation of functional traits driven by genetic adaptation in European oak and beech?" *Tree Physiology*, vol. 31, no. 11, pp. 1164–1174, 2011.
- [52] C. Körner, M. Neumayer, M. R. S. Palaez, and A. Smeets-Scheel, "Functional morphology of mountain plants," *Flora*, vol. 182, pp. 353–383, 1989.
- [53] J. R. Evans, "Photosynthesis and nitrogen relationships in leaves of  $\text{C}_3$  plants," *Oecologia*, vol. 78, no. 1, pp. 9–19, 1989.
- [54] S. Cordell, G. Goldstein, D. Mueller-Dombois, D. Webb, and P. M. Vitousek, "Physiological and morphological variation in *Metrosideros polymorpha*, a dominant Hawaiian tree species, along an altitudinal gradient: The role of phenotypic plasticity," *Oecologia*, vol. 113, no. 2, pp. 188–196, 1998.

- [55] C. Li, S. Liu, and F. Berninger, "Picea seedlings show apparent acclimation to drought with increasing altitude in the eastern Himalaya," *Trees*, vol. 18, no. 3, pp. 277–283, 2004.
- [56] F. L. Li, W. K. Bao, and J. H. Liu, "Leaf characteristics and their relationship of *Cotinus coggygia* in arid river valley located in the upper reaches of minjiang river with environmental factors depending on its altitude gradients," *Acta Botanica Boreali-Occidentalia Sinica*, vol. 25, no. 11, pp. 2277–2284, 2005 (Chinese).
- [57] C. Körner and P. M. Cochrane, "Stomatal responses and water relations of *Eucalyptus pauciflora* in summer along an elevational gradient," *Oecologia*, vol. 66, no. 3, pp. 443–455, 1985.
- [58] C. Li, C. Wu, B. Duan, H. Korpelainen, and O. Luukkanen, "Age-related nutrient content and carbon isotope composition in the leaves and branches of *Quercus aquifolioides* along an altitudinal gradient," *Trees*, vol. 23, no. 5, pp. 1109–1121, 2009.
- [59] P. J. Wilson, K. Thompson, and J. G. Hodgson, "Specific leaf area and leaf dry matter content as alternative predictors of plant strategies," *New Phytologist*, vol. 143, no. 1, pp. 155–162, 1999.
- [60] I. J. Wright, M. Westoby, and P. B. Reich, "Convergence towards higher leaf mass per area in dry and nutrient-poor habitats has different consequences for leaf life span," *Journal of Ecology*, vol. 90, no. 3, pp. 534–543, 2002.
- [61] P. B. Reich, M. B. Walters, and D. S. Ellsworth, "From tropics to tundra: global convergence in plant functioning," *Proceedings of the National Academy of Sciences of the United States of America*, vol. 94, no. 25, pp. 13730–13734, 1997.
- [62] I. J. Wright, P. B. Reich, and M. Westoby, "Strategy shifts in leaf physiology, structure and nutrient content between species of high- and low-rainfall and high- and low-nutrient habitats," *Functional Ecology*, vol. 15, no. 4, pp. 423–434, 2001.
- [63] D. F. Parkhurst, "Diffusion of CO<sub>2</sub> and other gases inside leaves," *New Phytologist*, vol. 126, no. 3, pp. 449–479, 1994.
- [64] P. Roche, N. Díaz-Burlinson, and S. Gachet, "Congruency analysis of species ranking based on leaf traits: which traits are the more reliable?" *Plant Ecology*, vol. 174, no. 1, pp. 37–48, 2004.