

Technical University of Denmark



## A Green Micro-Algal Growth Model developed in the Activated Sludge Modeling Framework

**Valverde Pérez, Borja; Wágner, Dorottya Sarolta; Sæbø, Marian; van Wageningen, Jonathan Myerson; Angelidaki, Irini; Smets, Barth F.; Plósz, Benedek G.**

*Publication date:*  
2014

*Document Version*  
Publisher's PDF, also known as Version of record

[Link back to DTU Orbit](#)

*Citation (APA):*  
Valverde Perez, B., Wágner, D. S., Sæbø, M., Van Wageningen, J., Angelidaki, I., Smets, B. F., & Plósz, B. G. (2014). A Green Micro-Algal Growth Model developed in the Activated Sludge Modeling Framework. Poster session presented at 4th IWA/WEF Wastewater Treatment Modelling Seminar 2014, Spa, Belgium.

**DTU Library**  
Technical Information Center of Denmark

---

### General rights

Copyright and moral rights for the publications made accessible in the public portal are retained by the authors and/or other copyright owners and it is a condition of accessing publications that users recognise and abide by the legal requirements associated with these rights.

- Users may download and print one copy of any publication from the public portal for the purpose of private study or research.
- You may not further distribute the material or use it for any profit-making activity or commercial gain
- You may freely distribute the URL identifying the publication in the public portal

If you believe that this document breaches copyright please contact us providing details, and we will remove access to the work immediately and investigate your claim.



## A Green Micro-Algal Growth Model developed in the Activated Sludge Modeling Framework

Borja Valverde-Pérez, Dorottya S. Wágner\*, Marian Sæbø, Jonathan Van Wagenen, Irimi Angelidaki, Barth F. Smets and Benedek Gy. Plósz

\*dosaw@env.dtu.dk DTU Environment, Department of Environmental Engineering, Technical University of Denmark, Miljøvej, Building 113, 2800 Kgs. Lyngby, DENMARK



### 1. INTRODUCTION

Microalgae photobioreactors can be used for wastewater treatment as:

- Tertiary treatment step for nutrient removal
- Nutrient recovery technology due to the phosphorus and nitrogen internal storage

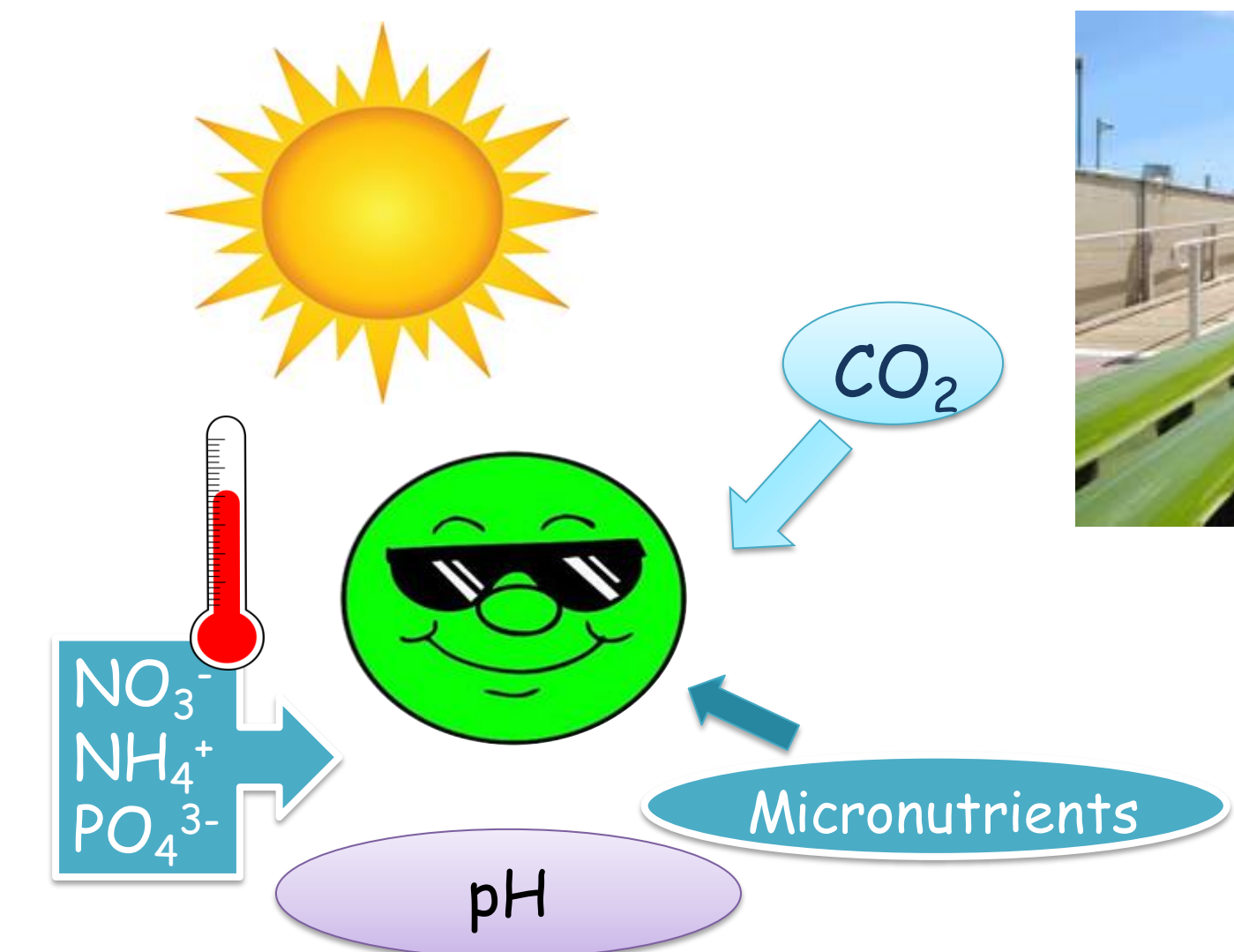
Different reactor designs:

- Open pond reactors
- Closed photobioreactors (e.g. flat panel reactors)



Algal biomass applications:

- Direct use for biofuel production (e.g. biodiesel or biogas)
- Biofertilizer (the indirect use for biofuel production)
- High value products (e.g. pigments)

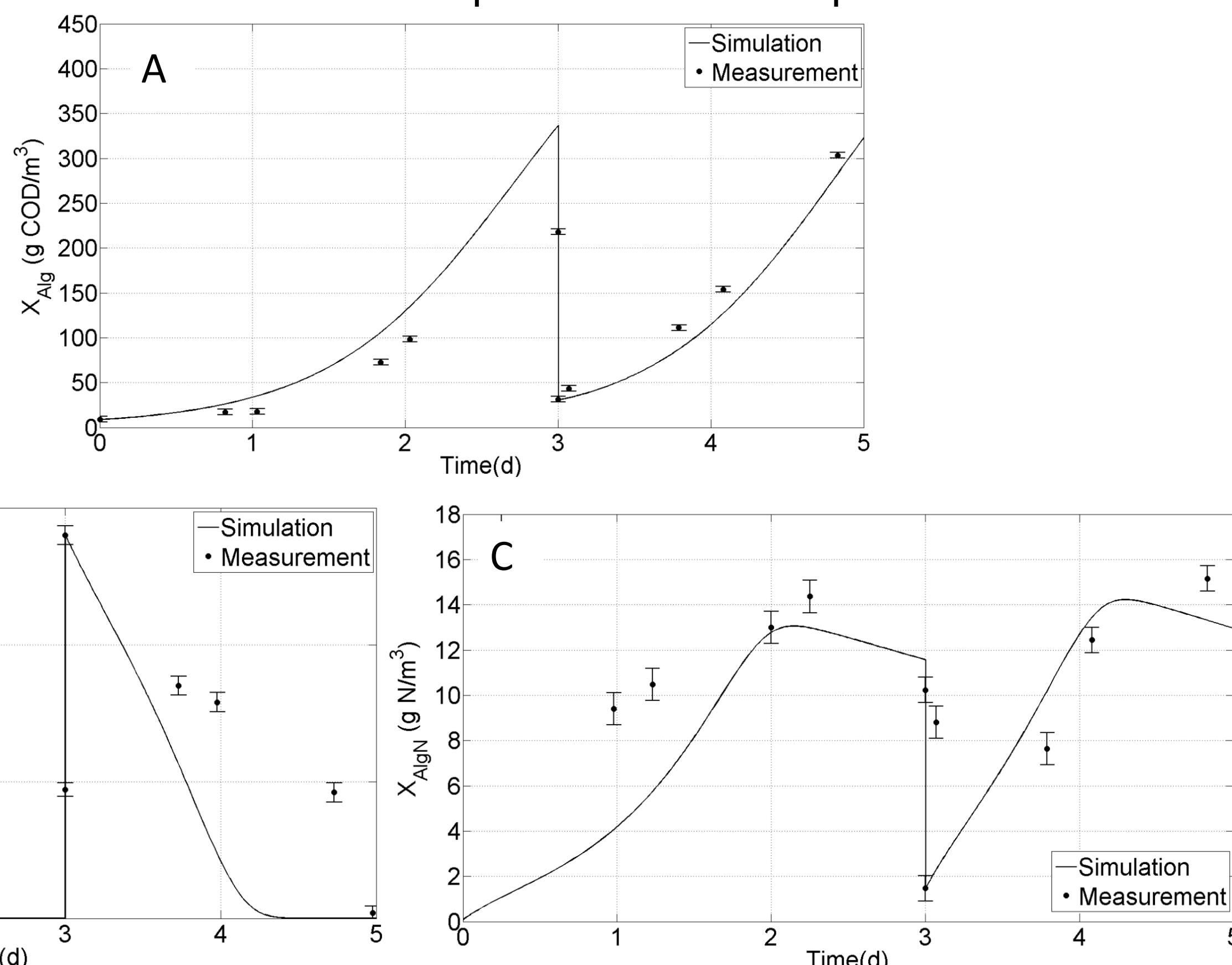


### 4. RESULTS

#### Process rates

$k_{NH4} \cdot \frac{S_{NH4}}{S_{NH4} + K_{NH4}} \cdot \frac{X_{Alg,Nmax} \cdot X_{Alg} - X_{Alg,N}}{X_{Alg,Nmax} \cdot X_{Alg}} \cdot X_{Alg}$	<b>R1 [g N m<sup>-3</sup> d<sup>-1</sup>]</b>
$k_{NO} \cdot \frac{S_{NO}}{S_{NO} + K_{NO}} \cdot \frac{K_{NH4}}{K_{NH4} + S_{NH4}} \cdot \frac{X_{Alg,Nmax} \cdot X_{Alg} - X_{Alg,N}}{X_{Alg,Nmax} \cdot X_{Alg}} \cdot X_{Alg}$	<b>R2 [g N m<sup>-3</sup> d<sup>-1</sup>]</b>
$k_{PO4} \cdot \frac{S_{PO4}}{S_{PO4} + K_{PO4}} \cdot \frac{X_{Alg,PPmax} \cdot X_{Alg} - X_{Alg,PP}}{X_{Alg,PPmax} \cdot X_{Alg}} \cdot X_{Alg}$	<b>R3 [g P m<sup>-3</sup> d<sup>-1</sup>]</b>
$\mu_{A,max} \cdot \left(1 - \frac{X_{Alg,Nmin} X_{Alg}}{X_{Alg,N}}\right) \cdot \left(1 - \frac{X_{Alg,PPmin} X_{Alg}}{X_{Alg,PP}}\right) \cdot \frac{S_{DIC}}{S_{DIC} + K_{DIC}} \cdot \frac{I_0 \times e^{-k_a X_z}}{I_s} \cdot e^{1 + \frac{I_0 \times e^{-k_a X_z}}{I_s}} \cdot X_{Alg}$	<b>R4 [g COD m<sup>-3</sup> d<sup>-1</sup>]</b>
$\mu_{H,max} \cdot \left(1 - \frac{X_{Alg,Nmin} X_{Alg}}{X_{Alg,N}}\right) \cdot \left(1 - \frac{X_{Alg,PPmin} X_{Alg}}{X_{Alg,PP}}\right) \cdot \frac{S_A}{S_A + K_A + \frac{S_A^2}{K_i, S_A}} \cdot \frac{S_{O2}}{S_{O2} + K_{O2}} \cdot \frac{K_I}{K_I + I_0 \cdot e^{-k_a X_z}} \cdot X_{Alg}$	<b>R5 [g COD m<sup>-3</sup> d<sup>-1</sup>]</b>
$b_{Xal} \cdot X_{Alg}$	<b>R6 [g COD m<sup>-3</sup> d<sup>-1</sup>]</b>

Simulation results with the calibrated model compared with an independent measured dataset:




A) Algal biomass; B) Nitrate in the bulk liquid; and C) Nitrogen internal quota.

### 2. OBJECTIVES

- Development of a process model for the photobioreactor in the Activated Sludge Modelling (ASM) framework:
  - Connecting conventional wastewater treatment plants with photobioreactors
- Simulation of the micro-algal uptake, storage and growth on phosphorus and nitrogen

### 3. MATERIALS AND METHODS

- Microorganisms: mixed green microalgal culture of *Chlorella sp.* and *Scenedesmus sp.*
- Culturing of microalgae:
  - MWC+Se growth medium
  - Constant temperature (20°C)
- Parameter estimation through targeted experiments:
  - Micro-batch experiments
    - Assessment of the growth rate under different light intensities
  - Batch experiments
    - Assessment of the growth and nutrients uptake under limitation by different macronutrients (N, P)



**R1&R2 Uptake and storage of nitrogen:** described in relation to the availability of external N in the wastewater ( $S_{NH}/S_{NO}$ ), as well as to the internal cell quota of N ( $X_{Alg,N}$ ), defined as cell internal storage of N per total mass of biomass

**R3 Uptake and storage of phosphorus:** defined relative to the availability of external soluble  $PO_4$  in the wastewater ( $S_{PO4}$ ), as well as to the internal cell quota of P ( $X_{Alg,PP}$ ), defined as cell internal storage of P per total mass of biomass

**R4 Photoautotrophic growth:** growth is dependent on the internal cell quota of the different nutrients. The uptake of dissolved inorganic carbon (DIC) is modeled using Monod kinetics. Light dependence is modeled using the Steele equation

**R5 Heterotrophic growth:** The Haldane model is employed to describe the effect on growth rate as a function of the substrate concentration. Oxygen consumption ( $S_{O2}$ ) is described using the Monod kinetics. The model also takes into account the inhibition due to light intensity of the heterotrophic growth, as well as the nutrient consumption associated with algal growth

**R6 Decay:** includes internal resources used for maintenance, biomass loss during dark respiration, death and lysis

### 5. CONCLUSION

- A process model for green micro-algal growth has been identified and developed using the systematic approach of the activated sludge models.
- The model accurately describes the micro-algal growth under constant light intensities.

### ACKNOWLEDGEMENT



FP7-NMP-2011.3.4-1  
Grant agreement n°: 280756  
Start day: May 1st 2012  
Duration: 48 month  
Funded by the European Commission

Disclaimer notice:  
The European Commission is neither responsible nor liable for any written content in this poster.

