

## GEOSPORT FOR SOCIETY

Scientific Journal founded in 2014 under aegis of University of Oradea (Romania),  
University of Debrecen (Hungary), University of Gdąńsk (Poland)

ISSN 2393-1353

Edited by Oradea University Press  
1, University Street, 410087, Oradea, Romania

Journal homepage: <http://geosport.uoradea.ro>



# The Romanian cultural-sports scenery defined by volleyball competitions through structure, dynamics and systemic functionality during 2009-2016

Paul SZABO-ALEXI<sup>1,\*</sup>, Alexandru ILIEŞ<sup>2</sup>, Mariana SZABO-ALEXI<sup>3</sup>

1. University of Oradea, Department of Physical Education, Sport and Physical Therapy, 1 University St., 410087 Oradea, Romania, e-mail: [pszabo@uoradea.ro](mailto:pszabo@uoradea.ro)
2. University of Oradea, Department of Geography, Tourism and Territorial Planning, 1 University St., 410087 Oradea, Romania, e-mail: [ilies@uoradea.ro](mailto:ilies@uoradea.ro)
3. University of Oradea, Department of Physical Education, Sport and Physical Therapy, 1 University St., 410087 Oradea, Romania, e-mail: [mariszabo@yahoo.com](mailto:mariszabo@yahoo.com)

\* *Corresponding author*

*Article history:* Received: 05.04.2016; Revised: 30.05.2016; Accepted: 15.07.2016, Available online: 21.07.2016

**Abstract.** The Romanian cultural-sports scenery results from the combination of a series of elements that are essential to such a system composed of a dynamic component (athletes, coaches, spectators) and a static component (infrastructure and competitions). By extending the spatial, geographic position, the structure, the dynamics and the functionality, such a scene can define an entire urban or rural (locality) area. Volleyball is an indoors team sport, practiced by different age groups and by athletes with a certain body structure, and it can determine a certain type of cultural-sports scenery that has its own specificity. The present study, based on the specialized literature and analytical methods validated by the scientific research, proposes an analysis of the elements emerging from volleyball at the level of the Romanian competitions during the period 2009-2016. In order to define this scene we conducted an analysis, at a local level, of the static component: infrastructure and the dynamic component: sports clubs, sports persons and their gender, age, level of professionalism, geographic distribution.

**Keywords:** Romania, volleyball, spatial analysis, cultural-sports scenery, sport teams

## Introduction

The sports movement, in all its forms of organization and manifestation, involves the presence of three key elements: sportsmen and coaches, spectators at which we add the static component-the specific infrastructure and competition (Ilieş

et al., 2014a). The purpose of this scientific approach is to analyse in detail, through interdisciplinary investigation, the peculiarities of each group of elements, together with their dynamics and sizing, thus making available to the specialists in planning and spatial development a database comprehensive and indispensable for the drawing up of such strategies. At Romanian level, volleyball may be considered an average sport (Apostu et al., 2008), given the number of practitioners (about 4100), the number of competitions (6 levels for both genders, two of which for seniors and 4 for juniors), and the comparison with other team sports. The existence of two levels of competitions both for men and women, with a number of teams not very large (130 clubs and 338 teams), has the advantage of being quite inexpensive and thus accessible for the medium and small communities (Kozma et al., 2014a). Of the 25 men teams and 25 women teams that entered the competition for seniors in the year 2015-2016, a total of 17 were University students teams, which leads volleyball, beside basketball, in the category of sports prevailing in Universities (Ilieș et al., 2015b). In order to mark out a cultural (social)–sports area (Bale, 1994), we will focus on outlining the cultural-sports scenery defined by “anthropic elements, natural elements (physicality) and derivatives (Cocean & David, 2014, 35). Defining and implementing new concepts such as cultural-sportive landscape and sportive space (Bale, 2003; Voiculescu & Crețan, 2005; Hallinan & Jackson, 2008; Bramham & Wagg, 2009; Calcatinage, 2013; Conner, 2014; Buhaș, 2015; Dragoș, 2015; Ilieș et al., 2015b) and based by results of different study case (Bale & Vertinsky, 2004; Gaffney, 2008; Ahlfeldt & Maenning, 2010; Hubbard, 2010; Ilieș et al., 2014b; Kozma, 2014;), through analogies (Bale, 1982; Giulianotti, 1999; Ilieș M., 2007; Szabo-Alexi et al., 2008; Ilieș et al., 2014b) and generalizations we will be able to define a type of cultural-sports space marked by volleyball. Once identified the elements of the dynamic and static components, their evolution and dynamic, their quantitative and qualitative particularities, we could outline an evolving and animated cultural scenery with economic and social impact (Kozma et al., 2014b), generator of a certain type of urban culture.

## **2. Database, tools and methodology**

In the case of this study, the database consists of information about the clubs and the athletes gathered from the website of the specialized federation, from mass media and implicitly from on the field activities. The information focuses on the number of clubs and athletes, the level of participation and performance, their dynamic on a series of 8 years (2009-2016), the age of the athletes, all connected with the particularities of each locality (urban/rural area, size, specific infrastructure, number of inhabitants etc). By using as a powerful instrument of work the geographical information system (GIS), all of the information gathered shall be systematized depending on the purpose and objectives of the study. By using methods validated in the specialized literature (Coakley, 1990; Ronney & Pillsbury, 1992; Brabyn, 2009; Hubbard, 2010; Zale & Bandana, 2012, Marcu & Buhaș, 2014; Dragoș, 2015; Ilieș & Wendt, 2015; Ilieș et al., 2015a), the data processed facilitates a high volume of combinations between the components and hence a consistent and complex analysis with quantifiable, measurable results that are useful in the strategies for planning and spatial development. The area of the

analysis shall be superimposed over the localities within which there are specific items of infrastructure and volleyball clubs entered in national competitions. We analyse a specific anthropic space, determined by the spatial contour of a type of cultural-sports scene created by the fact that "the products of the anthropic intervention become the foreground, constituting its essence" (Cocean & David, 2014, 34). Thus, the typology of the cultural-sports scenery shall be determined by the combination between the quantitative component-number of athletes and clubs and the qualitative one - level of performance. The statistical and mapping methods (Ronney & Pillsbury, 1992; Slocum et al., 2009; Ilieş et al., 2015) will represent the basis of this approach, strongly supported by the thematic maps that are expressive and representative for the studied phenomenon. In the end, our study must answer the following set of questions: where? why? how? and which are the perspectives? (Ilieş et al., 2014a). Moreover, the value and the number of the elements analysed through comparison with other sport activities must outline the typology that reflects the imprint of volleyball in the social and cultural life of the belonging town.

*The qualitative dimension* is given by the hierarchical level of the competition and the performance in terms of rankings, both in the women and men senior competitions held currently (2016) on six levels (fig.1). *The quantitative dimension* is reflected in the number of athletes and coaches, the number of clubs by gender, infrastructure, number and levels of competitions involved, all related to the demographic, economic, political and social status of the analysed town.

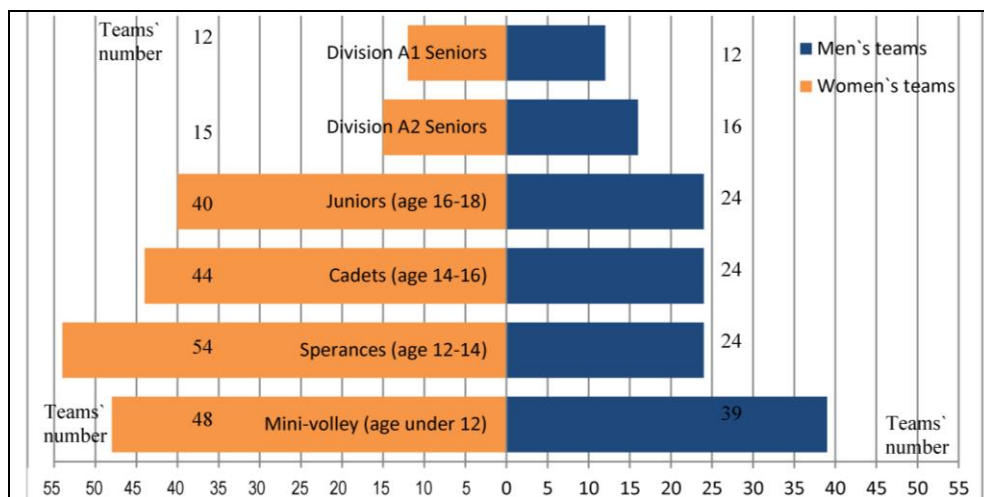


Figure 1. Levels of national volleyball competitions, age groups and number of teams (2015-2016 competition) (sources: [www.frv.ro](http://www.frv.ro), accesed 2016)

### 3. Management, competitions and elements of support - infrastructure

**3.1. The management and organization of competitive volleyball games in Romania** is handled by *Romanian Federation of Volleyball* for the national competitions and by the *Volleyball County Associations* for the local and especially junior competitions. The Romanian counties volleyball map recorded that of the 41 administrative units, volleyball clubs are not found at any level in 5 counties (fig. 4): Covasna, Giurgiu, Ialomița, Mehedinți and Vaslui.

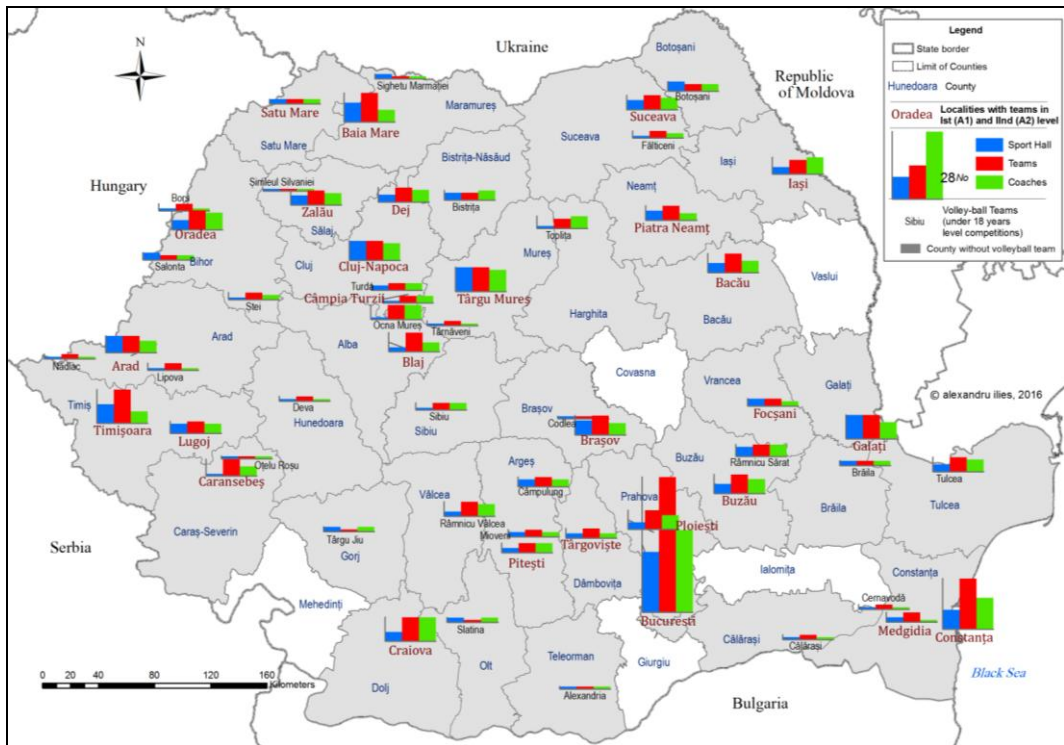


Figure 2. Romania. Number of volleyballs' teams, sports hall and coaches by localities  
(sources: [www.frv.ro](http://www.frv.ro), accessed 2016)

**3.2. The competitive level**, correlated with the number of participating teams and clubs can be an indicator that reflects the social status of sport in general and of volleyball in particular in a locality or region (country). In 2016, both women and men senior competitions are organized on two levels (divisions A1 and A2). If the first division consists of 12 teams registered both for the men and women competitions, for the second division the number of teams varies from one competition to another depending on the clubs registered (an average of 5-7 teams by series). The involvement of clubs in developing children and youth centres is reflected in the competitions for juniors (16-18 ages), cadets (14-16 ages), hopes (12-14 ages) and mini-volleyball (under 12 years) on both genders. Basically, from a hierarchical and age point of view, the Romanian volleyball is divided into six levels: two for seniors and four for juniors (figure 1), each with separate men and women competitions.

**3.3. Infrastructure.** Volleyball competitions involve the distinctive sports hall as an element of the support infrastructure that is a part of the static component for the systemic spatial construction (Kozma, 2014). The number of sports hall officially registered in 2016, and where teams operate, reaches 210<sup>1</sup>. The localities with the largest number of sports hall for volleyball are (figure 2), Bucharest (25), Galați (10),

<sup>1</sup> [www.frv.ro](http://www.frv.ro)

Târgu Mureș (10), Constanța (9), Cluj-Napoca (9), Timișoara (8), Arad (7), Baia Mare (8), Brașov (6), Piatra Neamț (5), Zalău (5) etc. Usually, when it comes to official games, senior teams get to use, besides the smaller sports hall used for practice, larger sports hall like the polyvalent ones: Oradea (figure 3a), Zalău (figure 3b) and Baia Mare (figure 3c). They exist in all municipalities involved in the two competitions.



Figure 3a. Antonio Alexe Arena from Oradea  
(photo A.Ilieș, 2015)



Figure 3b. Sports Hall from Zalău  
(photo A.Ilieș, 2015)



Figure 3c. Lascăr Pană Sports Hall from Baia Mare (photo A.Ilieș, 2015)

#### 4. The Romanian volleyball map and the quantitative and qualitative dimension

The quantitative dimension is represented by the number of localities that support volleyball clubs, the number of clubs by gender, the number of athletes and the number of competitions, all in reference with the demographic, economic (Kozma et al., 2014c), social and political aspects of the analysed locality.

The cultural-sports area determined by volleyball can be administratively identified with the localities in which we identified volleyball activity during the last 7 years. By identifying these localities and their rank we can determine the "systemic functionality of a locality and the outline of such a cultural-sports area" (Szabo-Alexi et al., 2003; Ilieș et al., 2015b; Kozma et al., 2015).

**4.1. Localities and clubs<sup>1</sup>.** According to the data processed for the year 2016<sup>1</sup>, at the level of the administrative map of Romania (fig.4), volleyball is practiced in 36 counties (88%) organized at the level of 130 clubs officially registered on the specialized website<sup>1</sup>, representing 73 municipalities, of which only one rural: Borș (Bihar). There are also seven clubs affiliated but not involved in competitions. Volleyball is absent in 5 counties Covasna, Giurgiu, Ialomița, Mehedinți and Vaslui (fig. 4) where there is no official record of volleyball clubs.

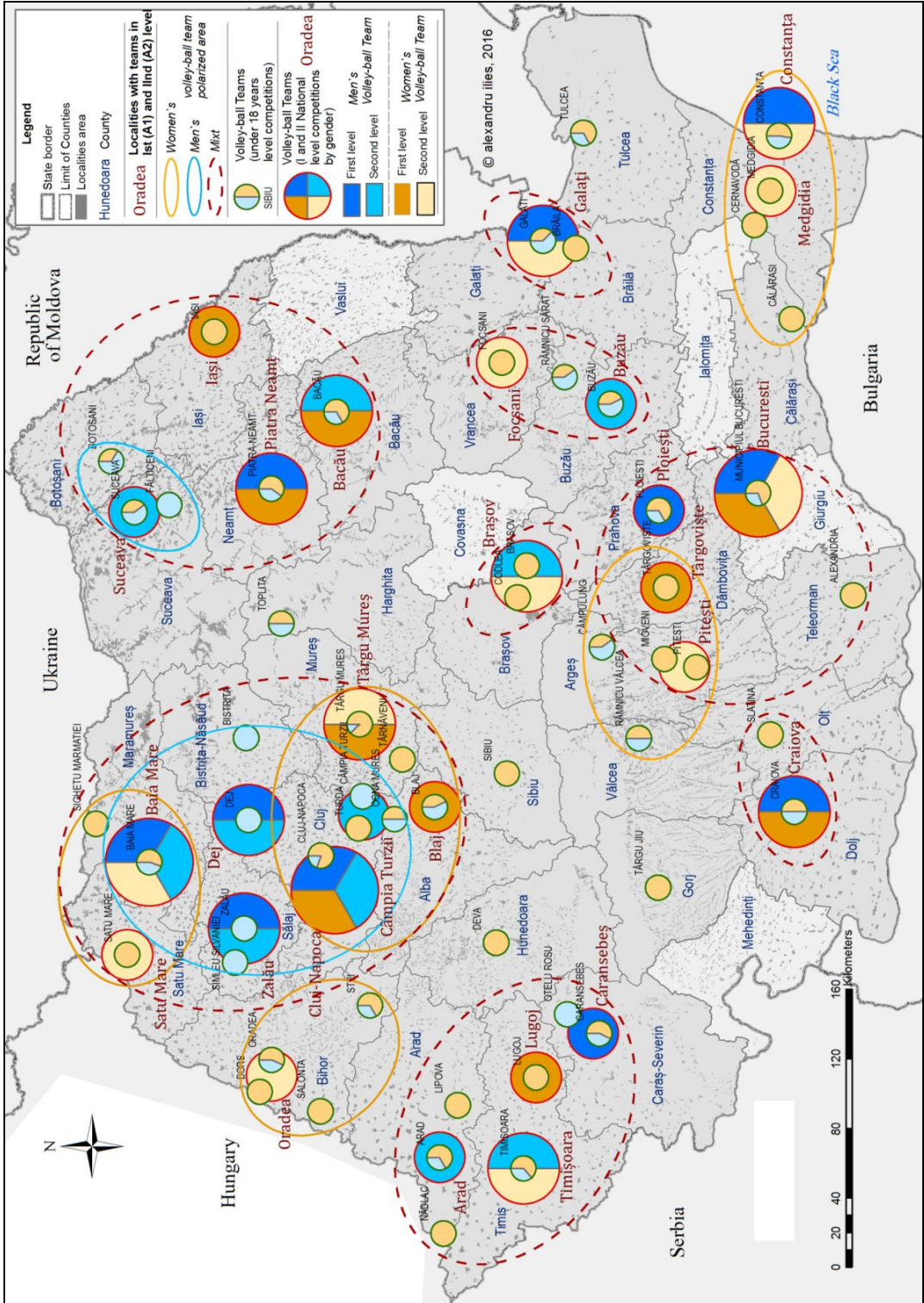


Figure 4. Romania. Areas, counties and localities polarized by volley-bal teams (2016)  
(*datas source: www.frv.ro, accessed in 2015 and 2016*)

At a local level, the traditional volleyball clubs are the most numerous, as there are qualified human resources as coaches, thus a number of 341 teams, most of which in: Bucharest (55), Constanța (22), Timișoara (14), Baia Mare (12), Craiova (10), Galați (10), Târgu-Mureș (10) etc.

An important aspect is related to the names of clubs from the same locality, a situation when they are in continuous relationship. In these situations the team name is different from one competition to another. The main reason is represented by the changes in the organizational and functioning structure or the withdrawal/emergence of a new sponsor. For example the club that in 2013 was CS Remat Zalău currently operates under the name ACS VM Zalău.

An important role at these levels is played by the 48 students' sports clubs and high schools with a sports profile which, based on certain protocols or associations with divisional clubs, provide in a locality the natural succession on age categories (figure 4 and 6).

In what concerns the middle level, there is only one club active in Borș, Bihor County, with three women teams registered in the juniors' championships (cadets, mini-volleyball and hopes). Until 2015 in the womens' A2 division the club Știința activated, from Miroslava (Iași County), now retired from competition. All other 129 clubs are operating in urban areas, especially in large urban centers, in 32 county seats, except the 5 counties and 3 other residences with volleyball teams in other cities (Alba, Caraș-Severin and Harghita). In the three counties volleyball is polarized by smaller cities like Blaj, Caransebeș and Toplița.

Along with the county seats, another 22 cities and towns promoted volleyball clubs in 2016 (figure 4), of which 5 at the senior level in the first division (men`s team: Caransebeș, Dej and women`s: Blaj-champion and Lugoj) and in the second division (women`s: Medgidia; men`s: Dej and Câmpia Turzii). 17 other towns are focused on junior competitions, an important role being played by sports clubs and high schools with sports program – a number of 48 (37% of the total). In most cases these clubs are associated with those activating in the first two divisions, thus ensuring locally a functional hierarchical structure, by age. Such clubs are present in almost every county seat active in volleyball, plus: Blaj, Câmpulung-Muscel, Salonta, Ștei, Râmnicu Sărat, Caransebeș, Oțelu Roșu, Turda, Dej, Toplița, Sighetu Marmăției, Târnăveni, Fălticeni and Lugoj. At the same level, local or private clubs are present in the towns of Cernavodă, Medgidia, Șimleul Silvaniei, Câmpia Turzii, Codlea, Ocna Mureș, Lipova, Nădlac and Mioveni (figure 4).

**4.2. The quantitative-qualitative component:** the human resources include, besides athletes, the professional personnel in charge with training the teams, an important role being played by the coaches. In 2016, of the 130 affiliated clubs there is a number of 256 qualified coaches<sup>1</sup>. Of these, 136 (53%) are working with the women and men junior athletes, in 48 sports clubs and high schools with a sports program. Most of them are working in the sports school centres from Baia Mare (10), Timișoara (8), Constanța (8), Blaj (7), Galați (7), Caransebeș (7), Buzău (6), Bacău (6) etc. At the level of the centers, the total number of coaches are more numerous in Bucharest (36), Constanța (13), Craiova (10), Târgu Mureș (9), Cluj-

Napoca (8), Galași (8), Iași (7), Oradea (7), Zalău (7), Buzău (6), Caransebeș (6), Ploiești (6) etc, which are also important centres of the Romanian volleyball.

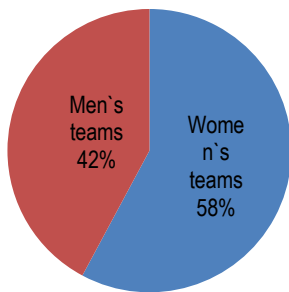


Figure 5. Number of the coaches of the volleyball teams by gender  
(source: [www.frv.ro](http://www.frv.ro), accessed in 2016)

The specialization in certain age groups or by gender is reflected in the statistics of 2016, about 42% (105 coaches) coach men teams and 58% (144 coaches) eight for women volleyball (fig.5). The clubs with the most coaches (men+women) are CNNT Craiova (7), CSM Bucharest (6), CSS 5 Bucharest (5), LPS Oradea (5), CVM Tomis Constanța (5) and CSS Constanța, CSS Toplița (5), CSS Unirea Iași (5), CNMB Râmnicu Vâlcea (5) etc.

In the case of *women volleyball*, the clubs that stand out are the following: CSS Unirea Iași (5), LPS Viitorul Pitești (4) and CSS Lugoj, CSS Sibiu, CS U Târgu Mureș, CSS 1 Constanța, CSS Turda, CSS Caransebeș, CSS 5 Bucharest, CSM Bucharest (3) etc.

In the case of the *men volleyball*, the clubs that stand out are the following: CSS LAPI Dej, CVM Tomis Constanța, CSS 2 Baia Mare, CS Dinamo Bucharest with 5 coaches each; CSS Buzău, CSS 1 Constanța, CSS Blaj, CSS Zalău, CNNT Craiova, CSS Galați, CSS Bega Timișoara, CSM Bucharest with 4 coaches each; and CS Ocna Mureș, CSS DG Câmpulung Muscel, LPS Oradea, CSS Râmnicu Sărat, CSS Caransebeș, CSM Câmpia Turzii, LPS Suceava CSS *Nicu Golescu* Fălticeni, CNMB Râmnicu Vâlcea with 3 coaches each.

An interesting aspect results from the average of 0.73 coaches/team at the national level. By gender, the men teams benefit from a ratio of 0.81, as compared to 0.68 for women's teams. Effectively, every coach for the men's team rests on an average of 1.23 teams, versus 1.47 for the women's case.

The total number of legitimated volleyball players in Romania, on all levels, amounts to about 4,100<sup>1</sup> of which 1600 (39%) in men teams and around 2,500 (61%) in women teams, following an average batch of 10-12 players at all levels.

In what concerns the age groups, the juniors sector, with 288 teams, comprises around 3,400 players, of which about 2,200 girls (66%) and 1,200 boys (34%). In figures 1 and 4 highlights the numerical distribution of volleyball players by teams and competition levels in 2016. Most children play in the mini-volleyball and hopes teams, about 900 each, followed by cadets with 816 players and juniors with 768 players. For seniors, the two divisions total a number of 612 players, evenly distributed by gender, with a higher share of divisions A2 (53%) with about 325 players as compared to 290 in the first division.

Correlated with the number of teams, the towns with the highest number of players are (figure 4): Bucharest (660), Constanța (264), Timișoara (168), Baia Mare (144), Craiova (120), Galați (120), Târgu Mureș (120), Caransebeș (108), Bacău (96), Blaj (96), Brașov (96), Buzău (96), Cluj-Napoca (96), Oradea (96), Ploiești (96) etc. The centres mentioned for the number of teams entered in the competition are the most important poles of the Romanian volleyball. At the level of clubs, by the



number of teams entered in the 6 most important competitions, we have: CS Dinamo Bucharest and CSS 2 Baia Mare with 10 teams (5M + 5W) and 120 players each; with 8 teams and 96 players are: CVM Tomis (3W + 5M) and CSS 1 (4W + 4T) both from Constanța, CSS Bega Timișoara (4M + 4W); 7 teams and 84 players for CSS Galați (3W + 4M), CSS Caransebeș (4 W + 3M), CTF Mihai I Bucharest (5W + 2M), CSM Bucharest (3W + 4M) and CSS Blaj (3W + 4M). 11 girls' junior clubs have entered teams in all 4 competitions, the situation being similar for the boys' side. CSS Bega Timișoara, CSS 2 Baia Mare, CSS 1 Constanța and Dinamo Bucharest CS are present in all junior competitions. If Dinamo Bucharest has its own nursery, in the other three cases the main beneficiaries are the clubs in the premier league that they have partnerships with: Știința Explorări Baia Mare, CVM Tomis Constanța and CSU Vest Timișoara.

**4.3. Volleyball in Universities.** The latest edition of the volleyball competitions from the Romanian political space once again demonstrated that, after basketball, volleyball has a great grip over the academic institutions (Ilieș et al., 2015b). Thus, the first division in 2016 enclosed a total of 8 university teams (33% of total teams) from 6 centres and the second division 9 teams from seven universities (table1; fig.6). This year, the main point of concentration in the university women's volleyball can be considered the University centre Târgu Mureș with 2 teams at all levels (fig.4). The interest towards the children's centres in academia highlights the women's teams, where at the junior level competitions there are 3 teams from 2 universities: Târgu-Mureș (2) and Cluj-Napoca (1).

Table 1. University centers, teams and representation levels in men's (M) and women's (W) volley-ball seniors competitions (Data's sources: [www.frv.ro](http://www.frv.ro), accessed in 2016)

no	University center	Team	University or/and CSU/USC	A1 Division (12 men's teams and 12 women's teams) with 3 men's and 5 women's universitie's teams		A2 Division (13 men's and 13 women's teams) with 4 men's and 5 women's universitie's teams	
1	Baia Mare	Știința Explorări	Technical University of Cluj-Napoca	M			
2	București	CSU Știința	CSU			M	
3	Bacău	CS Știința	Vasile Alecsandri	M	W		
4	Brașov	CSU Brașov	Transilvania			M	W
5	Cluj-Napoca	CS "U"	Babeș-Bolyai	M	W		
6	Craiova	CSMU	University	M	W		
7	Galați	CSU	Dunărea de Jos		W		
8	Iași	ACS Penicilina	Medical University		W		
9	Oradea	CSU	University				W
10	Timișoara	CSU Vest	West University			M	
		CSU Politehnica	Politehnica				W
11	Tg Mureș	CSU Medicina	Medical University		W		W

The map of the Romanian university volleyball in 2016 (figure 6): from the 50 participating teams in national competitions (men and women) from the top two divisions a total of 17 were from university (4 men teams and 10 women teams) with headquarters in 11 university cities: Baia Mare, București, Cluj Napoca, Craiova,

Timișoara, Brașov, Bacău, Iași, Tg Mureș, Oradea and Galați (figure 6 and 7). The only universities with representation for both genders are: Bacău, Brașov, Cluj Napoca, Craiova, Suceava and Timișoara.

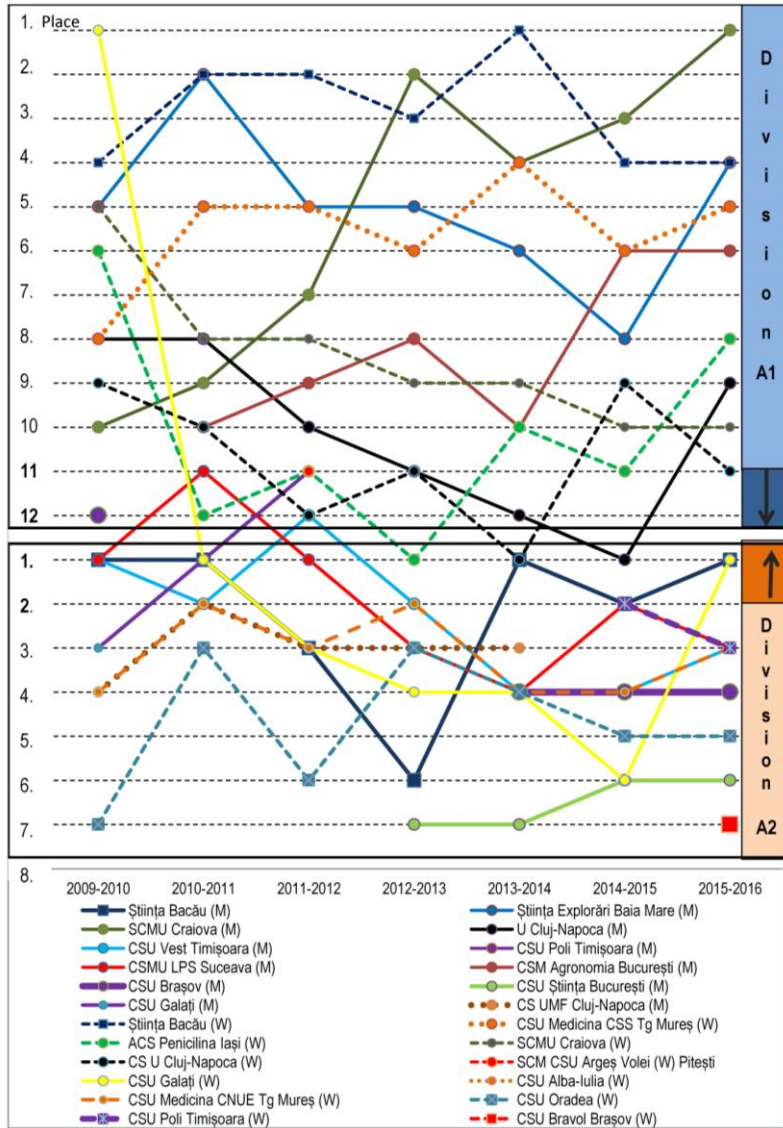


Figure 6. Evolution of universities volleyball men`s and women`s teams from the first and second divisions (A1 and A2) during the period 2009-2016 (source: www.frv.ro, accessed 2016)

The sports cultural scene, defined by the university teams (17; figure 6 and 7) that participated in national competitions of volleyball and analysed in the period of 2009-2016 , can be found in 11 university cities and representing 50% of the 22 existing at the national level (2016). Unfortunately, they disappeared from the national competitions of volleyball universities as: Pitești, Constanța, Suceava and Alba Iulia.

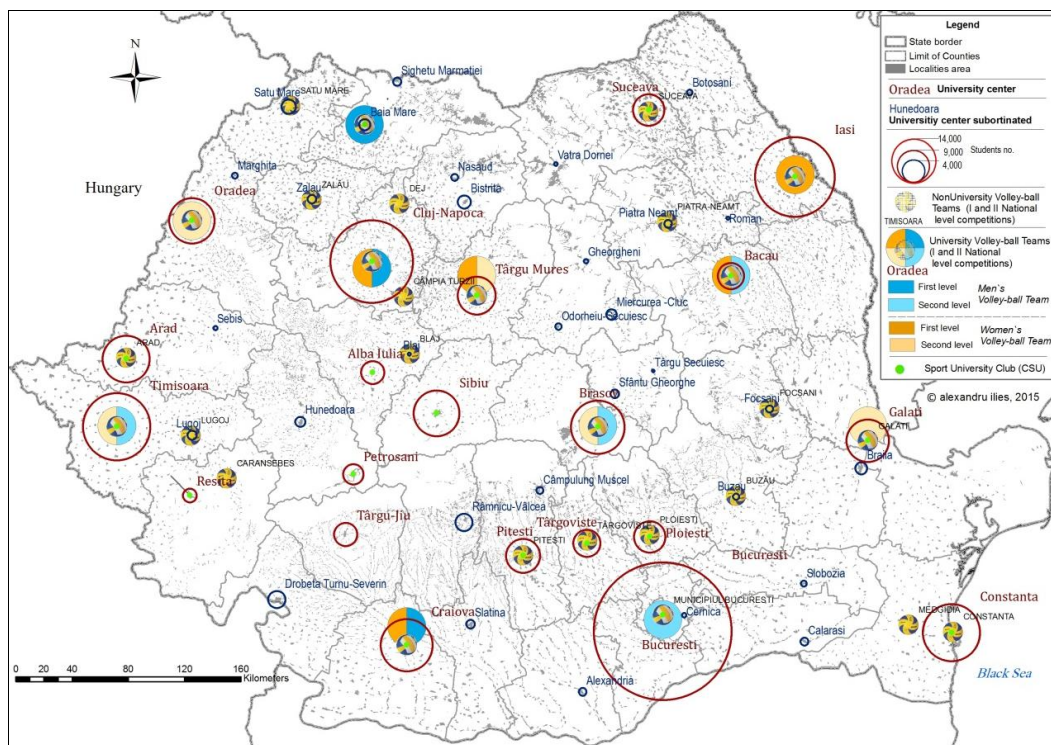


Figure 7. University centers, teams and representation levels in men's and women's volleyball seniors competitions (Data's sources: Romanian Federation of Volleyball, 2015; 2016: [www.frv.ro](http://www.frv.ro), accessed in 2015; Ilieș et al., 2015b, 73)

#### 4.4. The analytic quantitative-qualitative component for seniors

##### 4.4.1. Seniors' competition

The complete map of the Romanian volleyball (figure 4, 8, 9 and 10) from the two senior divisions (men and women) included a total of 36 towns at the level of the 7 analysed editions (2010-2016). At the level of the last edition (2015-2016) volleyball could be found in 24 towns which means that over time, 12 teams from these towns have disappeared from senior competitions.

At the level of first divisions, both for women (A1W) and men (A1M), during the 7 editions have participated 39 teams from 34 clubs from 27 towns. Of these, six towns were present with teams of both genders: Craiova, Bucharest (two clubs), Galați, Cluj-Napoca, Piatra Neamț and Constanța. (the women's team from Constanța was disbanded 4 years ago and the men's team withdrew before completing the division in the 2015-2016 edition).

Nowadays, after the last edition (2015-2016), the map of the Romanian First Division volleyball includes 24 teams (12W + 12M) from 17 towns (figure 8) : 4 teams from Bucharest and Craiova, Cluj -Napoca , Piatra Neamț with two teams each (men and women) and a total of about 300 players.

The second division included 16 teams for men and 13 for women in the year 2015-2016, representing 19 cities, each gender category being divided into two series (East and West) with about 325 players. The cities Bucharest (3M+1W

teams), Timisoara (1M+2W), Baia Mare (1W+1M) and Brasov (1W+1M) had representatives of both genders. Men`s volleyball was represented in towns such as: Campia Turzii (promoted in A1), Arad, Dej, Zalău, Bacău, Suceava and Buzău, while women volleyball was represented by teams from Constanța, Focșani, Galați, Pitești, Medgidia, Târgu Mureș, Oradea and Satu Mare (figure 8).

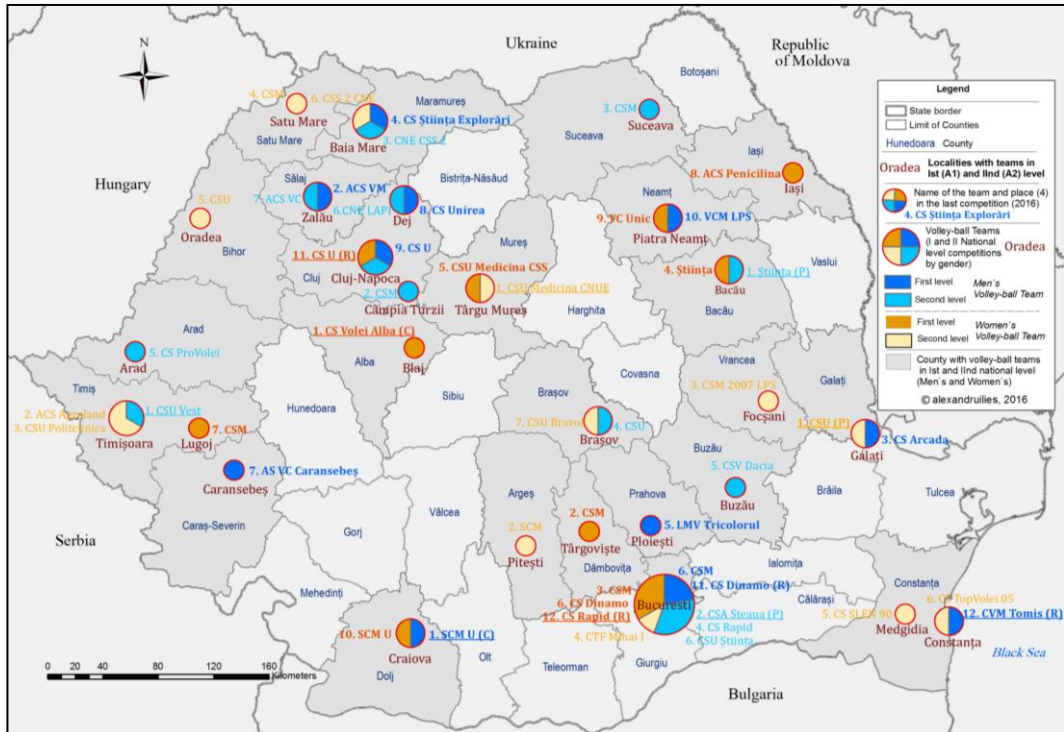


Figure 8. Romania. Counties, localities and teams in the national senior`s competitions  
(source: [www.frv.ro](http://www.frv.ro), accesed in 2016)

### Volleyball Men's Division

For the data analysed between 2009-2016 including the 7 editions of championship, men volleyball appeared on the map of Romania`s volleyball with 30 teams from 22 cities (fig.8 and 9), București having only 9 clubs (3A1+6A2), Cluj-Napoca 2 (1A1+1A2), Râmnicu Vâlcea (1A2), Galați 2 (1A1+1A2), Baia Mare 2(1A1+1A2), Zalău 2 (1A1+1A2), Dej 2 (1A1+1A2), Timișoara 2 (1A1+1A2), in the analyzed period (figure 9).

The latest edition (2015-2016) at the level of the two divisions included 19 cities and 28 teams. Some cities being represented by more than one team: București (2A1+3A2 teams), Cluj Napoca (1A1+2A2); Baia Mare (1A1+1A2), Zalău (1A1+1A2) and Dej (1A1+1A2). The other teams, all from urban areas and mapping the Romanian`s volleyball are: Caransebeș, Constanța, Craiova, Galați, Piatra-Neamț and Ploiești in the first division; Arad, Bacău, Bistrița (withdrew before the start of the championship), Brașov, Buzău, Câmpia Turzii, Suceava și Timișoara in the second division (A2).

At the level of the first division, the title in the last seven editions **was won** by three clubs from three cities: SCMU in Craiova (2016), CVM Tomis Constanța (2015, 2014 and 2013) and CS Remat Zalău (2012, 2011 and 2010).

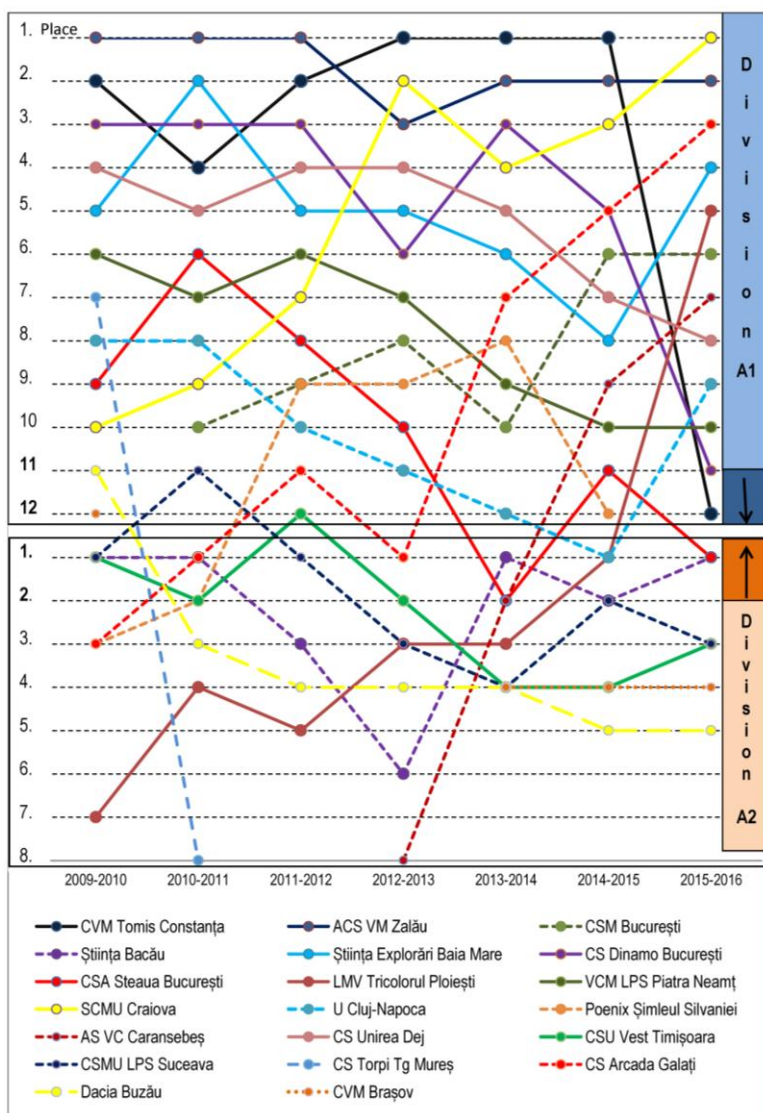


Figure 9. Evolution of volley-ball men`s teams from the first division (A1) during the period 2009-2016 (source: [www.frv.ro](http://www.frv.ro), accesed 2016)

The most permanent clubs in the range of 7 analyzed years are: Craiova, Zalău, Baia Mare, Dej, Piatra Neamț, Dinamo Bucharest and CVM Tomis Constanța (figure 9).

The abandonment from competition is a cause of reducing the number of clubs and that was due in most cases because of the lack of financial support. CVM Tomis Constanța champion after three national league titles won consecutively in the 2015-2016 competition had to withdraw from the championship.

From the 22 cities, seven recorded an abandonment of this sport: in 2016 in Constanța (A1), 2015 Bistrița (A2) and Șimleul Silvaniei (A1) 2014 Oradea (A2), Râmnicu Vâlcea (A2) and Târgu Mureș (A2) and in 2010 in Tulcea (A2).

Women's volleyball was represented by 43 clubs from 31 cities (figure 8 and 10) and more than 500 sportswomen in the first two divisions of the 7 editions of championship.

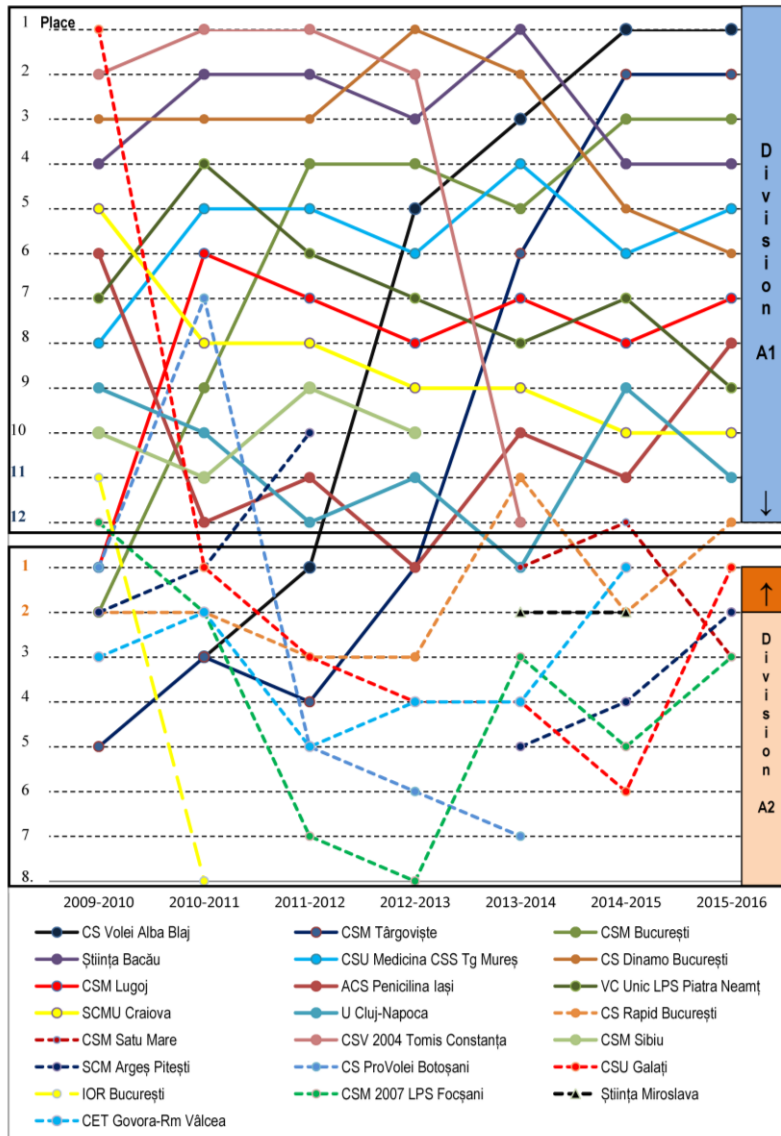


Figure 10. Evolution of volley-ball women's teams from the first division (A1) during the period 2009-2016 (source: www.frv.ro, accesed 2016)

Along with the 10 cities (12 teams and about 150 sportswomen) represented at the latest edition of First Division (figure 10): Bucharest (3 teams), Bacău, Blaj, Cluj-Napoca, Craiova, Iași, Lugoj, Târgu Mureș, Târgoviște and Piatra Neamț there

also participated 7 other cities (in the previous editions): Constanța (2010-2014 - CSV 2004 Tomis-*champion* in 2011 and 2012 and vice-*champion* in 2010 and 2013, relegated in 2014, reappears in 2016 in Division A2 under the name CS TopVolei 05, Satu Mare (2010-2015), Botoșani (CS CSS ProVolei in 2011, disappears from A2 in 2014), Sibiu (SCM 2010-2013 relegated in 2013 and disbanded), Pitești (2012-2013, 2010-2012 and 2013-2016 in A2 ), Focșani (A1 in 2010 in A2 from 2011 to 2016) and Galați (2010 *champion* in A2 from 2011 to 2016).

The title of Romania's women's volleyball champion in the series of years analysed was won by 5 cities (figure 8): Blaj (CS Volei Alba in 2015 and 2016), Bacău (Știința in 2014), Bucharest (Dinamo 2013), Constanța (CSV 2004 Tomis in 2011 and 2012) and Galați (CSU Metal in 2010 and then withdrawing in A2).

The second level competition is divided into two series (East and West) each with an average of 6-8 teams per edition (figure 11). The last edition (2015-2016) included 13 teams from 12 cities, Timișoara having two teams. Galați and Pitești succeeding in promoting in A1.

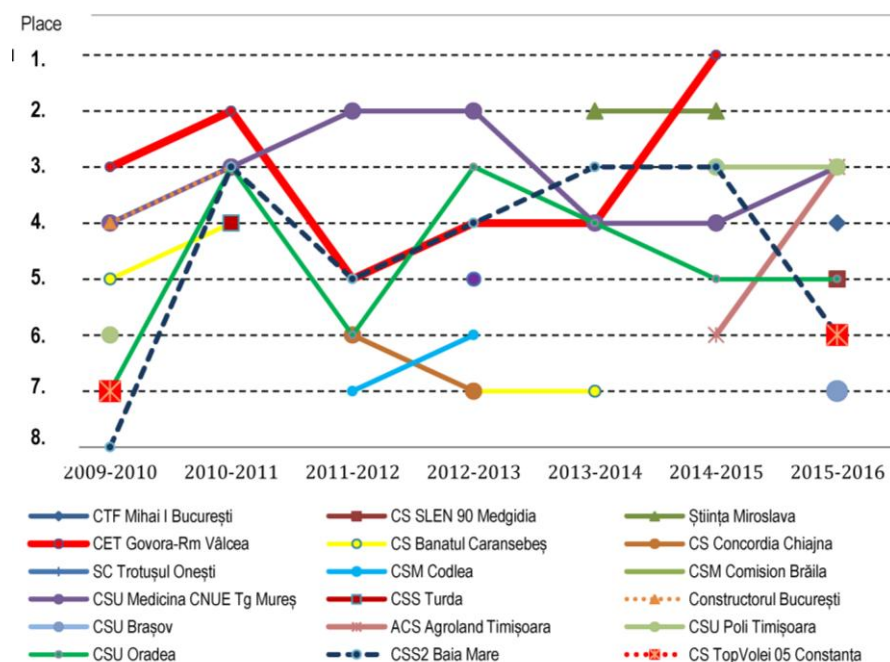


Figure 11. Evolution of volleyball women's teams with evolution only in the Miroslava Division (A2) during the period 2009-2016 (source: [www.frv.ro](http://www.frv.ro), accessed 2016)

Over the 7 editions the number of participating teams was 27, representing as many localities. If 7 localities were temporary playing in A1, in 14 localities the representative teams were active only in A2: Baia Mare (2009-2016), Brăila (2010/2011), Medgidia (2015/2016), Târgu Mureș (CSU Medicina CNU, 2009-2016), Oradea (CSU, 2009-2016), Timișoara (CSU Poli and ACS Agroland, 2015 and 2016), Brașov (CSU Bravol 2016), Râmnicu Vâlcea (2009-2015 and then

disappears), Caransebeș (2010- 2014 after which it closes down), Codlea (2012 and 2013), Onești (2013), Chiajna (2013), Brăila (2012), Turda (2010 and 2011) and Alba Iulia (2010 and 2011). We can add to these the rural club Știința Miroslava (Iași) that played in the A2 for two editions (2014 and 2015).

During the 7 editions a number of 31 municipalities supported women's volleyball teams of which 17 were or are active also in A1, and in 14 localities volleyball was present only in the second division level (fig.11). During those seven years, in 11 localities the volleyball teams have terminated through dissolution: Alba Iulia, Botoșani, Caransebeș, Turda, Brăila, Codlea, Chiajna, Onești, Sibiu (from A1), Govora-Rm Vâlcea, Miroslava.

### **Conclusions**

The cultural-sports scenery shaped by the sports competitions of volleyball is defined by the static component (infrastructure and competitions) and the dynamic one: the human resource (spectators, athletes, coaches and referees). In order to render a more complete picture of the territorial realities, the present study was focused on a string of data that includes 7 competitive years (2010-2016) and 6 competition levels: senior (A1 and A2) and juvenile (juniors, cadets, hopes and mini-volleyball). The cultural-sports scene is defined by the spatial positioning of the infrastructure elements and volleyball teams (130 clubs with a geographical distribution in 36 counties, volleyball being absent in 5 counties), 73 towns and two rural communes: Borș (Bihor) and Miroslava (Iași). From an infrastructural point of view, along with Bucharest that has 25 halls used for practicing competition volleyball, stand 10 other cities by an average of 7 sports hall/centre. The human resource engaged at the level of competitions consists of 256 qualified coaches and about 4100 athletes of which 61% belonged to 341 women's teams, distributed on all levels. An important role in the juniors' activities is played by the 48 sport clubs and high schools with sports program, most being connected with the divisional teams. By gender, the dominance of the girls' volleyball teams stands out in the juvenile competitions with about 2200 players (66%) while the number of senior teams is distributed in equal proportions. A special place is held by the university volleyball, played in 11 university cities, representing 50% of the 22 teams existing nationwide.

The cartographic representations and graphs from this study fully reveal the outline of a cultural-sports scene defined by the sports area of the 73 municipalities in 36 counties connected to the national competitions through the 341 volleyball teams. Thus, along with the capital Bucharest that has the largest number of volleyball clubs, other representatives for the Romanian volleyball are the counties of Brașov, Cluj, Maramureș, Sălaj, Mureș, Dolj, Timiș, Bacău, Iași, Bihor, Neamț, Dâmbovița, Argeș. At the local level, in terms of historical regions, the representatives for Transylvania Cluj-Napoca, Târgu Mureș, Blaj, Brașov; for Banat are Timișoara, Caransebeș, Lugoj and Arad; for Crișana-Maramureș are: Baia Mare, Zalău, Oradea, Satu Mare, for Moldova are Piatra Neamț, Iași, Bacău, Focșani, Suceava; for Muntenia-Oltenia are Bucharest, Buzău, Târgoviște, Pitești, Galați, Ploiești, and Dobrogea: Constanța and Medgidia.



## References:

- Ahlfeldt, G. M., Maenning, W., (2010), *Impact of Sports Arenas on land Values: Evidence from Berlin*. In Annals of Regional Science, 44.2, pp. 205-227;
- Apostu P., Şanta C., Doboşi Ş., Szabo-Alexi P., (2008), *Sistemul de management în sport*, in Revista Studia, Educatio Artis Gymnasticae, nr.1/2008, Cluj-Napoca, pp.47-54;
- Bale, J.R., (1982), *Sport and place: A Geography of Sport in England, Scotland, and Wales*. University of Nebraska Press, Lincoln;
- Bale, J.R., (1994), *Landscape of modern sport*. Leicester University Press, Leicester;
- Bale, J.R., (2003), *Sports Geography*. Routledge, London;
- Bale, J.R., Vertinsky, P., (eds), (2004), *Site of Sport: Space, place, experience*. Routledge, London;
- Brabyn, L., (2009), *Classifying Landscape Character*, Landscape Research, 34, 3, pp. 299-312;
- Buhaş, S., (2015), *Sport and Physical education, Forms of socialization*, in Geosport for Society, vol 3, no.2, Oradea-Gdansk-Debrecen, pp. 53-60;
- Bramham, P., Wagg, S. (eds.), (2009), *Sport, leisure and culture in postmodern cities*. Ashgate, Farnham;
- Calcatinge, A., (2013), *Conceptul de peisaj cultural. Contribuţii la fundamentarea teoretică*, Editura Universităţii Ion Mincu, Bucureşti;
- Coakley, J., (1990), *Sport in society*. St. Louis: Times Mirror, Mosby College Publishing;
- Coccean, P., David, N., (2014), *Peisaje culturale*, Editura Risoprint, Cluj-Napoca;
- Conner, N., (2014a), *Geography of Sports*. In Geography, Oxford bibliographies, (web-source: 2);
- Dragoş, P., (2015), *Aspects regarding efficiency at work in certain sport organisations*, in Geosport for Society, vol 2, no.1, Oradea-Gdansk-Debrecen, pp. 21-26;
- Gaffney, C., (2008), *Temples of the Earthbound Gods: Stadiums in the cultural landscapes of Rio de Janeiro and Buenos Aires*. University of Texas Press, Austin;
- Giulianotti, R., (1999), *Football: A sociology of the global game*. London. Polity;
- Hallinan, C., Jackson, S., (2008), *Social and Cultural Diversity in a Sporting World*. Emerald, London;
- Hubbard, P., (2010), *Space/Place*, in D. Atkinson et al (ed.), *Cultural Geography. A critical dictionary of key concepts*, I.B. Tauris;
- Ilieş, A., Dehoorne, O., Wendt, J., Kozma, G., (2014a), *For geography and sport, sport geography or geography of sport*, in Geosport for Society, vol. 1, no. 1-2, Oradea-Gdansk-Debrecen, pp. 7-18;
- Ilieş, A., Dumitrescu, G., Dragoş, P., Buhaş, S., (2014b), *Sport, infrastructure and sport activities-tourist resources*. In Crişana-Maramureş. Geographical Atlas of Tourist Patrimony (Ilieş Al., eds), Editura Universităţii din Oradea, Oradea, pp.280-285;
- Ilieş, A., Ilieş D.C., Deac, A.L., (2015a), *Selective, subjective or exclusive tourist map*, in GeoJournal of Tourism and Geosites, Year 8, vol. 16, no.2, pp.217-226 (on-line version);
- Ilieş, A., Deac A.L., Wendt, J., Bulz, G., (2015b), *Romanian university sports-cultural landscape defined by the sportive space determined by national competitions (in 2015) in team sports*, in Geosport for Society, vol 4, no. 2, Oradea-Gdansk-Debrecen, pp. 61-87;
- Ilieş, A. & Wendt J., (2015), *Geografia Turystyczna. Podstawy teorii i zagadnienia aplikacyjne*, Wydawnictwo Uczelniane Akademii Wychowania Fizycznego i Sportu, Gdansk,
- Ilieş, M., (2007), *Amenajare turistică*. Casa Cărţii de Ştiinţă, Cluj Napoca;
- Kozma, G., (2014), *The spatial development of sports facilities within the cities: a central European case study*, in Geosport for Society, vol 1, no. 1-2, Oradea-Gdansk-Debrecen, pp. 19-28;
- Kozma, G., Teperics, K., Radics, Zs., (2014a), *The Changing Role of Sports in Urban Development: A Case Study of Debrecen (Hungary)*, in The International Journal of the History of Sport, vol. 31, no. 9, pp. 1118-1132;
- Kozma, G., Michalkó, G., Kiss, R., (2014b), *The socio-demographic factors influencing visitors participation in Hungarian sports events*. In Journal of Physical Education and Sport, 14(3), pp. 391-396;
- Kozma, G., Bács, Z., Zilinyi, Z., (2015), *The possibilities and results for the scientific research into the relationship between settlements and sports*, in Geosport for Society, vol 3, no.2, Oradea-Gdansk-Debrecen, pp. 41-52;
- Slocum, T.A., McMaster, R.B., Kessler, F.C., Howard, H.H., (2009), *Thematic cartography and geovisualisation*. Upper Saddle River, Pearson Education;
- Szabo-Alexi, M., Szabo-Alexi, P., Băc, O., (2008), *Study regarding the opinions of the Romanian volleyball trainers about the introduction of the libero player and implications on the team preparation and*

- game*", International Conference: Physical Education, Sport and Health, Scientific Report Series Physical Education and Sport, nr.12 (1/2008), Pitești, p. 151;
- Szabo-Alexi, M., Szabo-Alexi, P., Culda, P., (2003), *Park Volley – un nou mijloc competițional al volleyball-ului*", in *Analele Universității din Oradea*, pp. 802-807;
- Rooney, J.F., Pillsbury, R., (1992), *Atlas of American Sport*. MacMillan, Ney York;
- Voiculescu, S., Crețan, R., (2005), *Geografie culturală. Teme, evoluție și perspective*. Editura Eurostampa, Timișoara;
- Zale, J.J., Bandana K. (2012). *A GIS-Based Football Stadium Evacuation Model*. In *Southeastern Geographer*, 52, pp.70–89.

***Web-sites sources:***

<http://www.frv.ro> (accessed in 2015 and 2016)