

On the Choice of the Lightning Channel Current Decay Constant in the Modified Transmission Line Model with Exponential Decay

V. Javor and P. D. Rančić

Abstract—For different values of the decay constant in the Modified Transmission Line Model with Exponential Decay (MTLE) and for different channel heights the results for lightning electromagnetic field (LEMF) at different distances from the channel-base are presented in this paper, so as for the spatial and temporal current distribution along the channel. The decay constant influence on LEMF above perfectly conducting ground is analyzed using new lightning channel-base current function and MTLE as an engineering model for a lightning return stroke. The proper choice of this constant can be made based on experimental results but also on the analysis of its influence on electric and magnetic field values and their shape characteristics.

Index Terms—Lightning electromagnetic field, return stroke, monopole antenna, time domain analysis.

I. INTRODUCTION

Lightning modeling is important in order to explain and understand lightning as a great physical phenomenon of our environment, to determine return stroke currents at the channel-base from remotely measured electric and magnetic fields, and to estimate realistic field components at different distances from the lightning channel and use them for calculating lightning induced effects. According to the type of governing equations used in lightning return stroke models they are divided into four classes [1]: the gas-dynamic or physical models, the electromagnetic models, the distributed-circuit models and the engineering models.

In engineering models spatial and temporal distribution of the channel current, or the channel charge density, is specified based on the channel-base current, the return stroke speed and the channel luminosity. The most of engineering models can be expressed by the equation relating the longitudinal channel current to the channel-base current, the return stroke speed (the upward propagating front speed) and current wave propagation speed [2], so as using the height dependent attenuation factor introduced by Rakov and Dulzon [3]. For the Modified Transmission Line Model with Exponential Decay (MTLE) this attenuation factor is determined by the decay constant [4]. This constant can be chosen according to the

experimental results [5], but it is very interesting to show its influence on the results for lightning electromagnetic field (LEMF) at different distances from the channel-base, as these are usually used for the comparison of different types of models and evaluation of their results. In this paper the results for different decay constant values are offered in order to make its choice adequate when using MTLE model for different experimental results.

A brief overview of models in the first section is followed by the presentation of how to use an engineering model for the calculation of a lightning return stroke electromagnetic field, which is given in the second section. The results for the lightning channel current obtained by using the new channel-base current function and the MTLE with the decay constant of earlier proposed value [4], [5], and of the greater value proposed in this paper, are presented in the third section. The influence of the decay constant on lightning electric and magnetic field at different distances from the channel base is also analyzed. The conclusions about the choice of the decay constant in the MTLE are based on these results.

II. CALCULATION OF THE LIGHTNING RETURN STROKE ELECTROMAGNETIC FIELD USING ENGINEERING MODELS

A lightning return stroke channel is presented as a vertical finite linear antenna (Fig. 1) above perfectly conducting ground and lightning electromagnetic field is determined from the current distribution along the channel of height h and radius r_0 [6].

Electric and magnetic field components at the field point $P(r, \psi, z)$ can be expressed in cylindrical coordinates in time domain [7] as the following:

$$E_z = \frac{1}{4\pi\epsilon_0} \int_{-h}^h \left[\frac{2(z-z')^2 - r^2}{R^5} \int_{\tau=0}^{\tau=t} i\left(z', \tau - \frac{R}{c}\right) d\tau + \frac{2(z-z')^2 - r^2}{cR^4} i\left(z', t - \frac{R}{c}\right) - \frac{r^2}{c^2R^3} \frac{\partial i\left(z', t - \frac{R}{c}\right)}{\partial t} \right] dz', \quad (1)$$

$$E_r = \frac{1}{4\pi\epsilon_0} \int_{-h}^h \left[\frac{3r(z-z')}{R^5} \int_{\tau=0}^{\tau=t} i\left(z', \tau - \frac{R}{c}\right) d\tau + \frac{3r(z-z')}{cR^4} i\left(z', t - \frac{R}{c}\right) + \frac{r(z-z')}{c^2R^3} \frac{\partial i\left(z', t - \frac{R}{c}\right)}{\partial t} \right] dz', \quad (2)$$

Manuscript received Jun 23, 2009; revised November 20, 2009. The material in this paper was presented in part at the 17th International Conference on Software, Telecommunications and Computer Networks (SoftCOM 2009), Split-Hvar-Korčula, Croatia, Sept. 2009.

This work was supported in part by Ministry of Sciences and Technological Development of Republic of Serbia, in 2009.

The authors are with the Faculty of Electronic Engineering, University of Niš, Serbia (email: vesna.javor@elfak.ni.ac.rs)

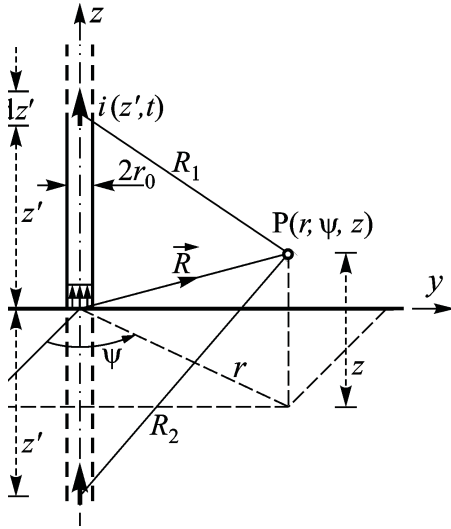


Fig. 1. Lightning return stroke scheme

$$H_{\psi} = \frac{1}{4\pi} \int_{-h}^h \left[\frac{r}{R^3} i\left(z', t - \frac{R}{c}\right) - \frac{r}{cR^2} \frac{\partial i\left(z', t - \frac{R}{c}\right)}{\partial t} \right] dz', \quad (3)$$

where E_z is the vertical electric field, E_r is the radial electric field, H_{ψ} is the azimuthal magnetic field, $R = \sqrt{r^2 + (z - z')^2}$ is the distance from the antenna current element or its image in plane mirror to the field point $P(r, \psi, z)$, $i(z, t)$ is the lightning channel current at the time t and the height z' from the channel-base, ϵ_0 is the electric permittivity of the air, μ_0 is the magnetic permeability of the air, and $c = (\epsilon_0 \mu_0)^{-1/2}$ is the speed of light. Transmission line model (TL) of the return stroke channel was introduced by Uman and McLain [6] who visualized the return stroke as the propagation of a current pulse from the ground end to the upper end, but assumed that the shape and amplitude of the current pulse remained the same with height, and that the propagation speed v of the current pulse was constant, so

$$i(z', t) = i(0, t - z'/v), \quad (4)$$

Most of engineering models, as the modified transmission line model with linear decay (MTLL) [8], modified transmission line model with exponential decay (MTLE) [4], the Bruce-Golde model (BG) [9], the traveling current source model (TCS) [10] and others [1], also [11], can be presented with the following equation:

$$i(z', t) = u(t - z'/v_f) P(z') i(0, t - z'/v), \quad (5)$$

where $i(z', t)$ is the longitudinal channel current expressed as the function of height z' from the channel-base and time t , $i(0, t - z'/v)$ is the channel-base current, $u(t - z'/v_f)$ is the Heaviside function equal to unity for $t \geq z'/v_f$, v_f is the return stroke speed, v is the current wave propagation speed, and $P(z')$ is the height dependent attenuation factor, having one or two constants [8]. In the MTLE introduced by Nucci et al. [4] the attenuation factor is $P(z') = \exp(-z'/\lambda)$, where λ is the decay height constant, estimated to be $\lambda = 2000$ m based on the experimental results by Nucci et al. [5].

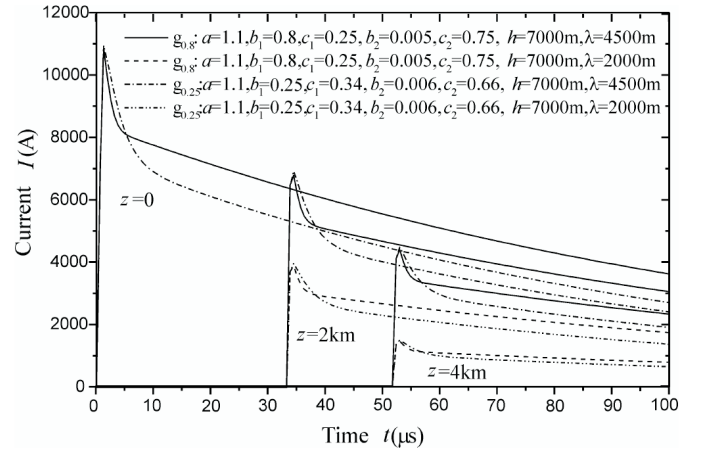


Fig. 2. Current at some heights along the channel for different channel-base current functions and decay constants

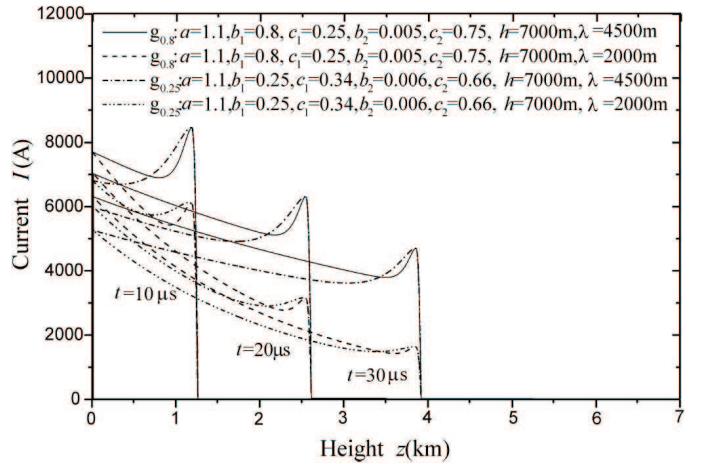


Fig. 3. Current after different time intervals for the two different channel-base current functions and decay constants

III. RESULTS FOR THE LIGHTNING CHANNEL CURRENT AND ELECTROMAGNETIC FIELD

The new channel-base current function (NCBC) proposed in [12] and used in this paper is:

$$g_k = i(0, t) = \begin{cases} I_m [\tau e^{(1-\tau)}]^a, & 0 \leq \tau \leq 1 \\ I_m \sum_{i=1}^2 c_i [e^{(1-\tau)}]^{b_i}, & 1 \leq \tau \leq \infty \end{cases} \quad (6)$$

for $\tau = t/t_m$, which gives the opportunity of analyzing the influence of the rising and the decaying part of the function on electromagnetic field components and has many other advantages [11]. It can be used in both engineering and electromagnetic models. NCBC function parameters are chosen according to the often used channel-base current function as given in [1] and [13]. Using the two different NCBC functions 6 of chosen parameters and the MTLE 5 with the attenuation factor $P(z') = \exp(-z'/\lambda)$, for $\lambda = 2000$ m and $\lambda = 4500$ m, the results for the return stroke channel current along the channel are presented in Fig. 2 at different channel heights, and in Fig. 3 for different time intervals.

At three different heights from the channel-base: zero, 2km and 4km, the results are presented in Fig. 2. For $z' = 0$ the

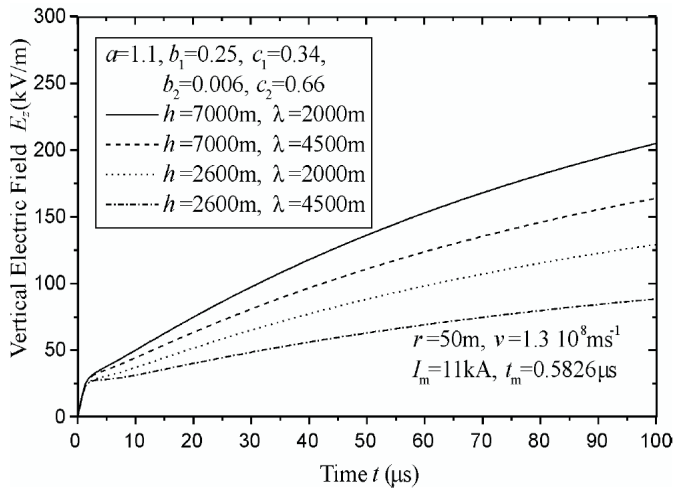


Fig. 4. Vertical electric field at 50m from the channel-base for different channel heights and different decay constants

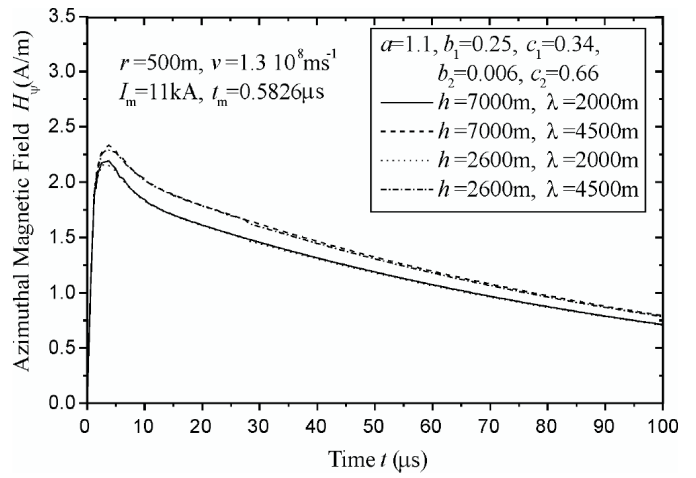


Fig. 7. Azimuthal magnetic field at 500m from the channel-base for different channel heights and different decay constants

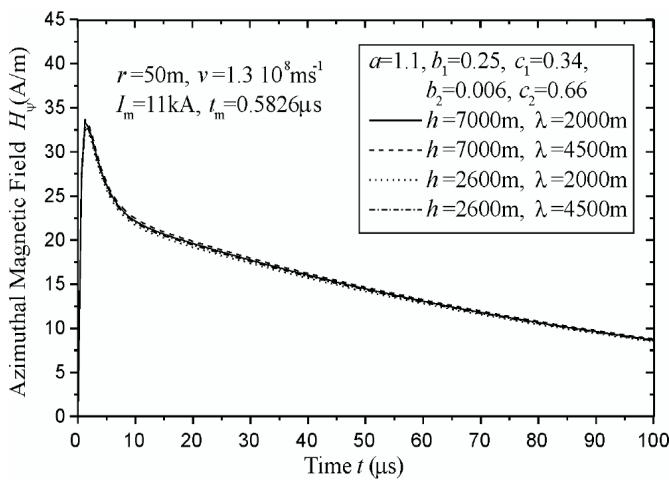


Fig. 5. Azimuthal magnetic field at 50m from the channel-base for different channel heights and different decay constants

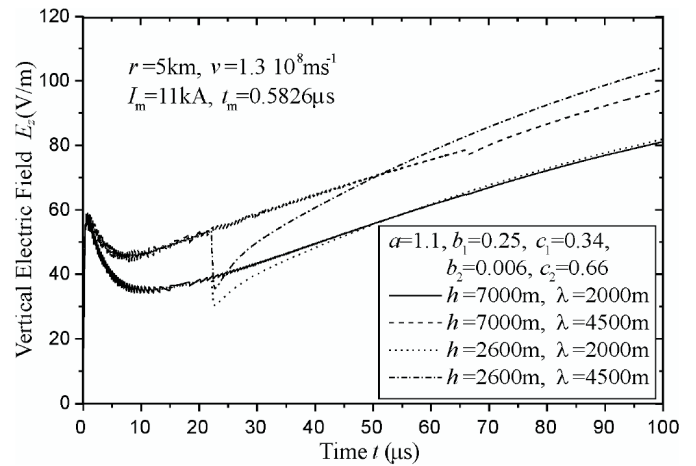


Fig. 8. Vertical electric field at 5km from the channel-base for different channel heights and different decay constants

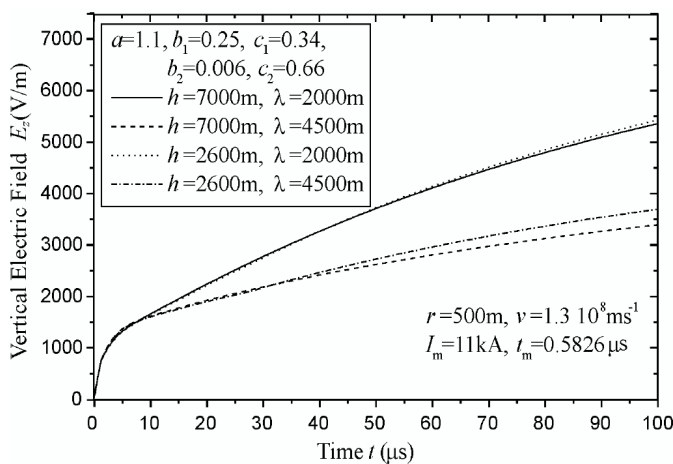


Fig. 6. Vertical electric field at 500m from the channel-base for different channel heights and different decay constants

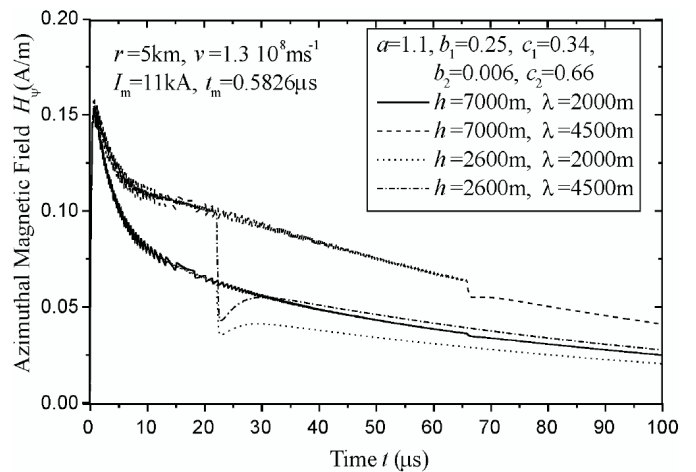


Fig. 9. Azimuthal magnetic field at 5km from the channel-base for different channel heights and different decay constants

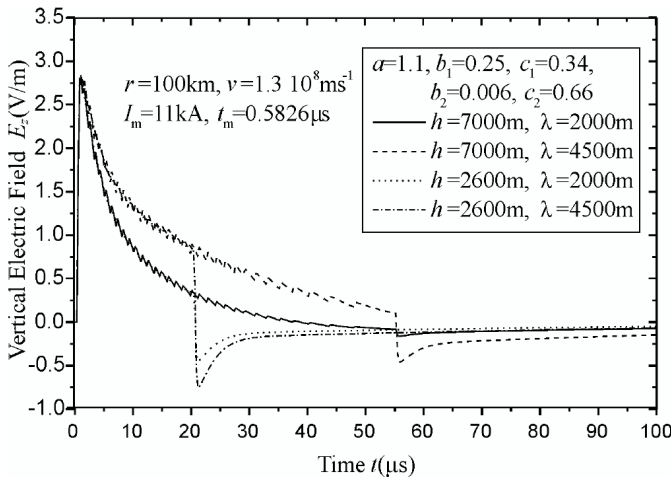


Fig. 10. Vertical electric field at 100km from the channel-base for different channel heights and different decay constants

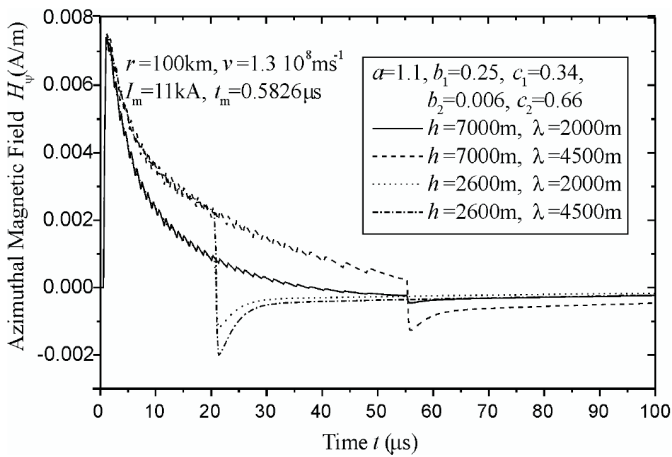


Fig. 11. Azimuthal magnetic field at 100km from the channel-base for different channel heights and different decay constants

values of the return stroke current do not depend on λ , and these are the two different channel-base current functions in Fig. 2 of which $g_{0.8}$ is decaying faster in the first 5 μs , and then slower in the next 5 μs than $g_{0.25}$, and later having greater current values.

The chosen channel height is $h = 7\text{km}$, the maximum current value at the channel-base $I_m = 11\text{kA}$ at $t_m = 0.5826\mu\text{s}$, the current wave propagation speed equal to the return stroke speed $v_f = v = 1.3 \cdot 10^8\text{m/s}$. For $\lambda = 2000\text{m}$ at the height of 2km the maximum current value decays to $e^{-1}I_m$, and for $\lambda = 4500\text{m}$ to $e^{-4/9}I_m$. For $\lambda = 2000\text{m}$ the maximum current value is equal to $e^{-2}I_m$ at the height of 4km from the channel base and for $\lambda = 4500\text{m}$ its maximum is $e^{-8/9}I_m$ at the same height. If the decay constant λ is smaller then the maxima of the current values at different heights along the channel are smaller. The results for the current along the channel after three different time intervals 10 μs , 20 μs , and 30 μs , are presented in Fig. 3, for the two different channel-base currents.

The influence of the decay constant on electric and magnetic field values at different distances is presented in Figs.

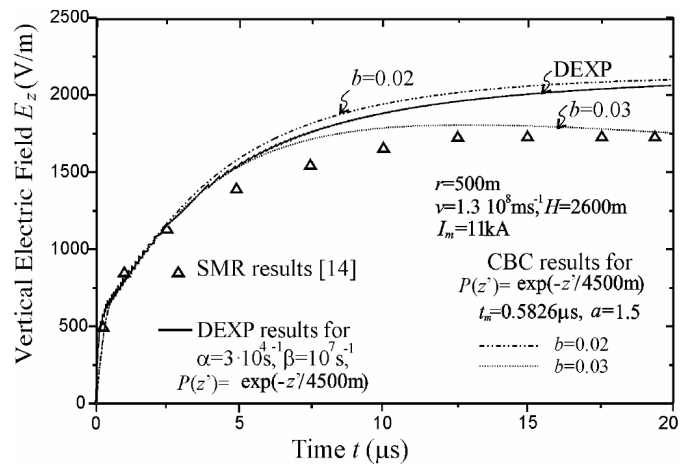


Fig. 12. Vertical electric field at $r=500\text{m}$ for the MTLE model and different channel-base currents

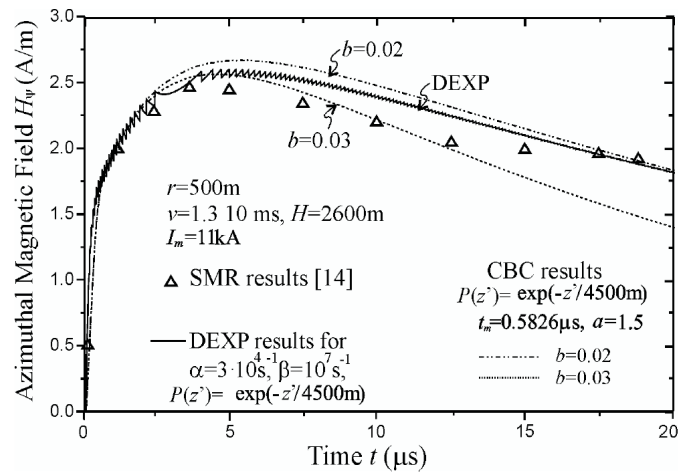


Fig. 13. Azimuthal magnetic field at $r=500\text{m}$ for the MTLE model and different channel-base currents

4-11, for the first 100 μs of the pulse appearing at the chosen distance. At tens of meters greater λ gives smaller values of vertical electric field (Fig. 4), so as obtained from other models presented in [13], but neither h nor λ influence magnetic field (Fig. 5).

The influence of the channel height on electric and magnetic field at hundreds of meters is negligible (Fig. 6), but λ has the similar effect on electric field as at tens of meters (the greater λ - the smaller electric field), but the greater λ gives greater H_ψ (Fig. 7). At 5km from the channel-base both electric (Fig. 8) and magnetic field are of greater values (Fig. 9) for greater λ . It can be also noticed in Figs. 10 and 11, for the distance $r=100\text{km}$ from the base.

MTLE with $\lambda > 2000\text{m}$ gives the results more similar to those of other engineering models [13], at both smaller and greater distances from the lightning channel-base.

The peaks occurring in Fig. 8 and Fig. 9 for the distance of 5km at approximately 22 μs are due to the channel interruption at the height of 2600m, and for the channel height of the 7000m at approximately 66 μs . The same can be noticed in Fig. 10 and Fig. 11, but for the distance of 100km they occur

at approximately 20 s for the channel height of 2600m, and at approximately 55μs for the height of 7000m.

There is a comparison of the results from [14] and the vertical electric field at $r=500\text{m}$ from the channel-base (Fig. 12), and the azimuthal magnetic field (Fig. 13), obtained for the NCBC function and $i=1$ in (6). For the same model and the double-exponential function (DEXP), as the channel-base function [9], the results are presented also in Figs. 12 and 13. The results at other distances from the channel-base are also in good agreement with the results from literature [1], [13], and [14].

IV. CONCLUDING REMARKS

The influence of the decay constant in the Modified transmission line model with exponential decay on the results for lightning electromagnetic field at different distances from the channel-base and for different channel heights is presented in this paper. The comparison to the LEMF results from literature is also presented in the paper.

The influence of this constant on the shape and values of the current along the channel is also presented.

The decay constant can be chosen on the basis of experimental results, but also using the presented analysis in order to make its choice adequate to different experimental results and to achieve better results with MTLE. Greater value of the decay constant could give some LEMF characteristics better in comparison to other models.

This analysis can be used also for improving other types of engineering models characteristics and for the better insight into lightning as the powerful phenomenon with great environmental influence.

REFERENCES

[1] V. A. Rakov and M. A. Uman, "Review and evaluation of lightning return stroke models including some aspects of their application," *IEEE Trans. Electromagn. Compat.*, vol. 40, no. 4, pp. 403–426, Nov. 1998.

[2] V. A. Rakov, "Lightning electromagnetic fields: Modeling and measurements," in *Proc. 12th Int. Zurich Symp. Electromagn. Compat.*, Zurich, Switzerland, 1997, pp. 59–64.

[3] V. A. Rakov and A. A. Dulzon, "A modified transmission line model for lightning return stroke field calculation," in *Proc. 9th Int. Zurich Symp. Electromagn. Compat.*, Zurich, Switzerland, 1991, pp. 229–235.

[4] C. A. Nucci, C. Mazzetti, F. Rachidi, and M. Ianoz, "On the lightning return stroke models for lemp calculations," in *19th Int. Conf. Lightning Protection*, Graz, Austria, Sept. 1988.

[5] C. A. Nucci and F. Rachidi, "Experimental validation of a modification to the transmission line model for lemp calculations," in *Proc. 8th Int. Zurich Symp. Electromagn. Compat.*, Zurich, Switzerland, Mar. 1989.

[6] M. A. Uman and D. K. McLain, "Magnetic field of the lightning return stroke," *J. Geophys. Res.*, vol. 74, pp. 6899–6910, 1969.

[7] M. J. Master and M. A. Uman, "Transient electric and magnetic fields associated with establishing a finite electrostatic dipole," *American J. Phys.*, vol. 51, no. 2, pp. 118–126, Feb. 1983.

[8] V. A. Rakov and A. A. Dulzon, "Calculated electromagnetic fields of lightning return stroke," in *Tekh. Elektrodinam.*, vol. 1, 1987.

[9] C. E. R. Bruce and R. H. Golde, "The lightning discharge," *J. Inst. Elect. Eng.-Pt.2*, vol. 88, no. 88, pp. 487–520, 1941.

[10] F. Heidler, "Traveling current source model for lemp calculation," in *Proc. 6th Int. Zurich Symp. Electromagn. Compat.*, Zurich, Switzerland, Mar. 1985, pp. 157–162.

[11] V. Javor and P. D. Rančić, "Application of one suitable lightning return-stroke current model," in *Proc. Int. Symp. EMC Europe 2006*, Barcelona, Sept. 2006, pp. 941–946.

[12] V. Javor, "Approximating decaying part of the lightning return stroke channel-base current," in *Int. Symp. Lightning Physics and Effects*, COST P-18, Vienna, Apr. 2008, p. 26.

[13] C. A. Nucci, G. Diendorfer, M. A. Uman, F. Rachidi, M. Ianoz, and C. Mazzetti, "Lightning return stroke current models with specified channel base current: A review and comparison," *J. Geophys. Res.*, vol. 95, pp. 20 395–20 408, Nov. 1999.

[14] A. Shoory, R. Moini, H. Sadeghi, and V. A. Rakov, "Analysis of lightning-radiated electromagnetic fields in the vicinity of lossy ground," *IEEE Trans. Electromagn. Compat.*, vol. 47, no. 1, 2005.



Vesna Javor was born in Niš, Serbia, in 1961. She received the Dipl. Eng. degree in applied electronics, the M.Sc. degree in electrical engineering, and the Ph.D. degree from the Faculty of Electronic Engineering, University of Niš, Niš, Serbia, in 1985, 1999, and 2009, respectively.

From 1985 to 1988, she was a Teaching Assistant at the Faculty of Electronic Engineering, University of Niš, where she is currently a Teaching Assistant in the Department of Theoretical Electrical Engineering. From 1989 to 1992, she was a System Analyst

and the Chief of the Department of Automatic Data Processing, Tankeromerc, Zadar, Croatia. She has participated and was a Professional Associate in fundamental research and science investigation projects of the Serbian Ministry of Sciences in the field of electromagnetics, microwave techniques and optical telecommunications, lighting, cable systems and lightning. She also participated in the Deutscher Akademischer Austausch Dienst (DAAD) Joint Project "Theoretical electrical engineering" from 2000 to 2004. From 2005 to 2006, she was the Project Manager of the joint project "Electrical Engineering (EE)" in the Framework of Stability Pact for South-Eastern Europe, sponsored by the DAAD. She is a participant of the COST Project Action P-18 "The Physics of Lightning Flash and Its Effects." She has authored or coauthored about 60 papers presented at international and national conferences, published in journals, and several textbooks. Her current research interests include antennas, lightning modeling and protection, electromagnetic compatibility, electrical circuit theory, and computer programs for electromagnetics.

Dr. Javor was the recipient of the Best Student Award and the Charter of the University of Niš in 1985. She was also a Fellow of the Serbian Academy of Sciences. She was a DAAD Fellow in 2000. She is the Chairman of the Biannual International Conference on Applied Electromagnetics (IEEC) Conference.



Predrag Rančić (M'92) was born in Leskovac, Serbia, in 1947. He received the Dipl. Eng. degree, the M.Sc. degree in electrical engineering, and the Ph.D. degree from the Faculty of Electronic Engineering of Niš, Niš, Serbia, in 1972, 1977, and 1983, respectively.

He was the Founder of the Department of Power Engineering, Faculty of Electronic Engineering, University of Niš, where he was the Chief and is currently a Full Professor. His research interests include the electromagnetic fields in the presence of inhomogeneous media (antennas, transmission lines, groundings, and others) and their analytical and numerical modeling. Analytical and numerical modeling of light field characteristics is also the field of his research. His practical research includes illumination technique, low-voltage (LV) electrical installations, and cable distribution systems [Radio, TV, cable TV (CATV), and satellite TV (SATV)]. He is the author of many realized systems in that area.

Prof. Rančić is a subscriber member of the IESNA, and a member of the Individual International Commission on Illumination (CIE), the DOS (National Illumination Society), and the Board of the National Society for Electronics, Telecommunications, Computers, Automation, and Nuclear Engineering (ETRAN).