
Soil microbiota: Influence of different land use patterns and soil management factors at Villavicencio Oxisol, East Colombia

Microbiota del suelo: influencia de diferentes patrones de uso de la tierra y factores de manejo del suelo en un Oxisol de Villavicencio, Oriente de Colombia

Amanda Silva-Parra, Ángela M. Mogollón-Ortiz y Hernando Delgado-Huertas

Abstract

The soil microbiota is a biological indicator. The impact of four different land use patterns: Secondary forest (T1), rice monoculture (T2), pineapple monoculture (T3) and agroforestry system of *Theobroma cacao* associated with *Acacia mangium* (T4) at different distances: 0-10 cm (D1), 10-20 cm (D2), 20-30 cm (D3), 30-40 cm (D4) and 40-50 cm (D5) on counts of Colony Forming Units (CFUs) of fungi, bacteria, actinobacteria were tested in an Oxisol of Villavicencio, Orinoquia, East Colombia. An unrestricted random design was applied. More number of CFUs of soil bacteria, fungi and actinobacteria were recorded in secondary forest (T1) at all the distances from the root surface when compared to the other treatments. However, a similar trend was observed for counts of CFUs of soil fungi and bacteria in secondary forest (T1) at (D4) and (D5) distances from the root surface compared with agroforestry system (T4) at all distances from the root surface ($P \leq 0.05$). Meanwhile that there was similarity in number of CFUs of soil actinobacteria between secondary forest (T1) and agroforestry system (T4) at all the distances ($P \geq 0.05$). The least count of CFUs of soil microbiota was recorded in pineapple monoculture (T3) at all the distances from the root surface ($P \leq 0.05$).

Key words. Agroforestry system. Diversity. Microorganism. Monoculture.

Resumen

La microbiota del suelo es un indicador biológico. Se investigó el impacto de diferentes patrones de usos del suelo: bosque secundario (T1), monocultivo de arroz (T2), monocultivo de piña (T3) y sistema agroforestal de *Theobroma cacao* asociado con *Acacia mangium* (T4) a diferentes distancias desde la superficie de la raíz: 0-10 cm (D1), 10-20 cm (D2), 20-30 cm (D3), 30-40 cm (D4) y 40-50 cm (D5) en el conteo de Unidades Formadoras de Colonias UFCs de hongos, bacterias y actinobacterias en un Oxisol de Villavicencio, Orinoquia, Oriente de Colombia. Se aplicó un diseño irrestrictamente al azar. Un mayor número de UFCs de bacterias, hongos, y actinobacterias del suelo fueron encontrados en el bosque secundario (T1) en todas las distancias desde la superficie de la raíz comparado con los otros tratamientos; sin embargo, una similar tendencia fue observada para los conteos de UFCs de bacterias y hongos en el bosque secundario (T1) en las distancias (D4) y (D5) desde la superficie de la raíz comparado con el sistema agroforestal (T4) en todas las distancias desde la superficie de la raíz ($P \leq 0.05$). Mientras tanto hubo similitud en el número de UFCs de actinobacterias entre bosque secundario (T1) y sistema agroforestal (T4) en todas las distancias ($P \geq 0.05$). Los más bajos conteos de UFCs de la microbiota del suelo fueron reportados en el monocultivo de piña (T3) en todas las distancias desde la superficie de la raíz ($P \leq 0.05$).

Palabras claves. Diversidad. Microorganismos. Monocultivo. Sistema agroforestal.

Introduction

The rhizosphere may be defined as that portion the soil zone that surrounds and is influenced by the roots of plants (Paul and Clark 1996). The adoption of different land use management can have negative or positive effects on the rhizosphere soil microbiota (Barrios 2007, Notaro *et al.* 2008). The number of Colony Forming Units (CFUs) of bacteria, fungi, and actinobacteria in the rhizosphere may largely determine microsite occupancy, depending of the distances from the root surface (Kent and Triplett 2002).

The major cause of changes in forest use in Villavicencio is land clearing for monoculture, mainly rice monoculture, than according to Delgado *et al.* (2009) influenced soil microbiota. Several research have examined the effects of soil management practices on number of CFUs of rhizosphere soil microbiota in different land use type (Balota *et al.* 2003, Bausenwein *et al.* 2008, Jangid *et al.* 2008, Ceja-Navarro *et al.* 2010, Prevost-Boure *et al.* 2011); monoculture is one of the most significant anthropogenic activities that alter soil biological properties and processes (Brussaard *et al.* 2007, Jangid *et al.* 2008) due to that conventional tillage can affect above ground residues content (Alvear *et al.* 2005, Roger-Estrade *et al.* 2010, Mathew *et al.* 2012).

Agroforestry systems appear to be a good alternative as land use patterns for increase soil microbiota in the humid tropics, due to high litter production and increases in soil organic matter, the large root system of trees in agroforestry systems potentially accumulates nutrients from a large volume of soil, whereas fallen litter concentrates nutrients near the soil surface (Reis *et al.* 2007, Notaro *et al.* 2008). The return of residue to the field in agroforestry systems is a useful cultural practice to improve both soil fertility and soil organic carbohydrate storage ensuring the survival of soil microorganisms (Barreto *et al.* 2008, Notaro *et al.* 2008, Paudel *et al.* 2012).

Consequently, fungi, bacteria and actinobacteria are the most sensitive and rapid indicators of soil perturbations due to land use changes. In this sense, a quantitative

description of soil microbial population has great interest as a potential tool for soil quality evaluation (Brussaard *et al.* 2007).

We hypothesized that soil management practices in different land use patterns would result in changes on rhizosphere soil microbiota, that can provide important information for sustainable production systems in tropical regions of Colombia.

In this context, the aims of this research was to estimate the effect of different land use patterns: Secondary forest (T1), rice monoculture (T2), pineapple monoculture (T3) and agroforestry system of *Theobroma cacao* associated with *Acacia mangium* (T4), with different soil management factors and at different distances from the root surface on number of Colony Forming Units (CFUs) of soil rhizosphere fungi, bacteria and actinobacteria in an Oxisol of Villavicencio, Orinoquia, Colombia East.

Materials and methods

The study site is located between the coordinate 4°04'47" N and 73°35'17" W. The experiment was conducted on an Oxisol in a humid tropics zone of Villavicencio, Orinoquia, Colombia East, specifically in Barcelona farm, Unillanos University (Figure 1). The temperature is from 28 to 30°C with long dry season (Igac 2004) and average annual rainfall of 3,663 mm. Average altitude of 525 m. a.s.l. Relative humidity of 65 %.

The work was developed in an unrestricted random design. The experimental design consisted of four treatments of land use patterns (Figure 2): Secondary forest system (T1): This area contained one ha, this system had been maintained for nearly 10 years and although there had been no management, high influence of *above ground residue* input. Rice monoculture (T2): This area contained 0.5 ha, with more than 5 years grown, conventional tillage was conducted by disking (0–20 cm) after harvest, followed by chisel-plowing (0–20 cm), a second disking, and ridging,

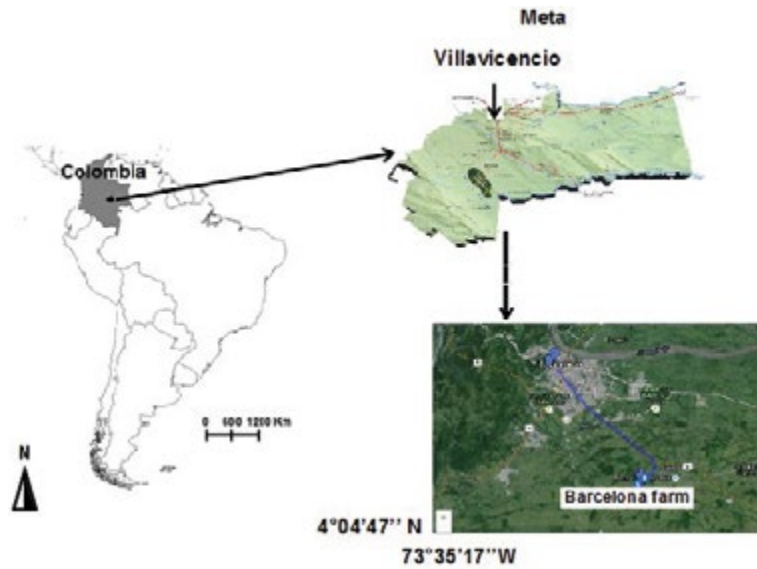


Figura 1. Close photo of location of the studied land use patterns located in Barcelona farm, Unillanos University, Villavicencio city, Meta state, Colombia.

reduced inputs from above-ground residues. Pineapple monoculture (T3): This area corresponds to a small area of investigation, which contained < 0.5 ha, with 1 year grown. Conventional tillage, reduced inputs from above ground residues. Agroforestry system of *Theobroma cacao* associated with *Acacia mangium* (T4): This area contained one ha, with 5 years grown, the area was managed with reduced tillage, and it was made only loosening the floor to make holes for planting of the trees, with high influence of *above ground residue* input.

All systems exhibit the same agroecological conditions (Figure 2).

Three soil samples from each study system were collected in dry season along a transect at regular intervals. Soil sampling was done up to a depth of 20 cm and were collected from five different points (distances from the root surface), 0-10 cm (D1), 10-20 cm (D2), 20-30 cm (D3), 30-40 cm (D4), 40-50 cm (D5). A composite sample for each depth was made by thoroughly mixing three samples in a given site and triplicate of subsamples were considered for further analysis.




Figura 2. Land use patterns: a) Secondary forest (T1). b) Rice monoculture (T2). c) Pineapple monoculture (T3). d) Agroforestry system of *Theobroma cacao* associated with *Acacia mangium* (T4).

A total of 60 samples (4 systems \times 5 distances from the root surface \times 3 replicates) were analysed.

The samples underwent serial dilution technique and pour plate method to detect the number of CFUs of bacteria, fungi and actinobacteria (Alexander 1982). Ten grams of soil were shaken with 90 ml of distilled water. From this suspension, the serial solution was prepared. An amount of 0.5 ml of the serially diluted solution was plated on agar by the pour plate technique (Alexander 1982). Three main types of agar were used. Nutrient agar (NA), potato dextrose agar (PDA) and starch ammonia (SA) medium were used for enumeration of bacteria, fungi and actinobacteria respectively. The results are expressed as Colonial Forming Units CFUs g^{-1} , for fungi $\times 10^3$, bacteria $\times 10^6$, actinobacteria $\times 10^4$ (Alexander 1982).

The plates for fungus and actinobacteria are incubated at 25 – 30°C, for bacteria at 37°C, and the populations of bacteria, fungi and actinobacteria were observed at

2, 5 and 7 days after inoculation, respectively.

Was used analysis of variance and significant differences were analyzed using multiple comparison of means of LSD by test of Fischer ranges ($P \leq 0.05$) applying InfoStat statistical software 2010 version (Di Rienzo *et al.* 2010).

Results and discussion

The influence of land use patterns and distances from the root surface on the total soil fungi, bacteria and actinobacteria counts are presented in Figure 3 and Table 1. Figure 3 and Table 1 showed that population of bacteria, fungi and actinobacteria were decreased as distances from the root surface increased in all land use patterns. Figure 3 also showed that soil microbial population in the rice monoculture T2 and pineapple monoculture T3 were negatively affected. Following the description of the results by type of soil microorganism investigated.

Table 1. Effect of interactions of land use types and soil management factors*distance from the root surface on the population of bacteria, fungi and actinobacteria.

Treatments	Distance from the root surface	Population (CFU g^{-1} soil)		
		Fungi ($\times 10^3$)	Bacteria ($\times 10^6$)	Actinobacteria ($\times 10^4$)
T1 ¹	D1 ⁵	49.2 ^a	286.3 ^a	97.3 ^a
	D2 ⁶	32.1 ^b	231.3 ^b	84.0 ^{bc}
	D3 ⁷	28.3 ^b	209.3 ^b	65.0 ^{ef}
	D4 ⁸	13.5 ^{cde}	171.0 ^c	58.0 ^{fg}
	D5 ⁹	13.8 ^{cde}	164.6 ^{cd}	52.0 ^g
T2 ²	D1	9.7 ^{def}	61.6 ^f	28.3 ^h
	D2	8.7 ^{efg}	56.0 ^f	22.6 ^{hi}
	D3	5.7 ^{fgh}	48.6 ^f	18.6 ^{hij}
	D4	5.2 ^{fgh}	45.6 ^f	13.6 ^{ijk}
	D5	3.9 ^{fgh}	37.0 ^{fg}	11.3 ^{jk}

Cont. **Table 1.** Effect of interactions of land use types and soil management factors*distance from the root surface on the population of bacteria, fungi and actinobacteria.

Treatments	Distance from the root surface	Population (CFU g ⁻¹ soil)		
		Fungi (×10 ³)	Bacteria (×10 ⁶)	Actinobacteria (×10 ⁴)
T3 ³	D1	4.2 ^{fgh}	13.0 ^{gh}	12.0 ^{ijk}
	D2	2.2 ^{gh}	9.3 ^{gh}	8.0 ^{jk}
	D3	1.0 ^h	8.0 ^{gh}	7.6 ^{jk}
	D4	0.8 ^h	7.1 ^{gh}	6.3 ^k
	D5	0.6 ^h	4.9 ^h	3.0 ^k
T4 ⁴	D1	19.6 ^c	155.3 ^{cd}	94.0 ^{ab}
	D2	19.6 ^c	133.6 ^{de}	78.0 ^{cd}
	D3	18.3 ^c	123.0 ^e	69.6 ^{de}
	D4	17.3 ^c	112.0 ^e	62.6 ^{efg}
	D5	16.6 ^{cd}	108.0 ^e	55.3 ^{fg}

Land use types: ¹T1= secondary forest; ²T2=rice monoculture; ³T3= pineapple monoculture and ⁴T4= agroforestry system of *Theobroma cacao* associated with *Acacia mangium*. Distances from the root surface:

⁵D1: 0-10 cm, ⁶D2: 10-20 cm, ⁷D3: 20-30 cm, ⁸D4: 30-40 cm, ⁹D5: 40-50 cm of each land use types. In column, mean followed by common letters do not differ significantly at 5 % level by LSD.

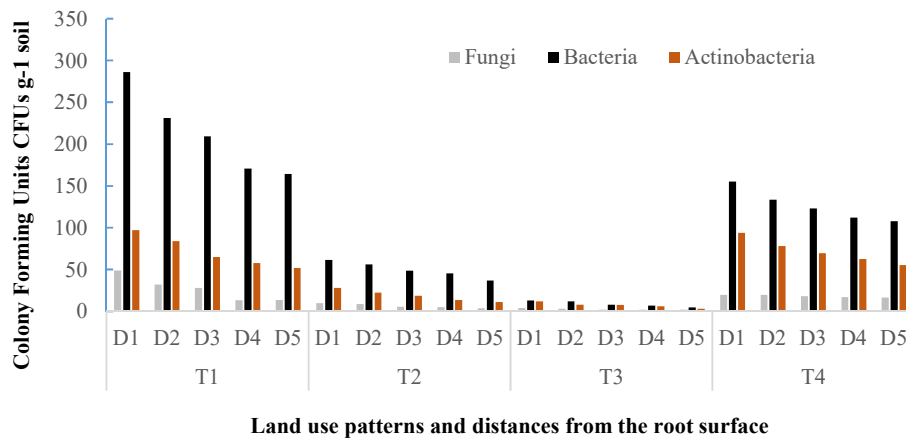


Figure 3. Influence of different land use type and distance from the root surface on microbial population: Fungi x 10³; bacteria x 10⁶; actinobacteria x 10⁴ CFU g⁻¹ soil. Land use types: T1= secondary forest; T2= rice monoculture; T3= pineapple monoculture and T4= agroforestry system of *Theobroma cacao* associated with *Acacia mangium*. Distances from the root surface: D1: 0-10 cm, D2: 10-20 cm, D3: 20-30 cm, D4: 30-40 cm, D5: 40-50 cm of each land use types.

Fungal population

High rates of fungal number of CFUs are related to secondary forest T1 at 0-10 cm from the root surface D1 (49.23×10^3 CFU g⁻¹ soil), compared to pineapple monoculture T3 at 40-50 cm from the root surface D5 (0.61×10^3 CFU g⁻¹ soil) ($P \leq 0.05$) (Table 1, Figure 3). Fungal population are relatively more abundant in forest than agricultural soils as monocultures (Lauber *et al.* 2013), because carbon products secreted by trees roots, which are preferential nutrients and energy for fungal metabolism.

Secondary forest T1 at 10-20 cm from the root surface D2 is associated with moderate increases of the CFUs of fungi (32.1×10^3 CFU g⁻¹ soil), which was equal to secondary forest T1 at 20-30 cm from the root surface D3 (28.3×10^3 CFU g⁻¹ soil), indicating that there is a range of best action of fungal populations up to 30 cm (Table 1, Figure 3). The reduction in fungal population may be explained by secondary forest T1 at 30-40 cm from the root surface D4 at 40-50 cm from the root surface D5 ($13.5, 13.8 \times 10^3$ CFU g⁻¹ soil) ($P \geq 0.05$) (Table 1, Figure 3). The stimulatory effect on microorganisms is known as the “rhizosphere effect” as indicated by the interaction of soil and rhizosphere microbes and their ratio (Paul and Clark 1996).

This indicates that secondary forest T1, affected positively fungal population in the area closest to the roots directly by generating inputs of organic matter above and belowground and indirectly by the physical effects of shading, soil protection and uptake of water and nutrients by roots (Smith 2008, Lauber *et al.* 2013, Voříšková and Baldrian 2013). Forest from natural regeneration may show higher resistance to microclimatic site conditions, which can also contribute to their growth and litter yields, which favors increases in soil microbiota (Notaro *et al.* 2008). The microbial community in forest soil is dominated by fungi. Fungi are more efficient than bacteria, in terms of decomposing organic compounds (Sylvia *et al.* 2005).

Rice monoculture T2 and pineapple monoculture T3 exhibiting both conventional tillage and low inputs from residues, as the distances increased of D1 to D5

from the root surface had detrimental effects on fungal number of the CFUs accounting 9.7, 8.7, 5.7, 4.2, 3.9 $\times 10^3$ CFU g⁻¹ soil and 4.2, 2.2, 1.0, 0.8 and 0.6 $\times 10^3$ CFU g⁻¹ soil respectively ($P \geq 0.05$) (Table 1, Figure 3).

In a study of an Oxisol of the Eastern Plains of Colombia, a leguminous cover with *C. ochroleuca* in rice and corn crops increased by 86 % the greater diversity of fungi, mainly *Aspergillus*, *Cladosporium*, *Trichoderma* and *Penicillium* (Delgado *et al.* 2009), which have been reported as phosphate solubilizing microorganisms (Perez *et al.* 2005), of great importance in phosphorus deficient soils in tropical zones.

Low increment of fungal number of CUFs for pineapple monoculture T3 at 40-50 cm from the root surface D5 are due to that monoculture cropping systems and intensive soil management can markedly affect the activity of soil microorganisms and their diversity (Balota *et al.* 2003), around 89 % decline in microbial diversity index is observed from the distance closest to the rhizosphere to the most distanced (Kent and Triplett 2002).

Contrary to what is stated, other authors say that plant roots do not alter and enhance the total count of the CFUs of fungi in the rhizosphere, in contrast to their effects on bacteria (Whipps 2001, Kent and Triplett 2002).

The chemical and physical nature of the root zone is quite different from the soil away from the root zone, being that fungi population are more likely to regulate decomposition of surface-applied residues in no-till soils in the area adjacent to the root (Paul and Clark 1996, Beare 1997).

The rhizosphere is also a metabolically busier and more competitive environment than the surrounding soil, also known as bulk soil. Unlike the soil associated with the rhizosphere, bulk soil is not penetrated by plant roots and typically have lower microbial communities within it (Kent and Triplett 2002), corroborating this result.

The management of agroforestry system of *Theobroma cacao* associated with *Acacia mangium* T4 may provide

advantages for soil microbiota, due to that all distances from the root surface, which steadily increased from D5 to D1 from the root surface accounting for 16.6, 17.3, 18.3, 19.6 and 19.6×10^3 CFU g⁻¹ soil (Table 1, Figure 3), was significant similar that the number de CFUs of fungi in secondary forest T1 at D4 and D5 distances from the root surface ($13.5, 13.8 \times 10^3$ CFU g⁻¹) ($P > 0.05$), respectively (Table 1, Figure 3). According to Wagg *et al.* (2014), the function and structure of agroforestry systems may have a similar biological performance that secondary forest. Similarly, Beare (1997) states that this behavior is characteristic of microbial populations in both mature ecosystems and those in process of succession.

Acacia mangium is a leguminous plant that can to be use associated with *Theobroma cacao* in tropical zones, since it contributes a great amount of litter to the soil, most of the nitrogen is recycled into the soil (Beare 1997).

It is found that surface residues in agroforestry systems retain moisture, dampen temperature fluctuations, and provide a continuous substrate that promotes fungal growth (Beare 1997); trees roots in agroforestry systems exude amino acids and sugars that serve as a food source for microorganisms, since fungi population are poor degraders of cellulose and other plant wall material (Pii *et al.* 2016), and this is the reason for the high increments of CFUs of fungi.

Bacterial population

A greater rhizosphere effect was observed in bacteria than actinobacteria and fungi in all land use patterns (Figure 3), due to those bacteria known as plant growth promoting rhizobacteria (PGPR) colonize roots very efficiently (Kent and Triplett 2002, Sylvia *et al.* 2005).

The population of bacteria ranged from 286.33 to 4.99×10^6 CFU g⁻¹ soil corresponding to secondary forest T1 at 0-10 cm from the root surface D1 and pineapple monoculture T3 at 40-50 cm from the root surface D5, respectively ($P \leq 0.05$) (Table 1, Figure 3). This last treatment showed similar amount to the average of the values reported by Muhammed *et al.* (2015) for humid

tropical climate in Indian for an okra monoculture at fruiting (6.3×10^6 CFU g⁻¹ soil).

Higher count of bacteria was observed in secondary forest T1 and all the distances from the root surface compared to others treatments ($p \leq 0.05$), the number of CFUs of bacteria no reflected a positive response of the increases of the distances of D1 to D5 from the root surface accounting for 286.3, 231.3, 209.3, 171.0 and 164.6×10^6 CFU g⁻¹ soil respectively (Table 1, Figure 3).

The bacterial population cover about 4-10 % of the total root area occurring profusely on the root hair region and rarely in the root tips. There is predominance of amino acids and growth factors required by bacteria, are readily provided by the root exudates in the region of rhizosphere (Kent and Triplett 2002). The most common genera of soil bacterias are: *Pseudomonas*, *Arthrobacter*, *Agrobacterium*, *Alcaligenes*, *Azotobacter*, *Mycobacterium*, *Flavobacter*, *Cellulomonas*, *Micrococcus*, and others have been reported to be either abundant or sparse in the rhizosphere (Whipps 2001).

According to Whipps (2001), the aerobic bacteria are relatively less in the rhizosphere because of the reduced oxygen levels due to root respiration.

Other authors as Kent and Triplett (2002) argue that in addition to the respiration of the roots themselves, the carbon-rich environment of the rhizosphere promotes high levels of respiration by other macro and microorganisms, to a far greater extent than what is occurring in the bulk soil.

In contrast, secondary forest T1 at 30-40 cm from the root surface D4 and at 40-50 cm from the root surface D5 (171.0 and 164.6×10^6 CFU g⁻¹ soil) was equal that agroforestry system T4 at 0-10 cm from the root surface (155.3×10^6 CFU g⁻¹) and at 40-50 cm from the root surface D5 (133.6×10^6 CFU g⁻¹ soil) (Table 1, Figure 3).

According Da C Jesus *et al.* (2009) agroforestry communities are related to intermediate values of the soil biology attributes and crop and young secondary

forest communities do not constitute well-defined groups.

The values of counts of bacterial UCFs in rice monoculture T2 at all distances are slightly below average for secondary forests (T1) accounting for 61.6, 56.0, 48.6, 45.6 and 37.0 $\times 10^6$ CFU g⁻¹ soil, being statistically differences ($P \leq 0.05$) (Table 1, Figure 3) and above average for pineapple monoculture (T3) at all distances, but with no statistically significant differences between rice monoculture T2 at 40-50 cm from the root surface D5 and pineapple monoculture T3 at 10-20 cm from the root surface D5 ($P \geq 0.05$) (Table 1, Figure 3) ($P \leq 0.05$).

According to Beare (1997) plant residue is distributed throughout the plough layer in fields managed with conventional tillage, these soils are dominated by bacteria and their predators such as bacterial-feeding nematodes and are considered to be in an early stage of succession, may possibly explain this response obtained. Gopalakrishnan *et al.* (2009) also reported the inhibitory effect of root exudates on bacteria.

Bacterial populations have their lowest value when pineapple monoculture T3 at 40-50 cm distance maximal from the root surface D5 accounting for 4.9 $\times 10^6$ CFU g⁻¹ soil (Table 1, Figure 3). On the other hand, pineapple monoculture (T3) at all distances from the root surface presented the least count of CFUs of bacteria with no statistically significant differences between these ($P \geq 0.05$) responsible for 13.0, 9.3, 8.0, 7.1 and 4.9 $\times 10^6$ CFU g⁻¹ soil (Table 1, Figure 3).

The magnitude of these responses indicates the need to intensify the studies involving monoculture management and its relation with soil microbiota bioactivity and mechanisms of interaction with root surface.

Actinobacteria population

The population of actinobacteria ranged from 97.33 $\times 10^4$ CFU g⁻¹ soil to 3.00 $\times 10^4$ soil CFU g⁻¹ corresponding to secondary forest T1 at 0-10 cm from the root surface and pineapple crop T3 at 40- 50

cm from the root surface D5 revealed statistically significant differences ($P \leq 0.05$) (Table 1, Figure 3).

Higher actinobacteria population was recorded for T1 at 0-10 cm from the root surface D1 (97.3 $\times 10^4$ CFU g⁻¹ soil) followed by T4 at D1 (94.0 $\times 10^4$ CFU g⁻¹ soil) and T1 at D2 (78.0 $\times 10^4$ CFU g⁻¹ soil), in turn this treatment equaled to T4 at D3 (69.6 $\times 10^4$ CFU g⁻¹ soil), being that secondary forest T1 and agroforestry system T4 by effect of all distances from the root surface showed similarity in actinobacteria population ($P \geq 0.05$) (Table 1, Figure 3).

Soil community composition with agroforestry systems resembles that of natural ecosystem soils more closely than in the case with annual crops (Brussaard *et al.* 2007). Among different microbial population, the bacterial population was recorded maximum (64 %), followed by actinobacteria (23 %) and fungi (13 %) in agroforestry systems (Radhakrishnan and Varadharajan 2016).

The populations of soil microbiota found in the *Leucaena* plantation were generally similar to the Atlantic forest and higher than in the *Corymbia* plantation (Reis *et al.* 2007).

Stimulation of actinobacteria in the rhizosphere has not been studied in much detail so far. It is generally understood that the actinobacteria are less stimulated in the rhizosphere than bacteria. However, when antagonistic actinobacteria increase in number they suppress bacteria (Wagg *et al.* 2014).

The actinobacteria population was reduced drastically by effect of rice monoculture T2 and pineapple monoculture T3 at all the distances from the root surface accounting for 28.3, 22.6, 18.6, 13.6, 11.3 and 12.0, 8.0, 7.6, 6.3, 3.0 $\times 10^4$ CFU g⁻¹ soil respectively, revealed no statistically significant differences between these ($P \geq 0.05$) (Table 1, Figure 3). The root endosphere microbiota results from gradual community shifts including enrichment and depletion processes from the surrounding soil microbiota (Sylvia *et al.* 2005; Barreto *et al.* 2008).

As rice and pineapple monocultures and soil management practices influenced soil actinobacteria populations at all distances from the root surface, it is important to propitiate the effect of soil microbiota enrichment process begin acting at a distance in the rhizosphere, continues at the rhizoplane, and is largely driven by root exudation, through efficient practices of soil management such as direct seeding and crop rotation. Difference in microbial population is a reflection of many factors such as nutrient and oxygen levels, temperature and availability of minerals (Sylvia *et al.* 2005).

Conclusions

The positive relation of fungi, bacteria and actinobacteria organisms with secondary forest (T1) at all distances from the root surface, is important for the establishment of the natural vegetation in tropical zones of Villavicencio, East Colombia.

The negative impact of rice monoculture (T2) and pineapple monoculture (T3) at all distances from the root surface on Oxisol microbiota disturbance, suggest that it should be taken in consideration for more sustainable soil management factors that contribute great amount of soil organic matter in monocultures systems.

The soil microbiota comparison in land use patterns and distances from the root surface revealed that agroforestry system of *Theobroma cacao* associated with *Acacia mangium* (T4) have potential to increase fungi, bacteria and actinobacteria in a tropical Oxisol of Villavicencio.

References

- Alexander, M. 1982. Most Probable Number method for microbial populations. Pp. 815–820. *En: Page, A. L., R. H. Miller and D. R. Keeney (Eds). Methods in Soil Analysis. Agronomy 9, part 2, 2nd edition. ASA, SSSA, Madson, WI.*
- Alvear, M. A., J. L. Rosas and F. B. Rouanet. 2005. Effects of three soil tillage systems on some biological activities in an Ultisol from southern Chile. *Soil and Tillage Research* 82: 195–202.
- Balota, E. L., A. Colozzi-Filho, D. S. Andrade and R. P. Dick. 2003. Microbial biomass in soils under different tillage and crop rotation systems. *Biology and Fertility of Soils* 38 (1): 15–20.
- Barreto, T. R., A. C. M. Da Silva, A. C. F. Soares and J. T. De Souza. 2008. Population densities and genetic diversity of actinomycetes associated to the rhizosphere of *Theobroma cacao*. *Brazilian Journal of Microbiology* 39 (3): 464–470.
- Barrios, E. 2007. Soil biota, ecosystem services and land productivity. *Ecological Economics* 64: 269–285
- Bausenwein, U., A. Gattinger, U. Langer, A. Embcher, H. P. Hartmann, M. Sommer, J. C. Munch and M. Schloter. 2008. Exploring soil microbial communities and soil organic matter: Variability and interactions in arable soils under minimum tillage practice. *Applied soil ecology* 40: 67–77.
- Beare, M. H. 1997. Fungal and bacterial pathways of organic matter decomposition and nitrogen mineralization in arable soil. Pp 37–70. *En: Brussaard, L. and R. Ferrera- Cerrato (Eds). Soil Ecology in Sustainable Agricultural Systems. Lewis Publishers, Boca Raton, LA.*
- Brussaard, L., P. C. de Ruiter, G. G. Brown. 2007. Soil biodiversity for agricultural sustainability. *Agriculture, Ecosystems and Environment* 121: 233–244.
- Ceja-Navarro, J. A., F. N. Rivera-Orduña, L. Patiño- Zúñiga, A. Vila-Sanjurjo, J. Crossa, B. Govaerts and L. Dendooven. 2010. Phylogenetic and multivariate analyses to determine the effects of different tillage and residue management practices on soil bacterial communities. *Applied and Environmental Microbiology* 76 (11): 3685–3691.
- Da C Jesus, E., T. Marsh, J. Tiedje and F. Moreira. 2009. Changes in land use alter the structure of bacterial communities in Western Amazon soils. *The International Society for Microbial Ecology Journal* 3: 1004–1011
- Delgado, H., G. H. Navas, C. R. Salamanca and A. Chacon. 2009. Legume improved fallows: a promissory agroecological alternative for allelopathic weed control in rice and maize crops in the Colombia Eastern Plains *Agronomia Colombiana* 27 (2): 227–235.
- Di Rienzo, J. A., F. Casanoves, M. G. Balzarini, L. González, C. W. Robledo. 2010. InfoStat versión 2010. Grupo InfoStat, FCA, Universidad Nacional de Córdoba, Argentina. 18 p.
- Gopalakrishnan, S., T. Watanabe, S. J. Pearse, O. Ito, Z. A. K. M. Hossain and G. V. Subbarao. 2009. Biological nitrification inhibition by *Brachiaria humidicola* roots varies with soil type and inhibits nitrifying bacteria, but not other major soil microorganisms. *Soil Science Plant Nutrition* 55 (5): 725–733.
- Instituto Geográfico Agustín Codazzi – Igac. 2004. Estudio general de suelos y zonificación de tierras. Departamento del Meta. IGAC. 1 CD.
- Jangid, K., M. A. Williams, A. J. Franzluebbers, J. S. Sanderlin, J. H. Reeves, M. B. Jenkins, D. M. Endale, D. C. Coleman and W. B. Whitman. 2008. Relative impacts of land-use, management intensity and fertilization upon soil microbial community structure in agricultural systems. *Soil Biology Biochemistry* 40: 2843–2853.
- Kent, A. D. and E. W. Triplett. 2002. Microbial communities and their interactions in soil and rhizosphere ecosystems. *Annual Review of Microbiology* 56: 211–236.
- Lauber, C. L., K. S. Ramirez, Z. Aanderud, J. Lennon and N. Fierer. 2013. Temporal variability in soil microbial communities across land-use types. *International Society for Microbial Ecology* 7: 1641–1650.

- Mathew, R. P., Y. Feng, L. Githinji, R. Ankumah and K. S. Balkcom. 2012. Impact of No-tillage and conventional tillage on soil microbial communities. *Applied Environmental Soil Science*: 10 p.
- Muhammed, U. P. F. B., P. V. Sindhu and K. S. Gopal. 2015. Influence of mulches on rhizosphere microflora, yield and weed competition in okra (*Abelmoschus esculentus* (L.) Moench). *Journal of Tropical Agriculture* 53 (1): 70-74.
- Notaro, K., E. V. de Medeiros, G. P. Duda, A. O. Silva. and P. M. De Moura. 2008. Agroforestry systems, nutrients in litter and microbial activity in soils cultivated with coffee at high altitude. *Scientia Agricola* 71 (2): 87-95.
- Paudel, B. R., R. P. Udawatta, R. J. Kremer and S. H. Anderson. 2012. Soil quality indicator responses to row crop, grazed pasture, and agroforestry buffer management. *Agroforestry Systems* 84: 311-323.
- Paul, E. A. and F. E. Clark. 1996. *Soil Microbiology and Biochemistry*, Academic Press, San Diego, California, USA. 340 p.
- Perez, A., C. Perez y G. Cardona. 2015. Hongos solubilizadores de fosfatos en suelos arroceros de la Mojana Sucre, Colombia. *Arroz* 53 (458): 22-31.
- Pii, Y., L. Borruso, L. Brusetti, C. Crechchio, S. Cesco and T. Mimmo. 2016. The interaction between iron nutrition, plant species and soil type shapes the rhizosphere microbiome. *Plant Physiology and Biochemistry* 99: 39-48.
- Prevost-Boure, N. C., P. A. Maron, L. Ranjard, V. Nowak, E. Dufrenea, C. Damesina, K. Soudani and J-Ch. Lata. 2011. Seasonal dynamics of the bacterial community in forest soils under different quantities of leaf litter. *Applied Soil Ecology* 47 (1): 14-23.
- Radhakrishnan, S. and M. J. Varadarajan. 2016. Status of microbial diversity in agroforestry systems in Tamil Nadu, India. *Journal of Basic Microbiology* 56 (6): 662- 669.
- Reis, M. A., K. Luciene, A. M. Rodrigues and E. Nahas. 2007. Recovery of soil microbiological properties in a degraded area planted with *Corymbia citriodora* and *Leucaena leucocephala*. *Scientia Agricola* 64 (1): 8-72.
- Roger-Estrade, J., C. Anger, M. Bertrand and G. Richard. 2010. Tillage and soil ecology: Partners for sustainable agriculture. *Soil and Tillage Research* 111: 33-40.
- Sylvia, D., J. Fuhrmann, P. Hartel and D. Zuberer. 2005. *Principles and Applications of Soil Microbiology*. Pearson Education Inc. New Jersey. 517 p.
- Smith, P. 2008. Land use change and soil organic carbon dynamics. *Nutrient Cycle Agroecosystem* 81: 169-178.
- Voříšková, J. and P. Baldrian. 2013. Fungal community on decomposing leaf litter undergoes rapid successional changes. *International Society for Microbial Ecology Journal* 7: 477-486.
- Wagg, C., S. F. Bender, F. Widmer and M. G. A. Van der Heijden. 2014. Soil biodiversity and soil community composition determine ecosystem multifunctionality. *Proceedings of the National Academy of Sciences of the United States of America* 111: 5266-5270.
- Whipps, J. M. 2001. Microbial interactions and biocontrol in the rhizosphere. *The Journal of Experimental Botany* 52 (90001): 487-511.

Amanda Silva-Parra

Facultad de Ciencias Agropecuarias y Recursos Naturales,
Grupo de Investigación ISAF
Universidad de los Llanos, Sede Barcelona, Colombia
Km. 12 vía Puerto López
asilvap@unillanos.edu.co

Ángela María Mogollón-Ortiz

Facultad de Ciencias Agropecuarias y Recursos Naturales,
Grupo de Investigación ISAF
Universidad de los Llanos, Sede Barcelona, Colombia
Km. 12 vía Puerto López
amogollon@unillanos.edu.co

Hernando Delgado-Huertas

Facultad de Ciencias Agropecuarias y Recursos Naturales,
Grupo de Investigación ISAF
Universidad de los Llanos, Sede Barcelona, Colombia
Km. 12 vía Puerto López
hdelgado@unillanos.edu.co

Soil microbiota: Influence of different land use patterns and soil management factors at Villavicencio Oxisol, East Colombia

Citación del artículo: Silva-Parra, A. A. M. Mogollón-Ortiz y H. Delgado-Huertas. 2017. Soil microbiota: Influence of different land use patterns and soil management factors at Villavicencio Oxisol, East Colombia. *Biota Colombiana* 18 (2): 1 – 10. DOI: 10.21068/c2017.v18n02a1

Recibido: 02 de diciembre de 2016
Aprobado: 23 de mayo de 2017