



RESEARCH ARTICLE

REVISED **A demographic dividend of the FP2020 Initiative and the SDG reproductive health target: Case studies of India and Nigeria [version 2; peer review: 3 approved]**Qingfeng Li , Jose G. Rimon

Bill & Melinda Gates Institute for Population and Reproductive Health Department of Population, Family and Reproductive Health, Johns Hopkins Bloomberg School of Public Health, Baltimore, MD, 21205, USA

v2 **First published:** 22 Feb 2018, 2:11 (<https://doi.org/10.12688/gatesopenres.12803.1>)**Latest published:** 12 Jul 2018, 2:11 (<https://doi.org/10.12688/gatesopenres.12803.2>)**Abstract**

Background: The demographic dividend, defined as the economic growth potential resulting from favorable shifts in population age structure following rapid fertility decline, has been widely employed to advocate improving access to family planning. The current framework focuses on the long-term potential, while the short-term benefits may also help persuade policy makers to invest in family planning.

Methods: We estimate the short- and medium-term economic benefits from two major family planning goals: the Family Planning 2020 (FP2020)'s goal of adding 120 million modern contraceptive users by 2020; Sustainable Development Goals (SDG) 3.7 of ensuring universal access to family planning by 2030. We apply the cohort component method to World Population Prospects and National Transfer Accounts data. India and Nigeria, respectively the most populous Asian and African country under the FP2020 initiative, are used as case studies.

Results: Meeting the FP2020 target implies that on average, the number of children that need to be supported by every 100 working-age people would decrease by 8 persons in India and 11 persons in Nigeria in 2020; the associated reduction remains at 8 persons in India, but increases to 14 persons in Nigeria by 2030 under the SDG 3.7. In India meeting the FP2020 target would yield a saving of US\$18.2 billion (PPP) in consumption expenditures for children and youth in the year 2020 alone, and that increased to US\$89.7 billion by 2030. In Nigeria the consumption saved would be US\$2.5 billion in 2020 and \$12.9 billion by 2030.

Conclusions: The tremendous economic benefits from meeting the FP2020 and SDG family planning targets demonstrate the cost-effectiveness of investment in promoting access to contraceptive methods. The gap already apparent between the observed and targeted trajectories indicates tremendous missing opportunities. Accelerated progress is needed to achieve the FP2020 and SDG goals and so reap the demographic dividend.

Keywords



demographic dividend, FP2020, SDG, Nigeria, India

Open Peer Review**Reviewer Status** 

Invited Reviewers

1 2 3

REVISED**version 2**published
12 Jul 2018**version 1**published
22 Feb 2018
report
report
report

- 1 **Kaushalendra Kumar Singh** , Banaras Hindu University, Varanasi, India
- 2 **Baochang Gu**, Renmin University of China, Beijing, China
- 3 **Akanni Akinyemi** , Obafemi Awolowo University, Ile Ife, Nigeria

Any reports and responses or comments on the article can be found at the end of the article.

Corresponding author: Qingfeng Li (qli28@jhu.edu)

Author roles: **Li Q:** Conceptualization, Data Curation, Formal Analysis, Investigation, Methodology, Resources, Visualization, Writing – Original Draft Preparation, Writing – Review & Editing; **Rimon JG:** Conceptualization, Funding Acquisition, Investigation, Project Administration, Supervision, Writing – Review & Editing

Competing interests: No competing interests were disclosed.

Grant information: Bill and Melinda Gates Foundation [OPP117_01].

The funders had no role in study design, data collection and analysis, decision to publish, or preparation of the manuscript.

Copyright: © 2018 Li Q and Rimon JG. This is an open access article distributed under the terms of the [Creative Commons Attribution License](#), which permits unrestricted use, distribution, and reproduction in any medium, provided the original work is properly cited.

How to cite this article: Li Q and Rimon JG. **A demographic dividend of the FP2020 Initiative and the SDG reproductive health target:**

Case studies of India and Nigeria [version 2; peer review: 3 approved] Gates Open Research 2018, 2:11 (<https://doi.org/10.12688/gatesopenres.12803.2>)

First published: 22 Feb 2018, 2:11 (<https://doi.org/10.12688/gatesopenres.12803.1>)

REVISED Amendments from Version 1

The authors made the following revisions in response to the constructive comments from the three reviewers:

- 1) Added the reason for choosing GFR over TFR to measure the fertility change associated with increasing mCPR
- 2) Clarified the notations in [equation 1](#)

The suggestions on making population age pyramids and discussing the implication of traditional contraceptive methods are infeasible to incorporate in this study, and therefore will be left for future studies on the topic.

See referee reports

Introduction

Access to family planning is a critical component of reproductive rights. Family planning also provides multi-faceted benefits to women and their families. It is unique among medical interventions in its breadth of health, developmental and economic benefits, such as reducing maternal and child mortality, empowering women and girls, and enhancing environmental sustainability^{1,2}. The Lancet series on family planning in 2012 documented clearly the extensive gains resulting from family planning. For instance, Ahmed and colleagues estimated that in 2008 contraceptive use in 172 countries averted 272,040 maternal deaths, and that satisfying unmet need for contraceptive methods could prevent another 104,000 deaths per year². Cleland *et al.* made nearly identical estimates using a different methodology³. Additionally, Canning and Schultz evaluated the economic consequences of family planning, including increases in female labor force participation and proportion of women in paid employment⁴.

However, after reaching a global peak following the 1994 International Conference on Population and Development (ICPD) in Cairo, both financial support and political commitment for family planning have been insufficient, and they even declined in the decade prior to 2012^{1,5}. On the other hand, the need for family planning increased due to population growth. With falling funding and growing population, the gap widens at both ends. Consequently, progress to increase access to contraception in developing countries has been slow. Women in sub-Saharan Africa, for example, continue having an average of more than five children⁶. Improvement of family planning related indicators in low- and middle-income countries has lagged behind that of indicators in other development sectors, such as education, child survival and infectious disease control. Contraceptive prevalence has increased by only 0.1% points annually during the first decade of the 21st century⁷. The reduction of maternal mortality fell short of its 2015 Millennium Development Goal (MDG)⁸.

Two major arguments have been made to promote investments in reproductive health: human rights and economic development. The first considers reproductive health to be a fundamental human right that should be delivered for its intrinsic value⁹. The second argues its instrumental value, particularly for stimulating economic growth and accelerating poverty reduction. A rapid reduction in fertility rate implies fewer births, and consequently a decline in dependency ratio (number of young and old dependents to

working-age population). Taking advantage of the economic opportunities arising from a favorable change in the population age structure is termed “the demographic dividend.”¹⁰ This concept focuses on changes in age structure, resulting from rapid fertility decline, which allow governments to shift scarce public resources from social maintenance programs such as daycare, housing, and foods to investments that better promote long-term development. A related framework that addresses the consequences of demographic change for consumption and income patterns over the life cycle, including for older populations, has brought the compound effect of early life investments into sharper relief¹¹. Implicitly, health reproduction is embedded in the fertility and mortality transitions that make possible the demographic dividend.

To improve access to contraceptive methods and to protect the rights of women and girls, a family planning summit in July 2012 launched the Family Planning 2020 (FP2020) Initiative, aiming to reach another 120 million women in the 69 poorest countries with modern contraceptives by 2020^{12,13}. As of the end of 2017, about 40 countries had made political commitments to this initiative (see <http://www.familyplanning2020.org/> for a full and up-to-date list).

This study’s objective is to estimate the fertility changes and associated economic benefits that would result from reaching the target of the FP2020 Initiative, using India and Nigeria as case studies. Those countries were chosen since they are respectively the most population Asian and African country under the FP2020 Initiative, and they have the required data for this study. The forecasting effort is aligned with multiple targets in the Sustainable Development Goals (SDGs) adopted by the United Nations in September 2015. For example, Target 3.7 proposes that “By 2030, ensure universal access to sexual and reproductive health-care service, including for family planning.”¹⁴ Another target, under gender goal, states that “Ensure universal access to sexual and reproductive health and reproductive rights.”¹⁴

Methods

To estimate the economic benefit for India and Nigeria of meeting unmet need for contraception, we compare total consumption for selected years from 2015 through 2030 under two difference scenarios of population growth and changes in age structure—one based on the projection of current contraceptive use patterns and the other based on gradually meeting all unmet need for contraception by 2030.

The contraceptive prevalence data come from World Contraceptive Use (WCU) 2015, assembled by the United Nations Development Programme (UNDP). The dataset covers modern contraceptive prevalence rate among married or in-union women aged 15-49 years (married MCPR). Fertility data were extracted from World Population Prospects (WPP) 2015, also produced by UNDP. Data on consumption are from the National Transfer Accounts (NTA) project¹⁵.

In order to encourage country ownership and accountability, the FP2020 Initiative set an overall target without setting country-specific goals. To make the predictions for India and

Nigeria, we assumed that all unmet need in 2012 is gradually satisfied by modern contraceptive methods by 2030. The projection is divided into two phases: 2012–2020 and 2020–2030. The first phase is based on an assumption that 64% of unmet need for family planning with modern methods is satisfied. This percentage would amount to 120 million additional married users of modern contraceptives in the 69 poorest countries by 2020—the FP2020 goal. Data on unmet need are available only for married women; therefore, we are not able to replicate exactly the FP2020 goal covering both married and sexually active unmarried women. As a result, our estimate is more conservative than the actual FP2020 target. We assume that the remaining 36% of unmet need is satisfied in the second phase, 2020–2030. Using the numbers of married women as projected in the UN database, we calculate the number of additional modern contraceptive users and the percentage of the demand for family planning satisfied by modern methods.

Our analytical approach has three main steps. First, we estimated the impact of increased modern contraceptive prevalence rate (mCPR) on the population age structure. The fertility change is calculated by the general fertility rate (GFR), defined as the yearly number of births per 1000 women of reproductive age. We chose GFR instead of total fertility rate (TFR), which is the number of children per woman if she was to experience the assumed aged-specific fertility rates, because GFR accounts for the age distribution of women. This is in line with the definition of the model covariate mCPR, which is the weighted average of age-specific contraceptive use rates with the age distribution of women as the weight. A quadratic relationship between GFR and mCPR was estimated¹⁶:

$$GFR_t = \beta_0 + \beta_1 * mCPR_t + \beta_2 * mCPR_t^2 + \epsilon_t \quad (1)$$

where GFR_t denotes the GFR at time t ; $mCPR_t$ denotes the mCPR at time t ; $\beta_0, \beta_1, \beta_2$ denotes coefficients; and ϵ_t denotes the random error term. Then with the estimated coefficients we predicted the GFR using the simulated mCPR under the FP2020 Initiative and SDG target.

In the second step we applied the estimated GFR to the population age structures from 2012 to 2020, employing the cohort component method (CCM). This is the demographic projection method used to generate World Population Prospects (WPP). Based on a transition matrix, population by age is projected from one period to the next. Following WPP 2015, our projections were made for five-year intervals up to age 90+. The basic equation for the CCM projection is:

$$P_{t+5} = M_{t,t+5} * P_t \quad (2)$$

where P_t is a column vector with elements denoting the age group-specific population at calendar time t ; P_{t+5} is the population vector for time $t + 5$. $M_{t,t+5}$ is a transition matrix constructed from age-specific fertility and mortality rates. Its elements, denoting fertility and survivorship at respective ages, are used to determine the births and deaths for each age group in each year. The age-specific survival probability was assumed to be constant

over time. While this is not realistic, it serves our purpose of estimating the effect of fertility change while controlling for other determinants of population growth.

In the third and last step, we applied the age-specific consumption data available from the National Transfer Accounts (NTA) project. The difference in total consumption between the UN scenario and the FP2020 scenario is considered to be an economic benefit of meeting the FP2020 goal of increased mCPR and the reduction in fertility that results.

The available NTA estimates for India and Nigeria are both for the year 2004, measured in US dollars (converted from Indian rupees and Nigerian naira using purchasing power parity (PPP)). As the economies of both countries are projected to continue growing, consumption per capita will increase in the projection period. In Nigeria the annual growth rate of real GDP per capita was 3.62% in the five-year period 2000–2005 and 4.07% for 2005–2010¹⁷. We apply a conservative estimate of 3% annual increase to consumption per capita. In India the annual growth rate of real GDP per capita was 5.41% for 2000–2005 and 7.11% for 2005–2010. We use a conservative estimate of a 5% annual increase to adjust consumption per capita. We further assume that this rate of increase in consumption is constant across all ages. Future saving is discounted to its present value to facilitate the cost-benefit analysis of the investment. An annual 3% discount rate was used to convert future savings to present discounted value (PDV), presented in Table 1. A comparison of investment in RH with the PDV of the future economic benefits informs policy-makers whether the allocation of resources is wise.

All statistical analyses were done with Stata (version 15).

Results

The observed mCPR to date is below the FP2020 targeted trajectory in both countries (Figure 1). The difference in mCPR implies missed opportunities in shifting the population age structure and reaping a demographic dividend. Figure 2 illustrates the trends of mCPR and GFR in India under the WPP projection and our assumed scenario of achieving the FP2020 target by 2020 and then meeting the SDG 3.7 goal of eliminating unmet need by 2030. The wide gap between the two curves calls for urgent effort and investment to accelerate progress in mCPR. The situation in Nigeria looks similar (Figure 2).

Table 1 presents the youth dependency ratio (YDR) under the two scenarios: the WPP forecast and the FP2020 Initiative. YDR is defined as the ratio of the number of children ages 0–14 years to the working population ages 15–64 years. The UN predicts an YDR of 43.2 in 2020 for India. Under the FP2020 scenario, the YDR would be reduced to 34.9. In other words, on average, the number of children that need to be supported by every 100 working-age people would decrease by 8 persons by following the FP2020 scenario. In Nigeria the YDR would drop by 10 in 2020, from the 84.3 predicted by the UN to 73.8 under FP2020. The resource savings at both household and national levels could be used to improve the quality of human capital and foster productive investments. This would translate into improved living conditions in both the short and long terms.

Table 1. Estimated present discounted value (PDV) of total consumption and consumption savings through gradually eliminating unmet need by 2030 (in billions of US\$, discounted to 2014).

Country	Year	Without FP2020 and SDG influences		Under FP2020 and SDG			
		Youth dependency ratio	Total consumption	Youth dependency ratio	Total consumption	Averted consumption	Averted consumption (%)
India	2015	43.4	2,520.0	38.8	2,518.2	1.8	0.07
	2020	43.2	2,962.9	34.9	2,944.7	18.2	0.62
	2025	40.7	3,451.6	36.4	3,403.1	48.5	1.40
	2030	38.8	3,986.4	31.3	3,896.7	89.7	2.25
Nigeria	2015	84.8	225.4	81.7	225.2	0.3	0.11
	2020	84.3	258.2	73.8	255.6	2.5	0.98
	2025	84.2	294.4	76.8	287.6	6.9	2.34
	2030	80.4	334.2	66.0	321.3	12.9	3.86

FP2020: Family Planning 2020; SDG: Sustainable Development Goals

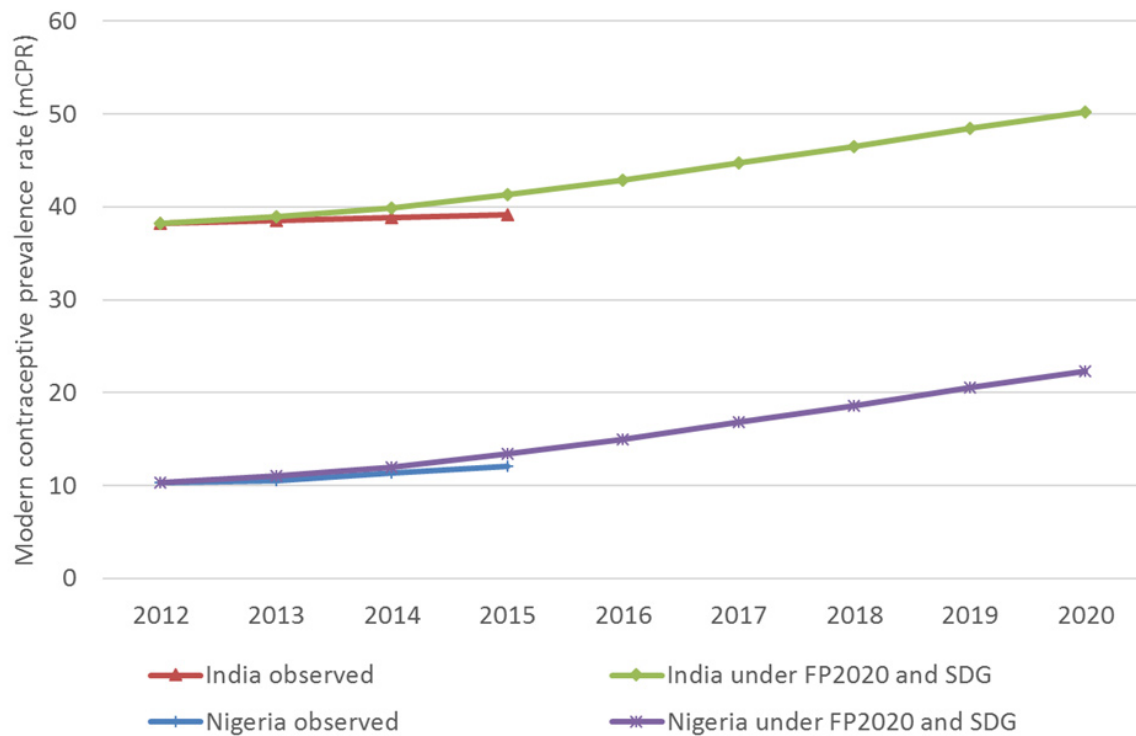


Figure 1. The trajectory of modern contraceptive use rates in India and Nigeria: observed and targeted.

The economic benefits of satisfying unmet need are substantial in both countries. As Table 1 shows, India would save US\$18.2 billion (PPP) in consumption expenditures in 2020 if the FP2020 goal were to be achieved. In Nigeria the consumption expenditures saved would be US\$2.5 billion (PPP) in 2020. These estimates have obvious implications for the cost-benefit analysis of FP2020 and are consistent with those reported by previous studies^{18–20}.

Clearly, the consumption expenditures saved is only one of many economic benefits of FP2020. Numerous studies have provided evidence for other social benefits of increased use of contraceptives^{21,22}. Our estimates show that, even considering only the consumption expenditure savings, investment in the goals outlined by FP2020 will be a wise use of resources in both countries.

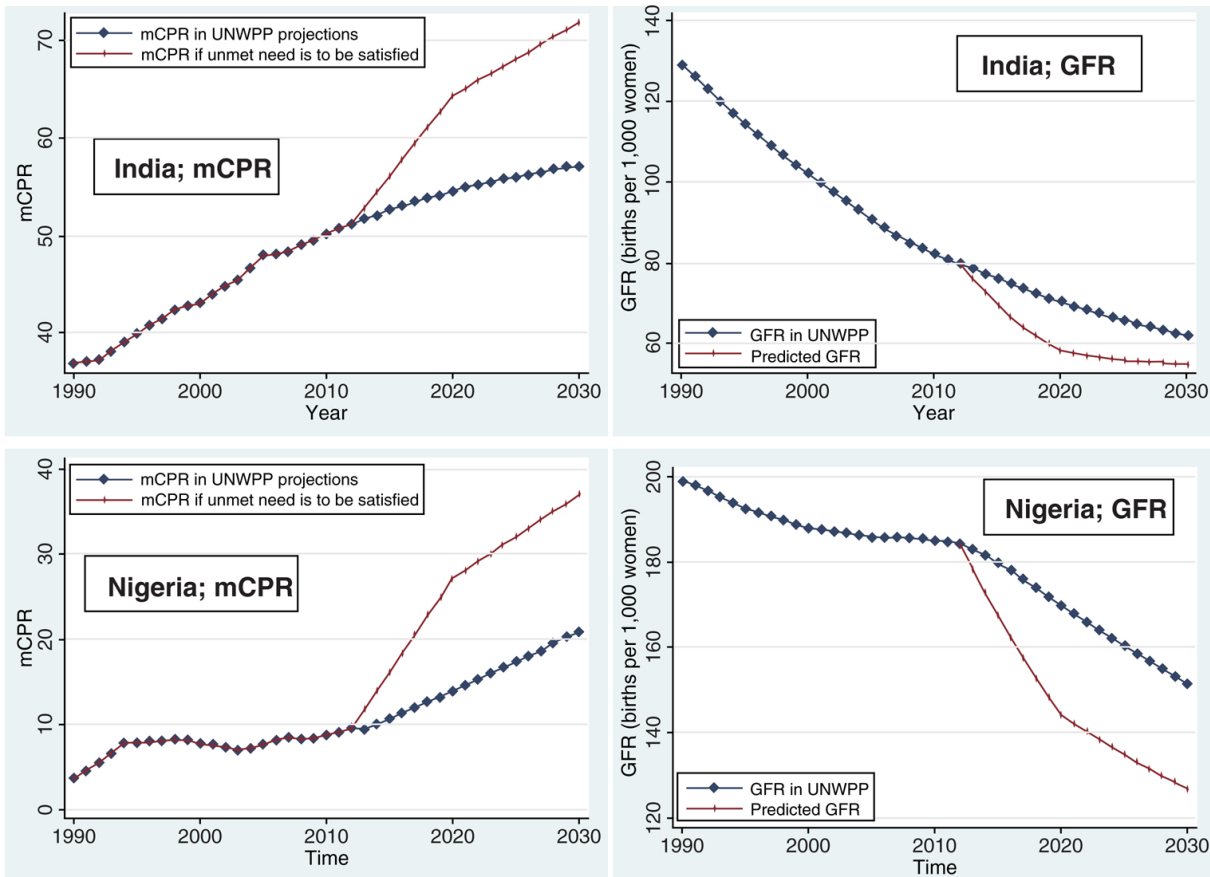


Figure 2. Trends of modern contraceptive prevalence rate (mCPR) and general fertility rate (GFR), 1990–2030, in India and Nigeria in UN World Population Prospects, 2015 and scenario of satisfying unmet need by 2030.

Discussion

To our knowledge, this is the first economic evaluation of the FP2020 and SDG family planning goals. Those goals are quite ambitious, considering the slow progress towards increasing mCPR in the decade prior to FP2020. Greater financial investment and a stronger political will are crucial to the success of the Initiative. By demonstrating one of the many economic benefits of increased mCPR and consequently reduced fertility, this paper hopes to encourage greater investment in family planning programs and to underscore the need to foster the stronger political will necessary to ensure achievements in this field. The tremendous savings on consumption expenditure could be invested in many other areas, such as making better education available and affordable to more people, particularly girls, and building more infrastructure needed to stimulate further economic development. At the same time, greater access to contraception would save more women’s lives, improve the health of many more women and their children, promote economic empowerment particularly for women, and enable people to exercise their fundamental human right to determine for themselves the number and spacing of their children.

Data availability

All data used in the study are freely available online (no registration needed). Below are links to access the datasets:

- World Contraceptive Use 2015: <http://www.un.org/en/development/desa/population/publications/dataset/contraception/wcu2015.shtml>
- World Population Prospects 2015: <https://esa.un.org/unpd/wpp/>
- National Transfer Account: <http://www.ntaccounts.org>

Competing interests

No competing interests were disclosed.

Grant information

Bill and Melinda Gates Foundation [OPP117_01].

The funders had no role in study design, data collection and analysis, decision to publish, or preparation of the manuscript.

References

1. Cleland J, Bernstein S, Ezeh A, *et al.*: **Family planning: the unfinished agenda.** *Lancet.* 2006; **368**(9549): 1810–27.
[PubMed Abstract](#) | [Publisher Full Text](#)
2. Ahmed S, Li Q, Liu L, *et al.*: **Maternal deaths averted by contraceptive use: an analysis of 172 countries.** *Lancet.* 2012; **380**(9837): 111–25.
[PubMed Abstract](#) | [Publisher Full Text](#)
3. Cleland J, Conde-Agudelo A, Peterson H, *et al.*: **Contraception and health.** *Lancet.* 2012; **380**(9837): 149–56.
[PubMed Abstract](#) | [Publisher Full Text](#)
4. Canning D, Schultz TP: **The economic consequences of reproductive health and family planning.** *Lancet.* 2012; **380**(9837): 165–71.
[PubMed Abstract](#) | [Publisher Full Text](#)
5. Cohen SA: **London summit puts family planning back on the agenda, offers new lease on life for millions of women and girls.** *Guttmacher Policy Review.* 2012; **15**(3): 20–4.
[Reference Source](#)
6. Ezeh AC, Bongaarts J, Mberu B: **Global population trends and policy options.** *Lancet.* 2012; **380**(9837): 142–8.
[PubMed Abstract](#) | [Publisher Full Text](#)
7. UNFPA: **State of World Population.** 2012.
[Reference Source](#)
8. Victora CG, Requejo JH, Barros AJ, *et al.*: **Countdown to 2015: a decade of tracking progress for maternal, newborn, and child survival.** *Lancet.* 2016; **387**(10032): 2049–59.
[PubMed Abstract](#) | [Publisher Full Text](#)
9. Baird D: **A fifth freedom?** *Br Med J.* 1965; **2**(5471): 1141–8.
[PubMed Abstract](#) | [Publisher Full Text](#) | [Free Full Text](#)
10. Bloom DE, Canning D, Sevilla J: **The demographic dividend: A new perspective on the economic consequences of population change.** Rand Corporation. 2003.
[Reference Source](#)
11. Mason A, Lee R: **Reform and support systems for the elderly in developing countries: capturing the second demographic dividend.** *Genus.* 2006; **62**(2): 11–35.
[Reference Source](#)
12. Brown W, Druce N, Bunting J, *et al.*: **Developing the “120 by 20” Goal for the Global FP2020 Initiative.** *Stud Fam Plann.* 2014; **45**(1): 73–84.
[PubMed Abstract](#) | [Publisher Full Text](#)
13. Cahill N, Sonneveldt E, Stover J, *et al.*: **Modern contraceptive use, unmet need, and demand satisfied among women of reproductive age who are married or in a union in the focus countries of the Family Planning 2020 initiative: a systematic analysis using the Family Planning Estimation Tool.** *Lancet.* 2017; pii: S0140-6736(17)33104-5.
[PubMed Abstract](#) | [Publisher Full Text](#) | [Free Full Text](#)
14. UN: **Transforming our world: the 2030 agenda for sustainable development.** (accessed May 6 2016).
[Reference Source](#)
15. Lee R, Mason A, members of the NTA Network: **Is low fertility really a problem? Population aging, dependency, and consumption.** *Science.* 2014; **346**(6206): 229–34.
[PubMed Abstract](#) | [Publisher Full Text](#) | [Free Full Text](#)
16. Liu L, Becker S, Tsui A, *et al.*: **Three methods of estimating births averted nationally by contraception.** *Popul Stud (Camb).* 2008; **62**(2): 191–210.
[PubMed Abstract](#) | [Publisher Full Text](#)
17. WB: **World Development Indicators.** 2016 ed. 2016.
[Reference Source](#)
18. Cleland K, Peipert JF, Westhoff C, *et al.*: **Family planning as a cost-saving preventive health service.** *N Engl J Med.* 2011; **364**(18): e37.
[PubMed Abstract](#) | [Publisher Full Text](#)
19. Hughes D, McGuire A: **The cost-effectiveness of family planning service provision.** *N Engl J Med.* 1996; **18**(2): 189–96.
[PubMed Abstract](#) | [Publisher Full Text](#)
20. Mwaikambo L, Speizer IS, Schurmann A, *et al.*: **What works in family planning interventions: a systematic review.** *Stud Fam Plann.* 2011; **42**(2): 67–82.
[PubMed Abstract](#) | [Publisher Full Text](#) | [Free Full Text](#)
21. Lewis MA: **Do contraceptive prices affect demand?** *Stud Fam Plann.* 1986; **17**(3): 126–35.
[PubMed Abstract](#) | [Publisher Full Text](#)
22. Requejo JH, Bryce J, Barros AJ, *et al.*: **Countdown to 2015 and beyond: fulfilling the health agenda for women and children.** *Lancet.* 2015; **385**(9966): 466–76.
[PubMed Abstract](#) | [Publisher Full Text](#)

Open Peer Review

Current Peer Review Status:   

Version 1

Reviewer Report 16 April 2018

<https://doi.org/10.21956/gatesopenres.13867.r26331>

© 2018 Akinyemi A. This is an open access peer review report distributed under the terms of the [Creative Commons Attribution License](#), which permits unrestricted use, distribution, and reproduction in any medium, provided the original work is properly cited.



Akanni Akinyemi 

Department of Demography and Social Statistics, Obafemi Awolowo University, Ile Ife, Nigeria

The article reinforces the importance on investment in family planning for economic growth as part of ongoing discourse on demographic dividend. The choice of the two countries for the model is appropriate and well justified. However, beyond the call for investment in education education and family planning, there is the need for economic empowerment particularly for women in order for both countries to reap her demographic dividend.

Is the work clearly and accurately presented and does it cite the current literature?

Yes

Is the study design appropriate and is the work technically sound?

Yes

Are sufficient details of methods and analysis provided to allow replication by others?

Yes

If applicable, is the statistical analysis and its interpretation appropriate?

Yes

Are all the source data underlying the results available to ensure full reproducibility?

Yes

Are the conclusions drawn adequately supported by the results?

Yes

Competing Interests: No competing interests were disclosed.

Reviewer Expertise: Social Demography, Reproductive Health, Migration and aging

I confirm that I have read this submission and believe that I have an appropriate level of expertise to confirm that it is of an acceptable scientific standard.

Author Response 06 Jul 2018

Qingfeng Li, Johns Hopkins Bloomberg School of Public Health, Baltimore, USA

Thanks for taking time to review our manuscript. We agree with with reviewer that the realization of the projected economic benefits is not automatic, but requires policy interventions, such as empowering women. We have revised the manuscript to incorporate this suggestion.

Competing Interests: None declared

Reviewer Report 03 April 2018

<https://doi.org/10.21956/gatesopenres.13867.r26332>

© 2018 Gu B. This is an open access peer review report distributed under the terms of the [Creative Commons Attribution License](#), which permits unrestricted use, distribution, and reproduction in any medium, provided the original work is properly cited.



Baochang Gu

Center for Population and Development Studies, Renmin University of China, Beijing, China

The short essay carried an exercise to demonstrate how the increase in contraceptive use by the goals set up by the FP2020 initiative and SDG2030 target, may bring down fertility and create a shift in population age structure favourable to economic growth.

It is appropriate to pick up India and Nigeria for case studies given that they are “the most populous Asia and African country under the FP2020 initiative”. But meanwhile, it should be noted that between the two countries comparatively India’s fertility is much lower and contraceptive use is much higher while the potential in population growth is much greater in Nigeria. The differences at the onset may affect their prospect when embarking on toward the FP2020 initiative and SDG2030 target.

To display the changes in age structure the authors may consider to constructing the population pyramids for the countries from present to 2020 and to 2030, which may make it more intuitive to policy makers as well as the general public.

It will be helpful to say a few words what is GFR and why it is chosen as fertility indicator in the exercise.

Is the work clearly and accurately presented and does it cite the current literature?

Yes

Is the study design appropriate and is the work technically sound?

Yes

Are sufficient details of methods and analysis provided to allow replication by others?

Yes

If applicable, is the statistical analysis and its interpretation appropriate?

Yes

Are all the source data underlying the results available to ensure full reproducibility?

Yes

Are the conclusions drawn adequately supported by the results?

Yes

Competing Interests: No competing interests were disclosed.

Reviewer Expertise: Social Demography, Fertility, Family Planning, Migration, Urbanization, Reproductive Health

I confirm that I have read this submission and believe that I have an appropriate level of expertise to confirm that it is of an acceptable scientific standard.

Author Response 06 Jul 2018

Qingfeng Li, Johns Hopkins Bloomberg School of Public Health, Baltimore, USA

Thanks for the suggestions. We have added the definition for GFR and explained why we chose GFR over TFR as a fertility measure.

Pyramid is a great visualization tool particularly for policy makers, but unfortunately we are not able to make pyramids in this study because our estimation is not disaggregated by sex.

Competing Interests: None declared.

Reviewer Report 03 April 2018

<https://doi.org/10.21956/gatesopenres.13867.r26302>

© 2018 Singh . This is an open access peer review report distributed under the terms of the [Creative Commons Attribution License](#), which permits unrestricted use, distribution, and reproduction in any medium, provided the original work is properly cited.



Kaushalendra Kumar Singh 

Department of Statistics, Institute of Science, Banaras Hindu University, Varanasi, India

During the recent years, the issue of demographic dividend has received wide attention from economists, demographers, policymakers. However, most of the discussion has centered on harvesting the dividend and the timing of dividend, in particular, the timing of opening and closing the window of opportunity. This paper addresses an important aspect of dividend, namely, the tremendous economic benefits from meeting the FP2020 and SDG family planning targets demonstrate the cost-effectiveness of investment in promoting access to the role of modern family planning in the dividend.

The paper is a valuable addition to the literature on demographic dividend and I recommend it for acceptance after incorporating/clarifying following points.

A few points for the consideration of the author(s) are given below.

1. India is country where traditional method of contraceptive is also popularly used in the society, which should be taken into account.
2. TFR may be used to calculate fertility change in the place of GFR.
3. In equation 1, I think something is missing. Correct it.

Is the work clearly and accurately presented and does it cite the current literature?

Yes

Is the study design appropriate and is the work technically sound?

Yes

Are sufficient details of methods and analysis provided to allow replication by others?

Yes

If applicable, is the statistical analysis and its interpretation appropriate?

Yes

Are all the source data underlying the results available to ensure full reproducibility?

Yes

Are the conclusions drawn adequately supported by the results?

Yes

Competing Interests: No competing interests were disclosed.

I confirm that I have read this submission and believe that I have an appropriate level of expertise to confirm that it is of an acceptable scientific standard.

Author Response 06 Jul 2018

Qingfeng Li, Johns Hopkins Bloomberg School of Public Health, Baltimore, USA

Thanks for the suggestions.

Traditional contraceptive methods are not accounted for in this study because both FP2020 and SDG focus on modern methods.

As noted in our response to reviewer #2, we have included a justification of using GFR instead of TFR in this study.

Equation 1 seems correct to us, but we have added notation definitions below the equation. Hopefully that clarifies the model specification.

Competing Interests: None declared.

