



ISSN 1810-3030 (Print) 2408-8684 (Online)

Journal of Bangladesh Agricultural UniversityJournal home page: <http://baures.bau.edu.bd/jbau>, www.banglajol.info/index.php/JBAU**Economic analysis of tilapia farming in some selected area of Dinajpur District: A comparison between monoculture and polyculture**✉ Zannatul Ferdoushi¹, Zubaida Parveen Patwary², Yeasmin Ara¹ and Masud Rana³¹Department of Fisheries Management, Hajee Mohammad Danesh Science and Technology University, Dinajpur²Department of Aquaculture, Hajee Mohammad Danesh Science and Technology University, Dinajpur³Department of Fisheries Technology, Bangladesh Agricultural University, Mymensingh-2202, Bangladesh

ARTICLE INFO

**Abstract***Article history:*

Received : 06 December 2018

Accepted : 22 February 2019

Published: 31 March 2019

Keywords:

Economic analysis, Tilapia farming, Monoculture and Polyculture

Correspondence:

Zannatul Ferdoushi

✉: zannat199bd@yahoo.com**Copyright:**

©2019 by authors and BAURES. This work is licensed under the Creative Commons Attribution International License (CC By 4.0).

The study was conducted to assess the cost and return from tilapia farming. Fifty homestead aquaculture ponds practicing monoculture and polyculture of tilapia (25 farmers from each category) were selected for this study. Data had been collected through face to face interview by using a structured questionnaire during April to September 2015 from the selected farmers of Dinajpur districts. The results from the survey revealed that both the tilapia monoculture and polyculture farming were profitable. However, the average total cost per hectare per production period was found higher (Tk. 332,712.08) in tilapia monoculture than tilapia culture with carps (Tk. 241,722.34). Moreover, the net margin was also found higher in tilapia monoculture with benefit cost ratio 1.51. Whereas, the benefit cost ratio in polyculture farming was 1.34.

Introduction

Bangladesh has huge potential for tilapia farming due to its rapid growth rate and high market value, thus become one of the most popular commercial culturable species in Bangladesh (ADB, 2005; Rahman, 2012). A considerable number of farmers in the rural area have been involved in tilapia farming due to its profitability. The fish attains a marketable size usually 100 to 150 gm within four months of its culture period, which allows the farmer to get minimum of two yields in a year (Hussain *et al.*, 2000; Hussain *et al.*, 2004). Tilapia can be cultured with different fish species such as African catfish (Ibrahim *et al.*, 2010), *Macrobrachium rosenbergii* (Goda *et al.*, 2010; Asaduzzaman *et al.*, 2009) and carp fish (Frei *et al.*, 2007). Fish farmers in Dinajpur district are also not exception. Most of the farmers in Dinajpur district are practicing the tilapia farming with different carp species, while others are involved in commercial tilapia monoculture. However, in these areas, tilapia farmers are not technically advanced like the other parts of Bangladesh (Barman *et al.*, 2003).

Though Hasan *et al.* (1997) observed productivity analysis of tilapia monoculture and polyculture, information about cost and benefit of tilapia monoculture and polyculture is very few (Rahman *et al.* 2012). Moreover, farmers often have inadequate

information about the marginal impact of factors affecting the production. They can adopt new and improved technology but sometimes due to some constraints such as, lack of capital or lack of proper knowledge on farming and also lack of information on input-output relationship in farm level lead to lower output as well as failure to exploit the technology. Therefore, for viable and sustainable aquaculture, it is urgent need to identify the important cost components, input-output parameter relationships. All information will be helpful for management practice. In addition, it is very much essential for the management and development of a farm to know the production cost and performance as well. Considering the importance of economic analysis, the current study was undertaken to observe the potentiality in tilapia farming through assessing the cost and return from homestead tilapia monoculture and polyculture farming of Dinajpur district.

Methodology

The study was conducted in Sadar Upazila of Dinajpur district where most of the farms of the district are located. Data were collected from April to September 2015 following a simple random sampling technique in order to assess costs and returns from tilapia monoculture and tilapia culture with carps from a total of 50 farmers (25 from each farming). The individuals

Cite this article

Ferdoushi, Z., Patwari, Z.P., Ara, Y. and Rana, M. 2019. Economic analysis of tilapia farming in some selected area of Dinajpur District: A comparison between monoculture and polyculture. *Journal of Bangladesh Agricultural University*, 17(1): 117–121. <https://doi.org/10.3329/jbau.v17i1.40673>

were selected for face to face interviews using a structured questionnaire. Again the gathered information were crosschecked by interviewing the key informants (relevant NGOs, Department of Fisheries staffs in the field level). In the present study, descriptive statistics (sum, average, percentage, ratio etc.) were used for different cost and return analysis.

Cost-benefit analysis

Several variable costs like stocking cost, liming cost, fertilizers and chemical cost, labour and marketing cost were estimated during the period of farming. There were some fixed costs such as land rent, pond preparation as well. In addition, Interest on Operating Cost (IOC) was calculated by taking into account the variable cost in this study. The standard formula for calculation of interest on operating capital is as follows:

Interest on Operating Capital = $Al.i.t$ (Miah, 1988)

Where,

Al = Total investment/2

i = interest which is 10 per year

t = time duration of the culture period

Cost and return analysis were performed on both variable and total cost basis. To achieve the objectives of the study a simple tabular analysis was done.

The following profit (Π) equation was used to assess the profitability:

$$\begin{aligned} \Pi_i &= \sum_{i=1}^n Q_i P_i - TC \\ &= \sum_{i=1}^n Q_i P_i - (VC + FC) \end{aligned}$$

Where

i = 1,2,3,...n

Π_i = profit from i^{th} tilapia production (Taka per ha per production period)

Q_i = Quantity of the i^{th} product;

P_i = Average price of the i^{th} product

TC = Total Cost; VC = Variable Cost; FC = Fixed Cost

Gross Return

Gross return was calculated by simple multiplying the total volume of output of it's per unit of price in the harvesting period (Dilon and Hardaker, 1993).

Gross Margin

Gross margin calculation was done to have an estimate of the difference between total return and total variable costs.

$$GM = TR - TVC$$

Net Return/Margin

Net return was calculated by deducting total costs (variable and fixed) from gross return (Total return).

$$NM = TR - TC$$

Results

Cost analysis

Different variable and fixed cost were associated in tilapia farming. The average total variable cost acquired 88.84% (tilapia monoculture) and 82.52% (tilapia polyculture) of the total cost of production during the production period (Fig. 1). The variable costs include stocking, feed, labor, liming, fertilization and chemical, marketing cost etc. (Fig. 2). Some pre-stocking management costs were also observed in farming as pond preparation, liming, fertilizer application etc. On the other hand, post-stocking management mainly involved feeding, liming, fertilization and using of different chemicals as disinfection during the production period (Table 1).

The average total fixed cost per hectare per production period were Tk. 43,795.18 (13.16% of the total cost of production) and Tk. 42,102.55 (17.42% of the total cost of production) for tilapia monoculture and polyculture respectively (Table 1, Fig. 1). Land rent was also found alike in tilapia monoculture (Tk. 30,755.93 per ha) and tilapia polyculture (Tk. 30,713 per ha). However, pond preparation cost was higher for tilapia monoculture (Tk. 7,223.07 per ha) than tilapia polyculture (Tk. 6,398.44 per ha).

However, stocking of fingerlings is one of the major input costs in tilapia farming. Farmers were found to purchase fingerlings from the local fry sellers and/or from hatcheries. The stocking cost was calculated based on the actual prices paid. The average stocking cost per hectare per production period constituted Tk. 65,607.09 and Tk. 52,847.45 for tilapia monoculture and polyculture respectively (Table 1).

Present study also revealed that feed cost comprised the highest share in monoculture (Tk. 125,295.85 per ha per production period) followed by polyculture (Tk. 71,419.18 per ha per production period). In addition, farmers were found to use lime in the pond before winter for disinfection purpose. The average liming cost per production period constituted 1.89% and 1.36% of the total cost for tilapia mono and polyculture respectively (Fig. 2). Moreover, farmers were also found to apply two types of fertilizers: organic (mainly cow dung); inorganic (urea and TSP) and different types of chemicals (Geolite for ammonia reduction, Oxy-plus or Oxy flow for supplying dissolved oxygen; antibiotics to treat bacterial disease; $KMnO_4$ as disinfectants), during culture period. However, the average cost per production period for fertilizers and other chemicals were 2.89% and 4.22% of total cost in tilapia mono and polyculture (Fig. 2).

Moreover, human labor is required in different operations including management starting from pond preparation to harvesting and finally for marketing. Comparatively higher labor cost per production period

was occurred in tilapia monoculture (Tk. 71,021.70 per ha) than polyculture (Tk. 53,492.14 per ha). Whereas, average marketing cost constituted about 3.34% and 3.46% of the total cost in case of tilapia monoculture and polyculture respectively. Average total cost per ha was Tk. 332,712.08 for tilapia monoculture which was more than tilapia polyculture (Tk. 241,722.34).

per production period followed by tilapia polyculture (Tk. 522,750.80). Corresponding with average gross revenue, average gross margin was found quite higher in case of tilapias monoculture (Tk. 494,017.70) than tilapia polyculture (Tk.323,131.00) with carps (Table 1). Considerable variation in average net margin was also observed between two farming systems of tilapia culture, which were Tk. 450,222.52 for tilapia monoculture and Tk. 281,028.46 for tilapia culture with carps. The benefit cost ratios were estimated as 1.51 and 1.34 for tilapia monoculture and tilapia polyculture respectively.

Profitability analysis

Profitability analysis includes analysis of gross revenue, gross margin, net return or margin and benefit cost ratio. The farmers involved in tilapia monoculture received the highest average gross return (Tk.782,940.60) per hectare

Table 1. Different costs (Tk. per ha) in tilapia monoculture and polyculture

Cost Type	Tilapia Monoculture n=25	Tilapia Polyculture n=25
Variable Cost (VC)		
Stocking	65,607.09±10,578.33	52,847.45± 13,988.01
Feed	125,295.85±27,332.53	71,419.18± 10,687.94
Liming	6,279.40±1,469.50	3,290.63± 261.79
Fertilization and chemical	9,606.14±1,171.00	10,205.66± 1,830.07
Labor	71,021.70±3,393.40	53,492.14± 3,749.56
Marketing	11,112.71±5,207.02	8,364.74± 1,162.45
Total Variable Cost (VC)	288,922.90±33,689.50	199,619.80± 16,825.28
2. Fixed Cost (FC)		
Land rent	30755.93±2,969.82	30,713.61± 1,756.61
Pond preparation	7,223.07±842.24	6,398.44± 685.93
Interest	5,816.18±1,053.04	4,990.49± 420.63
Total Fixed Cost (FC)	43,795.18±3,415.35	42,102.55± 1,705.36
Total Cost (VC+FC)	332,718.08±34,881.26	241,722.34± 17,425.62
Farm size (ha)	0.17±0.01	0.20±0.02
Price per kg of fish	128.4±3.45	101.40±5.31
Yield per ha per production period	6,095.96±407.86	5,157.36±329.23
Gross Revenue (Tk per ha per production period)	782,940.6±59,211.86	522,750.8± 40,797.89
Gross Margin (Tk per ha per production period)	494,017.70±59372.85	323,131.00± 38,519.14
Net Margin (Tk per ha per production period)	450,222.52±59,349.77	281,028.46± 38427.59
Benefit Cost Ratio	1.51±0.28	1.34± 0.19

n indicates sample size. Data presented as mean ± standard deviation

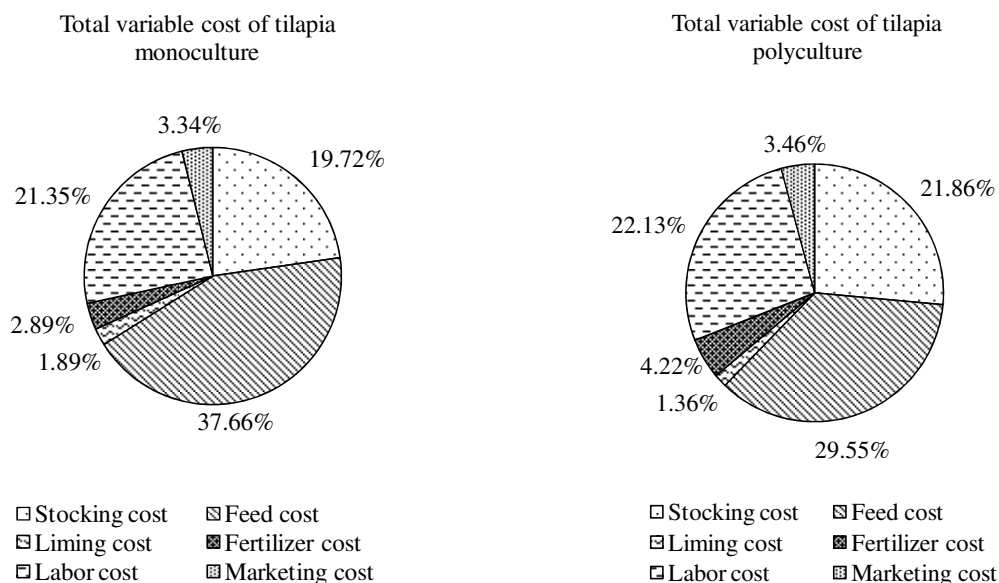
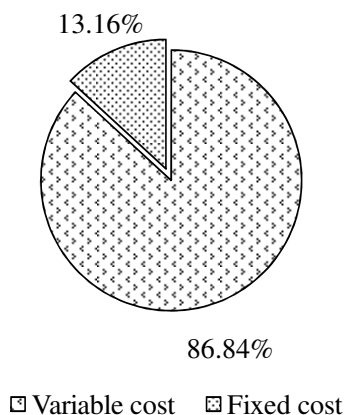


Fig. 1. Costs of tilapia monoculture and polyculture in the study area

Total cost of tilapia monoculture



Total cost of tiapia polyculture

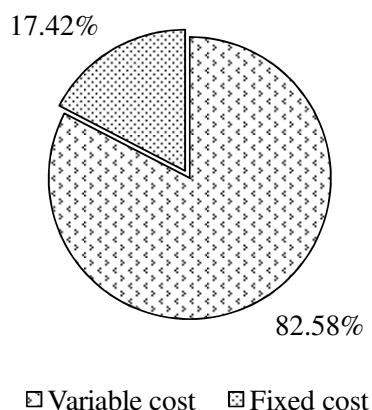


Fig. 2. Total variable cost of tilapia farmers in the study area

Discussion

In tilapia farming, variable costs accounted for 94% (Ahmed, 2007) and 81.83% (Boateng *et al.*, 2013) of total cost. Present survey also revealed the similar findings. Moreover, Abdelghany and Ahmad (2002) reported the total cost (US\$/ha) as Tk. 2759.00 (215202.00 BDT/ha) in tilapia polyculture which is also alike with the present observation. Among different variable cost, the feed cost was the major cost in both tilapia-farming systems. Rahman *et al.*, (2012) recorded similar observation in intensive tilapia culture where the cost of feed constituted the highest cost item. While in polyculture, tilapia can take the advantage of many natural foods available in ponds, which may be a reason of less average feed cost in mixed culture system of tilapia. On the other hand, labor cost was found the second major cost. Boateng *et al.*, (2013) also observed labor cost (10%) as second major proportion of the total of tilapia production following feeding cost. However, labor cost would vary under each particular case, location and season. In addition, marketing cost was more than 3% of the total variable cost in both farming practices. As marketing cost associates with the market distance from the farms and with the production level.

Maximum gross revenue was reported in monoculture farming than polyculture system. It might be due to higher production. The outcome of benefit cost ratio specify that tilapia monoculture farmers were able to recover Tk. 1.51 whereas, tilapia polyculture farmers were get back a return of Tk. 1.34 per Tk. 1.0 investment which may be due to higher revenue with minimum production costs. Khan *et al.*, (2008) also observed higher benefit cost ratio (1.46) for tilapia monoculture in Mymensingh.

Conclusion

Findings from the above survey carried different cost benefit information, which will be helpful for the

farmers in homestead and commercial tilapia farming system. It is also clear that both tilapia mono and polyculture is profitable. However, the average total cost of tilapia monoculture was found maximum due to high feed cost. Therefore, different supplementary low cost feed with proper application of technical knowledge will encourage the tilapia farmers to continue their sustainable homesteads and commercial fish farming in Bangladesh.

References

- Abdelghany, A.E. and Ahmad, M.H., 2002. Effects of feeding rates on growth and production of Nile tilapia, common carp and silver carp polycultured in fertilized ponds. *Aquaculture Research*, 33 (6): 415–423. <https://doi.org/10.1046/j.1365-2109.2002.00689.x>
- Ahmed, N. 2007: Economics of aquaculture feeding practices: Bangladesh. In M. R. Hasan, (ed). Economics of aquaculture feeding practices in selected Asian countries. *FAO Fisheries Technical Paper*. No. 505, Rome, FAO, pp. 33–64. PMID:18073168
- Asaduzzaman, M., Wahab, M.A., Verdegem, M. C. J., Benerjee, S., Akter, T., Hasan, M. M. and Azim, M. E., 2009. Effects of addition of tilapia *Oreochromis niloticus* and substrates for periphyton developments on pond ecology and production in C/N-controlled freshwater prawn *Macrobrachium rosenbergii* farming systems. *Aquaculture*, 287(3–4): 371–380. <https://doi.org/10.1016/j.aquaculture.2008.11.011>
- Asian Development Bank. Operations Evaluation Department, 2005. An evaluation of small-scale freshwater rural aquaculture development for poverty reduction. Asian Development Bank. Manila, Philippines, pp. 7–28.
- Barman, B.K., Little, D.C. and Janssen, J., 2003. Tilapia culture systems in Bangladesh. *Global Aquaculture Advocate*, 6(4): 31–33.
- Boateng, V.F., Alhassan, E.H., Saahene, Y., Nensom, E. and Abarike, E.D., 2013. Profitability Analysis of all-male Tilapia Farming in Sekyere South and Bosomtwe Districts of Ashanti Region. *Agriculture and Biology Journal of North America*, 4(5): 568–575.
- Dilon, J.L. and Hardaker, J.B., 1993. Farm management research for small farmer development. 2nd ed., FAO Farm System Manage Series, 6: 302.
- Frei, M., Razzak, M.A., Hossain, M.M., Oehme, M., Dewan, S. and Becker, K., 2007. Performance of common carp, *Cyprinus carpio* L. and Nile tilapia, *Oreochromis niloticus* (L.) in

- integrated rice–fish culture in Bangladesh. *Aquaculture*, 262(2-4): 250–259.
<https://doi.org/10.1016/j.aquaculture.2006.11.019>
- Goda, A.M.A.S., Wafaa, M.I.A.H., Omar, E.A., El-Bermawey N.M. and Hebalah, S.M.A., 2010. Influence of different dietary protein levels and feeding frequencies on growth performance and feed utilization of the Giant freshwater prawn, *Macrobrachium rosenbergii* with the Nile tilapia, *Oreochromis niloticus* in polyculture. *Egyptian Journal of Aquatic Biology and Fisheries*, 14(2): 53–67.
<https://doi.org/10.21608/ejabf.2010.2061>
- Hassan, S., Edwards, P. and Little, D.C., 1997. Comparison of tilapia monoculture and carp polyculture in fertilized earthen ponds. *Journal of the World Aquaculture Society*, 28(3): 268–274.
<https://doi.org/10.1111/j.1749-7345.1997.tb00642.x>
- Hussain, M.A., Roy, R., Rahmatullah, S.M. and Kohinoor, A.H.M., 2004. Effect of stocking density on the growth and survival of GIFT tilapia, (*Oreochromis niloticus*) fed on formulated diet. *Journal of Agriculture and Rural Development*, 2 (1): 127–133.
- Hussain, M.G., Kohinoor, A.H.M., Islam, M.S., Hossain, M.A., Dey, M.M. and Mazid, M. A., 2000. Growth and production performances of gift strain of Nile tilapia, *Oreochromis niloticus* L., in ponds and cages under different farming conditions in Bangladesh. *Journal of the Aquaculture in the Tropics*, 15 (3): 273–280.
- Ibrahim, N. and Naggat, G.E., 2010. Water quality, fish production and economics of Nile tilapia, *Oreochromis niloticus*, and African catfish, *Clarias gariepinus*, monoculture and polycultures. *Journal of the World Aquaculture Society*, 41(4): 574–582.
<https://doi.org/10.1111/j.1749-7345.2010.00397.x>
- Khan, S., Hossain, M.S. and Hossain, M.M., 2008. Production and economics of GIFT strain of tilapia (*Oreochromis niloticus*) in small seasonal ponds. *Progressive Agriculture*, 19(1): 97–104. <https://doi.org/10.3329/pa.v19i1.17360>
- Miah, M.T.H., 1988. Appraisal of deep and shallow tubewell irrigation projects in the Tangail district in Bangladesh. Bangladesh *Journal of Agricultural Economics*, 11(1): 1–29.
- Rahman, M.M., 2005. Socio-economic aspects of tilapia farming in some selected areas of Mymensingh District. M.S. thesis. Department of Aquaculture, Bangladesh Agricultural University, Mymensingh, pp. 93.
- Rahman, M.M., Shamsuzzaman, M., Mahmood, S., Sarker, S. and Alam, F. 2012. Economics of Tilapia Culture in Watershed Pond in Bangladesh. *Journal of Aquaculture Research and Development*, 3(5): 1–5.
<https://doi.org/10.4172/2155-9546.1000145>