


## Accepted Manuscript

Title: Pharmaceutical approaches to weight management:  
behavioral mechanisms of action

Authors: CA Roberts, P Christiansen, JCG Halford

PII: S2468-8673(19)30070-7  
DOI: <https://doi.org/10.1016/j.cophys.2019.04.017>  
Reference: COPHYS 173



To appear in:

Please cite this article as: Roberts C, Christiansen P, Halford J, Pharmaceutical approaches to weight management: behavioral mechanisms of action, *Current Opinion in Physiology* (2019), <https://doi.org/10.1016/j.cophys.2019.04.017>

This is a PDF file of an unedited manuscript that has been accepted for publication. As a service to our customers we are providing this early version of the manuscript. The manuscript will undergo copyediting, typesetting, and review of the resulting proof before it is published in its final form. Please note that during the production process errors may be discovered which could affect the content, and all legal disclaimers that apply to the journal pertain.

Pharmaceutical approaches to weight management: behavioral mechanisms of action

Roberts, C. A\*, Christiansen, P, Halford, J.C.G

Department of Psychological Sciences, University of Liverpool, UK

\*Corresponding Author: Dr Carl Roberts, Department of Psychological Sciences, University of Liverpool, Eleanor Rathbone Building, Bedford Street South, Liverpool, L69 7ZA. Email: Carl.roberts@liverpool.ac.uk.

#### HIGHLIGHTS:

Not required by the journal.

#### **Abstract:**

Pharmacotherapy as an adjunct to behaviour modification, may provide an effective addition to individual weight management plans in specialised weight management services. There are four FDA approved centrally acting weight-loss drugs (liraglutide, bupropion/naltrexone, lorcaserin, phentermine/topiramate), and several additional candidate drugs yet to receive approval. Each drug has a distinct pharmacological mechanism of action, and presumably will support eating behaviour modification in different ways. Here, we assess to what extent behavioural mechanisms of action have been characterised. We recommend a methodological platform to be introduced pre-

approval in order to achieve principal objectives of phase II and III trials (demonstrate efficacy), and afford stratification of responders to treatment, by behavioural and neurophysiological response.

Keywords: obesity; pharmacotherapy

### **Introduction:**

Obesity has now reached pandemic status across the developed and developing world (WHO, 2018). The escalating health, social, and economic impacts of this means that there is a pressing need for safe and effective treatments.

Pharmacotherapy may be one method to provide much needed assistance for patients to make the necessary behaviour modification to achieve meaningful weight loss. There is potential for a variety of weight-loss drugs to be used in specialist weight management services, each to be tailored to patient's individual needs. However currently not enough is being done to characterise responders to drug treatment, or fully appreciate drug effects on the minutiae of appetite expression, indeed it is notable that there is a huge variation in clinical response to drug therapy. In this review we discuss the mechanistic data available for the currently approved anti-obesity drugs, and the potential behavioural action of candidate drugs. We suggest that a behavioural and neuroimaging experimental platform should be utilised earlier in the drug approval process to assess how novel candidate weight-loss drugs will work on

a behavioural level enabling accurate identification on who the will benefit the most.

### **Behaviour change:**

Behaviour modification is the cornerstone of obesity management (Jensen et al., 2014). Changes in eating behaviour are necessary to reduce energy intake, and it is preferential for daily activity to be increased in order to expend more energy. However, making the necessary changes to eating behaviour is extremely difficult for many people. Individuals with obesity commonly have a biological vulnerability for overconsumption which is expressed in behaviours that comprise a susceptible behavioural phenotype for obesity (Blundell et al., 2005). Our (neuro)biological differences underpin our experienced differences in satiety (feelings of hunger, and fullness), food-reward (pleasure/enjoyment of eating, food craving, and ability of food to grab our attention), and ability to exert inhibitory control (stop ourselves from eating beyond our energetic needs) over our behaviour. In addition to this, behaviour is shaped by life-long learning, and change requires tackling habits that have become entrenched. Difficulties in adhering to behaviour change is further compounded by the fact that energy restriction causes increases in hunger, dysphoria, increased motivation to eat, and distraction by, and preoccupation with food. Taken together, this means that behaviour modification requires constant exertion in people who are already biologically predisposed to overeat.

**Personalised approach:**

A biopsychosocial approach to personalised weight management strategies includes utility of psychological interventions, pharmacotherapy, and if necessary bariatric surgery (Castelnuovo et al., 2017). Pharmacotherapy, as an adjunct to behaviour modification, may provide an effective addition to individual weight management plans in specialised weight management services if used correctly. Critically, if we wish to use weight-loss drugs as part of a personalised intervention, it is necessary to understand individual differences in patient experiences and their personal barriers to behaviour change, as well as how a drug therapy may impact the particular behaviours the patient exhibits. To achieve this, the behavioural mechanism of action of a drug needs to be characterised, and effectively communicated to patients and practitioners before implementing as part of a suite of personalised weight-management strategies.

**Currently approved drugs (EMA and or FDA approval)**

There are currently 2 EMA, and a further 2 FDA approved centrally acting medications for weight loss. Each of these drugs has a different pharmacological mechanism of action (see table 1 and figure 1), meaning that they ostensibly have a distinct behavioural mechanism of action, and act differently at important neural networks associated with satiety, reward and inhibitory control.

*Liraglutide 3mg (Saxenda):* The GLP-1 receptor agonist Liraglutide is approved for weight-loss by both the EMA and FDA at the 3.0mg injectable dose, due to it demonstrating efficacy of achieving weight loss in the Satiety and Clinical Adiposity-Liraglutide Evidence (SCALE) studies (Davies et al., 2015; Wadden et al., 2013; Blackmore et al., 2016). However mechanistic data are limited to one study with the approved 3.0mg dose (van Can et al., 2014), which showed liraglutide (3.0 and 1.8) reduced food intake at an *ad-libitum* lunch meal by 16% compared to placebo. Liraglutide increased post-meal satiety, and fullness ratings, and reduced prospective consumption. The proposed behavioural mechanism by which liraglutide 3.0mg produces weight-loss is by boosting satiety. However no other mechanistic data exist at the approved dose. Drug effects on hedonic aspects of eating and inhibitory control have yet to be tested, nor is there neuroimaging data available at this dose. Responders to liraglutide 3.0mg for weight-loss have yet to be properly characterised. Our mechanistic understanding of how this drug works primarily comes from data with the 1.8mg dose in diabetic populations (see Roberts et al., 2017 for review).

*Lorcaserin:* An FDA approved 5-HT<sub>2c</sub> receptor agonist. Patients have been shown to have higher chance of achieving 5% weight loss with lorcaserin compared to placebo in a number of weight-loss trials in obese populations (Smith et al., 2010; O'Neil et al., 2012; Fidler et al., 2011; although the weight

loss associated with lorcaserin is argued to be modest (Roberts & Halford, 2018). However, lorcaserin has demonstrable cardiovascular safety, as reported by Bohula et al. (2018) and patients can be maintained on lorcaserin for over 3 years without increased incidence of cardiovascular problems. Lorcaserin has affinity for the 5HT<sub>2C</sub> receptor subtype, which belies the improved safety profile relative to previous (withdrawn) serotonergic drugs with affinities of the 2A and 2B receptor subtypes (sibutramine, fenfluramine).

There is more mechanistic data for lorcaserin than other approved drugs, however complete behavioural and neurophysiological characterisation is elusive. Martin et al. (2010) report reduced energy intake at lunch and dinner *ad-libitum* buffet meals compared to placebo, and decreased hunger ratings, but no effects on food cravings, or dietary restraint or disinhibition. Farr et al. (2016) measured neuronal activity in response to viewing food images in patients receiving lorcaserin and placebo. Lorcaserin reduced parietal cortex activity in response to food images relative to non-food images, which the authors suggest may reflect reduced motivational responses to foods. Although, Inhibitory control (measured outside of the scanner) was unaffected by lorcaserin. This study is of particular interest due to its novel use of baseline fMRI activity to predict responders to lorcaserin treatment. The authors report that amygdala and occipital activation in response to highly palatable food predicted reduced BMI at 4 weeks of treatment.

Chao et al. (2018) included subjective measures of food craving, emotion, and stress related eating, binge eating, cognitive restraint, disinhibition, preoccupation with eating and fullness, in patients given either lorcaserin or placebo during a weight maintenance period immediately following successful 5% weight-loss. During this period lorcaserin treated patients had improved emotion and reductions in stress related eating, but no effects were observed in any other subjective measures relating to eating behaviour.

The totality of the data suggest that lorcaserin has modest effects on satiety, but may be useful for patients with cardiovascular problems, emotional eaters, or those who are highly responsive to palatable foods. However, confirmatory subjective and behavioural data are needed to elucidate this.

*Bupropion/naltrexone:* This is a combination drug of a catecholamine reuptake inhibitor (bupropion) and opioid receptor antagonist (naltrexone) which is both FDA and EMA approved. Several phase III trials have demonstrated improved odds of achieving 5% weight loss with bupropion/naltrexone compared to placebo (Greenway et al., 2010; Wadden et al., 2011). However, there are no clinical experimental data showing how bupropion/naltrexone modifies eating behaviour. There is a narrative that this drug improves inhibitory control (an effect we suggest could be mediated by drug action on dopaminergic activity in prefrontal cortex – see fig. 1), and patient's ability to resist cravings which is based on an fMRI study suggesting bupropion/naltrexone increases anterior



cingulate activity (Wang et al., 2014). The anterior cingulate is an important brain region involved in inhibitory control, however the observed activity was not in relation to an inhibitory control task, so there are no corollary behavioural data. A more recent resting state fMRI study (Wang et al., 2018) suggests bupropion/naltrexone increases functional connectivity between areas of the parietal cortex, insula and anterior cingulate, which may underpin improved inhibitory control. This study also observed reduced functional connectivity in the medial prefrontal cortex – an area implicated in craving. Overall we have some very interesting fMRI data with this drug, however we are still some distance from properly characterising how drug treatment manifests behaviourally.

*Phentermine/topiramate*: This combination of the noradrenaline (and dopamine) releasing agent phentermine and GABAergic topiramate has FDA approval only. There are several studies demonstrating its efficacy for achieving at least 5% weight loss (Gadde et al., 2011; Li et al., 2016; Allison et al., 2012). Despite meta-analysis of phase III weight loss trials suggesting this drug combination produces the greatest odds of achieving 5% weight-loss of all the approved weight-loss drugs, there are no mechanistic data available to demonstrate proof of concept for behaviour modification (potential behavioural mechanism of action outlined in figure 1).

A comprehensive Bayesian network meta-analysis (Khera et al., 2016) has been performed on pooled data from all of the phase III weight-loss studies with each of the FDA/EMA approved anti-obesity medications. A median of 75% participants achieved 5% weight loss with phentermine/topiramate. This number was 63% with liraglutide 3.0mg, 55% with bupropion/naltrexone, and 49% with lorcaserin. Results from these meta-analyses suggest that there is clearly a large portion of the wider population that may not respond each treatment option (Roberts & Halford, 2018). It is increasingly clear that weight-loss trials alone are no longer adequate to address efficacy of these drugs. Rather, complete characterisation of the behavioural and neurophysiological manifestation of taking these drugs is necessary to improve efficacy of drug treatment, and optimise their tailored intervention potential.

### **Novel candidate drugs on the horizon**

There are currently several novel candidate drugs for weight-loss which may modify behaviour. These are at different stages the approval process, their pharmacological and putative behavioural mechanism of action is summarised below (see also figure 1).

*Setmelanotide*: This is a synthetic MC4R-agonist, which increases energy expenditure in preclinical studies (Kievit et al., 2013). Phase I studies in humans also suggest increased resting energy expenditure (Chen et al., 2015). As setmelanotide acts on MC4 receptors, this may have an effects on satiety, which

could be expressed as reduced meal intake and rate of eating. This drug is being investigated for treatment of rare genetic disorders of obesity, such as Prader-Willi syndrome (Srivastave & Apovian, 2018).

*Zonisamide-Bupropion:* This combination therapy combines Zonisamide which is pharmacologically complex antiepileptic drug with action at sodium channels, as well as dopamine and serotonin activity. It is combined with the atypical antidepressant bupropion. Combined, this drug targets 3 major neurotransmitters in regulation of appetite (serotonin, dopamine, and norepinephrine), so may modify regulatory components of eating behaviour (Gadde et al., 2007).

Zonisamide-bupropion have completed phase II clinical trials with 60.4% of patients achieving 5% weight loss in 24 weeks (Srivastave & Apovian, 2018).

*Semaglutide:* Semaglutide is an extended release formulation of liraglutide which is currently undergoing phase II weight-loss trials for obesity management. Interestingly some behavioural characterisation has begun in phase II. Blundell et al. (2017) has assessed energy intake at *ad-libitum* meals across the day, subjective fluctuations in satiety, fullness, hunger and prospective consumption across the day, palatability (food reward), and food preference, energy expenditure and subjective measures of control of eating. Semaglutide reduced energy intake across the day (24% total reduction relative to placebo), reduced hunger, food cravings and increased subjective feelings of control of eating, with lower preference for high-fat foods.

**The case for a methodological platform for assessing drug action to be implemented pre-approval.**

Currently, if any mechanistic data is conducted to observe how drugs produce weight loss, this is conducted in phase IV, post-approval, clinical trials.

Moreover, as demonstrated in this review mechanistic data is being conducted piece-meal, in an uncoordinated manner, often on subjective rather than objective measures, meaning that our understanding of drug effects has to be reconstructed from datasets across studies. In our 2017 paper (Roberts et al., 2017) we proposed a novel methodological platform to investigate the interplay between satiety, reward, and inhibitory control using a comprehensive test battery of validated measures for assessing eating behaviour, subjective experiences of appetite regulation, and neurophysiological effects. Using this platform across studies would allow 1) characterisation of drug effects on the interaction of the full range of mechanisms which control eating behaviour, 2) proof-of-concept data linking pharmacological mechanism of action to human appetite expression 3) stratification of responders to treatment, by behavioural and neurophysiological response 4) allow effective communication to patients and practitioners of real world benefits of tailored pharmacotherapy 5) effective testing of novel candidate drugs at an earlier stage than phase IV clinical trials.

Principal objectives of phase II and phase III clinical trials are to demonstrate effectiveness of a new medicine to treating a condition (Fig 2). Given the

importance of behaviour, and neurocognition in the aetiology of obesity, it is our opinion that weight-loss studies are inadequate in fulfilling the basic objectives of phase II and phase III studies. Our experimental medicine approach can be used in phase II and III clinical trials with novel compounds to demonstrate effectiveness of new medicines to modify eating behaviour in order to produce meaningful weight-loss, and to enable predictions of responders. Using this platform would not only provide consistency for interpretation of effects across drugs, but it would also add value to phase III clinical trial data, enabling pharmaceutical companies to demonstrate cost-effectiveness of their drug for specific treatment populations.

In addition to the measures outlined in our methodological platform, the Accumulating Data to Optimally Predict Obesity Treatment (ADOPT) project (MacLean et al., 2018) have also proposed several core measures that should be considered for use in obesity trials. Beyond eating behaviour ADOPT propose core measures in other behavioural, biological, environmental, and psychosocial domains with a view to accumulate data on individual variability in response to various obesity treatment options, in order to inform personalisation of obesity treatment.

In conclusion, it is clear that response to any weight-loss treatment will have large individual variability. Therefore conducting the necessary mechanistic assessments, in a consistent and coordinated manner will increase the likelihood

of effective use of anti-obesity drugs in our attempts to reduce current pandemic levels of obesity.

ACCEPTED MANUSCRIPT

## References

- Allison DB, Gadde KM, Garvey WT et al (2012) Controlled-release phentermine/topiramate in severely obese adults: a randomized controlled trial (EQUIP). *Obesity* 20(2):330–342
- Blundell, J., Finlayson, G., Axelsen, M., Flint, A., Gibbons, C., Kvist, T., & Hjerpsted, J. B. (2017). Effects of once-weekly semaglutide on appetite, energy intake, control of eating, food preference and body weight in subjects with obesity. *Diabetes, Obesity and Metabolism*, 19(9), 1242-1251.
- Blundell JE, Stubbs RJ, Golding C, Croden F, Alam R, Whybrow S, Le Noury J, Lawton CL (2005) Resistance and susceptibility to weight gain: individual variability in response to a high-fat diet. *Physiology & behavior* 86(5): 614-622.
- Blackman, A., Foster, G. D., Zammit, G., Rosenberg, R., Aronne, L., Wadden, T., ... & Mignot, E. (2016). Effect of liraglutide 3.0 mg in individuals with obesity and moderate or severe obstructive sleep apnea: the SCALE Sleep Apnea randomized clinical trial. *International journal of obesity*, 40(8), 1310.
- \*Bohula, E. A., Wiviott, S. D., McGuire, D. K., Inzucchi, S. E., Kuder, J., Im, K., ... & Garcia-Castillo, A. (2018). Cardiovascular safety of lorcaserin in overweight or obese patients. *New England Journal of Medicine*, 379(12), 1107-1117. **Main findings of this study were that in a large sample (n = 12000) of cardiovascular patients with obesity, lorcaserin treatment did not increase the risk of cardiovascular problems relative to placebo. However lorcaserin did increase likelihood of weight loss. This study is important for demonstrating lorcaserin has low cardiovascular risk, unlike previous serotonergic drugs which have been withdrawn due to psychological and cardiovascular side effects.**
- Castelnuovo, G., Pietrabissa, G., Manzoni, G. M., Cattivelli, R., Rossi, A., Novelli, M., ... & Molinari, E. (2017). Cognitive behavioral therapy to aid weight loss in obese patients: current perspectives. *Psychology research and behavior management*, 10, 165.
- Chao, A. M., Wadden, T. A., Pearl, R. L., Alamuddin, N., Leonard, S. M., Bakizada, Z. M., ... & Alfaris, N. (2018). A randomized controlled trial of lorcaserin and lifestyle counselling for weight loss maintenance: changes in emotion-and stress-related eating, food cravings and appetite. *Clinical obesity*.

Chen, K. Y., Muniyappa, R., Abel, B. S., Mullins, K. P., Staker, P., Brychta, R. J., ... & Panaro, B. L. (2015). RM-493, a melanocortin-4 receptor (MC4R) agonist, increases resting energy expenditure in obese individuals. *The Journal of Clinical Endocrinology & Metabolism*, *100*(4), 1639-1645.

Davies, M. J., Bergenstal, R., Bode, B., Kushner, R. F., Lewin, A., Skjøth, T. V., ... & DeFronzo, R. A. (2015). Efficacy of liraglutide for weight loss among patients with type 2 diabetes: the SCALE diabetes randomized clinical trial. *Jama*, *314*(7), 687-699.

\*\*Farr OM, Upadhyay J, Gavrieli R et al (2016) Lorcaserin administration decreases activation of brain centers in response to food cues and these emotion-and salience-related changes correlate with weight loss effects: a four week long randomized, placebo-controlled, double-blinded clinical trial. *Diabetes* 65(10):2943–2953. **The major importance of this study is that it attempts to characterise responders to lorcaserin treatment using their CNS activity data. The findings are that successful weight loss is correlated with baseline amygdala activity. Lorcaserin treatment reduced activity in this brain region, and so it is proposed that patients with high amygdala activity will benefit from lorcaserin treatment.**

Fidler MC, Sanchez M, Raether B et al (2011) A one-year randomized trial of lorcaserin for weight loss in obese and overweight adults: the BLOSSOM trial. *J Clin Endocrinol Metab* 96(10):3067–3077.

Gadde KM, Allison DB, Ryan DH et al (2011) Effects of low-dose, controlled-release, phentermine plus topiramate combination on weight and associated comorbidities in overweight and obese adults (CONQUER): a randomised, placebo-controlled, phase 3 trial. *Lancet* 377(9774):1341–1352

Greenway FL, Fujioka K, Plodkowski RA et al (2010) Effect of naltrexone plus bupropion on weight loss in overweight and obese adults (COR-I): a multicentre, randomised, double-blind, placebo-controlled, phase 3 trial. *Lancet* 376(9741):595–605

Jensen, M. D., Ryan, D. H., Apovian, C. M., Ard, J. D., Comuzzie, A. G., Donato, K. A., ... & Loria, C. M. (2014). 2013 AHA/ACC/TOS guideline for the management of overweight and obesity in adults: a report of the American College of Cardiology/American Heart Association Task Force on Practice



Guidelines and The Obesity Society. *Journal of the American college of cardiology*, 63(25 Part B), 2985-3023.

\*Khera, R., Murad, M. H., Chandar, A. K., Dulai, P. S., Wang, Z., Prokop, L. J., ... & Singh, S. (2016). Association of pharmacological treatments for obesity with weight loss and adverse events: a systematic review and meta-analysis. *Jama*, 315(22), 2424-2434. **An important meta-analysis of weight loss clinical trial data available up until 2016 with 5 approved pharmacotherapies for obesity. Main findings are that phentermine/topiramate provided the highest odds of achieving 5% weight loss, followed by liraglutide, bupropion/naltrexone, lorcaserin and finally orlistat. This analysis also suggested that liraglutide and bupropion/naltrexone had the greatest odds of adverse events related treatment discontinuation.**

Kievit, P., Halem, H., Marks, D. L., Dong, J. Z., Glavas, M. M., Sinnayah, P., ... & Culler, M. D. (2013). Chronic treatment with a melanocortin-4 receptor agonist causes weight loss, reduces insulin resistance, and improves cardiovascular function in diet-induced obese rhesus macaques. *Diabetes*, 62(2), 490-497.

Li QS, Lenhard JM, Zhan Y et al (2016) A candidate-gene association study of topiramate-induced weight loss in obese patients with and without type 2 diabetes mellitus. *Pharmacogenet Genom* 26(2):53–65

Martin CK, Redman LM, Zhang J et al (2010) Lorcaserin, a 5-HT<sub>2C</sub> receptor agonist, reduces body weight by decreasing energy intake without influencing energy expenditure. *J Clin Endocrinol Metab* 96(3):837–845.

\*\*MacLean, P. S., Rothman, A. J., Nicastro, H. L., Czajkowski, S. M., Agurs-Collins, T., Rice, E. L., ... & Loria, C. M. (2018). The Accumulating Data to Optimally Predict obesity Treatment (ADOPT) Core Measures Project: rationale and approach. *Obesity*, 26, S6-S15. **This is the foundation publication for several companion pieces outlining a series of core measures to include in trials observing any weight management treatment. This is the first paper in a large project aiming to gain greater understanding of individual variability in response to adults obesity treatment of any kind.**

O'Neil PM, Smith SR, Weissman NJ et al (2012) Randomized placebo-controlled clinical trial of lorcaserin for weight loss in type 2 diabetes mellitus: the BLOOM-DM study. *Obesity* 20(7):1426–1436

\*\*Roberts, C. A., Christiansen, P., & Halford, J. C. (2017). Tailoring pharmacotherapy to specific eating behaviours in obesity: Can recommendations for personalised therapy be made from the current data?. *Acta diabetologica*, 54(8), 715-725. **This review makes the argument for implementing a standardised methodological platform across mechanistic studies assessing pharmacotherapy for obesity in order to understand how drugs modify behaviour/neural activity to produce weight loss. This is based on validated measures of behaviour/CNS activity/subjective experiences from psychology and neuroscience literature to map drug effects on satiety, reward and inhibitory control.**

Roberts, C. A., & Halford, J. C. (2018). How does lorcaserin facilitate weight loss and who will benefit?. *Nature Reviews Endocrinology*, 1.

Secher, A., Jelsing, J., Baquero, A. F., Hecksher-Sørensen, J., Cowley, M. A., Dalbøge, L. S., ... & Schäffer, L. (2014). The arcuate nucleus mediates GLP-1 receptor agonist liraglutide-dependent weight loss. *The Journal of clinical investigation*, 124(10), 4473-4488.

Smith, S. R., Weissman, N. J., Anderson, C. M., Sanchez, M., Chuang, E., Stubbe, S., ... & Behavioral Modification and Lorcaserin for Overweight and Obesity Management (BLOOM) Study Group. (2010). Multicenter, placebo-controlled trial of lorcaserin for weight management. *New England Journal of Medicine*, 363(3), 245-256.

Srivastava, G., & Apovian, C. (2018). Future Pharmacotherapy for Obesity: New Anti-obesity Drugs on the Horizon. *Current obesity reports*, 7(2), 147-161.

Van Can, J., Sloth, B., Jensen, C. B., Flint, A., Blaak, E. E., & Saris, W. H. M. (2014). Effects of the once-daily GLP-1 analog liraglutide on gastric emptying, glycemic parameters, appetite and energy metabolism in obese, non-diabetic adults. *International journal of obesity*, 38(6), 784.

Wadden TA, Foreyt JP, Foster JD et al (2011) Weight loss with naltrexone SR/bupropion SR combination therapy as an adjunct to behavior modification: the COR-BMOD trial. *Obesity* 19(1):110–120.

Wadden, T. A., Hollander, P., Klein, S., Niswender, K., Woo, V., Hale, P. M., & Aronne, L. (2013). Weight maintenance and additional weight loss with liraglutide after low-calorie-diet-induced weight loss: the SCALE Maintenance randomized study. *International journal of obesity*, 37(11), 1443.

Wang GJ, Tomasi D, Volkow MD et al (2014) Effect of combined naltrexone and bupropion therapy on the brain's reactivity to food cues. *Int J Obes* 38(5):682–688.

Wang, G. J., Zhao, J., Tomasi, D., Kojori, E. S., Wang, R., Wiers, C. E., ... & Volkow, N. D. (2018). Effect of combined naltrexone and bupropion therapy on the brain's functional connectivity. *International Journal of Obesity*, 1.

World Health Organisation. Obesity and overweight. *WHO*<http://www.who.int/news-room/fact-sheets/detail/obesity-and-overweight> (2018).

Fig 1. Proposed mechanisms of action of approved and candidate weight loss drugs.

- 1) Lorcaserin stimulates 5-HT receptor subtype 2C in arcuate nucleus of hypothalamus which is proposed to boost satiety
- 2) Bupropion/Naltrexone: Bupropion stimulates POMC neuron to produce MC4R agonist  $\alpha$ MSH. Naltrexone antagonises opioid receptors on POMC to prevent auto-inhibition of POMC following bupropion stimulation. Naltrexone also antagonises opioid receptors in hedonic hotspots of nucleus accumbens, reducing reward (liking). Bupropion blocks reuptake of dopamine, which in the PFC may improve inhibitory control.
- 3) Liraglutide and Semaglutide both stimulate GLP1 receptors located in arcuate nucleus of hypothalamus which increases satiety. Moreover GLP1 receptor agonism in the nucleus accumbens reduces liking.
- 4) Phentermine/Topiramate: Topiramate stimulates GABA release which has an inhibitory effect of NPY/AGRP, and so reduces feelings of hunger normally precipitated by stimulation here. Phentermine stimulates noradrenalin release from the hypothalamus, which increases satiety. Phentermine also has an effect on dopamine, which in the PFC may improve inhibitory control.
- 5) Setmelanotide is an agonist at the MC4R which increases satiety.
- 6) Zonisamide/Bupropion. Zonisamide stimulates serotonin, dopamine, and has effects at sodium channels. Bupropion action is outlined above.

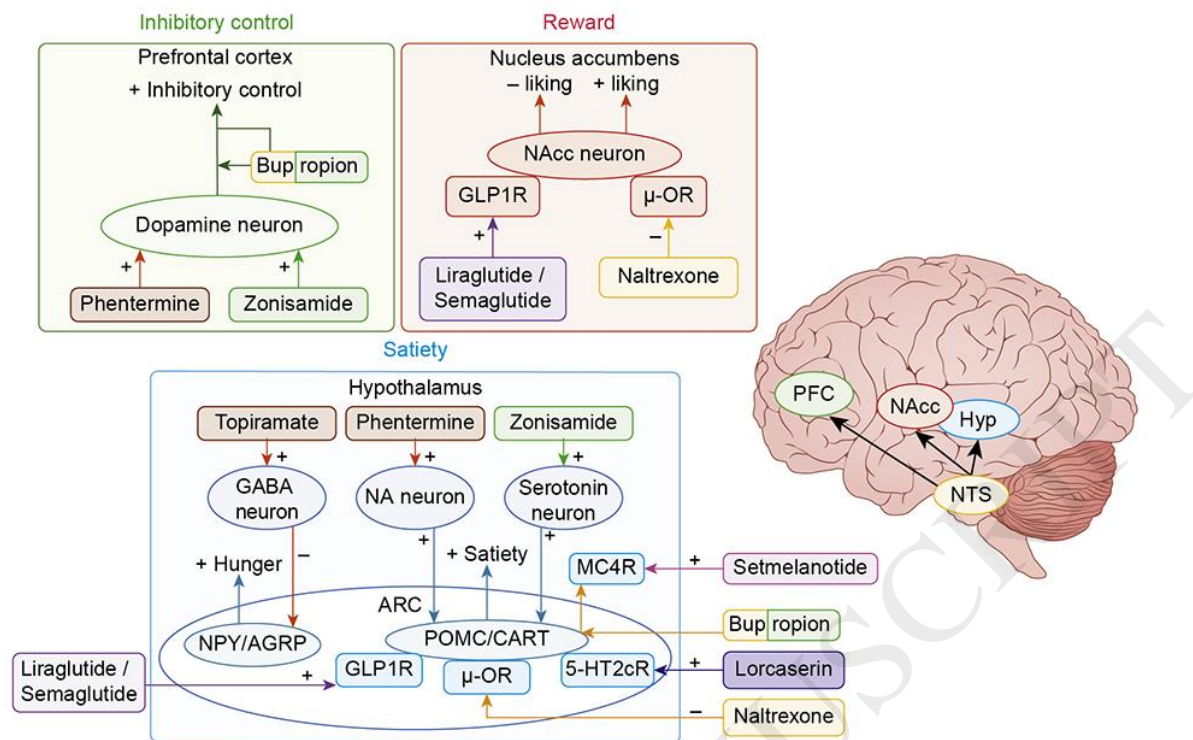


Figure 2. The four clinical trial phases for a new medicinal product. We argue that behavioural and neurophysiological assessment are required at phase II and III trials with weight-loss drugs to properly achieve the primary objectives. Meaning, to assess/demonstrate efficacy of drug for treating the condition.




Table 1: Current approved drugs (EMA and/or FDA) for weight loss, pharmacological mechanism of action, effects on eating behaviour, and CNS activity.

<b>Drug</b>	<b>Approval</b>	<b>Pharmacological mechanism of action</b>	<b>Satiety</b>	<b>Reward</b>	<b>IC</b>	<b>Neuronal activity</b>
Liraglutide 3mg	EMA, FDA	GLP-1 receptor agonist	Reduced ad-lib meal intake. Increased post-meal satiety	No data	No data	No data
Lorcaserin	FDA	Selective 5HT <sub>2C</sub> receptor agonist	Reduced intake. Decreased hunger	No effects on cravings. No behavioural data	No effect on inhibitory control performance	Reduced activity in parietal cortex in response to food images

Bupropion/naltrexone	EMA, FDA	Combination of a dopamine/noradrenalin reuptake inhibitor + opioid receptor antagonist	No behavioural data	No behavioural data	No behavioural data	Reduced anterior cingulate activity (passive viewing of food images). Reduced functional connectivity between parietal cortex, insula and anterior cingulate (resting state fMRI).
Phentermine/topiramate	FDA	TAAR1 agonist and noradrenalin releasing agent + sulfamate-	No data	No data	No data	No data

		substituted monosaccharide with action on GABA signalling					
--	--	--	--	--	--	--	--