




METHOD ARTICLE

REVISED META-pipe cloud setup and execution [version 3; peer review: 2 approved, 1 approved with reservations]Aleksandr Agafonov¹, Kimmo Mattila², Cuong Duong Tuan³, Lars Tiede⁴, Inge Alexander Raknes⁵, Lars Ailo Bongo ¹¹Department of Computer Science, UiT The Arctic University of Norway, Tromsø, Norway²CSC - IT Center for Science, Espoo, 02150, Finland³CESNET, Prague 6, 160 00, Czech Republic⁴Department of Information Technology, UiT The Arctic University of Norway, Tromsø, Norway⁵Department of Chemistry, UiT The Arctic University of Norway, Tromsø, Norway**V3** First published: 29 Nov 2017, 6(ELIXIR):2060
<https://doi.org/10.12688/f1000research.13204.1>Second version: 18 Jan 2018, 6(ELIXIR):2060
<https://doi.org/10.12688/f1000research.13204.2>Latest published: 02 May 2019, 6(ELIXIR):2060
<https://doi.org/10.12688/f1000research.13204.3>**Abstract**




META-pipe is a complete service for the analysis of marine metagenomic data. It provides assembly of high-throughput sequence data, functional annotation of predicted genes, and taxonomic profiling. The functional annotation is computationally demanding and is therefore currently run on a high-performance computing cluster in Norway. However, additional compute resources are necessary to open the service to all ELIXIR users. We describe our approach for setting up and executing the functional analysis of META-pipe on additional academic and commercial clouds. Our goal is to provide a powerful analysis service that is easy to use and to maintain. Our design therefore uses a distributed architecture where we combine central servers with multiple distributed backends that execute the computationally intensive jobs. We believe our experiences developing and operating META-pipe provides a useful model for others that plan to provide a portal based data analysis service in ELIXIR and other organizations with geographically distributed compute and storage resources.




Keywords

ELIXIR, Portability, META-pipe, OpenStack, EGI Federated Cloud, Amazon Web Services, AAI federation, Apache Spark

Open Peer ReviewReviewer Status   

Invited Reviewers

	1	2	3
version 3 (revision) 02 May 2019			
version 2 (revision) 18 Jan 2018			 report
version 1 29 Nov 2017	 report	 report	

1. **Olivier Collin** , CNRS, IRISA F-35000, Rennes, France2. **Kang Ning** , Huazhong University of Science and Technology, Wuhan, China3. **Chunlei Wu** , Scripps Research Institute, La Jolla, USA

Any reports and responses or comments on the article can be found at the end of the article.

This article is included in the **ELIXIR** gateway.

Corresponding author: Lars Ailo Bongo (larsab@cs.uit.no)

Author roles: **Agafonov A:** Software, Writing – Original Draft Preparation, Writing – Review & Editing; **Mattila K:** Validation, Writing – Original Draft Preparation, Writing – Review & Editing; **Tuan CD:** Software, Writing – Review & Editing; **Tiede L:** Software, Writing – Review & Editing; **Raknes IA:** Conceptualization, Software, Writing – Review & Editing; **Bongo LA:** Conceptualization, Funding Acquisition, Supervision, Writing – Original Draft Preparation, Writing – Review & Editing

Competing interests: No competing interests were disclosed.

Grant information: This work was funded by ELIXIR, The Research Council of Norway (project number 270675), EGI-Engage, and UiT The Arctic University of Norway. ELIXIR received funding from the European Union's Horizon 2020 research and innovation program (ELIXIR-EXCELERATE, grant agreement no 676559). The EGI-Engage project is co-funded by the European Union (EU) Horizon 2020 program under Grant number 654142.

The funders had no role in study design, data collection and analysis, decision to publish, or preparation of the manuscript.

Copyright: © 2019 Agafonov A *et al.* This is an open access article distributed under the terms of the [Creative Commons Attribution License](#), which permits unrestricted use, distribution, and reproduction in any medium, provided the original work is properly cited.

How to cite this article: Agafonov A, Mattila K, Tuan CD *et al.* **META-pipe cloud setup and execution [version 3; peer review: 2 approved, 1 approved with reservations]** F1000Research 2019, **6**(ELIXIR):2060 <https://doi.org/10.12688/f1000research.13204.3>

First published: 29 Nov 2017, **6**(ELIXIR):2060 <https://doi.org/10.12688/f1000research.13204.1>

REVISED Amendments from Version 2

We have spelled out acronyms for improved readability.

See referee reports

Introduction

ELIXIR was established to unite European life science resources. It has 21 member states and more than 180 research organizations that each take responsibility for an analysis service, database, software tool, training material, or provide cloud storage and compute resources. For example, one of the deliveries from ELIXIR Norway are marine metagenomics analysis services, whereas ELIXIR Finland provides cloud storage and compute resources. An ELIXIR user from Portugal may therefore use a service maintained in Norway run on resources in Finland. In this paper, we describe our approach for setting up distributed execution of such analyses.

META-pipe¹ is a complete workflow for the analysis of marine metagenomic data. It provides assembly of high-throughput sequence data, functional annotation of predicted genes, and taxonomic profiling. We provide META-pipe as an Analysis-as-a-Service for Norwegian and Finnish ELIXIR users. However, additional compute resources are necessary to open the service to all ELIXIR users. Users log into the META-pipe web application where they can upload data to analyze, select tool parameters, start analyses, and download analysis results. The functional annotation is computationally demanding and must therefore be run on a high-performance computing (HPC) cluster or a compute cloud. Job execution is handled by the META-pipe backend, such that resource allocation, parallel execution, and fault handling is hidden from the user.

META-pipe has a distributed architecture with three central servers and geographically distributed execution managers

(Figure 1). We have currently four META-pipe execution managers: (i) the **Sigma2 Stallo supercomputer** in Tromsø, which is a Norwegian academic HPC; (ii) the **CSC cPouta** OpenStack based Infrastructure-as-a-Service cloud, Finland; (iii) the CESNET-MetaCloud OpenNebula cloud that supports the open cloud computing interface, Czech Republic; and (iv) the commercial Amazon EMR cloud service. cPouta is an **ELIXIR compute service**. CESNET-MetaCloud is part of the **EGI Federated Cloud**.

An important design goal for the META-pipe backend is to make the execution managers portable. In addition, we have taken care to make setup and maintenance of the execution managers easy. We achieve these goals since our backend is designed such that all state is maintained at the central servers. We therefore reduce the amount of code that needs to be ported, maintained, and optimized for a new execution environment. The execution managers are stateless, and the jobs are idempotent. This simplifies failure handling. We also use the widely available Apache Spark framework to execute the pipeline analyses. In addition, we have implemented tools that make it easy to set up and administer the execution managers. These pull the META-pipe tools, dependencies, and jobs from the centralized servers. In this paper, we describe these tools and their use. We make the following contributions:

1. We demonstrate the use of geographically distributed compute resources for life science data analysis.
2. We describe the design and implementation of cloud setup tools for our analysis service.
3. We describe our experiences developing and operating the META-pipe analysis service.

We designed our analysis service to be powerful, easy to use, and easy to maintain. We believe our work provides a useful model for others that plan to provide a portal-based data analysis service in ELIXIR and other organizations with geographically distributed compute and storage resources.

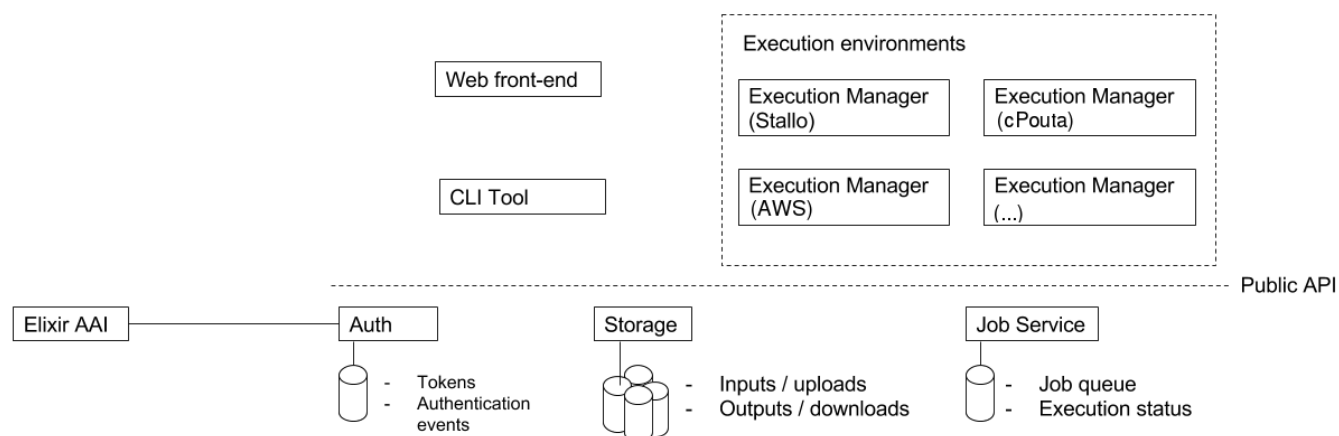


Figure 1. META-pipe backend architecture has three servers located at the University of Tromsø. The authorization server, which is integrated with the ELIXIR AAI, enables login for Elixir users. The storage server stores all META-pipe input, output and provenance data. The job server schedules and maintains submitted analysis jobs. The jobs are implemented as Spark programs that are executed by an execution manager running in an execution environment. There can be multiple execution managers distributed over many HPC clusters and clouds.

Methods

The META-pipe is deployed as shown in [Figure 2](#). META-pipe is implemented as a Spark program and requires Spark v1.6.1 or v1.6.2. Spark and the META-pipe executable require Scala v2.10.6. In addition, the META-pipe execution environment requires the Java v1.8 OpenJDK. Here we describe how META-pipe is set up on the cPouta cloud. The setup on other clouds may differ as described below. Additional details, including instructions for using the cluster setup tool are in the [META-pipe cloud setup design document](#).

META-pipe virtual machines and storage

A META-pipe execution environment has three types of virtual machines (VMs):

- *Bastion VM*: acts as the gateway machine used for cluster management and gateway to an initiated cluster.
- *Cluster Master VM*: acts as Spark Master, NFS Server, and it runs the main META-pipe executable.
- *Cluster Worker VMs*: act as Spark Workers, NFS Clients, and the runners of parallelized tasks of META-pipe jobs.

In addition, META-pipe requires the use of *NFS-shared storage* used by the worker VMs to read and write temporary computation data including intermediate result files. The master VM contains a NFS-server that serves the access to the storage. The worker VMs are NFS-clients that have full read-write access to the shared storage. The NFS server also has the Spark and Scala installations. The NFS storage can be either a Master VM internal volume, or a virtual volume attached to the Master. We typically use the latter, since it makes deployment easier and it allows META-pipe volume caching (as described below). We have, however, not compared the performance of these two approaches.

META-pipe executable and dependencies

The META-pipe executable is downloaded from our artifacts server. The executable is a (42 Megabyte) jar file that contains the Spark job, and it is submitted as a Spark job from the Master VM. The executable jar does not contain 3rd party tools used by the pipeline, tool libraries, and the reference databases used by the tools. These dependencies must be downloaded from our artifacts web server. The dependencies are 44 Gigabytes, of which most of the space is used for the reference databases. Each worker VM must have access to the META-pipe dependencies, so

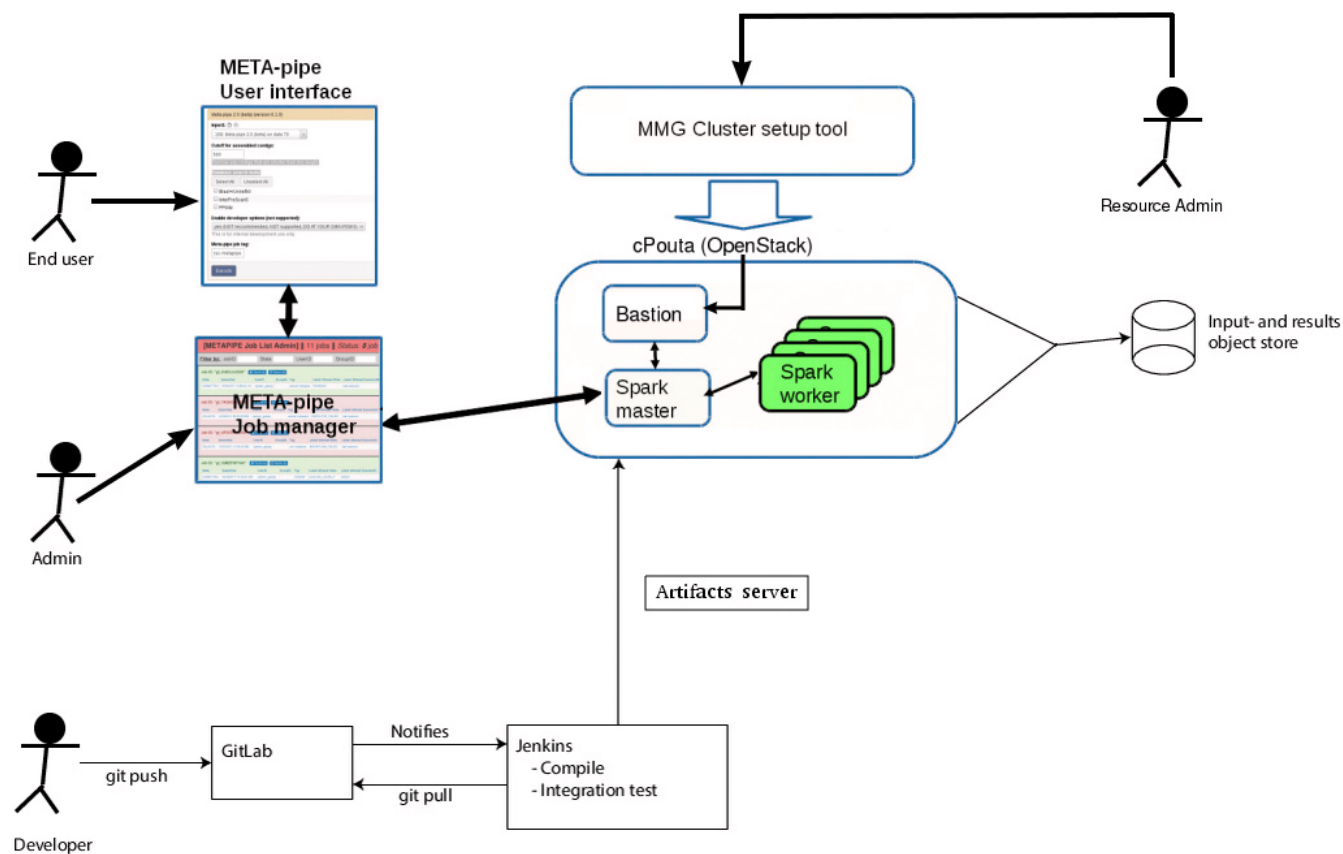


Figure 2. META-pipe deployment. End-users run analyses using the META-pipe web app. The web app is integrated with ELIXIR AAI, so users can authenticate using their home institution username and password. Resource providers use the cluster setup tool to set up an execution manager, on, for example, the cPouta OpenStack cloud, which executes analysis jobs. The execution manager, pipeline, and dependencies are all read from our artifacts server. META-pipe developers use git to maintain the code. Our GitLab is integrated with [Jenkins](#) that compiles and runs integration tests and pushes new META-pipe versions to the artifacts server. META-pipe administrators administer all jobs using the META-pipe Job manager interface.

they are typically stored locally on each cluster VM. If there are not enough volume resources, NFS storage is used.

Tests

After setting up the Spark, a simple parallelized script should be used to test that Spark and META-pipe is set up correctly. We first test Spark by submitting a parallelized version of prime number counter, wait for all Workers to be done, and then ensure that there were no error messages and that the result is correct.

To validate the correctness of META-pipe installation, we use the built-in validation procedure in the META-pipe executable. This procedure will check the state of all tools required and their dependencies that are required for META-pipe execution. It will also check that the tools do not return errors.

META-pipe job execution

After initialization, the submitted executable will listen for, and run, new jobs until the spark-submit is stopped. The jobs are submitted to the central META-pipe job server that checks the tag in the job and submits it to a specific META-pipe executable. The executable downloads the input data from the META-pipe storage server to a Spark RDD data structure and launches the META-pipe job using the spark-submit command. When the job is completed, the executor uploads the output datasets to the META-pipe storage server, which are then accessible by the user on META-pipe portal. After the execution of each tool in the pipeline, the intermediate output datasets are also uploaded to the storage server, so that if the job fails, it can be restarted from the last successful pipeline step.

cPouta Open Stack setup

To set up the META-pipe execution manager on cPouta we created an [execution manager setup tool](#) that setups the virtual machines, storage, Spark, and META-pipe as described above. It is implemented as a command line tool written in Java, with some parts implemented in Bash, Ansible and Python. The tool's requirements, usage information, as well as more detailed technical information is in our [design document](#).

We have optimized cluster provision by caching virtual volumes with the META-pipe execution manager and dependencies. To avoid downloading, unpacking and preparing META-pipe files for each new cluster instance, we store these in a virtual volume the first time a cluster is set up. This volume is used as the storage of prepared META-pipe files (a cache), which is used to create volumes for cluster VMs in later cluster provision. This reduces the time to create a cluster from 30 minutes to 10 minutes. In comparison, the execution time for a typical META-pipe job is several hours.

CESNET-MetaCloud OpenNebula setup

To set up the META-pipe execution manager on the CESNET-MetaCloud cloud we adapted the cPouta tool to create a tool that uses the Open Cloud Computing Interface (OCCI). It is therefore compatible with all [EGI Federated Clouds](#), since they all support OCCI. The tool is a rOCCI Client implemented in Python and ansible that uses X509 VOMS certificates. It

implements a [Terraform OCCI plugin](#). Additional details are in <https://github.com/cduongt/mmg-cluster-setup-CESNET>.

The manager of the server must provide a contextualization file and Terraform configuration file that define the technical features of the virtual cluster. When the launching command is issued the tool first builds the virtual cluster to the given endpoint and then automatically installs the software components and reference datasets to the new virtual cluster as described above.

The end users submit analysis tasks from the META-pipe web app to the META-pipe backend running in EGI Federated cloud. The end users do not need certificates, Virtual Organization membership or the tools required to launch the META-pipe backend. Instead, the end users just authenticate to the META-pipe web interface using ELIXIR AAI.

Elastic MapReduce on Amazon Web Services

To set up the META-pipe execution manager on Amazon Web Services (AWS), we use the AWS Elastic MapReduce (EMR) console and a custom cluster boot-time script. We use AWS's EMR managed framework since it natively supports Spark. The cluster setup is therefore simpler than on OpenStack and OpenNebula, but it is not as configurable. For instance, EMR clusters always use the YARN resource allocator and cannot be configured to use Spark's "standalone" mode instead, which we use on the other platforms. This has not been a big problem in practice, but it constitutes an uncontrollable variable when optimizing the execution for various cloud platforms. A detailed description of the setup is in <https://gitlab.com/uit-sfb/metapipe-on-aws>. We plan to implement a setup tool like the OpenStack and EGI Federated Cloud tools described above. For automation of EMR cluster setup, AWS offers a comprehensive application programming interface (API) and command line interface (CLI), and CloudFormation.

For META-pipe, we make AWS EMR clusters on demand. Our clusters use spot instances with VM flavors that provide the best cost-performance for META-pipe (currently we use c4.4xlarge). An EMR cluster boots up with a compatible version of Spark provisioned by Amazon. Our automatically started boot-time script then provisions META-pipe tools and dependencies from an S3 bucket. The whole cluster creation process takes about 10 minutes. Similar to other execution environments, the cluster is idle until we start the META-pipe execution manager on the cluster's master node. The execution manager continually fetches jobs submitted using the META-pipe web app and submits them to Spark on the cluster. We must terminate the cluster ourselves, either by a script through the AWS API or manually in the EMR console.

Use cases

Here we describe a use case where the computationally demanding parts of META-pipe are setup to execute on a cloud resource provided for a new user community. The new user group first applies for computational resources from its partner clouds, and then utilizes these resources easily through the interface provided by the META-pipe web application. The tools described here makes it easy for a resource provider to administer the

META-pipe job executions, and the use of standardized technologies and protocols ensure compatibility and portability of the META-pipe analysis backend across clouds. Below we describe the execution of analysis jobs from the point of view from META-pipe end users, compute resource providers, and META-pipe service providers. We have also described these use cases in an [ELIXIR webinar](#) (November 2016) about the ELIXIR compute platform.

End user

The new user community, represented for example by their national ELIXIR node, have applied and received compute resources from an academic cloud provider. One of the academic users has a marine metagenomics dataset they want to analyze:

1. The user logs into the [META-pipe web application](#) using their home institution credentials. The login page is the single sign on provided by [ELIXIR AAI](#). The datasets are typically up to a few GB in size and they can quickly be uploaded using the browser.
2. The user uploads their dataset to be analyzed, and possibly changes some of the analysis parameters. This is done in the META-pipe web app.
3. The user tags the cloud to use for the analysis and submits the job for analysis using the web app GUI.
4. Once computations finish, the data is returned to the portal, and the user can download the enriched results for further analysis or visualization using separate tools such as Krona³, Artemis³, or METAREP⁴.

Resource provider

The resource provider must setup the META-pipe execution manager that executes the Spark job that implements the analysis. In addition, the resource provider must test and maintain the execution manager. The execution manager setup tools described in the previous section simplifies this task.

The first time the META-pipe backend is set up on a cloud environment, the resource administrator needs to edit a configuration file that defines the virtual cluster to be created. After that the administrator runs the following commands in the tool:

1. *create-env*: to set up the environment and META-pipe files caching volume that will be used in create-cluster.
2. *create-cluster*: provision cluster resources, install and configure the execution manager (Spark and NFS), install META-pipe tools, dependencies, and reference databases on the provisioned cluster VMs, and test the setup.

To set up a cluster as second time, only step 2 is run. It will use cached META-pipe volumes created previously.

Then to accept META-pipe jobs from the job server:

3. *sw-launch*: start Spark and the server that listens for new META-pipe jobs to execute.

To stop accepting new jobs:

4. *sw-kill*: stop all META-pipe related processes on all cluster VMs.

To free the allocated resources:

5. *remove-cluster*: remove the cluster and keep the environment for future use.
6. *remove-env*: remove the environment, including cached volumes.

Step 6 is only done when the resource is not intended to be used for META-pipe jobs anymore. Steps 2–5 may be automated.

Service provider

The META-pipe team providing the service do not need to make any changes to the central services since the new execution manager is authorized using the META-pipe authorization server, and since the end-user specifies the tag for the new execution manager.

Metagenomics course

In April 2017 we used META-pipe in a metagenomics course organized by the Finnish ELIXIR node (<https://www.csc.fi/web/training/-/metagenomics> also described in the report “[EGI-Engage D6.15 Demonstrator for ELIXIR workflows implemented in the EGI Federated cloud](#)”). We setup two META-pipe execution environments. The main execution environment was running in the cPouta cloud environment at CSC, and a backup execution environment that was running in EGI Federated Cloud (CESNET-MetaCloud). These META-pipe backends were set up by the course organizers and so the students did not need to do any technical preparations to use the cloud services. Instead, they only needed to define one extra parameter in the web interface to guide their analysis tasks to a specific external META-pipe backend. 42 students participated to the metagenomics course and successfully used these temporary execution environments through the META-pipe web interface without any interference.

Discussion

Related work

Bioinformatics pipelines can be specified for portable execution in either a popular bioinformatics pipeline (workflow) manager, such as Galaxy⁵ or Chipster⁶, or in a standardized language, such as the Common Workflow Language⁷, that is supported by many pipeline managers including Galaxy and Toil⁸. META-pipe is implemented in Apache Spark. Spark is widely used for big data processing, and it is supported natively in Amazon Web Services, Microsoft Azure, and Google Cloud Platform.

Another approach for portable bioinformatics tool execution is to package the tools as containers. Repositories such as [BioContainers](#) provides many tools. Several pipeline managers support containers, including Nextflow⁹, Toil, [Pachyderm](#), and [Luigi](#)¹⁰. META-pipe does not use containers, since our artifacts

server and the ansible scripts used by the setup tools take care of META-pipe dependencies. In addition, even when using containers, there is a need to set up container orchestration for parallel execution on distributed resources. Systems such as [Kubernetes](#) and [Docker Swarm](#) can be used to orchestrate containers. The META-pipe execution manager use Spark for orchestration.

The [EBI Cloud Portal](#) enables execution of pipelines on cloud resources. Users can sign on using ELIXIR AAI, add their applications, pipelines as virtual machine images, and configure cloud compute and storage resources. We attempt to hide these details to the end users. Commercial solutions include platform such as [Illumina BaseSpace](#), where developers can provide apps for analysis on AWS of data uploaded to BaseSpace. Currently, most of the provided apps are single tools instead of complete pipelines, such as META-pipe.

Limitations

An important limitation of our approach is that we do not handle resource allocation for end users. Instead users must contact a service provider in their country (or be added to an EGI based virtual organization (VO)) to allocate resources and setup an execution environment. This is not something all users know how to do, and it is unnecessarily complicated for small projects. There are four possible solutions. First, for small projects an ELIXIR node may provide the computation resources for all users. Second, an ELIXIR node may provide computation resources for all their users. Third, federated cloud resources can be used through EGI Federated Cloud or the ELIXIR federated cloud testbed. Long term usage of federated approach requires that access guarantees (service level agreements, operational level agreements) are arranged. Fourth, the users can allocate and pay for resources from a commercial cloud provider. Such pay-by-use is especially easy for industry users.

We do not provide a service for predicting resource usage for META-pipe jobs. However, we believe that we can make good estimates based on the input file size. We are also currently evaluating and optimizing META-pipe job execution. An important part of such optimization is to choose the most cost efficient virtual machine flavors and storage solutions on a cloud.

Conclusion

We have described our approach for setting up and executing the functional analysis of META-pipe on academic and commercial clouds. To make our analysis service easy to use and to maintain, we use a distributed architecture where we combine central servers with multiple distributed backends that execute the computationally intensive jobs. A key issue in ELIXIR is to obtain computing resources for META-pipe end users. It is still to be decided how resources will be obtained, managed and allocated to the individual end users. For all solutions, an up-to date and highly automatized tool for launching a META-pipe execution environment is needed. We will continue improving the META-pipe backend and to add support for additional resource providers.

Data and software availability

No data is needed to use the cloud setup tools.

The code for the three setup tools are open source at:

- CSC cPouta OpenStack cloud: <https://gitlab.com/uit-sfb/METApipe-cPouta-cloud-setup>.
- CESNET-MetaCloud OpenNebula: <https://github.com/cduongt/mmg-cluster-setup-CESNET>.
- Amazon Web Services EMR: <https://gitlab.com/uit-sfb/metapipe-on-aws>.

Archived code at time of publication for all: <http://doi.org/10.5281/zenodo.1053807>¹¹. All use the [MIT license](#). The above repositories include user guides.

Grant information

This work was funded by ELIXIR, The Research Council of Norway (project number 270675), EGI-Engage, and UiT The Arctic University of Norway. ELIXIR received funding from the European Union's Horizon 2020 research and innovation program (ELIXIR- EXCELERATE, grant agreement no 676559). The EGI-Engage project is co-funded by the European Union (EU) Horizon 2020 program under Grant number 654142.

The funders had no role in study design, data collection and analysis, decision to publish, or preparation of the manuscript.

References

1. Robertsen EM, Kahlke T, Raknes IA, *et al.*: **META-pipe - Pipeline Annotation, Analysis and Visualization of Marine Metagenomic Sequence Data.** *ArXiv160404103 Cs*. 2016.
[Reference Source](#)
2. Ondov BD, Bergman NH, Phillippy AM: **Interactive metagenomic visualization in a Web browser.** *BMC Bioinformatics*. 2011; **12**: 385.
[PubMed Abstract](#) | [Publisher Full Text](#) | [Free Full Text](#)
3. Carver T, Harris SR, Berriman M, *et al.*: **Artemis: an integrated platform for visualization and analysis of high-throughput sequence-based experimental data.** *Bioinformatics*. 2012; **28**(4): 464–469.
[PubMed Abstract](#) | [Publisher Full Text](#) | [Free Full Text](#)
4. Goll J, Rusch DB, Tanenbaum DM, *et al.*: **METAREP: JCVI metagenomics reports—an open source tool for high-performance comparative metagenomics.** *Bioinformatics*. 2010; **26**(20): 2631–2632.
[PubMed Abstract](#) | [Publisher Full Text](#) | [Free Full Text](#)
5. Afgan E, Baker D, van den Beek M, *et al.*: **The Galaxy platform for accessible, reproducible and collaborative biomedical analyses: 2016 update.** *Nucleic Acids Res*. 2016; **44**(W1): W3–W10.
[PubMed Abstract](#) | [Publisher Full Text](#) | [Free Full Text](#)
6. Kallio MA, Tuimala JT, Hupponen T, *et al.*: **Chipster: user-friendly analysis software for microarray and other high-throughput data.** *BMC Genomics*. 2011; **12**: 507.
[PubMed Abstract](#) | [Publisher Full Text](#) | [Free Full Text](#)

7. Amstutz P, Crusoe MR, Tijanić N, *et al.*: **Common Workflow Language, v1.0.** [Publisher Full Text](#)
8. Vivian J, Rao AA, Nothhaft FA, *et al.*: **Toil enables reproducible, open source, big biomedical data analyses.** *Nat Biotechnol.* 2017; 35(4): 314–316. [PubMed Abstract](#) | [Publisher Full Text](#) | [Free Full Text](#)
9. Di Tommaso P, Chatzou M, Floden EW, *et al.*: **Nextflow enables reproducible computational workflows.** *Nat Biotechnol.* 2017; 35(4): 316–319. [PubMed Abstract](#) | [Publisher Full Text](#)
10. Schulz WL, Durant TJ, Siddon AJ, *et al.*: **Use of application containers and workflows for genomic data analysis.** *J Pathol Inform.* 2016; 7(1): 53. [PubMed Abstract](#) | [Publisher Full Text](#) | [Free Full Text](#)
11. Agafonov A, Mattila K, Tuan CD, *et al.*: **META-pipe Cloud Setup and Execution (Version Tag: Zenodo-F1000).** *Zenodo.* 2017. <http://www.doi.org/10.5281/zenodo.1053807>

Open Peer Review

Current Peer Review Status:   

Version 2

Reviewer Report 23 April 2019

<https://doi.org/10.5256/f1000research.14965.r46505>

© 2019 Wu C. This is an open access peer review report distributed under the terms of the [Creative Commons Attribution License](#), which permits unrestricted use, distribution, and reproduction in any medium, provided the original work is properly cited.



Chunlei Wu 

Department of Molecular and Experimental Medicine (MEM), Scripps Research Institute, La Jolla, CA, USA

This manuscript described META-pipe as a cloud-based workflow for marine metagenomic analysis. The computation-intensive analysis is parallelized via a distributed Spark-compatible infrastructure. The unique feature of META-pipe is its support of heterogeneous cloud environment for job execution, including those available from academic institutes and commercially available AWS.

This is the 2nd version of the manuscript. The authors have addressed all remarks raised by the previous reviewers.

A few minor remarks are listed below:

Use cases->End user section:

- Cannot evaluate the application without a valid ELIXIR AAI login credential. Should either provide a demo account or a recorded screencast for the review purpose.

Discussion->Limitations section:

- "(or be added to an EGI based VO)": What's "VO"?
- "requires that access guarantees (SLAs, OLAs)": the first appearance of acronyms (SLAs, OLAs) should be spelled out and/or include links.

Is the rationale for developing the new method (or application) clearly explained?

Yes

Is the description of the method technically sound?

Yes

Are sufficient details provided to allow replication of the method development and its use

by others?

Yes

If any results are presented, are all the source data underlying the results available to ensure full reproducibility?

Yes

Are the conclusions about the method and its performance adequately supported by the findings presented in the article?

Yes

Competing Interests: No competing interests were disclosed.

Reviewer Expertise: bioinformatics

I confirm that I have read this submission and believe that I have an appropriate level of expertise to confirm that it is of an acceptable scientific standard.

Author Response 26 Apr 2019

Lars Ailo Bongo, UiT The Arctic University of Norway, Tromsø, Norway

Thank you for your suggestion to improve the readability of our paper. We have now spelled out the acronyms. Also note that in the "Use cases" section we provide a link (<https://elixir-europe.org/documents/elixir-webinar-elixir-compute-platform-roapmap-november-2016>) to a seminar where we show the end user interfaces.

Competing Interests: No competing interests were disclosed.

Version 1

Reviewer Report 22 December 2017

<https://doi.org/10.5256/f1000research.14327.r29076>

© 2017 Ning K. This is an open access peer review report distributed under the terms of the [Creative Commons Attribution License](#), which permits unrestricted use, distribution, and reproduction in any medium, provided the original work is properly cited.



Kang Ning

Department of Bioinformatics and Systems Biology, Huazhong University of Science and Technology, Wuhan, China

This article describes the setup of a multi-cloud architecture that can support the execution of META-pipe jobs for marine metagenomic data analysis. And META-pipe provides assembly of high-

throughput sequence data, functional annotation of predicted genes, and taxonomic profiling.

Remarks:

1. The introduction of META-pipe backend architecture and deployment is detailed and clear
2. It achieves the goal which is to provide a powerful analysis service that is easy to use and to maintain since META-pipe has web app and GUI that the users just set parameters and then they can make analysis of data.
3. In the chapter concerning resource provider (page 6), "The tools described in the previous section simplifies this task" needs more details like names of the tools since there are some tools referred in the previous section. It would be easy to understand.
4. There is less example to indicate tasks in META-pipe can be easy and fast. It would be better to give some data like running time and volume to state. Giving other projects differed from this as ' control group 'and setting characters to make comparisons will be more persuasive.
5. There are some spelling mistakes like 'manger'.

Is the rationale for developing the new method (or application) clearly explained?

Partly

Is the description of the method technically sound?

Partly

Are sufficient details provided to allow replication of the method development and its use by others?

Partly

If any results are presented, are all the source data underlying the results available to ensure full reproducibility?

No source data required

Are the conclusions about the method and its performance adequately supported by the findings presented in the article?

Partly

Competing Interests: No competing interests were disclosed.

Reviewer Expertise: Microbiome

I confirm that I have read this submission and believe that I have an appropriate level of expertise to confirm that it is of an acceptable scientific standard, however I have significant reservations, as outlined above.

Author Response 16 Jan 2018

Lars Ailo Bongo, UiT The Arctic University of Norway, Tromsø, Norway

Thank you for your remarks. We have specified that the tools used by the resource provider are the execution manager setup tools.

Performance and scalability evaluation of META-pipe on different execution environments is important, but outside the scope of this paper. Here we describe the work done before and after executing pipeline jobs. This approach can be used for other bioinformatics pipelines (implemented as Spark jobs). A performance evaluation would require a detailed explanation of the META-pipe tools. To make this point clearer we have added a line in "cPouta Open Stack setup" about META-pipe job execution time being several hours (compared to 10-30 minutes of setup time).

Competing Interests: No competing interests

Reviewer Report 15 December 2017

<https://doi.org/10.5256/f1000research.14327.r28995>

© 2017 Collin O. This is an open access peer review report distributed under the terms of the [Creative Commons Attribution License](#), which permits unrestricted use, distribution, and reproduction in any medium, provided the original work is properly cited.



Olivier Collin 

Univ Rennes, Inria, CNRS, IRISA F-35000, Rennes, France

The article describes the setup of a multi-cloud architecture that can support the execution of META-pipe jobs for marine metagenomics data analysis.

It is intended for a technically inclined audience and focuses on the different configuration steps required for the setup of a complex computing architecture involving several clouds in several countries.

The purpose is to be able to open the META-pipe service to a large number of ELIXIR users. Several cloud middleware have been configured (Openstack, OpenNebula, Amazon).

The description of the infrastructure is clear and additional links to github repositories or online documents allow the reader to fetch extra technical information.

Remarks :

In the introduction, the authors indicate that the design goal is to make execution managers (sic) portable and that the setup and maintenance of execution managers (sic) is easy. The authors state

that these goals are achieved because all state is maintained on central servers. This section is not completely clear and should be rewritten to highlight the advantages of the central servers architecture. Emphasizing the fact that the META-pipe environment will be pushed from a central server to the execution clouds could clarify things.

In the chapter concerning the META-pipe executables and dependencies (page 4), it could be interesting to better describe these dependencies. These dependencies are downloaded from the artifact server but no technical information is given about this server (for example : location, size of the downloads). Are the reference databases provided by the artifact server ?

The infrastructure is articulated around a central server hosting the configuration of META-pipe. This creates a single point of failure. It could be interesting to describe the actions that are taken in order to have a more resilient system.

In the META-pipe job execution paragraph, the input data is downloaded to a data structure (page 5, col 1, line 18). What is this data structure ?

Typos:

Page 3 / Col 2 / Line 4, 5, 11 : manager/manger

Page 3 / Col 2 / Line 27 : executables instead of executable

Page 3 / Col 2 / Line 29 : is set up

Page 5 / Col 1 / Line 3 : is set up

Page 5 / Col 1 / Line 27 : to set up

Page 5 / Col 2 / Line 42 : are set up

Page 5 / Col 2 / Line 45 : utilizes

Page 6 / Col 1 / Line 13 : its dataset

Page 6 / Col 1 / Line 23 : set up

Page 6 / Col 1 / Line 28 : set up

Page 6 / Col 1 / Line 38 : To set up a cluster for a second time

Page 6 / Col 2 / Line 19 : We set up

Page 6 / Col 2 / Line 24 : did not need to : Missing word

Page 6 / Col 2 / Line : several pipeline mangers : managers ?

Page 7 / Col 1 / Line 19 : ELIXIR

Is the rationale for developing the new method (or application) clearly explained?

Yes

Is the description of the method technically sound?

Yes

Are sufficient details provided to allow replication of the method development and its use by others?

Yes

If any results are presented, are all the source data underlying the results available to ensure full reproducibility?

Yes

Are the conclusions about the method and its performance adequately supported by the findings presented in the article?

Yes

Competing Interests: No competing interests were disclosed.

I confirm that I have read this submission and believe that I have an appropriate level of expertise to confirm that it is of an acceptable scientific standard.

Author Response 16 Jan 2018

Lars Ailo Bongo, UiT The Arctic University of Norway, Tromsø, Norway

Thank you for your remarks. We have made the following changes in our revised version:

1. We improved the description of the centralized server and the execution environments in the introduction.
2. We added additional details about the dependencies and the artifacts server in "META-pipe executable and dependencies"
3. We now specify that the data is downloaded into a Spark RDD.
4. We have fixed the typos.

We agree that centralized servers create a single-point-of-failure, but at the same time it simplifies the implementation of the backend. We are not a stage at the project yet where we believe the improved availability justifies prioritizing this issue.

Competing Interests: No competing interests

The benefits of publishing with F1000Research:

- Your article is published within days, with no editorial bias
- You can publish traditional articles, null/negative results, case reports, data notes and more
- The peer review process is transparent and collaborative
- Your article is indexed in PubMed after passing peer review
- Dedicated customer support at every stage

For pre-submission enquiries, contact research@f1000.com

F1000Research