

## The genus *Raiboscelis* Allard, 1876 (Coleoptera: Tenebrionidae): taxonomic history, nomenclature, morphology

### Род *Raiboscelis* Allard, 1876 (Coleoptera: Tenebrionidae): таксономическая история, номенклатура, морфология

M.V. Nabozhenko<sup>1</sup>, I. Löbl<sup>2</sup>  
М.В. Набоженко<sup>1</sup>, И. Лёбл<sup>2</sup>

<sup>1</sup>Azov branch of Murmansk Marine Biological Institute Kola Scientific Centre RAS, Southern Scientific Centre RAS, Chekhov str., 41, Rostov-on-Don 344006 Russia. E-mail: nalassus@mail.ru

<sup>2</sup>Muséum d'histoire naturelle, Case postale 6434, Genève CH-1211 Switzerland. E-mail: ivan.lobl@bluewin.ch

Азовский филиал Мурманского морского биологического института Кольского научного центра РАН, Южный научный центр РАН, ул. Чехова, 41, Ростов-на-Дону 344006 Россия

Музей естественной истории, а/я 6434, Женева CH-1211 Швейцария

**Key words:** Coleoptera, Tenebrionidae, Helopini, *Raiboscelis*, taxonomy, nomenclature, morphology.

**Ключевые слова:** Coleoptera, Tenebrionidae, Helopini, *Raiboscelis*, таксономия, номенклатура, морфология.

**Abstract.** The present paper reviews the history of taxonomy and nomenclature of the genus *Raiboscelis* Allard, 1876. The original spelling of this genus name is *Raibosceles*. While *Raibosceles* was rarely used, the spelling *Raiboscelis* was adopted by many authors and is in prevailing usage. Consequently, it should be used to denote this taxon [ICZN Art. 33.3.1, and also 33.2.3.1]. The genus *Hipponome* Laporte, 1840 was established for *Helops azureus* Brullé, 1832, a valid species known as *Raiboscelis azureus*. Thus, *Hipponome* is a senior synonym of *Raiboscelis*. As *Hipponome* was not used as valid after 1899 to our knowledge, it may be declared nomen oblitum. *Raiboscelis* Allard, 1876 is currently used and here declared nomen protectum. The required supporting references [ICZN Art. 23.9.1.2] are annexed. The genus *Raiboscelis* is redefined and the relevant taxonomic characters are illustrated.

**Резюме.** В статье рассматривается история таксономии и номенклатуры рода *Raiboscelis* Allard, 1876. Первоначальное написание рода *Raibosceles*. Название *Raibosceles* редко использовалось, однако название *Raiboscelis* было адаптировано для большинства авторов и предлагается как валидное для рода *Raiboscelis* согласно статьям 33.3.1 и 33.2.3.1 Кодекса зоологической номенклатуры. Название *Hipponome* Laporte, 1840 было установлено для *Helops azureus* Brullé, 1832 (валидный вид, сейчас *Raiboscelis azureus*) и является старшим синонимом *Raiboscelis* согласно статье 12.2.5 Кодекса. Так как название *Hipponome* не использовалось как валидное после 1899 года, оно предлагается в качестве помета oblita, а *Raiboscelis* в качестве nomen protectum согласно статье 23.9.1.2 Кодекса. В статье дается также морфологическая характеристика рода и иллюстрации таксономических и других важных признаков.

*Raiboscelis* Allard, 1876, originally spelled *Raibosceles*, is a well established Helopini genus currently including 15 valid species and subspecies, distributed in the Mediterranean region (Syria, Israel, Turkey, Greece,

Albania, Cyprus, Italia – Sicily). Its type species, *Raiboscelis corvinus* (Küster, 1850), was designated by Gebien [1943].

Allard [1876] placed *Raiboscelis* in a group of genera possessing short metathorax (his second division). He compared *Raiboscelis* with *Diastixus* Allard, 1876, at present in synonymy with *Nesotes* Allard, 1876, on the basis of the shape of the pronotum which is not cordiform and has rounded angles. Allard [1876] originally included in the genus 7 species: *R. corvinus* (Küster, 1850), *R. tumidicollis* (Küster, 1850), *R. azureus* (Brullé, 1832), *R. cyprius* Allard, 1876, *R. coelestinus* (Waltl, 1838), *R. eleodinus* (Reiche, 1861), and *R. quadraticollis* (Küster, 1850). Subsequently, Allard [1877] compared *Raiboscelis* with *Helops* Fabricius, 1775. Seidlitz [1896], emended the spelling of the genus-group name to *Raiboscelis*, placed the group as a subgenus in *Helops* Fabricius, 1775, and added two more species: *R. saphyrinus* (Allard, 1876) (at present in *Entomogonus* Solier, 1848), and *R. latimargo* (Seidlitz, 1896). Reitter [1922] re-established the genus rank of *Raiboscelis* and added still *R. immargo* Reitter, 1922 and *R. iconiensis* (Pic, 1900). Gebien [1943] synonymized some the previously included taxa. He recognized within the genus 9 valid species.

The original spelling of the genus-group name is *Raibosceles* [Allard, 1876: 5], while Rye [1878: 69] proposed an unjustified emendation, *Rhaebosceles*. Since the work of Seidlitz [1896], almost all authors used the spelling *Raiboscelis* for this genus. While *Raibosceles* was used recently [e.g., Nabozhenko, Löbl, 2008], the spelling *Raiboscelis* was adopted by many authors and is in prevailing usage. Consequently, it should be used to denote this taxon [ICZN Art. 33.3.1, and also 33.2.3.1].

Laporte [1840: 235] subdivided the genus *Helops* in several “divisions”. Each of his divisions was defined and named, the third one, *Hipponome*, was established for *Helops azureus* Brullé, a valid species known at present as *Raiboscelis azureus*. Seidlitz [1896: 754, note] considered the Laporte’s description insufficient and rejected the used of *Hipponome*. *Helops azureus* is the type species of

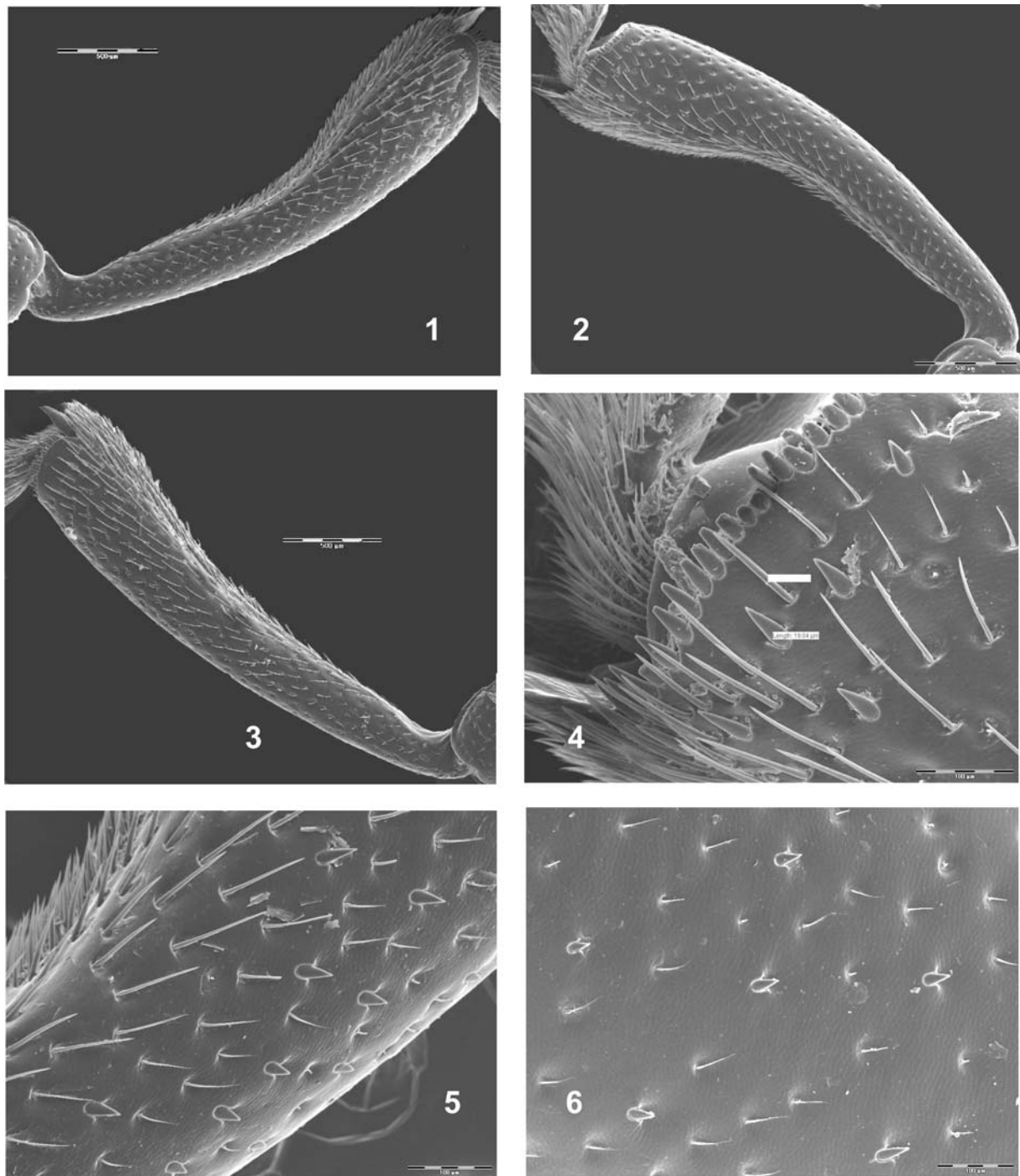


Fig. 1–6. *Raiboscelis coelestinus* (Waltl, 1838), male.

1 – protibia, dorsal view; 2 – protibia, ventral view; 3 – mesotibia; 4 – apical part of protibia; 5 – surface of tibia; 6 – surface of femora.

Рис. 1–6. *Raiboscelis coelestinus* (Waltl, 1838), детали строения самца.

1 – передняя голень сверху; 2 – передняя голень снизу; 3 – средняя голень; 4 – верхинная часть передней голени; 5 – поверхность голени; 6 – поверхность бедра.

*Hipponome* by monotypy. Hence, *Hipponome* is a senior synonym of *Raiboscelis* (and *Raibosceles*).

As the name *Hipponome* was not been used as valid after 1899 to our knowledge, it complies with the conditions required for nomina oblita [ICZN, Art. 23.9.1.1]. The references required to support the preservation of *Raiboscelis* Allard, 1876 as a nomen protectum [ICZN Art.

23.9.1.2] are given in the Appendix.

The genus *Raiboscelis* is a member of the helioid group of genera of the subtribe Helopina. The morphological diagnosis of the genus is given below (type species of the genus *Raiboscelis coelestinus* with all subspecies was described and figured in a paper of Picka [1984]).

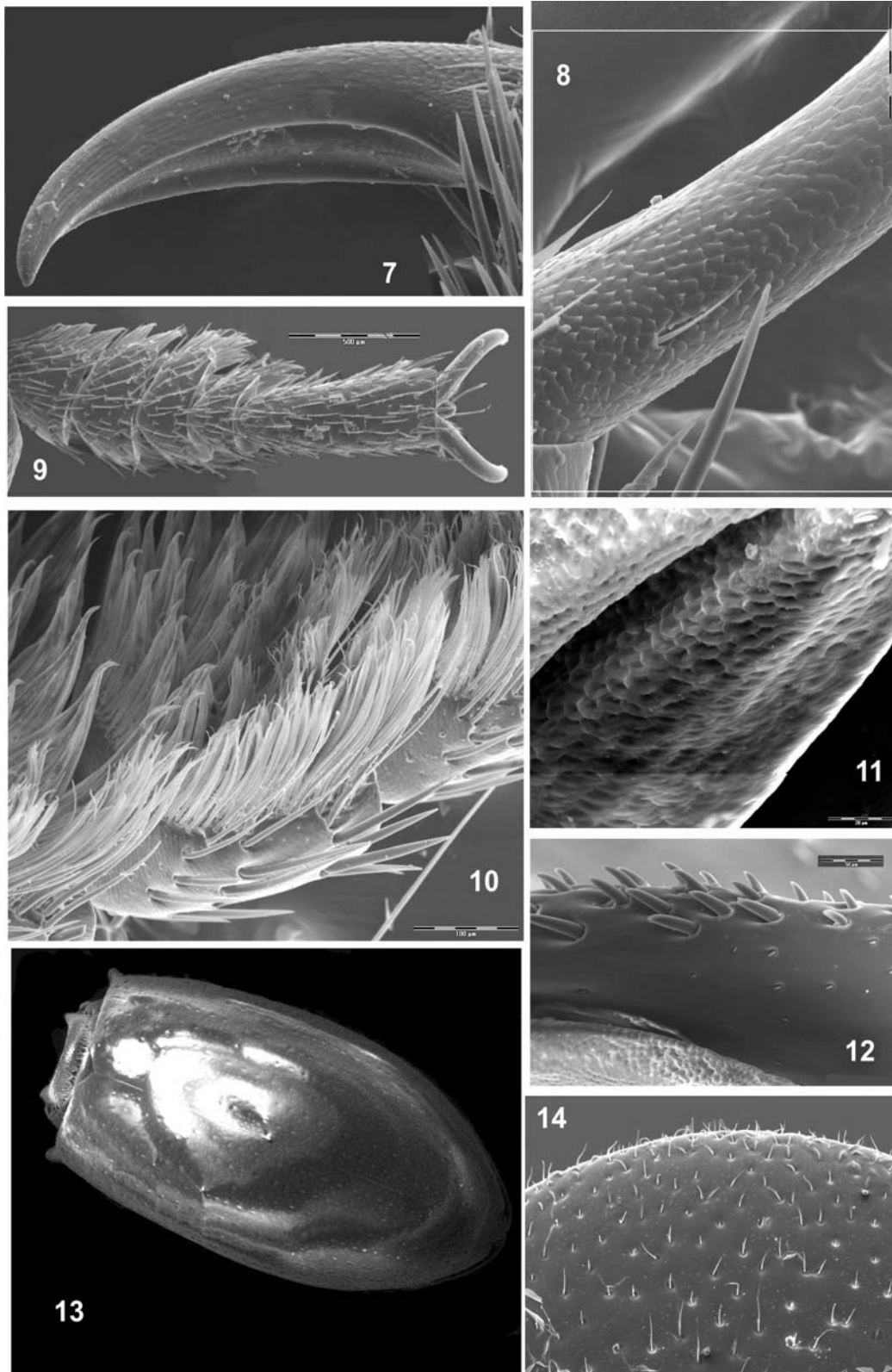


Fig. 7–14. *Raiboscelis coelestinus* (Waltl, 1838), male.

7 – tarsal claw, inner side; 8 – tarsal claw, surface; 9 – protarsus, dorsal view; 10 – protarsus, entire surface; 11 – microsculptur of penis; 12 – ventral surface of paramera; 13 – elytra; 14 – apical abdominal sternit, surface of apical part.

Рис. 7–14. *Raiboscelis coelestinus* (Waltl, 1838), детали строения самца.

7 – коготок лапки, внутренняя сторона; 8 – коготок лапки, поверхность; 9 – передняя лапка, вид сверху; 10 – передняя лапка, подошвенная сторона; 11 – микроскульптура пениса; 12 – вентральная поверхность парамер; 13 – надкрылья; 14 – анальный стернит брюшка, поверхность вершинной части.

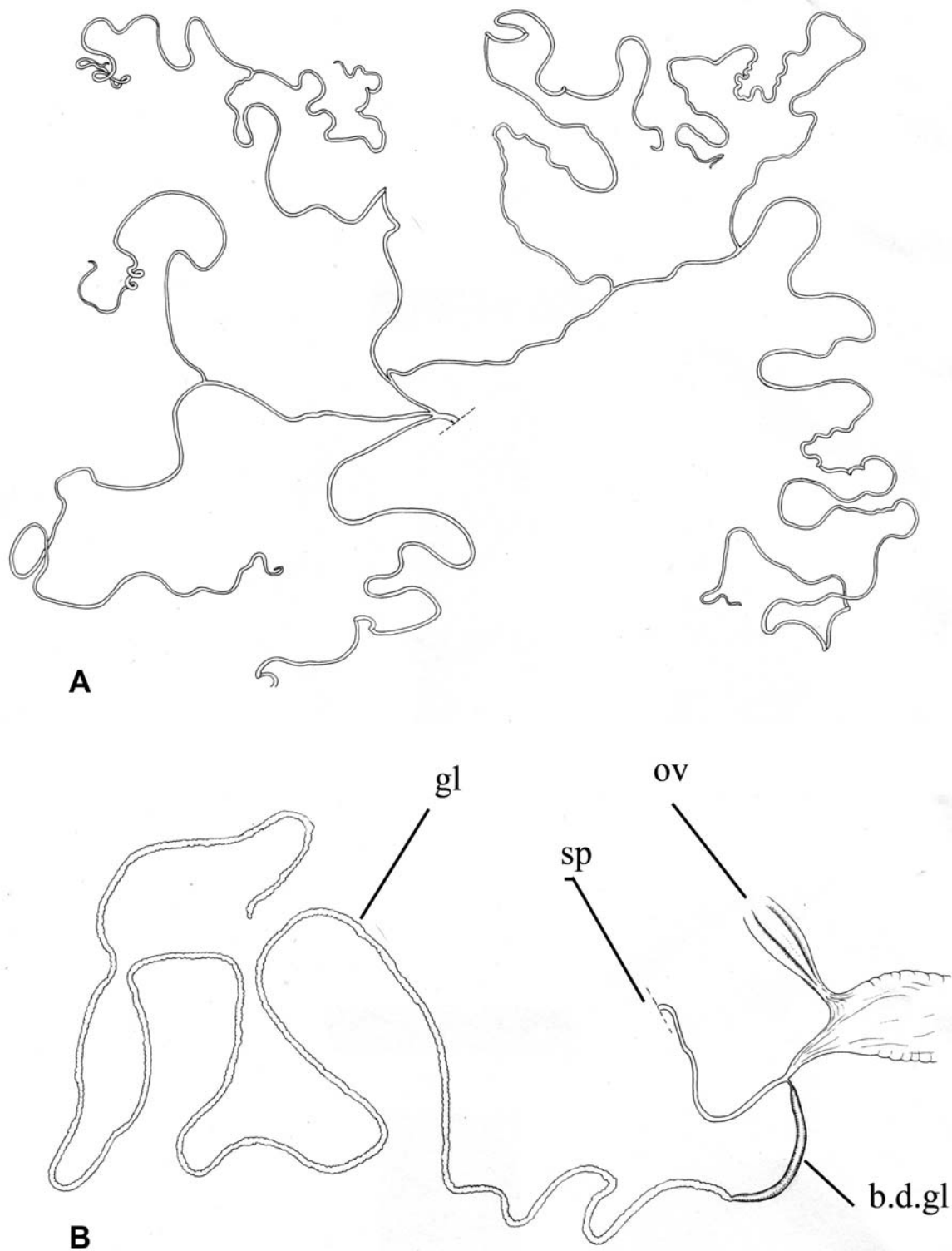


Fig. 15. *Raiboscelis coelestinus* (Waltl, 1838), sexual ducts of female.

A – spermatheca; B – gland and apical part of vagina.

gl – gland of spermatheca; sp – spermatheca; ov – oviduct; b.d.gl. – basal duct of gland.

Рис. 15. *Raiboscelis coelestinus* (Waltl, 1838), половые протоки самки.

A – сперматека; B – железа и апикальная часть вагины.

gl – железа сперматеки; sp – сперматека; ov – яйцевод; b.d.gl. – базальный проток железы.

### Morphological characteristic of *Raiboscelis* (figured only *R. coelestinus*)

(Fig. 1–15)

Body glabrous, cylindrical or oval-cylindrical, black, lacking microsculpture and with dark blue, violet or green shine (also legs and apical part of head may have dark blue shine), or with alveolate microsculpture and dull.

Head with coarse puncturation consisting of round, rarely elongated punctures. Anterior margin of clypeus straight. Transverse depression along frontoclypeal suture inconspicuous. Eyes strongly elongated in lateral view. Antennae not very long, with 3 apical segments (in male) or 1–2 apical segments (in female) projecting beyond base of pronotum. antennomeres 8–11 not elongated, triangular, flattened. Antennomere 11 in male rounded-triangular, strongly asymmetrical, as long as slightly longer than antennomere 10. Antennomere 11 in female very short, shorter than antennomere 10, round or oval.

Pronotum rectangular or square, posterior angles narrowly rounded, weakly obtuse or rectangular, not acute. Margins of pronotum widely margined. Disc of pronotum not or, very rarely, weakly flattened on laterally. Propleura not flattened laterally, wriggled and punctuate, or only punctuate. Prosternal process visibly projected, acute in lateral view.

Elytra elongate, cylindrical or subcylindrical, with acute, projected humera (fig. 13). Vertically inclined basal margin distinct. Punctures large, round, not merged in rows. Epipleura not reaching elytral apex, with shaft-like edge. Apex with deep sulcus formed by impressed, fused punctures, situated between dorsal margin of epipleura and surface of elytra; sulcus extending onto stria between 1<sup>st</sup> and 2<sup>nd</sup> elytral intervals.

Abdominal sternites glabrous or with very short, narrow setae (fig. 14). Apical sternite lacking coarse, long, erected hairs. All 5 exposed abdominal sternites widely margined laterally. Inner sternite entirely margined.

Protibiae (fig. 1, 2) in male strongly curved, weakly clubbed, widened at apex, with very dense brush of dark reddish-brown or brown setae. Mesotibiae curved (fig. 3), gradually widened toward apex. Metatibia weakly curved. All tibiae with long thin setae and short robust spines (fig. 4–6). Pro- and mesotarsi widened, in male with dense hair-brush on entire surface (fig. 9, 10). In female pro- and middle tibiae only weakly curved, tarsi not widened. Tarsal claws large and strongly curved, with distinct microsculpture on outer and inner side (fig. 7, 8).

Genitalia of male. Parameres typical for genera of helopioid complex [Nabozhenko, 2006]. Parameres and phallobase strongly sclerotized. Parameres with short, robust spines on dorsal and lateral sides and with very short and small spines on ventral side (fig. 12). Ventral processes of parameres fused and covering penis on ventral side of aedeagus, along entire length of phallobase, attached to margins of phallobase by membrane. Parameres ventrally mobile relative to phallobase, simplifying movement of penis forward during copulation. Penis strongly elongated, reinforced by 2 sclerites, acute at apex. Surface of penis with impressed alveolate microsculpture (fig. 11), which is

enable to stretch and covers penis during copulation due to pressure of hemolymph.

Spiculum gastrale is also of typical helopioid structure [Nabozhenko, 2005]: baculiform sclerites of spiculum gastrale approximate, not curved outwards in dorsal view, straight in lateral view, frequently prolonged into pseudo-common shaft at apex, not entirely fused except for its apical part connected by membrane. Inner sternite VIII strongly sclerotized, densely pubescent, with rugose surface on ventral side.

Genitalia of female. Oviduct typical for Helopini, long, with 4 lobes, gonostyli cylindrical, with 2 setae on apex.

Sexual ducts of female (fig. 15). Spermatheca with 4 branches, 3 of which very long and divided into 3–4 branches. Gland of spermatheca without valve, entering into duct of spermatheca by sclerotized, thickened duct. Vagina with transversal sclerotized structures.

### Acknowledgements

We thank sincerely P. Bouchard (Ottawa, Canada) for pointing out the problem of *Hipponome* and for his assistance, and F. Soldati (Quillan, France) for providing several supporting references.

### References

- Allard E. 1876. Révision des hélopiques vrais de Lacordaire // *L'Abeille, Journal d'Entomologie*. 14: 1–80.
- Allard E. 1877. Révision des Helopides vrais // *Mitteilungen der Schweizerischen Entomologischen Gesellschaft*. 5: 13–268.
- Gebien H. 1943. Katalog der Tenebrioniden, Teil III // *Mitteilungen der Münchner Entomologischen Gesellschaft*. 33: 399–430 (778–809).
- ICZN. 1999. International Code of Zoological Nomenclature. Fourth edition. Adopted by the International Union of Biological Sciences. London: International Trust of Zoological Nomenclature. xxix + 306 pp.
- Laporte F.L.N. de Caumont de Castelnau. 1840. Histoire naturelle des insectes coléoptères; avec une introduction renfermant l'anatomie et la physiologie des animaux articulés, par M. Brullé. Tome deuxième. Paris: P. Duménil. 563 + [1] p., pls 20–37.
- Nabozhenko M.V. 2005. Interstructural correlations in evolution of darkling beetles of the tribe Helopini (Coleoptera: Tenebrionidae) // *Kavkazskiy entomologicheskii bulletin*. 1(1): 37–48 [in Russian].
- Nabozhenko M.V. 2006. A revision of the genus *Catomus* Allard, 1876 and allied genera (Coleoptera, Tenebrionidae) from the Caucasus, Middle Asia and China // *Entomologicheskoye obozreniye*. 85(4): 798–857 [in Russian]. English translate: *Entomological review*. 2006. 86(9): 1024–1072].
- Nabozhenko M.V., Löbl I. 2008. Tribe Helopini, p. 241–257 // *Catalogue of Palaearctic Coleoptera* (Löbl I., Smetana A. eds). Vol. 5. Tenebrionoidea. Stenstrup: Apollo Books. 670 p.
- Picka J. 1984. Zur Faunistik und Taxonomie der Tenebrionidae (Coleoptera) der Insel Kreta // *Türkiye Bitki Koruma Dergisi*. 7–8: 17–31.
- Reitter E. 1922. Bestimmungstabelle der palaearktischen Helopinae (Col., Tenebrionidae) // *Wiener Entomologische Zeitung*. 39: 1–44, 113–171.
- Rye E.C. 1878. *Insecta. The Zoological Record for 1876; being the volume thirteenth of the Record of Zoological Literature*. London: John van Voost. 240 p.
- Seidlitz G., von. 1893–1898. Tenebrionidae. P. 201–400 (1893), p. 401–608 (1894), p. 609–800 (1896), p. 801–877 (1898) // *Kiesewetter H. von, Seidlitz G. von: Naturgeschichte der Insecten Deutschlands. Erste Abteilung Coleoptera. Bd 5. Heft. 8*. Berlin: Nicolaische Verlags-Buchhandlung. P. XXVIII+877.

## Appendix

### References supporting the preservation of *Raiboscelis* Allard, 1876 over *Hipponome* Laporte, 1840 under ICZN Art. 23.9.

- Abdurakhmanov G.M. 1988. The Eastern Caucasus, view of entomologist. Makhachkala: Daghestan book press. 136 p. [in Russian].
- Abdurakhmanov G.M., Medvedev G.S. 1994. Catalog of darkling beetles of the Caucasus. Makhachkala: Institute of applied ecology. 213 p. [in Russian].
- Aliquò V., Rastelli M., Rastelli S., Soldati F. 2007. Coleotteri Tenebrionidi d'Italia – Darkling Beetles of Italy. Piccole Faune: Coleotteri Tenebrionidi d'Italia. Museo Civico di Storia naturale di Carmagnola, Associazione Naturalistica Piemontese, Progetto Biodiversità Comitato Parchi-Centro Studi (Roma), CD-Rom. (<http://web.tiscali.it/tenebrionidae>).
- Ardoine P. 1976. Tenebrionidae récoltés par Monsieur M. Cerruti dans diverses îles grecques (Coleoptera) // *Fragmenta entomologica*. 12: 69–79.
- Ardoine P. 1978. Récoltes dans le Péloponnèse oriental et description d'une sous-espèce nouvelle de Tenebrionidae (Coleoptera) // *Entomops*. 45: 133–140.
- Español F. 1974. Nuevas localizaciones de *Nalassus* ibéricos (Coleoptera, Tenebrionidae) // *Boletín de la Real Sociedad Española de Historia Natural. Section Biología*. 72: 213–217.
- Fattorini S. 2002. Biogeography of the tenebrionid beetles (Coleoptera, Tenebrionidae) on the Aegean Islands (Greece) // *Journal of Biogeography*. 29: 49–67.
- Fattorini S. 2007. A statistical method for idiographic analyses in biogeographical research // *Diversity and Distributions*. 13(6): 836–844.
- Fattorini S. 2008. A multidimensional characterization of rarity applied to the Aegean tenebrionid beetles (Coleoptera Tenebrionidae) // *Journal of Insect Conservation*. 12(3/4): 251–263.
- Fattorini S. 2008. A multidimensional characterization of rarity applied to the Aegean tenebrionid beetles (Coleoptera Tenebrionidae). P. 57–69 // *Insect conservation and Islands* (T.R. New ed.). Springer: 252 p.
- Fattorini S., Leo P., Salvati L. 1999. Biogeographical observations on the darkling beetles of the Aegean islands (Coleoptera, Tenebrionidae) // *Fragmenta Entomologica* 31(2): 339–375.
- Ferrer J., Soldati L. 1999. Contribution à l'étude des Tenebrionidae de Turquie (Insecta, Coleoptera) // *Entomofauna*. 20(4): 53–92.
- Finkel M., Chikatunov V., Nevo E. 2002. Coleoptera of "Evolution Canyon": Lower Nahal Oren, Mount Carmel, Israel. Sofia-Moskow: Pensoft Publisher. 280 p.
- Gardini G. 1995. Fascicolo 58. Coleoptera Polyphaga XIII (Lagriidae, Alleculidae, Tenebrionidae). P. 1–17 // Checklist delle specie della fauna italiana (eds. A. Minelli, S. Ruffo, S. La Posta). Bologna: Calderini.
- Grimm R. 1981. Die Fauna der Agäis-Insel Santorin. Teil 2. Tenebrionidae (Coleoptera) // *Stuttgarter Beiträge zur Naturkunde, Serie A (Biologie)*. 348: 1–14.
- Iablokoff-Khznorian S.M. 1964. Bemerkungen über einige Reiter'sche Typen aus dem Ungarischen Naturwissenschaftlichen Museum (Coleoptera) // *Rovartani közlemények (Folia ent. Hung)*. 17(20): 293–315.
- Kaszab Z. 1961. Zwei neue Tenebrioniden (Coleoptera) aus Arabien und Kleinasien // *Entomologische Abhandlungen*. 26(20): 169–175.
- Kaszab Z. 1967. Ergebnisse der Albanien-Expedition 1961 des Deutschen Entomologischen Institutes 70. Beitrag // *Beiträge zur Entomologie*. 17(3/4): 547–571.
- Kaszab Z. 1968. Ergebnisse zoologischer Sammelreisen in der Türkei. Coleoptera: Tenebrionidae // *Annalen des Naturhistorischen Museum Wien*. 72: 451–463.
- Keskin B. 1999. Balçova Barajı (Izmir; Türkiye) civarında Tenebrionidae (Coleoptera) faunası // *Türkiye Entomoloji Dergisi*. 23(3): 211–224.
- Kulzer H. von. 1963. Verzeichnis des Typenmaterials der Tenebrionidensammlung des Museums G. Frey // *Entomologische Arbeiten aus dem Museum G. Frey*. 14: 375–435.
- Leo P., Fattorini S. 2002. New records of Tenebrionid beetles from the Aegean islands (Coleoptera, Tenebrionidae) // *Biocosme Mésogéen*. 18(4): 157–165.
- Leo P., Liberto A. 2002. Un nuovo genere di Helopini della Grecia (Coleoptera, Tenebrionidae) // *Fragmenta Entomologica*. 34: 299–309.
- Moragues G. 1989. Notes coléoptérologiques helléniques (II) // *Biocosme Mésogéen*. 6(3): 153–160.
- Nabozhenko M. V. 2002. Darkling beetles of the tribe Helopini (Coleoptera, Tenebrionidae) of European part of CIS and the Caucasus. DrPh Dissertation. Saint-Petersburg: Zoological Institute RAS. 309 p. [in Russian].
- Nabozhenko M.V. 2006. A revision of the genus *Catomus* Allard, 1876 and allied genera (Coleoptera, Tenebrionidae) from the Caucasus, Middle Asia and China // *Entomologicheskoe obozrenie*. 85(4): 798–857 [in Russian. English translated: *Entomological review*. 2006. 86(9): 1024–1072].
- Picka J. 1984. Zur Faunistik und Taxonomie der Tenebrionidae (Coleoptera) der Insel Kreta // *Türkiye Bitki Koruma Dergisi*. 7–8: 17–31.
- Schawaller W. 1996. Tenebrionidae (Coleoptera) aus Nord-Griechenland: Habitate, Artengesellschaften und Verbreitung. *Entomologische Blätter*. 92: 3–18.
- Soldati F., Soldati L. 2002. Compte-rendu d'une expédition scientifique en Grèce et description de nouveaux taxons (Coleoptera Tenebrionidae) // *Biocosme Mésogéen*. 18(4): 167–185.
- Tezkan S., Karsavuran Yu., Pehlivan E., Keskin B., Ferrer J. 2004. Contributions to the knowledge of the Tenebrionidae from Turkey. Part II. Opatrinae, Tenebrioninae, Adeliinae // *Türkiye Entomoloji Dergisi*. 28(3): 163–180.

## References

- Allard E. 1876. Revision des helopines vrais de Lacordaire. *L'Abeille, Journal d'Entomologie*. 14: 1–80.
- Allard E. 1877. Revision des Helopides vrais. *Mitteilungen der Schweizerischen Entomologischen Gesellschaft*. 5: 13–268.
- Gebien H. 1943. Katalog der Tenebrioniden, Teil III. *Mitteilungen der Münchner Entomologischen Gesellschaft*. 33: 399–430 (778–809).
- ICZN. 1999. International Code of Zoological Nomenclature. Fourth edition. Adopted by the International Union of Biological Sciences. London: International Trust of Zoological Nomenclature. xxix + 306 pp.
- Laporte F.L.N. de Caumont de Castelnau. 1840. Histoire naturelle des insectes coleopteres; avec une introduction renfermant l'anatomie et la physiologie des animaux articules, par M. Brulle. Tome deuxieme. Paris: P. Dumenil. 563 + [1] p., pls 20–37.
- Nabozhenko M.V. 2005. Interstructural correlations in evolution of darkling beetles of the tribe Helopini (Coleoptera: Tenebrionidae). *Kavkazskiy entomologicheskii bulletin*. 1(1): 37–48 (in Russian).
- Nabozhenko M.V. 2006. A revision of the genus *Catomus* Allard, 1876 and allied genera (Coleoptera, Tenebrionidae) from the Caucasus, Middle Asia and China. *Entomologicheskoe obozrenie*. 85(4): 798–857 (in Russian; English translate: *Entomological review*. 2006. 86(9): 1024–1072).
- Nabozhenko M.V., Löbl I. 2008. Tribe Helopini. In: Catalogue of Palaearctic Coleoptera (I. Löbl, A. Smetana eds). Vol. 5. Tenebrionoidea. Stenstrup: Apollo Books: 241–257.
- Picka J. 1984. Zur Faunistik und Taxonomie der Tenebrionidae (Coleoptera) der Insel Kreta. *Türkiye Bitki Koruma Dergisi*. 7–8: 17–31.
- Reitter E. 1922. Bestimmungstabelle der palaearktischen Helopinae (Col., Tenebrionidae). *Wiener Entomologische Zeitung*. 39: 1–44, 113–171.
- Rye E.C. 1878. Insecta. The Zoological Record for 1876; being the volume thirteenth of the Record of Zoological Literature. London: John van Voost. 240 p.
- Seidlitz G., von. 1893–1898. Tenebrionidae. P. 201–400 (1893), p. 401–608 (1894), p. 609–800 (1896), p. 801–877 (1898). In: Kiesenwetter H. von, Seidlitz G. von: Naturgeschichte der Insecten Deutschlands. Erste Abteilung Coleoptera. Bd 5. Heft. 8. Berlin: Nicolaische Verlags-Buchhandlung. P. XXVIII+877.