

PDF hosted at the Radboud Repository of the Radboud University Nijmegen

The following full text is a publisher's version.

For additional information about this publication click this link.

<http://hdl.handle.net/2066/201098>

Please be advised that this information was generated on 2019-12-04 and may be subject to change.

Power-law energy level spacing distributions in fractals

Askar A. Iliasov,^{1,*} Mikhail I. Katsnelson,¹ and Shengjun Yuan^{2,1,†}

¹*Institute for Molecules and Materials, Radboud University, Heyendaalseweg 135, 6525AJ Nijmegen, The Netherlands*

²*Key Laboratory of Artificial Micro- and Nano-structures of Ministry of Education, School of Physics and Technology, Wuhan University, Wuhan 430072, China*



(Received 6 November 2018; revised manuscript received 11 January 2019; published 1 February 2019)

In this paper we investigate the energy spectrum statistics of fractals at the quantum level. We show that the energy level distribution of a fractal follows a power-law behavior, if its energy spectrum is a limit set of piecewise linear functions. We propose that such a behavior is a general feature of fractals, which can not be described properly by random matrix theory. Several other arguments for the power-law behavior of the energy level spacing distributions are proposed.

DOI: [10.1103/PhysRevB.99.075402](https://doi.org/10.1103/PhysRevB.99.075402)

I. INTRODUCTION

The quantum chaos theory successfully describes mesoscopic systems with the help of random matrix theory [1–7]. A prominent class of such systems are disordered systems. In general, they could have some properties of fractals, such as the fractional dimension and the singular spectrum [8,9]. Surprisingly, much less is known on energy spectrum of regular fractal structures, probably, due to a lack of motivation: whereas disordered systems are very common in physics, regular fractals, small enough to make quantum effects relevant, were considered as exotic. The situation was changed just recently due to the developing of new nanofabrication methods [10–12]. As an example, self-similar structures are already applied in the production of antennas and metamaterials [13,14].

Fractals were intensively studied in physical [8,15,16] and mathematical [17] literatures. However, quantum effects are hardly studied; the previous research did not use the language of quantum chaos or random matrix theory. Recent works along this direction include topological characteristics of fractals [18], localization in randomly generated fractals [19], and the transport [20], optical [21], and plasmonic [22] properties of regular fractal structures such as Sierpinski carpet and Sierpinski gasket.

The statistics of spectrum of Sierpinski carpet and random carpet with the same number of holes were studied in Ref. [23]. It was shown that the spectrum statistics of these two types of carpets are drastically different. The random carpet has usual Poisson statistics of the energy spectrum while Sierpinski carpet demonstrates a power-law distribution. The power-law behavior also was numerically demonstrated for Sierpinski gasket with disorder [24].

For fractals with finite ramification number, the spectrum of such system is a limit set of a map, which is inverse to polynomial. This procedure is called spectral decimation [25,26] and was first applied in the case of Sierpinski gasket

[27]. The ramification number of a fractal is given by the number of bonds that need to be cut to separate two iterations from the another. The spectral decimation is the procedure, which relates iterations of the fractal with iterations of some functions. To our knowledge, the level spacing distribution was not analytically studied even for Sierpinski gasket or other fractals, which admit spectral decimation.

Our paper is devoted to the analysis of quantum energy spectrum of some fractal structures. Section II describes the spectrum statistics of Sierpinski gasket and argues that the power-law distribution could be the feature of other fractals admitting spectral decimation. Section III demonstrates the spectrum statistics for modified Sierpinski gasket, and Sec. IV provides a detailed discussion of the results.

II. SIERPINSKI GASKET

A. Symmetries of spectrum

We use the following simplest, single-orbital tight-binding Hamiltonian to study the energy spectrum of fractal structures:

$$H = -t \sum_{\langle ij \rangle} c_i^\dagger c_j. \quad (1)$$

The Hamiltonian describes electrons with hopping between the nearest-neighbor $\langle ij \rangle$ sites of a fractal, c_i^\dagger and c_j are creation and annihilation operators.

In the case of Sierpinski gasket (an example of $n = 3$ iterations is shown in the Fig. 1), the energy spectrum is generated by the following functions [27]:

$$x_{n+1} = F_{\pm}(x_n) = \pm \sqrt{\gamma - x_n}, \quad (2)$$

with $\gamma = 15/4$ and the variable x_n corresponding to the spectrum of the tight-binding model in Eq. (1) (in the units of t). These functions produce the spectrum of $n + 1$ th iterations of Sierpinski gasket from the spectrum of n th iterations. There is a shift in the functions of Eq. (2) $x \rightarrow x + 3/2$ in comparison with Ref. [27] [see their Eq. (2.16)], for the sake of convenience.

The spectrum of Sierpinski gasket consists of a limit set of the dynamical systems of Eq. (2) and a nonregular part of

*A.Iliasov@science.ru.nl

†s.yuan@whu.edu.cn

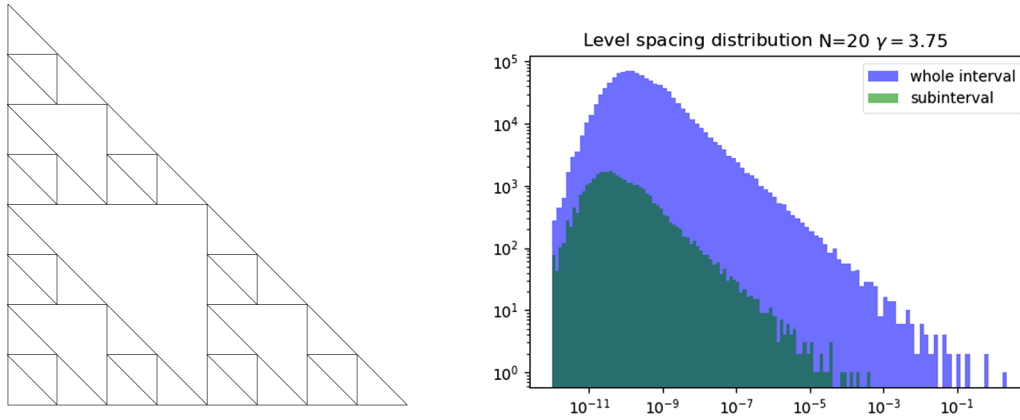


FIG. 1. Left: The Sierpinski gasket with three iterations. Right: The level spacing distribution of Sierpinski gasket for 20 iterations (blue) and left subinterval consisting of 15 iterations (green). The spectrum was calculated by iterations of dynamical system (2).

degenerate eigenvalues. However, the number of degenerate eigenvalues are much smaller for large enough iterations of the fractal, and in the following discussion we do not take them into account.

To simplify the following analysis, let us describe some simple properties of Eq. (2), following the discussion in Ref. [27]. One can see that $F_+^{-1}(x) = F_-^{-1}(x) = x^2 - \gamma$, which is a polynomial map closely connected to logistic map $rx(1-x)$, which is intensively studied in chaotic dynamics [28]. The limit set $K = \lim_{n \rightarrow \infty} \cup F_{\pm} \circ F_{\pm} \circ \dots \circ F_{\pm}(x_0)$ is the Julia set of the real polynomial map, i.e., the real part of Mandelbrot set. K is bounded by the values x_{\max} and $x_{\min} = -x_{\max}$, which are determined by equation $x_{\max} = \sqrt{\gamma + x_{\max}}$. In the case of Sierpinski gasket, $\gamma = 15/4$ and $x_{\max} = 2.5$.

The set K is invariant under the action of F_{\pm} and F_{\pm}^{-1} . Therefore, K is invariant under the action of compositions of F_{\pm} , i.e., sequences $F_{\pm} \circ F_{\pm} \circ \dots \circ F_{\pm}$. Let us denote such a composition F_{α}^n , where the index n is the number of iterations, and α is a sequence of “+” and “-” for each iteration. Every F_{α}^n is a monotonic function of n , since its compositions are monotonic. Therefore, F_{α}^n maps the interval $I_{\max} = [x_{\min}, x_{\max}]$ to some interval $I_{\alpha}^n \in I_{\max}$. By the same arguments $I_{\alpha\alpha'}^{n+k} \in I_{\alpha}^n$. Thus one can see the self-similar structure of the spectrum, since every interval I_{α}^n contains the set K , deformed by the monotonic function F_{α}^n .

One can visualize the dynamics of intervals in the following way. After n iterations of F_{\pm} , the initial interval is divided into 2^n disjoint subintervals. The set of the subintervals have hierarchy induced by the relation $I_{\alpha\alpha'}^{n+k} \in I_{\alpha}^n$. The hierarchy allows us to introduce a natural order on the subintervals. Let α be some string of n symbols “+” and “-”. A string of symbols + and - can be added to another string by concatenation (for example, if α is a string +-, then $-+\alpha = -+ +-$, $-\alpha = -+-$, and so on). One can deduce the order by iterations: if $\alpha_1 < \alpha_2$, then $-\alpha_1 < -\alpha_2$ and $+\alpha_1 < +\alpha_2$, i.e., - sign keeps the order, + sign inverts it. The closest strings are different only in one sign and changes of sign with α increasing occurs in the same positions as in usual numbers. For example, if $n = 3$, the order is $\{- - -, - - +, - + +, - + -, + + -, + + +, + - +, + - -\}$. Thus one can estimate the location of interval I_{α} .

The derivative of F_{α}^n with respect to x goes to zero with n increasing, therefore if n is large enough, F_{α}^n is almost a constant function on I_{\max} and independent of $x_0 \in I_{\max}$. The derivative of F_{α}^n is obtained by the product of derivatives F'_{\pm} (prime means d/dx) calculated in the points of the corresponding sequence x_l , where $x_l = F_{\alpha_l}^l(x_0)$:

$$(F_{\alpha}^n)'(x_0) = \prod_l F'_{\pm}(x_l). \quad (3)$$

If one wants to consider one of the subintervals, one should add finite number of F_{\pm} to all possible F_{α}^n . This is the same as if one considers only α beginning with a particular string. Since additional F_{\pm} do not effect on the corresponding sequences x_l , the level spacing distribution on a subinterval would be just multiplied by a constant (a shift in log-log coordinates) in comparison with the whole interval. This effect is demonstrated in Fig. 1. The spectrum was calculated by iterations of dynamical system (2). To investigate the structure of the level spacing distribution, let us first consider a toy model.

B. Toy model

A toy model can be regularly constructed as a piecewise linear approximation of the dynamical system described by Eq. (2). There are two continuous functions f_+ and f_- , which are symmetric with respect to zero $f_-(x) = -f_+(x)$. Each of the functions have two segments, when $x < 0$ and $x > 0$. An example of such dynamical system is shown in Fig. 2. One can see that all discussion of previous section is also applied to this model.

The system has four parameters $\alpha, \beta, \gamma_{\alpha}, \gamma_{\beta}$ describing linear functions:

$$f_+(x) = \begin{cases} -\beta(x - \gamma_{\beta}), & \text{if } x < 0 \\ -\alpha(x - \gamma_{\alpha}), & \text{if } x > 0 \end{cases}$$

There is an obvious relation $\alpha\gamma_{\alpha} = \beta\gamma_{\beta}$. The system acts on an invariant interval $I_{\max} = [-x_{\max}, x_{\max}]$, where $x_{\max} = \gamma_{\beta}\beta/(1-\beta)$.

After the first iteration of f_{\pm} on invariant interval, the image consists of two disjoint segments $I_+ = f_+(I_{\max})$ and $I_- = f_-(I_{\max})$, in other words, a gap Δ_0 occurs in the interval. After the second iteration, Δ_0 is mapped into two symmetric

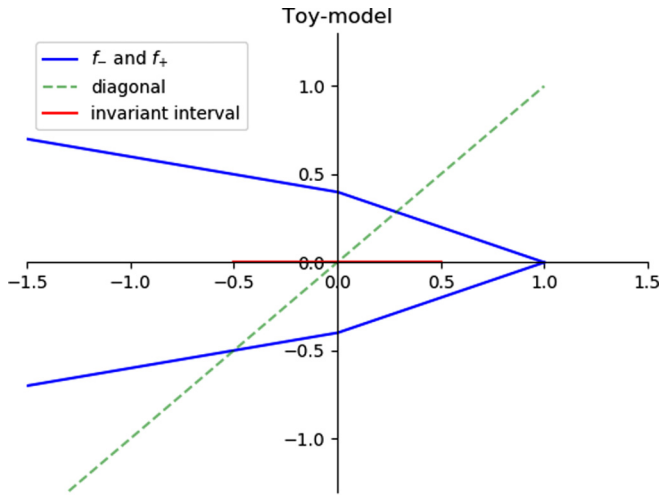


FIG. 2. Toy model of dynamical system. The dynamical system is represented by two branches of piece-linear functions. New points are obtained from previous ones by these functions.

gaps Δ_1 in I_+ and I_- . Therefore, the following iterations produce new gaps only by linear transformations. The gap lengths after the second iterations are $\alpha|\Delta_1|$ and $\beta|\Delta_1|$.

Since the dynamical system is symmetric, each of the new gap lengths are obtained by both multiplications α and β . Thus the new lengths after n th iteration are distributed binomially.

$$p_n(s) = 2 \sum_{k=0}^{n-1} \binom{n-1}{k} \delta(s - \alpha^k \beta^{n-k} |\Delta_1|). \quad (4)$$

The full distribution of all gap lengths after n iterations $P_n(s)$ is just sum of $p_n(s)$.

If $\alpha = \beta$, $p_n(s)$ becomes just a δ function $p_n(s) = 2^n \delta(s - \beta^{n-1} |\Delta_1|)$ and $P_n(s)$ becomes a power law $P_n(s) \sim s^{\ln 2 / \ln \beta}$. It should be noted that the estimation is correct only if $\beta < 0.5$, otherwise there will be no gaps and the limit set of the dynamical system coincides with the interval.

Consequently, $p_n(s)$ can be seen as smearing of δ peak with maxima at $\alpha^{\frac{n}{2}} \beta^{\frac{n}{2}}$, asymptotic value 2^n , and support $S_n = [|\Delta_1| \beta^n, |\Delta_1| \alpha^n]$. Since $\beta < \alpha < 0.5$, these S_n do not intersect with each other starting from some n_0 . So, the asymptotic for $P_n(s)$ is the following: $P_n(s) \sim s^{\ln 2 / (\frac{\ln \beta + \ln \alpha}{2})}$ (Fig. 3). In Fig. 3, the number of iterations is 25 for the left figure and 20 for the right figure. One can see that the asymptotic has good approximation to the numerical results.

C. Level spacing distribution

If we add additional line segments into the described toy model so that there are k slopes β_j , the model changes slightly. The smearing widths of δ peaks do not change, since they depend only on maximal and minimal slopes. The total number of gaps on the n th iteration remains the same 2^n . We have to change only the exponent in the asymptotic power law, which will be equal to the mean value of the logarithms of slopes, that is, $\frac{1}{k} \sum \ln \beta_j$. The level spacing distribution for Sierpinski gasket is the limit of such systems, so the asymptotic exponent is described by the mean of derivatives of F_{\pm} on the limit set K of the dynamical system.

However, the spectrum of n iterations of a fractal corresponds to n iterations of dynamical system starting from a few points, not the whole interval. The dynamics of gaps provides boundaries for the dynamics of points only up to the scale of the smallest gaps. Therefore, one could expect three regions in the level spacing distribution picture: nonlinear nonsmooth behavior in large s , power law in the middle scales, and breaking of power law in small scales. This behavior is demonstrated in Fig. 1.

It is worthwhile to note that the reasoning outlined above is applicable for other polynomial-like dynamical systems since all of them can be approximated by piecewise linear functions. If a piecewise linear function has m linear components with slopes a_l , then after finite number of iterations, in general case, there are m intervals Δ_l , whose lengths are changed after an iteration only by multiplication of a_l . So, for large n (i.e., small scales), $p_n(s)$ is a sum of multinomial distributions (for each interval Δ_l):

$$p_n(s) = \sum_l \sum_{k_i} \frac{n!}{k_1! \dots k_m!} \delta(s - a_1^{k_1} \times \dots \times a_m^{k_m} |\Delta_l|). \quad (5)$$

If some of a_l are close to each other then one obtains approximately the multinomial distribution with less number of variables. Let us assume that a_l are distinguished enough. Then the main maximum for each interval Δ_l occurs at the point, where a_l equal. In this case we obtain that $P(s) \sim \sum (s/\Delta_l)^{\ln m / \beta}$, where β is the average of a 's. Therefore one can expect power-law behavior of level spacing distribution for some kind of fractals.

III. MODIFIED SIERPINSKI GASKET

Next, we consider the level spacing distributions of modified fractal Sierpinski gasket by using the exact diagonalization and some analytical estimations (an example of three iterations of the fractal is shown in the Fig. 5). The idea is to justify a hypothesis that the level spacing distribution for fractals is asymptotically power function. Since the splitting of spectrum follows the power-law behavior, the idea is to force spectrum splitting by adding a parameter ϵ , which is responsible for the hoppings between different congruent parts of the fractal. For example, we have some copies of $k - 1$ th fractal iteration, then we glue them together to obtain the k th iteration, but the hopping connecting these copies is ϵ^k . Thus, with increasing k the copies of the fractal become asymptotically independent, and the energy spectrum splits by each iteration. For example, the hopping between sites A and B in Fig. 5 is ϵ^3 and the hopping between sites C and D is ϵ^2 .

For small iteration number N , linear dependence in log-log coordinates is not obvious, but with increasing N such dependence becomes rather clear for modified Sierpinski gasket (Fig. 4, these results are obtained numerically). The spectrum of modified Sierpinski gasket was calculated by exact diagonalization. Values of slopes in Fig. 4(d) were calculated by the least-squares method that was applied to points corresponding to local maxima of level spacing distribution.

For small ϵ linear dependence is also not obvious, however, the situation could be clearer with increasing N . The slope of level spacing distribution is increasing with increasing ϵ . Near

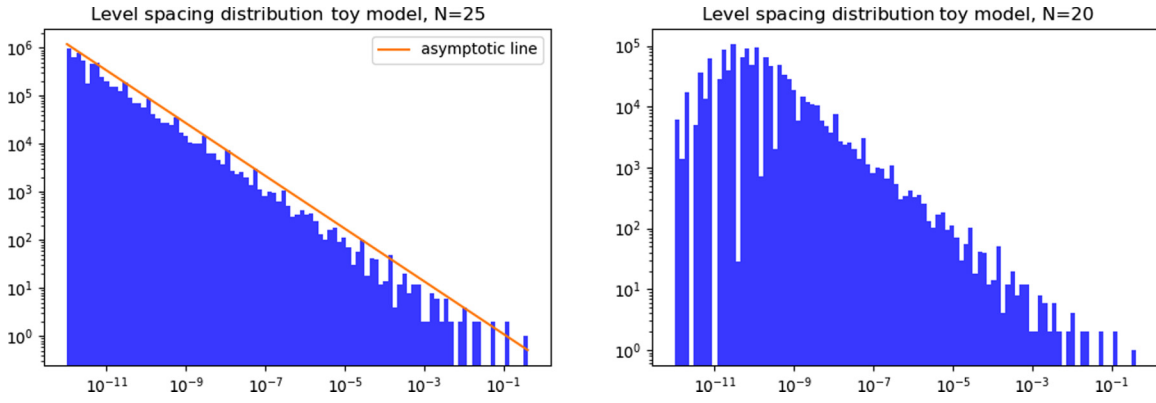


FIG. 3. Left: The level spacing distribution for the toy model in Fig. 2, $N = 25$ iterations. Asymptotic line is $P(s) = (\frac{s}{|\Delta_1|})^{\frac{2 \ln 2}{\ln \alpha + \ln \beta}}$. Right: The level spacing distribution for the toy model in Fig. 2, $N = 20$ iterations.

zero the slope changes sign, it can be connected with the finite number of iterations.

One can check the idea of power-law splitting with the following estimation. Since the spectrum of Sierpinski gasket is obtained by a dynamical system with two branches, we can assume that the eigenvalues in modified gasket are also split into two at the next iteration. Therefore, the factor m in the formula (5) should be equal to 2. For small ϵ , the characteristic size of splitting depends only on ϵ . Then we obtain $P(s) \sim s^{\frac{\ln 2}{\ln \epsilon}}$.

The numerical results are shown in Fig. 4. The origin of corrected line in Fig. 4 is explained in the next section. One can see that even this simple estimation describes the level spacing distribution rather well.

IV. SPECTRUM AND PATHS

Let us consider the spectrum λ_i of adjacency matrices A of a finite realization of fractals. The spectrum is fully encoded

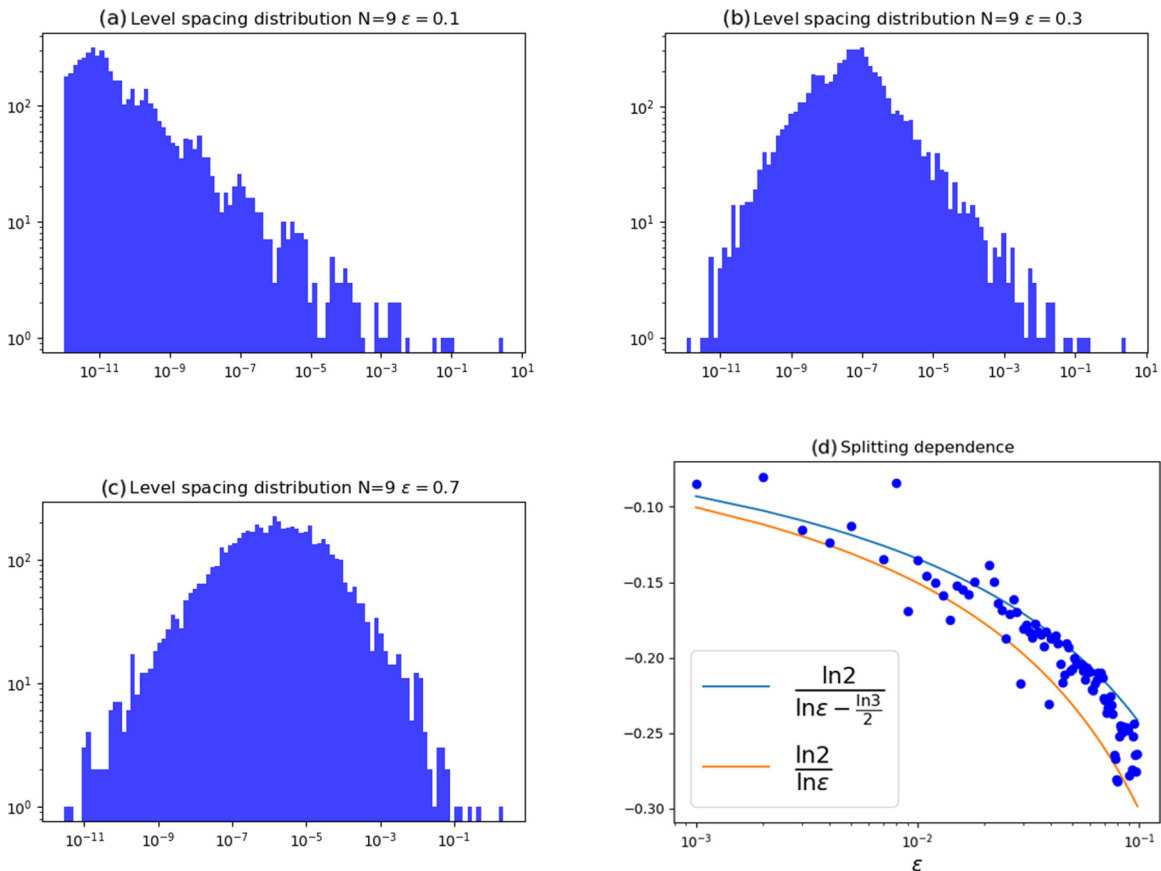


FIG. 4. (a), (b), (c) Level spacing distributions of modified Sierpinski gasket, $N = 9$, $\epsilon = 0.1, 0.3$, and 0.7 accordingly. (d) Dependence of the slope of power-law splitting of parameter ϵ .

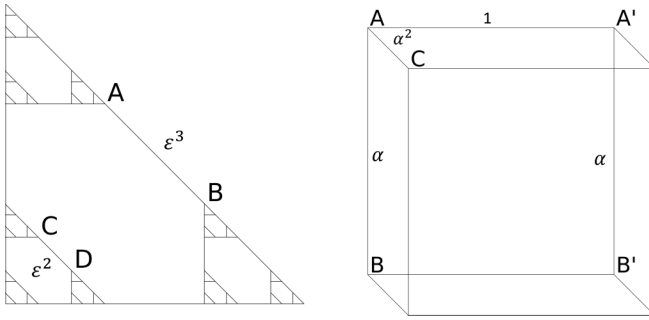


FIG. 5. Left: The modified Sierpinski gasket with three iterations. Right: An illustration to the example of a graph with Kantor set spectrum.

in the statistical sum $Z(t)$:

$$Z(t) = \frac{1}{N} \sum_i e^{\lambda_i t}, \quad (6)$$

where N is the matrix size and as a consequence, one has $Z(0) = 1$. Self-similar matrices of different order are similar since their statistical sums are close to each other. In the case of self-similar matrix there is an hierarchy of embedded elements, which are isomorphic to each other on different scales.

Statistical sum is connected to the traces of the adjacency matrix (the matrix shows which vertices are connected, i.e., it is Hamiltonian matrix with hoppings equal to 1) powers by the formula:

$$Z(t) = \frac{1}{N} \text{Tr} e^{tA} = \frac{1}{N} \sum \frac{t^n \text{Tr} A^n}{n!}. \quad (7)$$

These traces are expressed by the total number of closed paths of length n in a graph described by an adjacency matrix. Thus, the spectrum of a fractal is closely related to the geometry of paths on a fractal.

A simple example of a kind of fractal structure with power-law level spacing statistics can be obtained by the following procedure. One starts with a basic figure, for example, a segment with a weight α . At the first iteration, the vertices of a segment are themselves replaced by segments and corresponding points are connected with the weight α^2 . Then we have two copies of the square of previous iteration and connect corresponding point with the weight α^3 , i.e., on each iteration the vertices of the segment are replaced by a structure of previous iteration. So we obtain an n -dimensional cube with geometrically weighted edges. For example, in Fig. 5, hoppings AA' and BB' equal to 1, hoppings AB and $A'B'$ equal to α , hopping AC is α^2 . If n goes to infinity, the spectrum of such a system is a Kantor set consisting of points of the form $K = \pm\alpha \pm \alpha^2 \pm \alpha^3 \dots$. This spectrum corresponds to the limit set of the linear toy model (Sec. II B) with $\alpha = \beta$.

The spectrum follows from the results described in Ref. [29]. Let us consider the graph $G \square H$ (Cartesian product of graphs) that obtained from two graphs G and H in the following way. One substitute graph G into the vertices of graph H , i.e., there are copies of G connected in the same way as the vertices in H . Each of connection consists of N_G edges, where N_G is number of vertices in graph G , and

each of edges in a connection connects two corresponding vertices in two copies of graph G . Then the spectrum of a new graph $G \square H$ consists of the sums of eigenvalues of G and H , $\sigma(G \square H) = \{\lambda_H + \lambda_G, \lambda_H \in \sigma(H), \lambda_G \in \sigma(G)\}$. This result can be shown by the following calculation:

$$\begin{aligned} \text{Tr}(G \square H)^n &= \sum_k \binom{n}{k} \text{Tr} G^k \text{Tr} H^{n-k} \\ &= \sum_k \sum_i \sum_j \binom{n}{k} \lambda_{G_i}^k \lambda_{H_j}^{n-k} \\ &= \sum_i \sum_j (\lambda_{H_j} + \lambda_{G_i})^n. \end{aligned}$$

In this iterative procedure the number of the connections from a copy of previous iteration to another copy grows exponentially with the increasing of iteration number. However, weighting in the geometric progression suppresses the growth of the number of paths. For fractals with finite ramification number, the number of connections is finite on each iteration, therefore even without weighting one could expect similar behavior of the spectrum.

If there is no connection from one copy to the other, the spectrum is just degenerate, therefore only closed paths, which lie on a few copies, influence the spectrum. If on the n iteration the number of connections from one copy of graph to another is d^n (since the number of paths grows exponentially), then the number of influencing closed paths is proportional to d^n . Since with weighting α^n there is a splitting of spectrum proportional to α^n , then with finite connection and without weighting one could expect the average splitting to be proportional to d^{-n} on the n iteration. This gives a power-law level spacing distribution of the spectrum.

Let us describe a rough estimation for the simplest case, when there are two copies of a graph with adjacency matrix A , which are connected by an edge with hopping α at the corresponding points. Having assumed that eigenvalues λ_j are splitting by the same average value $\delta\lambda$, we obtain:

$$2 \text{Tr} A^2 + 2\alpha^2 = \sum_j (\lambda_j + \delta\lambda)^2 + \sum_j (\lambda_j - \delta\lambda)^2.$$

The left-hand side is the trace of the adjacency matrix of the whole system. Thus, $\delta\lambda \sim \alpha/\sqrt{N}$, where N is the number of eigenvalues. Since the size of a fractal increases geometrically with iterations, splitting between eigenvalues is also exponential. This estimation also leads to the correction in the dependence of the splitting slope in Fig. 4. Since N on each iteration of modified gasket increases 3 times and weights multiply by ϵ , effective splitting should be proportional to $\epsilon/\sqrt{3}$. One can see that corrected line fits calculated slopes better.

It also interesting to note that the difference between fractals with different ramification number becomes clearer by this approach since their statistical sums have different convergent properties.

V. SUMMARY

In this work the power-law spectrum statistics is demonstrated for some fractal structures and the explanations of

this phenomena are proposed. The first approach is from the point of view of the limit set of dynamical systems. It was shown that if the spectrum of a fractal can be obtained as a limit set of a smooth dynamical system, then the level spacing distribution of the spectrum is asymptotically the sum of power-law distributions. The calculations were numerically checked for the simple model of piecewise linear function.

The second approach is connected with the geometry of the paths in fractals. The idea is that the hierarchical structure of a fractal induces the hierarchical structure of the number of closed paths, which in turn induces a splitting of the spectrum of a fractal in each iteration. This part is more vague, but, nevertheless, one can estimate the slope of the power-law distributions, which fits the results obtained from the numerical calculations. We conclude that the power law of the level spacing distribution can be a general feature of fractals, which is differently from that of disordered systems and they constitute a separate class of systems.

Taking into account modern nanofabrication techniques, the results of this paper can be checked in the experiments.

There are two factors that are important for experiment: the size of the fractal and the many-body effect due to the electron-electron interactions. The small number of iterations should lead to smearing of the slope and appearance of three different regions in level spacing distribution. The interactions lead to additional nonlinear dependence between levels in comparison with noninteracting system. One can expect that it will not influence on the general picture, but can be important for the small spacing scale.

ACKNOWLEDGMENTS

This work was supported by the National Science Foundation of China under Grant No. 11774269 and by the Dutch Science Foundation NWO/FOM under Grant No. 16PR1024 (S.Y.), and by the European Research Council Advanced Grant program (Contract No. 338957) (M.I.K.). Support by the Netherlands National Computing Facilities foundation (NCF), with funding from the Netherlands Organisation for Scientific Research (NWO), is gratefully acknowledged.

-
- [1] F. J. Dyson, Statistical theory of the energy levels of complex systems. I, *J. Math. Phys.* **3**, 140 (1962).
- [2] J. A. A. J. Perenboom, P. Wyder, and F. Meier, Electronic properties of small metallic particles, *Phys. Rep.* **78**, 173 (1981).
- [3] W. P. Halperin, Quantum size effects in metal particles, *Rev. Mod. Phys.* **58**, 533 (1986).
- [4] H. J. Stockmann, *Quantum Chaos: An Introduction* (Cambridge University Press, Cambridge, 2000).
- [5] A. Bohr and B. Mottelson, *Nuclear Structure, Vol 1: Single-Particle Motion* (W. A. Benjamin, New York, 1969).
- [6] C. W. J. Beenakker, Random-matrix theory of quantum transport, *Rev. Mod. Phys.* **69**, 731 (1997).
- [7] M. L. Mehta, *Random Matrices* (Elsevier, Amsterdam, 2004).
- [8] S. Havlin and D. Ben-Avraham, Diffusion in disordered media, *Adv. Phys.* **36**, 695 (1987).
- [9] F. Evers and A. D. Mirlin, Anderson transitions, *Rev. Mod. Phys.* **80**, 1355 (2008).
- [10] M. Polini, F. Guinea, M. Lewenstein, H. C. Manoharan, and V. Pellegrini, Artificial honeycomb lattices for electrons, atoms and photons, *Nat. Nanotechnol.* **8**, 625 (2013).
- [11] M. Gibertini, A. Singha, V. Pellegrini, M. Polini, G. Vignale, A. Pinczuk, L. N. Pfeiffer, and K. W. West, Engineering artificial graphene in a two-dimensional electron gas, *Phys. Rev. B* **79**, 241406 (2009).
- [12] J. Shang, Y. Wang, M. Chen, J. Dai, X. Zhou, J. Kuttner, G. Hilt, X. Shao, J. M. Gottfried, and K. Wu, Assembling molecular sierpinski triangle fractals, *Nat. Chem.* **7**, 389 (2015).
- [13] R. Hohlfeld and N. Cohen, Self-similarity and the geometric requirements for frequency independence in antennae, *Fractals* **7**, 79 (1999).
- [14] X. Huang, S. Xiao, D. Ye, J. Huangfu, Z. Wang, L. Ran, and L. Zhou, Fractal plasmonic metamaterials for subwavelength imaging, *Opt. Express* **18**, 10377 (2010).
- [15] L. Pietronero and E. Tosatti (Editors), *Fractals in Physics* (Elsevier, Amsterdam, 1986).
- [16] J. Feder, *Fractals* (Plenum Press, New York, 1988).
- [17] R. Strichartz, *Differential Analysis on Fractals: A Tutorial* (Princeton University Press, Princeton, 2006).
- [18] M. Brzezinska, A. M. Cook, and T. Neupert, Topology in the Sierpinski-Hofstadter problem, *Phys. Rev. B* **98**, 205116 (2018).
- [19] A. Kosior and K. Sacha, Localization in random fractal lattices, *Phys. Rev. B* **95**, 104206 (2017).
- [20] E. van Veen, S. Yuan, M. I. Katsnelson, M. Polini, and A. Tomadin, Quantum transport in Sierpinski carpets, *Phys. Rev. B* **93**, 115428 (2016).
- [21] E. van Veen, A. Tomadin, M. Polini, M. I. Katsnelson, and S. Yuan, Optical conductivity of a quantum electron gas in a Sierpinski carpet, *Phys. Rev. B* **96**, 235438 (2017).
- [22] T. Westerhout, E. van Veen, M. I. Katsnelson, and S. Yuan, Plasmon confinement in fractal quantum systems, *Phys. Rev. B* **97**, 205434 (2018).
- [23] A. Hernando, M. Sulc, and J. Vanicek, Spectral properties of electrons in fractal nanowires, [arXiv:1503.07741](https://arxiv.org/abs/1503.07741).
- [24] G. N. Katomeris and S. N. Evangelou, Level statistics for electronic states in a disordered fractal, *J. Phys. A: Math. Gen.* **29**, 2379 (1996).
- [25] A. Teplyaev, Spectral zeta functions of fractals and the complex dynamics of polynomials, *Trans. Am. Math. Soc.* **359**, 4339 (2007).
- [26] C. Sabot, *Spectral Properties of Self-Similar Lattices and Iteration of Rational Maps*, Memoires de la SMF 92 (Centre National de la Recherche Scientifique, France, 2003).
- [27] E. Domany, S. Alexander, D. Bensimon, and L. Kadanoff, Solutions to the schrodinger equation on some fractal lattices, *Phys. Rev. B* **28**, 3110 (1983).
- [28] S. Strogatz, *Nonlinear Dynamics And Chaos* (CRC Press, Boca Raton, 2000).
- [29] H. Sayama, Estimation of Laplacian spectra of direct and strong product graphs, *Discrete Appl. Math.* **205**, 160 (2016).