

The development of modelling tools to improve energy efficiency in manufacturing processes and systems

Victoria Jayne Mawson, Ben Richard Hughes*

Department of Mechanical Engineering, The University of Sheffield, Level 1, Arts Tower, Bolsover Street, Sheffield, South Yorkshire S3 7NA, United Kingdom



ARTICLE INFO

Keywords:

Energy modelling
Manufacturing energy analysis
Discrete event simulation
Digital twinning
Industry 4.0

ABSTRACT

With increasing governmental pressures to reduce energy consumption, manufacturing companies are faced with the challenge of reducing energy consumption whilst maintaining or increasing profits and productivity. Computational modelling is a powerful tool for energy analysis within the manufacturing industry as an effective decision making technique in order to optimise throughput, effectively plan and manage operations, reduce bottlenecks and test various scenarios. This study reviewed methodologies and frameworks developed for analysing energy consumption on a machine process level. Multi-level holistic analysis allowing for consideration of individual machines, the manufacturing process chain and built environment, with both discrete event and continuous based simulation are also presented. The requirement of a complete, high accuracy computational model is highlighted in order to understand the interaction between all relevant material, energy and resource flows. Challenges associated with achieving a holistic simulation of the manufacturing facility with all relevant parameters is presented, along with areas for further development. Furthermore, the development of Industry 4.0 is reviewed, along with new and emerging technologies allowing for increased automation, connectivity and flexibility within manufacturing, as well as visual techniques to provide further understanding and clarity of manufacturing processes such as digital twins, virtual and augmented reality.

1. Introduction

The industrial sector is responsible for 55% of the world's energy consumption, with predictions that this sector will remain the largest consumer of energy in 2040 [1]. With the UK's goal of achieving a 60% reduction in carbon dioxide emissions by 2050 [2], manufacturing industries are faced with the challenge of reducing energy usage without negatively impacting profits and productivity. Determining and understanding energy use at every stage of the manufacturing process is critical for optimising manufacturing processes and facility management in order to reduce energy consumption. However manufacturing systems and plants differ considerably across companies, with the need for varying parameter considerations with no blue-print for achieving energy optimisation. Manufacturing processes and systems involve complex interactions between resources, water, compressed air, heat and energy, all of which is dependent on the process and state and well as control and operation. Interaction between these individual processes, the manufacturing production line, the building environment as

well as management and personnel is required to fully understand the operation of the facility, of which requires a computationally efficient, complete and accurate model for analysis by simulation. A study has shown that investing in energy-efficiency technologies and adopting technology to intelligently control energy uses can reduce energy consumption by 50% as opposed to making operational improvements, of which can reduce this by only 10–20% [3]

Discrete event simulation (DES) is often adopted in the manufacturing industry as an effective method of evaluating various strategies for process operation, optimisation and management, and hence enhance performance of systems with regards to bottleneck locations, queue times and task scheduling [4–6]. As opposed to technical buildings services (eg AC controls) which are more suited to the continuous paradigm. Manufacturing systems are dynamic, with states which change at discrete point in time, for example, the non-continuous nature of milling and turning processes, order schedules and batch sizes. Simulation has been highlighted as the most appropriate method to model dynamic material and energy flows in a manufacturing

Abbreviations: DES, discrete event simulation; TBS, technical building services; EPE, embodied product energy; HVAC, heating, ventilation, air conditioning; MES, manufacturing execution systems; CPS, cyber physical systems; CMSD, core manufacturing simulation data; VR, virtual reality; AR, augmented reality; CAD, computer aided design

* Corresponding author.

E-mail address: ben.hughes@sheffield.ac.uk (B.R. Hughes).

<https://doi.org/10.1016/j.jmansys.2019.04.008>

Received 11 October 2018; Received in revised form 9 January 2019; Accepted 16 April 2019

0278-6125/ Crown Copyright © 2019 Published by Elsevier Ltd on behalf of The Society of Manufacturing Engineers. This is an open access article under the CC BY-NC-ND license (<http://creativecommons.org/licenses/by-nc-nd/4.0/>).

environment due to the complexity of process interactions and large volume of variables [7]. Therefore, at machine level, DES is an effective method of analysing material flows and can be used to analyse energy use in machining operations. However, DES cannot simulate thermal building energy performance, and is consequently analysed in isolation to Technical Building Services (TBS), despite the significant inter-dependabilities between parameters.

This paper discusses methods of energy analysis at the machine level using DES, as well as efforts at combining manufacturing level analysis with that of the built environment to achieve a holistic understanding of energy flows and consumption. Manufacturing facilities are often considered as having a multi-layer hierarchical structure, of which is utilised in developing tools and frameworks. There exists a broad range of analysed manufacturing processes, from CNC machining to casting, with conflicting aims of analysis including bottleneck reduction, efficient factory layout and decision making. Furthermore, with the increase in automation and intelligent systems driving Industry 4.0, increased complexity in systems requires a new outlook on optimising and analysing manufacturing procedures and processes which is presented in this paper.

2. Discrete Event Simulation (DES) for manufacturing energy consumption

A number of studies have focused on the use of DES in the manufacturing environment, modelling material flows with energy and resource flows [8–10]. Notably, Solding and Thollander [11] investigated the electrical energy consumption of an iron foundry through the use of DES simulation, with the aim to combine material flow analysis with energy and resource flows. However accuracy of simulation results were effected as energy consumption was considered at a constant rate, neglecting dynamic behaviour of a single system [7]. This was considered suitable for allowing the reduction of peak loads and costs as well as efficient production planning, which was highlighted as the main drive for the research, rather than analysis of complex machine tools and accurate determination of all relevant energy flows and consumption. Energy data was used as an input, with simulation methods used to analyse processes in order to improve system performance with respect to energy consumption.

Simulation results were validated through interviews with foundry staff, and through comparison between outputs from the model and real system, along with energy mappings. It was concluded that the model was valid, but performance of any statistical tests was not mentioned. The surrounding facility environment was not taken into consideration, with focus solely on electrical energy demand of the casting process. Due to methods of data collection, lack of detailed production data and difficulties in deciding boundaries between operating states led to an inaccurate simulation model, with the inability to produce detailed daily production planning. Adding automation to data collection methodologies and management was identified as an area for further study, along with the integration of the model with existing energy management systems to improve accuracy of results.

Seow et al. [12] presented a framework of modelling energy flows within manufacturing using indirect and direct energy consumption data to provide a breakdown of energy used during production of a single product, the embodied product energy (EPE), through the use of DES. Direct energy is energy required to manufacture a product, whereas indirect energy refers to energy consumed by the surrounding environment. The minimum energy required to carry out a process (theoretical energy) is calculated based on mathematical models or existing knowledge, whereas auxiliary energy (energy required by equipment support systems) is calculated from data available from equipment manufacturers or empirical studies. The sum of theoretical energy and auxiliary energy provides direct energy used in the process. Indirect energy is based on total energy consumed within a zone divided by the number of products processed in that zone per hour.

The framework provided an estimate of the energy required to manufacture a single product during operational state only, and therefore cannot obtain an accurate value for overall energy consumed on a daily or weekly basis for the manufacturing facility, or provide analysis on influential factors or interaction amongst levels. The isolated use of DES also neglects the continuous nature of some energy utilities. Furthermore, no case study or method of validation was performed using the proposed framework.

Mousavi et al. [7] proposed a state based integrated modelling approach. The authors specify that specific energy is not constant and a strong function of process rate and therefore presented unique energy profiles for a unit process for each machine tool. Multiple unit processes were grouped to form a machine process line, combining empirical and state based modelling [13]. Flow of material was then simulated within production process modules. Two case studies were studied, analysing performance based on energy consumption, production time and productivity, as well as investigation into numerous process parameters on energy efficiency were carried out, however no model validation methods were discussed. Although the dynamic behaviour of machine tool operation was considered, the methodology cannot analyse or optimise on a multi machine/product scale nor optimisation of the full system [14]. The framework was able to analyse energy consumption of unit processes, and was considered appropriate for the study of operational planning problems and short term planning, but requires consideration of TBS and all relevant material flows.

Kohl et al. [15] developed a new energy module which acts as an expansion to an existing DES material flow modelling tool, Plant Simulation. A hierarchical approach was taken, with the factory divided into manufacturing and assembly sections, the latter of which consisted of different machines. After each change of machine state, the imported load profile of machines calculated energy consumption for each machine, with a process load curve determined when combined with the full production line. The modules were able to parametrize all possible material flow elements throughout the facility, such as water, gas and pressured air along with electrical energy, and showed a 2% error when load curves from simulated data were compared against measured values. However the authors did not discuss integration with TBS or the building shell. In addition the module does not allow for dynamic simulation of more continuous processes, such as ovens, which requires implementation of further modules.

A recent study by Rodrigues et al. proposes a method of analysing electrical energy consumption in manufacturing processes, both the complete process or part of, using DES coupled with optimisation tools [16]. The study aimed to evaluate scenarios which would have a positive impact on sustainability indicators, such as reducing the presence of idle machines or changes in production processes. However, the method currently under development with results from preliminary tests still to be presented. The optimisation module was also described as requiring a large number of simulation runs, of which is time consuming and may require definition of time limits.

Solding and Thollander [11] focused on material flow analysis with energy and resource flows, providing limited perspective of the dynamic nature of manufacturing processes. Likewise, Keshari et al. [17] and Prabhu et al. [18] focused on resource management and achieving the optimum combination of energy efficiency and production rate, as well as higher level energy control policies rather than primary determination of the energy consumption of individual processes and reduction of energy use. Such studies provide effective tools for understanding interactions between equipment for more efficient process planning rather than accurate determination of energy flows.

Mousavi [7], Seow [12] and Kohl [15] however, saw the importance of machining states and the dynamic nature of production, providing energy profiles for each process. Likewise, Cataldo et al. [19] measured the energy behaviour of systems during the off/on switching of actuators. However Mousavi, Seow and Cataldo provided an isolated view on energy use in manufacturing facility, accounting for energy use of a

single product or machine rather than a manufacturing facility or production line.

2.1. DES for energy consumption- integration with LCA

Life cycle analysis has been adopted in multiple studies for investigations into environmental impact of manufacturing processes [9,20–26]. However LCA analysis alone has primarily focused on environmental considerations, and is a static model discounting dynamic behaviour of industrial and manufacturing processes [27]. LCA also relies on data from a life cycle inventory (LCI) for analysis, which is limited to conventional processes with the inability to assess novel components and processes [24]. A review by Thiede et al. [28] highlighted the importance of coupling DES with LCA, which allows relationships between resources to be modelled along with highlighting opportunities to minimise resources, as well as enabling dynamic analysis on product flows along its value chain.

Lind et al. [23] present the SIMTER findings, which aimed to determine environmental impact with DES and a virtual evaluation analysis tool. A life cycle inventory was used as a basis for calculations to ensure the most important environmental aspects were utilised. The tool presented a hierarchal framework approach (Fig. 1), with user defined inputs such as process requirements, system constraints, tasks, energy and material flows etc.

SIMTER provided a factual based output for decision making rather than a point solution. Estimated energy use lacked accuracy due to dependency upon equipment data provided by the manufacturer and number of process uncertainties and unknown input parameters, which, for large complex systems, resulted in the need for analysis on a sub-layout level, with re-simulation until a satisfactory set of potential solutions was obtained. Time dependent effects were also disregarded in the context of energy flows [28]. The model can however provide an order of magnitude of energy use and cost index for comparison of machine investment and labor. Energy hotspots were identified, allowing for opportunities to reduce peak loads through load shifting and use of mixed energy sources when available.

Wilson et al. [29] built on the work adding further analytical functionality and looking at energy over time as well as identifying

energy saving opportunities, through the development of a post processing toolkit. However, again, validation showed the tool lacked accuracy due to reliance on accurate input data and use of average power values in energy calculations. The tool is most suited to plants with existing manufacturing simulations in place with an aim to reduce the time and cost of simulation with the use of statistical data, as well as presenting energy simulation results in an interactive manner. Both Heilala et al. [30] and Johansson et al. [31] utilised the SIMTER within discussed frameworks, with Heilala combining analytical calculations with simulation models in a hybrid approach, calculating energy efficiency, CO₂ emissions and environmental impacts. Johansson used the SIMTER tool to build and develop software to display how DES can be coupled with LCA to generate requirement specifications for sustainable manufacturing systems in the early design phase. A case study tested alternatives with regards to energy use, machine choice and bottlenecks and claimed the tool offered more detail and provided for better decision making than non-DES analysis. However problems arise in obtaining data for the models, along with time granularity, both of which effect accuracy of the model. Again, tools focused on the process level and production planning rather than detailed analysis of machines or integration with TBS and the building shell.

Sproedt et al. [25] presented a DES based decision support system for eco-efficiency improvements in production systems with the use of LCA. The paper provided a conceptual simulation approach consisting of seven modules, Fig. 2, aimed at providing guidance to decision makers on a production system level.

Generic definitions of process inputs and outputs allowed for flexibility in terms of level of model detail, as averaged information in the LCI database could be used rather than individual specification of parameters for each simulation. However this also reduced accuracy of the model due to model simplification and potential exclusion of energy relevant flows and processes. Unavailability of certain parameters within the database may also require system monitoring and metering for each process, leading to inconsistency in model accuracy between simulations. Consumed resources such as energy, material and water were required as inputs to the module, rather than being determined by the model.

Four case studies were carried out analysing improvement measures

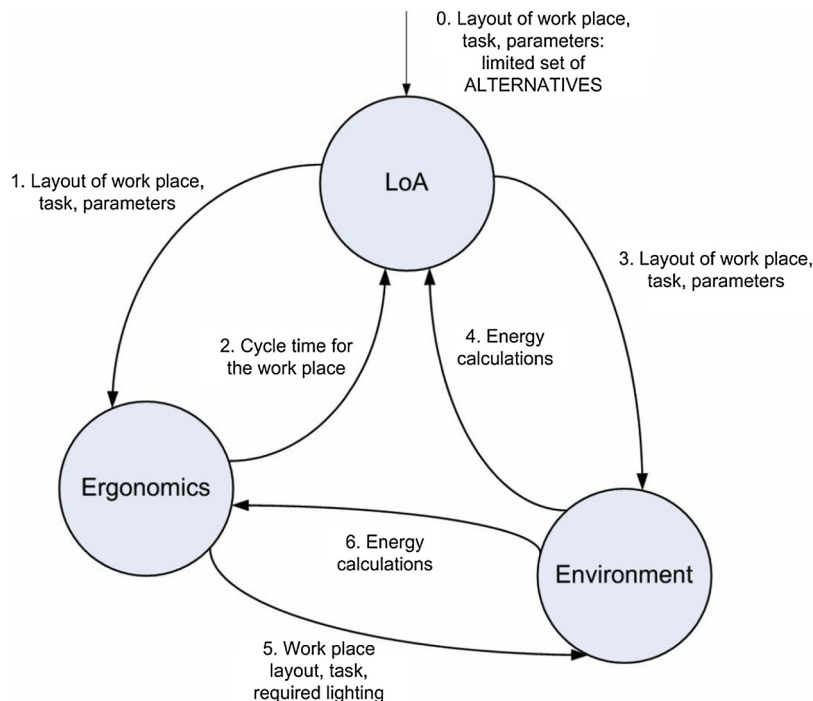


Fig. 1. Information flow within the SIMTER tool [23].

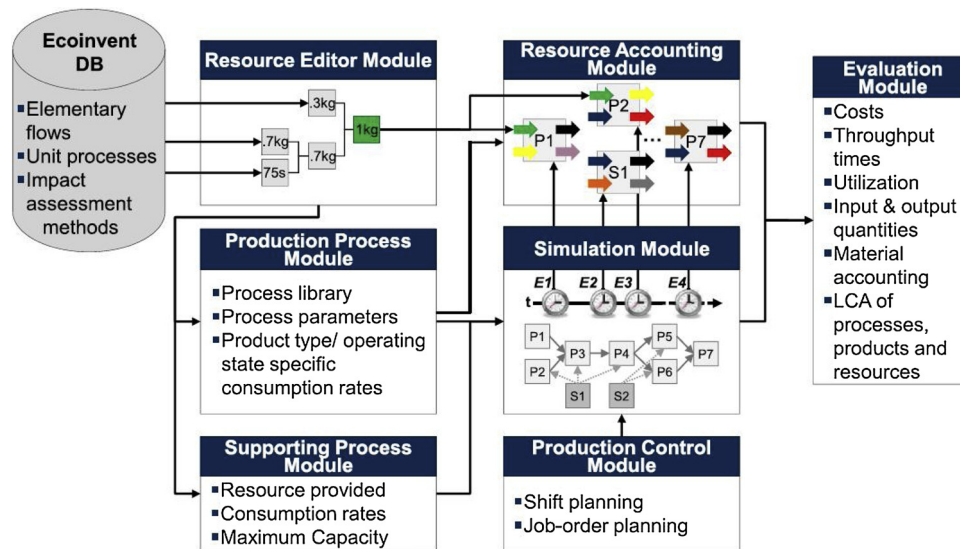


Fig. 2. Modules involved in the proposed framework [25].

for reduction in lead time or CO₂ emissions. Comparison of data with a previous production plan saw a deviation of 2%. The authors stated that the tool can provide a rough estimation suitable for quick assessment or analysis of individual processes deemed of low importance to the overall system. However the tool offers no consideration of technical building services, heat flows or analysis of energy at machine level.

Methodologies of data collection throughout the literature were seen to be inaccurate, and tools provided limited perspective of all relevant layers, with focus predominately on the manufacturing process and or production chain. Studies mentioned are therefore considered effective tools for understanding interactions between equipment for more efficient process planning [7,23,25,29], analysis of peak loads and bottleneck reductions to increase efficiency in production system and aid in planning [11], and decision making [23,29,32]. Further work is required to accurately quantify energy from manufacturing processes.

Mousavis and Kohls were the only studies to capture dynamic behaviour of the manufacturing process. Analysis of energy consumed in the study by Solding was based on a constant consumption rate, similarly, the SIMTER tool didn't consider time dependent effects in the energy context and Wilson used average power consumption data to calculate energies. Seow considered energy during operational state only. Likewise, addition of TBS modules and consideration of all energy flows including compressed air, steam and heat transfer along with electrical energy is required within further research

3. DES for multi-level analysis

Herrmann et al. [33] reviewed DES with a focus on commercially available simulation tools, as well as presenting 3 paradigms within research which connect material flow simulation in a manufacturing environment with energy simulation (Fig. 3).

Paradigm A used conventional DES tools, with separation between simulation and evaluation, allowing for extensive, low effort modelling with good transferability. However this disregards energy dynamics and interdependencies between systems. Paradigm B introduced the complexity of interactions between DES modelling and additional simulation (eg TBS). This allowed for a more realistic analysis but increased simulation run time, reduced computational performance and reduced transferability. In contrast, Paradigm C suggests integrating dynamic energy analysis with TBS and evaluation methods to provide a single data model. Based on paradigm B and C, the authors developed an energy oriented, scalable and modular simulation tool for use in manufacturing environments, with the ability to model dynamic energy

flows of all factory subsystems in a holistic approach.

Two case studies were carried out which focused on electrical consumption of an aluminium die casting process chain, with compressed air and steam assessed in the simulation of a weaving mill. Required variables were collected via measurement prior to the system simulation which showed consistency of above 95% in comparison to simulation data. Statistical tests *t*-test showed statically significant results. Various scenarios were tested, with determination of efficiency, production output, energy consumption and yearly electrical energy savings. Rather than a focus on simulating energy demand on the process and component level, the study was directed towards energy orientation, with the study of dynamic interactions of processes and auxiliary equipment for efficient planning of manufacturing systems. The impact of unit processes was excluded due to use of rated power for energy consumption predictions [7]. Waste heat emissions were also neglected.

With the aim of addressing the need for a holistic approach, Bleicher et al. [8] presented a co-simulation approach allowing for sub layers to be modelled using the most appropriate simulation environment or analytical approach with the use of middleware. A case study was studied, which calculated electrical power demand and heat losses for a metal cutting manufacturing facility. However, the model could not be validated, as most parts of the simulation were non-existent at the time of validation. Authors assumed the model was accurate and valid only due to validity of process sub models. Co-simulation presented a difficulty of conflicting time discretization resolution between models, resulting in numerical errors and stiff systems of differential equations. A solution was the reduction of model complexity, focusing on the most energy intensive parameters and characteristic base models, which however, may result in the inaccurate capture and neglect of potential energy intensive processes. A number of assumptions are made due to model complexity, with presupposed sub model requirements. The proposed tool was considered suitable for energy prediction during early planning phases, with the ability to identify further potential for energy savings.

In order to overcome problems with data exchange and model coupling highlighted by Thiede et al. [9] proposed a framework for multi-level simulation, along with a symmetric matrix with input and output data for each model to describe interactions [9]. Authors made recommendations for handling of data and coupling concepts. The proposed model focused on linking water and energy flows (water energy nexus), and stated the dynamic coupling method as a promising approach for use within multi-level simulation environments [13].

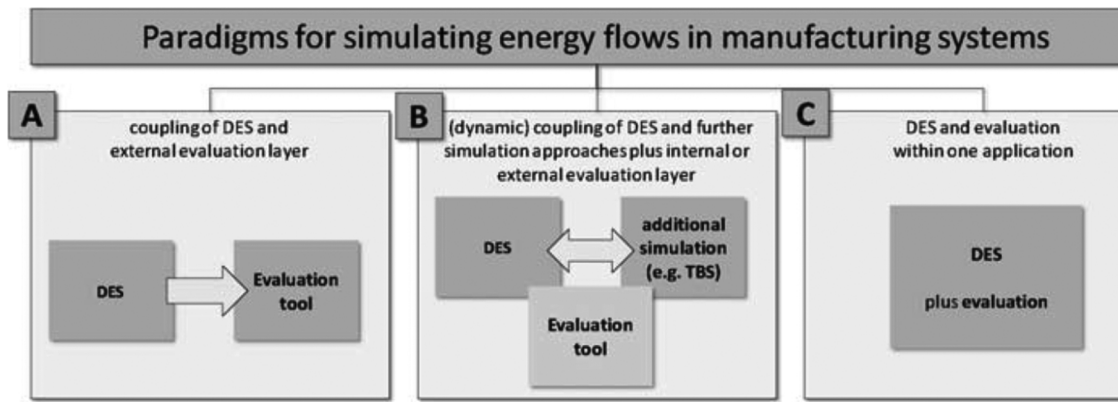


Fig. 3. Paradigms for simulating energy in manufacturing systems [7,25,29].

The framework was applied to a case study for a manufacturing process in the automotive industry, coupling two continuous models, a discrete event, a hybrid and a state based model. Energy demand, costs and environmental impacts were assessed along with measurements for improvement, however the study only developed a theoretical framework, with no application to industry or model validation mentioned, or comparison with measured data. Focus was on water-energy nexus, rather than holistic detailed analysis of all levels and all relevant interlinked energy and material flows.

Thiede et al. [10] later took this study further in order to distinguish between embodied energy and energy content of water to analyse the water-energy nexus, again using simulation tools. A case study of an automotive factory was carried out, and assessed environmental and economic impact, which allowed for consideration of dynamic fluctuations but also future planning and control with set energy and water targets in terms of efficiency and effectiveness. The model was validated with 2% deviation in comparison to monitored data. However, again, further implementation of the framework with additional modules and to other domains is required.

Similarly, Schonemann et al. [24] presented a multilevel simulation framework (Fig. 4) for coupling models with life cycle analysis data, using DES models for the process chain, predicting energy demands for single processes and the comparison of environmental impact impacts of design alternatives.

The framework was applied to the manufacture of two products to provide a decision support tool, assessing energy demand, peak load and lead time. However the study focused on machine and process level analysis with no consideration for TBS or the building shell. Furthermore, indirect energy demands eg. compressed air, was also neglected from the study despite being present in the framework. No validation of the model was carried out, with accuracy effected by a large number of model assumptions. Reliable data about energy and resource demands were unavailable due to novelty of the components in production. The tool can provide a decision support tool, with the aim to support production planners. Further integration of additional modules and consideration of TBS is required for a holistic approach.

Liang et al. [34] developed a hybrid analytical and simulation approach. The multi resolution hierarchical system allowed for interacting discrete behaviour of machines, processes and the whole system, and continuous behaviour of components on process level. Existing tools were used for the framework, with Arena being using for workshop level, machining level modelled with MATLAB's Stateflow and cutting level modelled in MATLAB's Simulink with Excel link used to communicate between the tools. This allowed for specific simulation of each machine tool. On the workshop level, processing time is usually determined by probability functions, however to obtain more accurate representation of the actual system, time is recorded in the machining state level, thus improving accuracy. However no mention of TBS or building shell was discussed, nor thermal or liquid flows. The paper

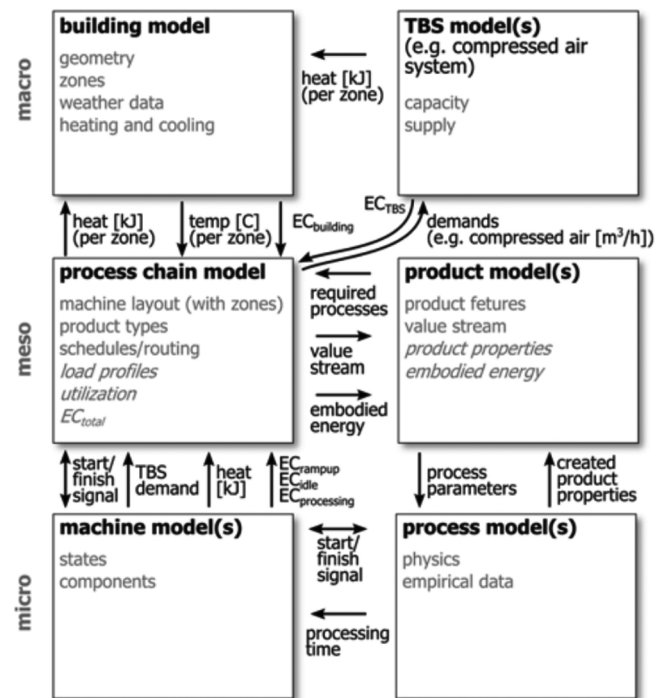


Fig. 4. Multi-level framework for holistic analysis [24].

solely focuses on framework structure with no case study application or methods of data collection or methodology discussed, therefore accuracy of the model cannot be determined.

Alvandi et al. [35] presented a hierarchical simulation based approach at analysing energy and material flows in manufacturing systems for evaluation of system performance, retrofitting and impact on component changes through analysis of what if scenarios. The approach allowed for consideration of multiple levels, starting with the unit process level representing individual machines and their states using agent based simulation, with further decomposition on machine level to model components. Unit processes were linked to model process chains, modeling using DES, with consideration of TBS at the highest level in the hierarchy. However a generic module of single machines was used, with approximations for dynamic flow of material and energy to and from the machine using machine states. Furthermore, a constant average value was used for power consumption, neglecting dynamic fluctuations associated with manufacturing processes. Further problems in determining energy was highlighted in analysis of a case study, where intensive processes with energy consumption with a unit of MW prohibited accurate electricity metering, and therefore consumption was based on estimated values. The tool allowed for analysis across

multiple levels of the manufacturing facility, with determination of bottleneck locations and energy hotspots. However integration of real time data along with quantitative analysis, rather than estimations and percentage savings from different scenarios would be beneficial. Furthermore, use of data from different enterprise resource planning (ERP) and supervisory control and data acquisition (SCADA) systems may be problematic.

Approaches discussed inclusion of TBS and the building shell theoretically, however when the framework was applied to a practical application, this aspect was neglected for all but Alvandi's approach. The focus was on machine level [8–10,24,34] and process level [8–10,34] with comparison of various scenarios for increased energy efficiency rather than accurate determination of energy demand, material flows and interaction with occupants, heating, ventilation, air conditioning (HVAC) and the building shell. Furthermore, Herrmann showed no consideration to the component and process level of analysis. Application to a real-life industrial case is yet to be performed. Validation of the framework was only performed by Herrmann, with further validation required for a case study application for all tools.

Although attempts have been made for holistic analysis of manufacturing facilities, the simulation methods only focus on one level in detail, often neglecting others completely or neglecting detail and interdependencies between levels [9,24]. Tools offering analysis over multiple levels often lack detail, thus are considered suitable for estimations and as a decision support tool, aiding in efficient production planning and reducing bottlenecks rather than accurate energy analysis. To accurately reflect behaviour of the facility, continuous time based simulation, required for analysis of technical building services (eg HVAC), and discrete event simulation, required of the manufacturing processes and process chain, is to be coupled.

Coupling of data between multiple discrete and continuous based models is problematic, therefore coupling concepts have been studied based on middleware software, as demonstrated by Bleicher et al. [8,9]. Wetter [36] presented a modular software environment for co-simulation and real-time simulation, allowing different simulation programmes to be integrated with one another. The author presents applications of modelling building heat transfer, HVAC system dynamics with the use of the data exchange tool. The holistic approaches are seen as the starting point for integration of TBS and manufacturing processes with all relevant energy flows. Further methods, tools and case studies with industry specific needs are required to develop frameworks and methodologies further.

4. Integration of manufacturing production lines with TBS

It has been highlighted that the top contributors of electricity consumption in a manufacturing environment are the manufacturing system and HVAC system [37], however tools and frameworks which consider HVAC energy models along with manufacturing are very limited. In the cases of industrial processes such as automotive paint shops, temperature control, and therefore HVAC, is vital for production quality, and therefore should be considered alongside manufacturing processes.

Michalowski et al. [38] recognised the importance of coupling Energy Management Systems (EMS), for energy related activities, with Manufacturing Execution Systems (MES), for production activities, along with DES to aid in decision making and problem solving. EMS has components to manage power distribution, HVAC, lighting and compressed air, as well as the ability to reduce peak demands, which however, requires real time energy data. MES uses production planning to assign factory resources. DES is used for analysis of the EMS-MES integrated system to project different operational outcomes. A case study of a casting facility was carried out, which highlighted issues with time granularity and the need for simulation of energy to be performed in a completely parallel sequence with summation of energy based on machine state duration. Furthermore, the model required a large

amount of MES data not typically available. No validation of the tool was performed or results from the case study discussed, therefore the applicability and accuracy of the tool is unknown.

Sun et al. [39] proposed an integrated electricity demand response model for pairing the manufacturing system level with the HVAC system. Particle swarm optimisation was used to obtain the near optimal schedule and HVAC control strategy. The optimal production schedule and power curve from the manufacturing operation provided the input to an EnergyPlus simulation along with building characteristics and temperature data to determine HVAC energy consumption. The production capability, electricity pricing, power demand limitations and temperature was considered to determine the strategies for scheduling and HVAC control. However significant simplification of the system was required, with assumption of constant HVAC performance coefficient, constant heat capacity for the facility, constant outdoor temperature and neglect of convective and radiative heat transfer from the machines. Furthermore, the plant was modelled as a single object thus not representative of a real life plant. The study was an effective pilot study providing the foundation for which further research can be developed with more complex building modelling. Furthermore, the use of DES for analysis of manufacturing processes systems would present advantages over the simplified analytical approach presented.

Similarly, Brundage et al. [37] integrated the manufacturing production line with the HVAC system, using the concept of the energy opportunity window in which allows machines to be turned off without loss of throughput. The thermal model was built using EnergyPlus, which allowed for consideration of changes in environment such as air temperature, internal heating loads and solar radiation. The production line was modelled using MATLAB's Simulink and included random effective processing time to account for random downtime, as for ease of analytical analysis, a continuous flow model was used which resulted in cycle times being assumed constant and downtime events not considered. This addition aids in the capture of the effect of stochastic production systems and processes [40]. It was concluded that opportunity windows could be coordinated with times of high energy demand and HVAC systems to optimise facility energy use and reduce cost. Further work is required to develop a model able to optimise costs of both production and HVAC systems, along with multi-zone HVAC systems. Integration of compressed air and water within the model would also be beneficial. The study was highly focussed on reducing energy costs through efficient scheduling, rather than accurate determination of energy consumption and analysis of all relevant material flows and interdependencies within the manufacturing plant.

With increasing advancements in sensor technologies and their importance within the developments towards Industry 4.0, the use of real time monitoring and system analysis within new modelling tools is of high interest. 'Real time control of energy usage' is believed to have projected savings of 280 trillion Btu/yr [41]. The tool presented by Brundage allows for real time system monitoring, using readily available plant floor data. Whereas analysis is limited to past data for methods discussed by Michalowski and Sun, of which limits accuracy and tools cannot capture the extremely random behaviour of HVAC and manufacturing systems.

A lack of case studies, validation and applicability of models to industrial cases was noted. With a large number of assumptions, the accuracy of discussed tools is unknown. The use of DES coupled with EMS and MES by Michalowski resulted in the need for a large amount of unknown data such as equipment loads, energy losses, expected process energy use and heat generation. The analytical tool presented by Sun assumed constant heat capacity and outdoor temperature, and could not model convective or radiative heat transfer from machines. Brundage also disregarded environmental conditions, assuming max temperatures in the middle of the day to correspond with max time of use charge.

Tools of integrating HVAC with the manufacturing production line requires further work, with integration of the building shell, real time

data and detailed modelling of machine processes. Inclusion of material flows such as compressed air, water, lighting and heat transfer is mentioned briefly in some but not all tools. Furthermore, the focus of studies is around determination of optimal scheduling and production planning for the reduction of peak loads and energy costs, rather than the accurate determination of energy demand and resource flows for individual processes as well as on a holistic level for the manufacturing facility.

A systematic, all-inclusive integrated approach for the analysis and optimisation of energy and material flows, encompassing manufacturing processes on a multitude of levels including machine tool, production system, process chain along with the surrounding environment, complete with lighting, HVAC, and influences of external weather conditions, building location and geometry as well as the building shell and effects of thermal bridges is required. A number of tools have attempted to bring these aspects together, however often neglect interdependencies between layers and neglect detail, and often full layers completely. Such attempts at analysis are narrow and inaccurate, with focus towards qualitative production planning and optimisation of existing production chains and systems, rather than holistic quantitative analysis.

Current areas of research in energy analysis within manufacturing reviewed in this paper are summarised in Fig. 5.

5. Development of Industry 4.0 for energy efficiency

The move towards a higher level of digitalisation with the increased demand for an interconnected, automated and fully flexible approach has shaped Industry 4.0, the 4th industrial revolution, of which encompasses cybersecurity, augmented reality, big data, robotics, additive manufacturing, cloud computing, Internet of Things, digital twinning and simulation. At the heart of Industry 4.0 is the Smart Factory, described as ‘a manufacturing solution which provides flexible and adaptive production processes to solve problems arising on a production facility with dynamic and rapidly changing boundary conditions in a world of increasing complexity’ [42]. With an increase in digitalisation, incorporated within Industry 4.0 and the Smart Factory is the use of Cyber Physical Systems (CPS), which allows interoperability and communication between a set of physical devices, objects and

equipment with a virtual cyberspace [43]. The concept of a digital twin, a near-real-time digital image of a physical component, product or system enriched with sensor obtained production and operation data, shows potential for increasing accuracy of manufacturing system analysis. The digital twin is seen as the next step in model based systems engineering and this ‘communication by simulation’ allows assistance along the full life cycle of the operation with monitoring and control of the physical system which continuously updates the virtual model [44].

5.1. Digital twinning

Due to the novel nature of the concept of digital twinning, current literature is limited, with very few studies applying the use of a digital twin to production systems and manufacturing environments for Industry 4.0. Studies mainly focussed on introducing the concept of digital twinning, highlighting its potential and importance to improve accuracy and capabilities of the manufacturing production system [45,46], as well as proposing methodologies for data acquisition and exchange between systems [43,46–49], rather than analysis of the manufacturing process and integration with other dependable features such as production chains and the facility environment. No studies have been found which use the concept of digital twinning for energy analysis and integration of physical systems with the surrounding environment and material flows. Further work is required to investigate areas for application of the digital twin and benefits it can bring along with industrial case studies, and integrated analysis with the surrounding environment in real or near-real-time.

5.2. DES use towards achieving Industry 4.0

DES’s ability to simulate and optimise production lines, process chains and shop floor layouts has resulted in the development of novel tools utilising DES alongside data analytics for additional insight into facility operation.

Jackson et al. [50] used the concept of digital manufacturing along with cloud based data storage, sensor equipped kitting boxes, a management portal and decision tool combining data analytics with DES to present a modular and modifiable framework, M4- ‘Meggit Modular Modifiable Manufacturing’. The framework consisted of 4 layers, the

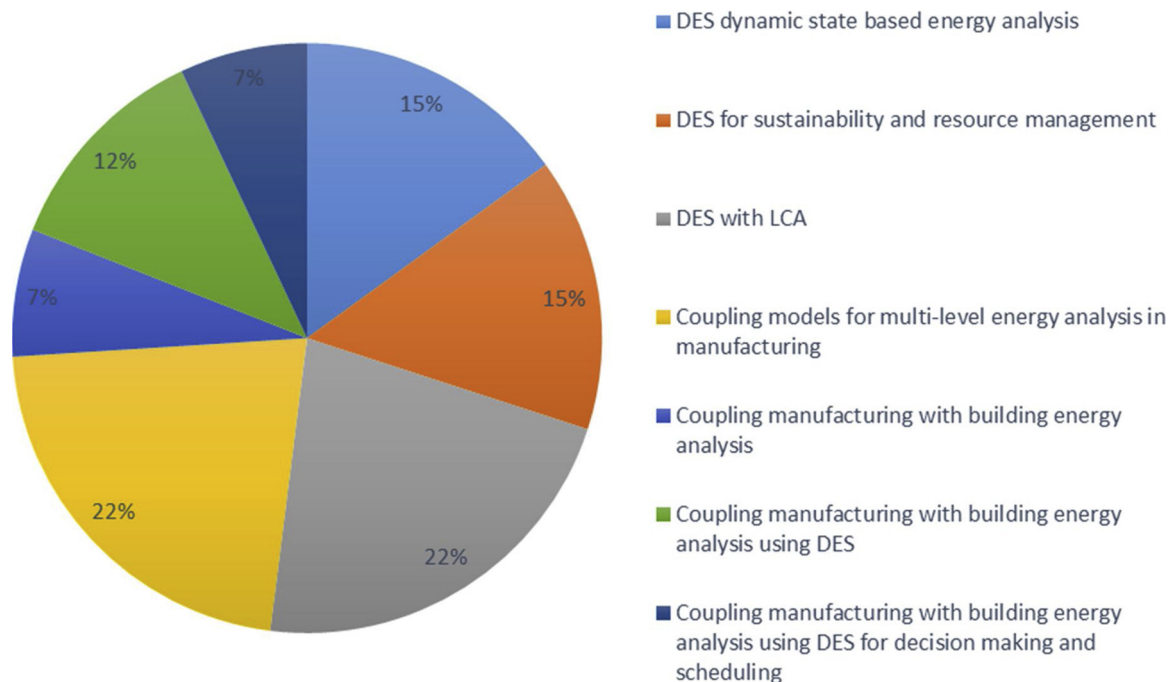


Fig. 5. Summary of research areas in energy analysis in manufacturing.

physical components composed the first layer, sensors which provide operation data to the cloud made up the second, data storage the third and data from digital tools and analytic tools made up the fourth. DES was integrated with the cloud data store, along with a scheduling algorithm, allowing for automated update of simulation models and resource allocation, along with consideration of stochastic events. A case study indicated the information flow between components in the framework and concluded that the technology and methodologies presented hold great potential for creation of reconfigurable production systems, and allows for increased routing flexibility whilst providing operators with digital instruction. The M4 is to be integrated into Meggitts production lines after further analysis.

With the influence of Industry 4.0 and need for automated industrial process modelling, Rodič et al. [51] presented an integrated simulation model of a factory using DES software, AnyLogic, along with a heuristic optimisation algorithm using discrete event and system dynamics and Java code which generated optimised layout of machines on the shop floor. The use of XML files allows easy manual or algorithmic model modifications, and along with the creation of an application in Java, input data from Excel constructed a DES model by template modification (Fig. 5).

However output data from simulations included time, utilisation of machines, product quantity flows, supply levels and product travel distance rather than analysis of material flows and energy. Analysis was performed on a process level, neglecting individual machines and the surrounding environment. Although the model was verified using historic production data, the input data had to be manually modified in Excel due to inaccuracies and inconsistencies, and real-time data implementation in the model was not possible.

Jain et al. [52] presented a methodology of automatic generation of multi-resolution virtual factory models with the use of real factory data, with standard input and output data formats. The tool was able to model multiple levels, including cell/process chain using DES, machines using discrete event/agent based simulation and also process level using Java code and continuous based equations, with data in Core Manufacturing Simulation Data (CMSD) standard format, based on XML. The proposed algorithm automatically built the logic network, machine level models and 2D representation of a scenario. The approach however, made multiple assumptions based on machine level and material flow control, with use of set defaults and common queues. Furthermore, use of outputs from the process level model for the machine level model resulted in accumulated uncertainties, whose effect on accuracy was not known. The algorithm was only able to build machine shop scenarios with cells composing of 5 machines or less, limiting its use to lower volume production chains. Although the approach offers highly automated multi-level analysis, inclusion of environmental effects and TBS would be advantageous as well as analysis in real or near-real time.

Terkaj et al. [53] used an ontology-based virtual factory approach which was continuously updated with the real plant along with use of historic models to guarantee digital continuity between the plant and the virtual model. The tool aimed to assess impacts of production, maintenance and management planning decisions through in-situ simulation. The 3D virtual factory model for the flow line was linked with a DES simulation and was applied to production and maintenance planning of a roll shop, with virtual reality defining the shop floor layout. However, historic data was used to mimic the behaviour of the plant, therefore real-time analysis of the plant could not be performed. A multi-scale model was mentioned, however the tool did not offer analysis over multiple levels, including machine level, process chain and interactions with the surrounding environment. Furthermore, the tool was deemed appropriate for management and planning, with use of VR to aid users visually, however accurate analysis of machine processes or an operating facility was not considered.

Studies on novel tools developed for the vision of Industry 4.0 are predominantly based around process improvements to increase

throughput and productivity, by increased automation and connectivity, such as multi-level analysis [52], rather than that of improving energy efficiency in manufacturing processes and systems. The M4 tool was based on analysing factory performance with routing and product flexibility, while Rodič focused on optimising machine layout with no mention of material or energy flows or integration of manufacturing processes with the surrounding environment, nor quantitative analysis of manufacturing processes. Tools presented by Jain and Terkaj focused on increased automation of the simulation process. The adoption of the digital twin in manufacturing facilities holds great potential for analysis of energy and material flows due to the capabilities of accurate machine representation and real or near-real-time process analysis. Further work is required to develop the technology with expansion of analysis into the manufacturing production chain with consideration of the surrounding facility environment, along with relevant material and energy flows.

5.3. Virtual and augmented reality

Virtual reality (VR) is an environment in which the user is fully immersed in a simulated virtual world, which may or may not hold any resemblance to the real world [54]. Augmented reality (AR) is VR placed over the real world, but with the provision of additional information. An enriched real world is represented rather than one that replaces it [55]. In this way, both technologies are considered linked (Fig. 6).

Use of VR in manufacturing has the potential to reduce time and costs, and lead to increased quality, reduction of design errors and improved efficiency and well-being of operators [56]. It's been used in industry for training, assembly and disassembly of products, manufacturing, design and virtual prototyping [56], as well as improvements in ergonomics of the workplace [57].

Jimeno et al. [55] provided an insight into the use of VR in design and manufacturing processes, and suggested the technology is highly advantageous in computer aided design (CAD) processes due to interactive examination and ability for direct manipulation of models. Designs can be realised before expensive prototyping processes commence, through the use of Virtual Prototyping. Virtual manufacturing involves simulation of a product and manufacturing processes. Shape, residual stresses and durability have been highlighted as common factors for analysis in order to reduce cost of production and minimise waste. However issues were highlighted such as need for extremely high accuracy to ensure that the model is an accurate representation of the physical object, as well as need for reflection of changes to the system in real time.

Pelliccia et al. [58] highlighted the need for including energy consumption in the optimisation of machine tool design and manufacturing. The authors present 2 methodologies of energy visualisation of a milling and turning centre using VR, of which all use a discrete colour mapping technique (green for low consumption, yellow for mid consumption and red for high) for different parts of the machine tool. Energy values were determined experimentally from measurements on the machine. The 3D Sankey diagram method mentioned uses VR to add further detail to the common simple 2D Sankey diagram. However power was assumed to be a constant, with energy losses between components neglected. Furthermore, multiple energy flows and a large

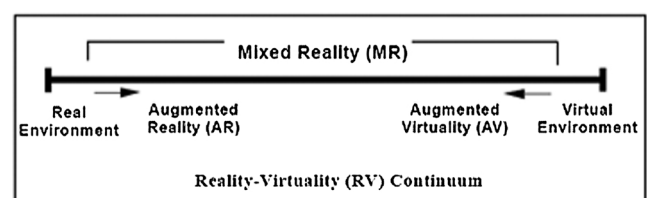


Fig. 6. Reality-Virtuality Continuum [54].

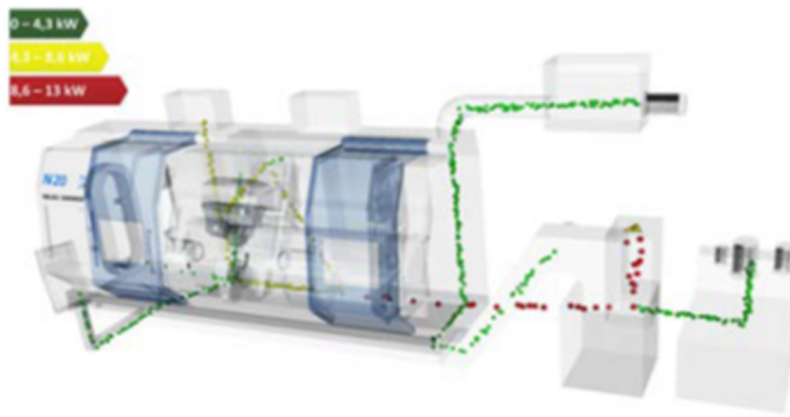


Fig. 7. Energy Visualisation method based on a particle system [58].

number of components made the diagram unclear. Similarly, a particle system technique was mentioned along with the use of VR, which allowed for visualisation of dynamic changes of energy consumption over time, as well as highlighting the direction of energy flows (Fig. 7).

A CAD model of the machine was developed, however CAD geometries are generated without concerning energy consumption, and the methodology to which it was created is unknown, and therefore accuracy of the model could not be determined. The methodologies discussed are based on a fixed framework and are related to a single configuration of machine axes. Development of a dynamic model with multiple modes of operation, along with real time capabilities, as well as multi-machine considerations would allow for a more accurate analysis of the manufacturing process.

Niu et al. [59] used virtual reality technology along with a design for intent method to collect occupancy information in building energy design with the aim of determining the performance gap with respect to energy demand in order to identify the most energy efficient design patterns. Plug loads, backup boilers, ICT infrastructure and lighting were all highlighted as energy related activities requiring set target behaviours. Different design patterns were modelled in Building Information Models (BIM) depending upon settings developed in VR to model different scenarios. Implementation of the methodology into a case study highlighted unexpected problems such as highly unpredictable and erratic behaviour of occupants, with a large number of factor considerations. However it was concluded that the tool allowed designers to determine design patterns which allowed for target occupant behaviour, however multi-criteria decision making methods are required to address conflicting design criteria. Furthermore, quantification of energy demand and energy saved would be beneficial.

For the use of AR in manufacturing, operators can carry out machine operations and also be provided with real time data and process information simultaneously without leaving the work piece [60]. Environmental impacts of the operation can also be viewed in this way, with users able to take immediate action dependent upon feedback. Its use in collision detection on sorting lines [61] and use in robot control [62] allows for visualisation of scenarios and process risk assessment. AR has also been used for factory layout planning and maintenance and is considered a valuable teaching tool, especially in product assembly [62,63]. Nee and Ong [63] discuss the use of AR in aiding operators in CNC machining, with reflection of dynamic tool movements providing the user with real time information on cutting parameters and CNC programs, as well as alarms and errors in machining.

In the context of energy analysis, Herrmann et al. [60] used virtual and augmented reality to determine and illustrate energy flows and environmental impact of manufacturing processes in order to determine energy hotspots and establish improvements. Implemented sensors at the machine tool allowed for consideration of electrical energy, compressed air, coolants and raw materials as inputs along with

temperature changes, heat losses and emissions. Data processing using time studies to perform statistical analysis of the material and energy demands along with life cycle assessment was required prior to impact visualisation. Both virtual and augmented reality were used via a touchscreen wall and a smart phone camera display (Fig. 8).

The concept was tested on a grinding machine, implemented with a power meter, compressed air, coolant, pressure and temperature sensor. The full factory floor was presented, with in and outflowing material and energy data displayed along with measured energy data, in terms of energy usage or CO₂ impact. The tool was able to determine the greatest contributor to energy expenditure, but further steps are required in order to test and simulate further possible improvements, along with abilities to alter process parameters and investigation of various scenarios. Furthermore, the ability to monitor multiple machines along an integrated process chain would allow for a more in-depth analysis of energy expenditure of a manufacturing facility.

Current applications of VR and AR in the manufacturing industry is highly swayed towards product design and development [64]. A similar trend was identified in academia, with many studies highlighting the



Fig. 8. Use of augmented reality to determine environmental impacts of a manufacturing process [60].

Table 1
Approaches of energy analysis in manufacturing.

Approach	Reference
Use of DES to combine material with energy and resource flows for efficient production planning	[11]
Use of DES to determine embodied product energy of single products	[12]
Use of DES to determine state based energy use for single machines	[7]
Use of DES with energy modules with hierarchy approach to machines	[15]
Use of DES to determine energy of processes with optimisation tools for sustainability indicators	[16]
Use of DES for resource management	[17,18]
Use of DES for energy use in on/off machine states	[19]
DES with LCA	[23–25,29–31]
Coupling models for multi-level energy analysis in manufacturing	[9,10,24,33–35],
Coupling manufacturing with building energy analysis	[33,35]
Coupling manufacturing with building energy analysis using DES	[33,35,39]
Coupling manufacturing with building energy analysis using DES for decision making and scheduling	[37,38]
Energy visualisation in manufacturing using VR and AR	[58,60]

potential of the technology along with applications to production and facility planning [59] and ability for extensive visualization techniques for machine operators [55]. Studies applying VR and AR technology to energy analysis is limited. Pelliccia [58] discuss the use of VR to the visualisation of energy paths of a milling centre, however analysis was limited to electrical energy for one tool, with no consideration of other flows such as compressed air or heat, nor enabled multi-level analysis across multiple machines in a production chain or the manufacturing facility. Herrmann discuss the use of AR for simulating multiple inputs and energy flows of a grinding machine, along with consideration of the full factory floor, however again, analysis was limited to one machine tool, neglecting interdependabilities between multiple machines and the manufacturing process chain, along with the surrounding building environment.

No studies have been found linking concepts of Industry 4.0, such as digital twinning, virtual factories and automated model creation, with analysis of energy or material flows with a multi-level holistic approach. These novel concepts have been focused towards applicability and potential within Industry 4.0, as well as introducing multiple concepts of increased automation and flexibility within smart factories. With these technological advancements, increased need for high cyber security and increased automation results in an increased energy demand, at a cost to industry. Therefore, highlighting energy use of manufacturing processes in the shift towards Industry 4.0 is of utmost importance.

6. Future challenges

This study has highlighted the value of DES for analysis of manufacturing facilities, accounting for changes in machine state whether idle or working, task scheduling and production planning as well as resource flows and non-continuous and stochastic processes.

Attempts at achieving holistic analysis of manufacturing facilities through coupling simulation tools, as well as the development of novel numerical and analytical models were presented, however these presented challenges, such as availability of adequate and accurate data, as well as use of averaged model parameters and need for model simplification. Furthermore, emphasis was on model structure through use of multiple levels or hierarchies, rather than input parameters and analysis of all relevant resource, thermal and energy flows. Such work is limited due lack of energy strategies within organisations [65], with The Manufacturers and Manufacturer 2030 report stating that over a third of manufacturing companies do not set energy efficiency targets nor have no means of measuring improvements [66]. Furthermore, energy costs are generally not accounted for by production managers, and are considered indirect costs to maintain facility operation [16].

Multiple tools neglected dynamics or interdependency between all layers, with focus on energy associated with a single unit process or creation of an individual part. Analysis of production processes from

machine level through to process chain with interaction of machines within the production line would be advantageous. Furthermore, inclusion of material flows and thermal effects would aid in understanding of the facility, as heat transfer from machining processes can have a significant impact on energy consumption due to additional demands required from HVAC systems to maintain a certain environmental working condition. A considerable number of presented models and frameworks lack validation, which possess uncertainty with regards to the accuracy of the methodology as well as applicability to industry. Current technologies involved in developing the smart factory were discussed, with digital twinning showing great potential for increasing the accuracy of simulation, with the ability to replicate individual facilities and processes with the addition of real time data rather than having to rely on a database of generic manufacturing processes or modelling assumptions and simplification during model development. Studies show the use of virtual and augmented reality can aid in understanding of energy flows for less experienced workers along with providing education on how to control processes for more energy efficient production. It can provide a visualisation tool rather than a method of energy analysis. However due to the novel nature of these technologies, studies are limited and provide a basis of understanding as well as highlight their potential within the manufacturing industry.

Emphasis has been predominately on tools providing outputs for effective decision making and process planning rather than accurate analysis of energy flows or tools for energy optimisation. Further work is required to develop a tool capable of accurate determination of relevant energy, resource and thermal flows associated with manufacturing processes, along with a methodology of enabling interaction between different levels within the manufacturing production environment. Furthermore, further work is required for the development of novel techniques such as digital twinning and its use in the manufacturing industry as a tool of providing computationally efficient and accurate models.

Approaches for analysis of energy analysis in manufacturing are summarised in Table 1.

Acknowledgements

The authors would like to acknowledge the financial contribution provided by the Engineering and Physical Sciences Research Council (EPSRC) and the Industrial Doctorial Training Centre (IDC) of Machining Science at the University of Sheffield that has enabled the production of this paper.

References

- [1] U.S. Energy Information Administration. International Energy Outlook 2017 U.S. Energy Inf. Adm., no. 2017 2017.
- [2] The M, Challenge E. Meeting the Energy Challenge A White Paper on Energy Meeting the Energy Challenge A White Paper on Energy May 2007 no. May 2007.

- [3] Company M. Technologies that could transform how companies use energy. 2015.
- [4] Wohlgenuth V, Page B, Kreutzer W. Combining discrete event simulation and material flow analysis in a component-based approach to industrial environmental protection. *Environ Model Softw* 2006.
- [5] Wright AJ, Oates MR, Greenough R. Concepts for dynamic modelling of energy-related flows in manufacturing. *Appl Energy* 2013;112:1342–8.
- [6] Velumani S, Tang H. Operations status and bottleneck analysis and improvement of a batch process manufacturing line using discrete event simulation. *Procedia Manuf* 2017;10:100–11.
- [7] Mousavi S, Thiede S, Li W, Kara S, Herrmann C. An integrated approach for improving energy efficiency of manufacturing process chains. *Int J Sustain Eng* 2016.
- [8] Bleicher F, Duer F, Leobner I, Kovacic I, Heinzl B, Kastner W. Co-simulation environment for optimizing energy efficiency in production systems. *CIRP Ann Manuf Technol* 2014.
- [9] Thiede S, Schönemann M, Kurlle D, Herrmann C. Multi-level simulation in manufacturing companies: the water-energy nexus case. *J Clean Prod* 2016.
- [10] Thiede S, Kurlle D, Herrmann C. The water-energy nexus in manufacturing systems: Framework and systematic improvement approach. *CIRP Ann Manuf Technol* 2017;66(1):49–52.
- [11] Increased energy efficiency in a Swedish iron foundry through use of discrete event simulation. *Proceedings of the Winter Simulation Conference*. 2006. p. 1971–6.
- [12] Seow Y, Rahimifard S. A framework for modelling energy consumption within manufacturing systems. *CIRP J Manuf Sci Technol* 2011;4(3):258–64.
- [13] Garwood TL, Hughes BR, Oates MR, Connor DO, Hughes R. A review of energy simulation tools for the manufacturing sector. *Renew Sustain Energy Rev* 2017;81:895–911.
- [14] Alvandi S, Li W, Kara S. An integrated simulation optimisation decision support tool for multi-product production systems. *Mod Appl Sci* 2017;6.
- [15] Kohl J, Spreng S, Franke J. Discrete event simulation of individual energy consumption for product varieties. *Procedia CIRP* 2014.
- [16] Rodrigues GS, Espindola Ferreira JC, Rocha CR. A novel method for analysis and optimization of electric energy consumption in manufacturing processes. *Procedia Manuf* 2018;17:1073–81.
- [17] Keshari A, Sonsale AN, Sharma BK, Pohekar SD. Discrete event simulation approach for energy efficient resource management in paper; pulp industry. *Procedia CIRP* 2018;78:2–7.
- [18] Prabhu VV, Taisch M. Simulation Modeling of Energy Dynamics in Discrete Manufacturing Systems vol. 45. 2019. 6. IFAC, 23AD.
- [19] Cataldo A, Scattolini R, Tollo T. An energy consumption evaluation methodology for a manufacturing plant. *CIRP J Manuf Sci Technol* 2015;11:53–61.
- [20] Duflof JR, Sutherland JW, Dornfeld D, Herrmann C, Jeswiet J, Kara S, et al. Towards energy and resource efficient manufacturing: a processes and systems approach. *CIRP Ann Manuf Technol* 2012.
- [21] Johansson B, Kacker R, Kessel R, McLean C, Sriram R. Utilizing combinatorial testing on discrete event simulation models for sustainable manufacturing. *Proceedings of the ASME International Design Engineering Technical Conferences and Computers and Information in Engineering Conference* 2009. 2010. p. 1095–101. DETC2009, vol. 2, no. PART B.
- [22] Lajevardi B, Garretson IC, Paul BK, Haapala KR. Manufacturing energy analysis of a microchannel heat exchanger for high-density servers. *Procedia Manuf* 2015.
- [23] Lind S, Johansson B, Stahre J, Berlin C, Fasth A, Heilala J, et al. SIMTER - a joint simulation tool for production development. 2009.
- [24] Schönemann M, Schmidt C, Herrmann C, Thiede S. Multi-level modeling and simulation of manufacturing systems for lightweight automotive components. *Procedia CIRP* 2016;41:1049–54.
- [25] Sproedt A, Plehn J, Schönsleben P, Herrmann C. A simulation-based decision support for eco-efficiency improvements in production systems. *J Clean Prod* 2015;105:389–405.
- [26] Tang Y, Mak K, Zhao YF. A framework to reduce product environmental impact through design optimization for additive manufacturing. *J Clean Prod* 2016.
- [27] Newcomb PJ, Carmichael C, Bras B, Reap J. Improving life cycle assessment by including spatial, dynamic and placebased modelling. *ASME 2003 Des Eng Technol Conf Comput Inf Eng Conf* 2003:1–7.
- [28] Thiede S, Seow Y, Andersson J, Johansson B. Environmental aspects in manufacturing system modelling and simulation-State of the art and research perspectives. *CIRP J Manuf Sci Technol* 2013.
- [29] Wilson J, Arokiam A, Belaidi H, Ladbrook J. A simple energy usage toolkit from manufacturing simulation data. *J Clean Prod* 2015.
- [30] Heilala J, Vatanen S, Tonteri H, Montonen J, Lind S, Johansson B, et al. Simulation-based sustainable manufacturing system design. 2008 Winter Simulation Conference 2008:1922–30.
- [31] Johansson B, Skoogh A, Mani M, Leong S. Discrete event simulation to generate requirements specification for sustainable manufacturing systems design. *Proc. 9th Work. Perform. Metrics Intell. Syst. - Permis' 09*. 2009. p. 38–42.
- [32] Rahimifard S, Seow Y, Childs T. Minimising embodied product energy to support energy efficient manufacturing. *CIRP Ann Manuf Technol* 2010.
- [33] Herrmann C, Thiede S, Kara S, Hesselbach J. Energy oriented simulation of manufacturing systems - concept and application. *CIRP Ann Manuf Technol* 2011;60(1):45–8.
- [34] Liang S, Yao X. Multi-level modeling for hybrid manufacturing systems using Arena and MATLAB. 2008.
- [35] Alvandi S, Bienert G, Li W, Kara S. Hierarchical modelling of complex material and energy flow in manufacturing systems. *Procedia CIRP* 2015;29:92–7.
- [36] Wetter M. Co-simulation of building energy and control systems with the building controls virtual test bed. *J Build Perform Simul* 2011;4(3):185–203.
- [37] Brundage MP, Chang Q, Li Y, Xiao G, Arinez J. Energy efficiency management of an integrated serial production line and HVAC system. *IEEE Trans Autom Sci Eng* 2014;11(3):789–97.
- [38] Michaloski JL, Shao G, Arinez J, Lyons K, Leong S, Riddick F. Analysis of Sustainable Manufacturing Using Simulation for Integration of Production and Building Service. 2019.
- [39] Sun Z, Li L, Dababneh F. Plant-level electricity demand response for combined manufacturing system and heating, venting, and air-conditioning (HVAC) system. *J Clean Prod* 2016;135:1650–7.
- [40] Zou J, Chang Q, Lei Y, Xiao G, Arinez J. Stochastic maintenance opportunity windows for serial production line. *ASME 2015 International Manufacturing Science and Engineering Conference*. 2015. p. 1–8.
- [41] Bennett B, Boddy M, Doyle F, Jamshidi M, Ogunnaike T. Assessment study on sensors and automation in the industries of the future. *Reports on industrial controls, information processing, automation, and robotics* Washington DC 2004
- [42] Radziwon A, Bilberg A, Bogers M, Madsen ES. The smart factory: exploring adaptive and flexible manufacturing solutions. *Procedia Eng* 2014;69:1184–90.
- [43] Schroeder GN, Steinmetz C, Pereira CE, Espindola DB. Digital twin data modeling with automation ML and a communication methodology for data exchange. *IFAC-PapersOnLine* 2016;49(30):12–7.
- [44] Rosen R, Von Wichert G, Lo G, Bettenhausen KD. About the importance of autonomy and digital twins for the future of manufacturing. *IFAC-PapersOnLine* 2015;28(3):567–72.
- [45] Schleich B, Anwer N, Mathieu L, Wartzack S. Shaping the digital twin for design and production engineering. *CIRP Ann Manuf Technol* 2017;66(1):141–4.
- [46] Uhlemann THJ, Lehmann C, Steinhilper R. The digital twin: realizing the cyber-physical production system for industry 4.0. *Procedia CIRP* 2017;61:335–40.
- [47] Lee J, Bagheri B, Kao H-A. Recent advances and trends of cyber-physical systems and big data analytics in industrial informatics. *Int Conf Ind Informatics* 2014;2015(November). 2014.
- [48] Cai Y, Starly B, Cohen P, Lee YS. Sensor data and information fusion to construct digital-twins virtual machine tools for cyber-physical manufacturing. *Procedia Manuf* 2017;10:1031–42.
- [49] Uhlemann THJ, Schock C, Lehmann C, Freiberger S, Steinhilper R. The digital twin: demonstrating the potential of real time data acquisition in production systems. *Procedia Manuf* 2017;9:113–20.
- [50] Jackson K, Efthymiou K, Borton J. Digital manufacturing and flexible assembly technologies for reconfigurable aerospace production systems. *Procedia CIRP* 2016;52:274–9.
- [51] Rodič B, Kanduč T. Optimisation of a complex manufacturing process using discrete event simulation and a novel heuristic algorithm. *Int J Math Model Methods Appl Sci* 2015;9.
- [52] Jain S, Lechevalier D. Standards based generation of a virtual factory model. *Proc. - Winter Simul. Conf.*. 2017. p. 2762–73.
- [53] Terkaj W, Tollo T, Urgo M. A virtual factory approach for in situ simulation to support production and maintenance planning. *CIRP Ann Manuf Technol* 2015;64(1):451–4.
- [54] Milgram P, Takemura H, Utsumi a, Kishino F. Mixed reality (MR) reality-virtuality (RV) continuum. *Syst Res* 1994;2351:282–92. no. Telemanipulator and Telepresence Technologies.
- [55] Jimeno A, Puerta A. State of the art of the virtual reality applied to design and manufacturing processes. *Int J Adv Manuf Technol* 2007;33(9–10):866–74.
- [56] Lawson G, Salanitri D, Waterfield B. Future directions for the development of virtual reality within an automotive manufacturer. *Appl Ergon* 2016;53:323–30.
- [57] Grajewski D, Górski F, Zawadzki P, Hamrol A. Application of virtual reality techniques in design of ergonomic manufacturing workplaces. *Procedia Comput Sci* 2013;25:289–301.
- [58] Pelliccia L, Klimant P, Schumann M, Pürzel F, Wittstock V, Putz M. Energy visualization techniques for machine tools in virtual reality. *Procedia CIRP* 2016;41:329–33.
- [59] Niu S, Pan W, Zhao Y. A virtual reality integrated design approach to improving occupancy information integrity for closing the building energy performance gap. *Sustain Cities Soc* 2016;27:275–86.
- [60] Herrmann C, Zein A, Wits WW, Van Houten FJAM. Visualization of environmental impacts for manufacturing processes using virtual reality. *Proceedings of the 44th CIRP Conference on Manufacturing Systems* 2011.
- [61] Tüma Z, Tüma J, Knoflíček R, Blecha P, Bradáč F. The process simulation using by virtual reality. *Procedia Eng* 2014;69:1015–20.
- [62] Novak-Marcincin J, Barna J, Janak M, Novakova-Marcincinova L. Augmented reality aided manufacturing. *Procedia Comput Sci* 2013;25:23–31.
- [63] Nee AYC, Ong SK. Virtual and Augmented Reality Applications in Manufacturing 46. *IFAC*; 2013. no. 9.
- [64] PWC. For US manufacturing, virtual reality is for real.” 2015 *Disruptive Manufacturing Innovations Survey* [Accessed: 10:10:2016], [Online]. Available. 2015<https://www.pwc.com/us/en/industrial-products/next-manufacturing/augmented-virtual-reality-manufacturing.html>.
- [65] Fysikopoulos A, Pastras G. An approach to increase energy efficiency energy efficiency at production line level. *Adv Prod Manag Syst Innov Knowl-Based Prod Manag a Glob World SE - 6* 2014;439:205–12.
- [66] Manufacturer T. Failure to prioritise resource efficiency. 2018.