



Initial assessment of reuse of sustainable wastes for fibreboard production: the case of waste paper and water hyacinth

E. O. Ojo^{1,5}  · M. Okwu² · L. Edomwonyi-Otu³ · F. A. Oyawale⁴Received: 4 February 2019 / Accepted: 9 May 2019
© The Author(s) 2019

Abstract

In this early study, new cement-bonded bi-composite fibreboard (FB) was made from water hyacinth (WaHy) and waste paper (WP). Ordinary Portland cement (PdCe) used as a binder was mixed with other two additives: gypsum plasters (GyPl) and wood ash (WdAh), in defined proportions to form bonding matrices. The WP and WaHy were pre-treated and a linked process was developed for the mixing and consolidation steps. The FBs produced were based on different proportions of composites, binder, and additives mixed. The FBs produced were made from different proportions of composites, binders, and additives. Improved tensile strength was observed for bi-composite FB from WaHy mixed with WP. In general, FBs having densities in the range of 0.50–0.57 g cm⁻³ were compared favourably with the ASTM and ANSI standards (95%), thus making the FBs a potential alternative for building and construction purposes. More elaborate research with advanced analytical techniques is hereby suggested.

Keywords Fibreboard · Office waste paper · Water hyacinth · Sustainable · Waste management · Mechanical property

Abbreviations

FB	Fibreboard
GyPl	Gypsum plaster
PdCe	Portland cement
WaHy	Water hyacinth
WdAh	Wood ash
WP	Waste paper

Introduction

Fibreboard (FB) is a widely adopted wood-based insulation material used in the building and construction industry. Depending on the application, the particular FB product may vary from the medium-density (MDF) to high-density fibreboard (or hardboard) [1]. The consumption of MDF in Europe in 2012 was reported as 10.3 million m³ (“European Panel Federation (EPF),” 2014). It is now important to intensify studies on developing processes for utilisation of different low-cost, sustainable, and renewable sources of potential lignocellulosic composites obtained from municipal waste and by doing so minimising deforestation and enhancing waste management [2]. Lignocellulosic biomass is primarily made up of lignin and cellulosic compounds and is majorly obtained from natural wood and plant origins [3]. Lignocellulosic materials or biomass make up the largest percentage of waste generated globally. Industrial activities such as building and construction, pulp and paper, and agro-allied based (food and cash crops) have contributed largely to lignocellulosic waste which ends up in the landfills or burned with emissions of methane and carbon dioxide contributing to greenhouse gases.

Agro-forestry wastes such as rice straw, wheat straw, bagasse, sawdust, water hyacinth, oil palm, hazelnuts, and other fibrous dry leaf are now considered alongside with

✉ E. O. Ojo
ebenezer.ojo@strath.ac.uk

¹ Faculty of Science and Engineering, Osun State University, PMB 4494, Osogbo, Nigeria

² Department of Mechanical Engineering, Federal University of Petroleum Resources, PMB 1221, Effurun, Delta State, Nigeria

³ Department of Chemical Engineering, Ahmadu Bello University, PMB 1013, Zaria, Kaduna State, Nigeria

⁴ Department of Mechanical Engineering, Faculty of Engineering, Covenant University, KM 10, Canaan Land, Ota, Nigeria

⁵ Present Address: Strathclyde Institute of Pharmacy and Biomedical Sciences, University of Strathclyde, Glasgow G1 1RD, UK

the recycled woody materials from construction sites for fibreboard production [3–10]. The use of renewable plant sources as alternative composites was based on the mechanical and physical properties obtainable. The use of cellulosic fibres as composites has been reported to lower thermal conductivity in buildings, minimise shrinkages, and enhance internal absorption of acoustic sound plus the dissipation of structure-borne vibrations [11]. However, the properties produced depend on the lignocellulosic biomass, binders, water, additives, and the production process (dry or wet manufacturing process).

For the production of FB, cementitious materials such as ordinary Portland cement (PdCe) from limestone clinkers [2, 8, 9], fly ash, ground granulated blast furnace ash, gypsum [12], urea/phenol formaldehyde, polymeric diphenylmethane di-isocyanate (MDI) have been used exclusively for binding straw particles [4, 13], and silica fumes have been used as adhesives. The binders could be added individually or mixed at a determined ratio to achieve specific physical, mechanical, and surface properties of interest. Also, the addition of water acts as a catalyst and other additives such as calcium chloride monohydrate ($\text{CaCl}\cdot\text{H}_2\text{O}$), polypropylene, and maleic anhydride may be added if required [9, 14, 15]. For this study, water hyacinth plant and waste paper (WP) made from woody biomass were used as composites for the production of medium-density fibreboard. To date, reports on the utilisation of waste paper (WP) and water hyacinth (WaHy) are minimal [16].

WaHy otherwise known as *Eichhornia crassipes* has been classified as a problematic wild plant on water bodies. It has been investigated for its use as a sustainable resource for bioremediation of waste and industry effluents, production of paper, briquette, compost, fodder, animal feed, and also for bioprocessing of biofuel and platform chemicals through saccharification and fermentation processes [7, 17–19]. Based on the historical development and spread of water hyacinth from its host country, WaHy is now known as the world's fastest-growing water-borne weed, with biomass doubling capacity in 14 days. It meshes together to form thick floating mats that make water navigation, fishing, and irrigation near impossible.

In essence, water hyacinth is considered a potential threat to the environment and economics of many countries. The plant reproduces vegetatively and by seeds. The plant also produces masses of seed that can lie dormant for up to 15 years, a potential ability to reproduce sustainably. If well managed for sustainable production of value-added products such as fibreboard, it could generate economic advantages. Also, the use of WP as a composite for FB production offers the advantage of minimising the municipal solid waste load [20]. While the recycling technology for paper is already in place [21], some recovered WPs are now being processed for bioethanol production and other bio-based chemicals

[22–26], among other uses. In a similar way to water hyacinth, channelling WP into the production of more value-added products would provide increased economic advantages and minimise carbon footprints.

The study aims to investigate the production of cement-bonded FB combining pre-treated WaHy and waste office paper as composites. Methods' development for the pre-treatment of the fresh WaHy stalks and waste office papers was studied. It thus requires low-cost design and fabrication of a mixer and screw press for reproducible FB production. A one-factor-at-a-time (OFAT) approach was used to investigate the effect of mixing ratios of the composites and binder concentrations. Standard physical and mechanical tests were performed to ascertain the suitability of the fibre produced in comparison with the established global standards for its use for building and construction industry. Optimisation of the composites binder matrix is not intended to be covered in this work. However, a detailed study using the design of experiment approach to determine optimum mix will be included in our subsequent studies.

Materials and methods

Materials

Two types of composite materials were used in this study for the FB production: white office WP and water hyacinth (WaHy). The WP was sourced from the waste paper generated from offices and at the printing press of Ladoko Akinola University of Technology (LAUTECH), Ogbomoso, and WaHy from Awba dam at the University of Ibadan (UI), Nigeria. Micronisation of WP was carried out using a method previously developed by [27]. In the method, a combined two-stage wet and dry milling process was adopted. The wet step de-fibred the paper by soaking in water to form paper mash and subsequently dried. The oven-dried mashed paper balls were then micronised during the dry step and sieved using BSS 36 mesh size (equivalent to 420 μm) (Endecot, UK). The water hyacinth was collected, and the fibrous stems were cut into smaller pieces of varying length between 2 and 6 cm for easy handling prior to comminution. The cut pieces were air-dried for 8 h/day for 10 days at an average daily peak temperature of 30–32 $^{\circ}\text{C}$ (± 2 $^{\circ}\text{C}$) measured using a thermometer. PdCe (Lafarge Cement, Ewekoro) was used as a cementitious binder and mixed in proportions with two other additives: gypsum plaster (GyPl) (Lagos, Nigeria) and wood ash (WdAh) obtained from LAUTECH bakery. The collected WdAh was sieved using the BSS 18 mesh size (equivalent to 850 μm) and air-dried for 4 h to reduce the moisture content. The binder and additives were stored in a non-humid environment at ambient temperature (~ 28 $^{\circ}\text{C}$).

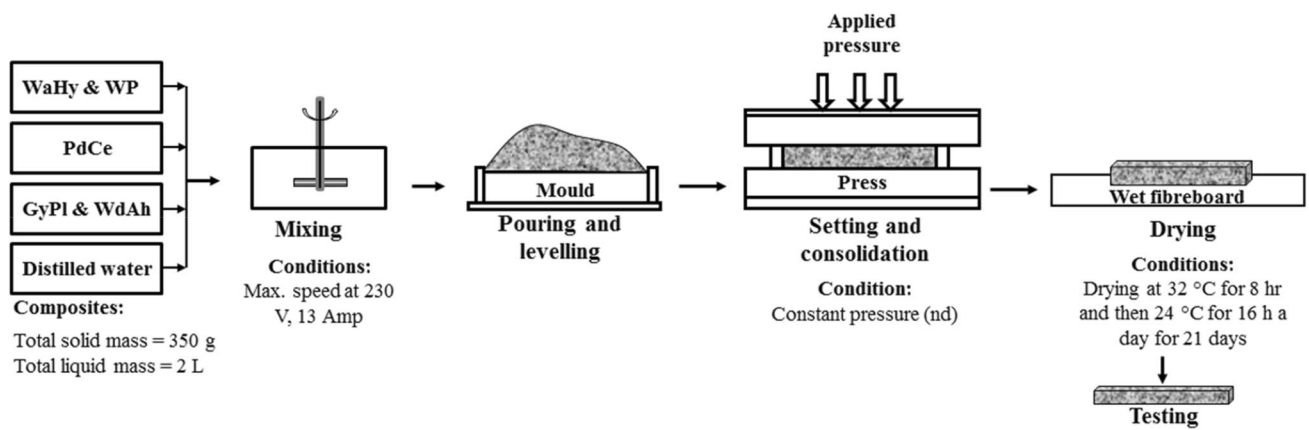


Fig. 1 Schematics of fibreboard production process [from material mixing (LHS) to the final fibre product and testing (RHS)]

Table 1 Mix proportions of fibreboard composites to the suitability of WaHy and WP for FB production

Reinforcement (g)		Binder (g)	Additives (g)		Liquid (L)
WaHy	WP	PdCe	WdAh	GyPI	Water
200	0	50	50	50	2
100	100	50	50	50	2
0	200	50	50	50	2

Experimental procedures

A simple OFAT approach was adopted to study the suitability of the composite materials for FB and also to investigate the effect of varying the percentage compositions of binder and additives in each formulation on the properties of the FB formed. The fibreboard production process is as shown in Fig. 1. Before FB production, the composites were mixed with PdCe and other additives at the designed proportions, as summarised in Tables 1 and 2. The micronised WP added to WaHy was based on % w w⁻¹. In all the experiments,

200 g of composite materials was used per sample and 2 L of water was added to act as a catalyst during mixing. The moisture contents of composites were assumed negligible. Concentration matrix for composite materials, binder and additives was varied and their impact on the mechanical properties of the fibreboard was investigated. In the first study (Table 1), the various proportions of composites at a constant amount of binder and additives were intended to ascertain the effect of composites on the properties of FB produced. Similarly, study two (Table 2a–c) investigates the effect of binder and additives mix on the FB strength at constant composites mix ratios.

FB was made by adding different proportions of composites, binder, additives, and 2 L of distilled water using an electrically operated mixer as indicated in Tables 1 and 2. The prototype 1 hp electrical motor mixer fabricated at the Chemical Engineering Department Workshop, University of Lagos (UNILAG) was operated at the maximum speed for 30 min for each sample. Compaction was carried out using a prototype fabricated screw press with a mould (Mechanical Workshop, UI, Ibadan). The mould geometry presets the

Table 2 Experimental design to investigate the effect of different concentrations of binder and additives on physical and mechanical properties of fibreboard produced from lingocellulosic composites

Constant parameters			Study 1		Study 2		Study 3	
Reinforcement (g)		Liquid (L)	Binder (g)	Additive 1 (g)	Binder (g)	Additive 2 (g)	Additive 1 (g)	Additive 2 (g)
WaHy	WP	Water	PdCe	WdAh	PdCe	GyPI	WdAh	GyPI
100	100	2	150	0	150	0	150	0
100	100	2	100	50	100	50	100	50
100	100	2	75	75	75	75	75	75
100	100	2	50	100	50	100	50	100
100	100	2	0	150	0	150	0	150

Constant parameters column is associated with each of the study groups separately. A total of three mix proportions of composites are investigated

shape of the insulation boards formed to a predetermined thickness. Consistent compaction pressure for all prepared samples was ensured by keeping a constant lower lock position for the press, a point at which further screwing of the press is practically impossible.

Equipment design and fabrication

The designed and fabricated low-cost prototype electrically operated mixer shown in Fig. 2a has a stirring rod and Rushton-type impellers attached at the lower end of the stirring rod. The mixing operation was performed by running the 1 hp motor at the highest speed (1800 rpm) due to the poor flowability of the mixture, the mixing continued until a homogenous mixture was achieved. Approximately three cycles of 10 min mixing were adopted. The screw press mould consists of a metallic casing (2 mm thick) with the dimension of 300 × 300 × 100 mm and the top compression plate 290 × 290 mm, as shown in Fig. 2b. The shaft holds the compression plate firm to the metallic casing. The metallic box was made from 2 mm-thick metal sheets. The composite materials (WdAh, WP, GyPI, PdCe, and water) mixed mechanically were transferred into the metallic mould, spread and levelled in the box. The compression plate was placed on the screw press (mould) to cover the wet homogenous composite mixtures. The screw press was turned until the press has exacted firm pressure (as the pressure exerted could not be experimentally determined, a uniform screw position was maintained for the fibreboard) on the levelled mixtures and it was allowed to stay for 5 min for compaction and water drainage. To ensure consistency, same screw position was maintained for all the experiments. The

screwed press was released after 5 min and the compressed fibreboard was removed and carefully dislodged from the mould. The fibreboard was allowed to set by air-drying at an ambient temperature of 32 °C for 8 h (9 am—5 pm daytime sunshine) and 24 °C (ambient room temperature) for 16 h, respectively, over a period of 5 days.

Physical tests

Visual inspections of the FBs were initially performed and the surface smoothness was checked. To determine the FB densities, the physical dimensions and mass of the test samples were taken and the density was calculated. To determine the thickness swelling, the FB formed was submerged in distilled water for 24 h at an ambient temperature of 24 °C. The percentage increase in thickness for each test samples was after that determined using Eq. 1.

$$\text{Thickness swelling (\%)} = \left[\frac{T_w - T_i}{T_i} \right] \times 100, \quad (1)$$

where T_i and T_w were fibreboard thickness when dry and wet, respectively.

Similarly, the percentage of water absorbed was determined using the Eq. 2:

$$\text{Water absorptivity(\%)} = \left(\frac{W_w - W_i}{W_i} \right) \times 100, \quad (2)$$

where initial weight W_i was the measured weight of the dried sample and W_w was the wet weight after submerging in water for 24 h. Another factor considered when evaluating the fibreboard suitability is its ability to hold nails, especially when they are subjected to load under gravity. A nail-head pull through the test is commonly used to assess this property. The FB produced was subjected to tensile stress and compressive strength tests. Test samples were prepared by cutting the samples into 30-by-60 mm for the tensile stress test, however, for compression test, samples were cut in a square dimension of 100 by 100 mm having ±0.5 mm tolerance. Two test samples were prepared for each FB and the average values were recorded. The mechanical testing machine (Universal Instron, Buckinghamshire, UK) was automated and the corresponding value of forces and stresses at peak and break point of the samples was recorded.

Results and discussion

Composite pre-treatment, process development, and equipment design

The properties of the cement-bonded FB produced depend largely on the linked operational steps that make up the

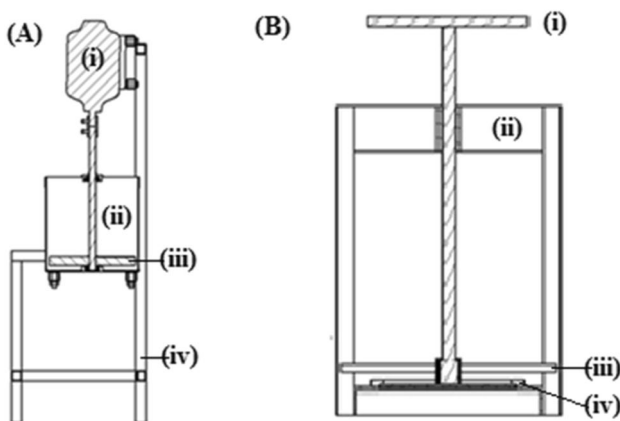


Fig. 2 Engineering design and fabrication of prototype **a** electrically operated mixer and **b** mechanically driven screw press used for the production of the fibreboard. For A, (i) 1 hp electrical work, (ii) mixing volume, (iii) Rushton-type impeller and (vi) mixer frame B, (i) screw hand, (ii) rigid frame body, (iii) lower lock system and (iv) compaction plate

manufacturing process. Figure 1 shows the schematic of linked process steps starting with the composites, binders, and other additives required for the FB production. Of particular interest is the processing of the wet stalks of the WaHy and WP. It is important to note that the composites pre-treatment steps resulted in fibres with the right properties. Depending on the source of the composite, WP and WaHy can be classified as wood and non-wood fibres, respectively. The WP is often obtained from a wood source by pulping [3] process but the pulps could also be available from non-wood sources [28]. Micronisation of the WP to produce microfibrils increases the available surface area for cellulosic fibre interaction. It also increases lignin matrix potential for binding on reaction with water [29], thus enhancing the mechanical properties of the composites in addition to the binder and additive activity. The micronisation steps, involving wetting and drying cycle hornify the fibres thus improving dimensional stability and reducing water retention capacity [30, 31]. FBs with a higher proportion of WP result in increased density, reduced voids, and low water absorptivity. In recent times, cellulosic fibres have been processed for self-binding property that disallows the use of binders either as nanofibres [32, 33] or microfibrillated lignocellulosic pulp [34].

While the final particle size distribution (PSD) of WP microfibre is in the range $20 \leq x \leq 450 \mu\text{m}$, the final WaHy pre-treated fibres were up to 2 cm long and less than 1 cm in diameter. The increased PSD for the WaHy was intended to provide a solid reaction surface for the binder and additives in addition to the microfibrils as co-composite. Strips of composites have been known to improve the FB flexural and tensile stress to bending forces [35]. Combination of the WP microfibre and WaHy fibre strips is expected to enhance some unique properties such as improved surface appearances, better nail-withdrawal strength, and acceptable density as a medium-density FB. The mixing proportions for the FB produced are described in Tables 1 and 2.

The designed prototype laboratory-scale mixer shown in Fig. 2a achieved homogenous composites mixture. As this was a low-cost design intended for investigative purposes, mixing rate achieved was a fixed maximum at the highest rotating power of the 1 hp electrical motor used (i.e., 1800 rpm). While the mixing hydrodynamics could not be studied here, a Rushton-type impeller was used to generate maximum mixing impact. While air occlusion during mixing could not be quantified due to less automation on the mixer (Fig. 2a), it is expected that this will not affect the compaction pressure, as the fibres from waste materials are micronized thus providing a larger surface area for binding with fewer voids. Further investigations would be suggested to optimise the mixing dynamics as the composite homogeneity may significantly impact on the uniformity of properties across the FB. The composite was gently stroked

for initial compaction and the mould was transferred to the screw press.

The manually operated screw press shown in Fig. 2b compressed the composites as the threaded rod is turned under pressure (schematics as shown in Fig. 1). The use of a lower lock to ensure compaction pressure consistency was adopted, as the means of direct quantification, was not included in the prototype design. A further measure taken was to ensure the same amount of materials was measured for all the sample tests in mass basis. As a qualitative measure, the lower lock position enables adequate compaction and liquid drainage. The liquid released by the composites as the voids collapsed under compressive force was drained through the tiny holes on the base of the mould. Additional 5 min setting and consolidation under the compressive force results in complete drainage of the liquid present in the cake and allows board firmness. The additional time allows the composites microfibrils (with the large surface area) to initiate the formation of linkages with the binder (i.e., the calcium silicate based cement) and additives before drying started. The hydraulic properties of the cement to set in the presence of water meant systematic drying of the wet fibreboard. Contrary to curing method used for concrete and aggregates mix, first 8 h of drying at 32 °C, then followed by mild drying at ambient temperature (~24 °C) for 16 h over 21 days. The overall approach resulted in non-cracked well-formed FB plates for the mixture tested. While the actual images of plates captured are not included, the quantitative assessments are presented.

However, considerations for the development of a low-cost and energy-efficient industrial-scale FB production process using sustainable waste materials are now underway. In contrast to the conventional production processes [1], the linked techniques described here could be scaled and more rigorous automation is incorporated. The automation will allow more detailed quantitative assessments of each operation units and evaluate overall impact on FB formed using only water as a binding catalyst and thus making the entire process eco-friendly.

Re-useable wastes as composites for fibreboard production

The use of multi-composite fibre materials for FB production has been reported [4, 15, 36, 37], and this study investigated the combination of woody and non-woody renewable and sustainable waste fibre sources to produce bi-composite FB. As shown in Table 1, a simple approach of mixing equal amount of binder and additives was adopted for a start. The evaluated effects of individual and combined composites mix on the physical and mechanical properties of the FB are as shown in Fig. 3. A non-significant decrease was observed for the FB density (from 0.499 to 0.470 g cm⁻³)

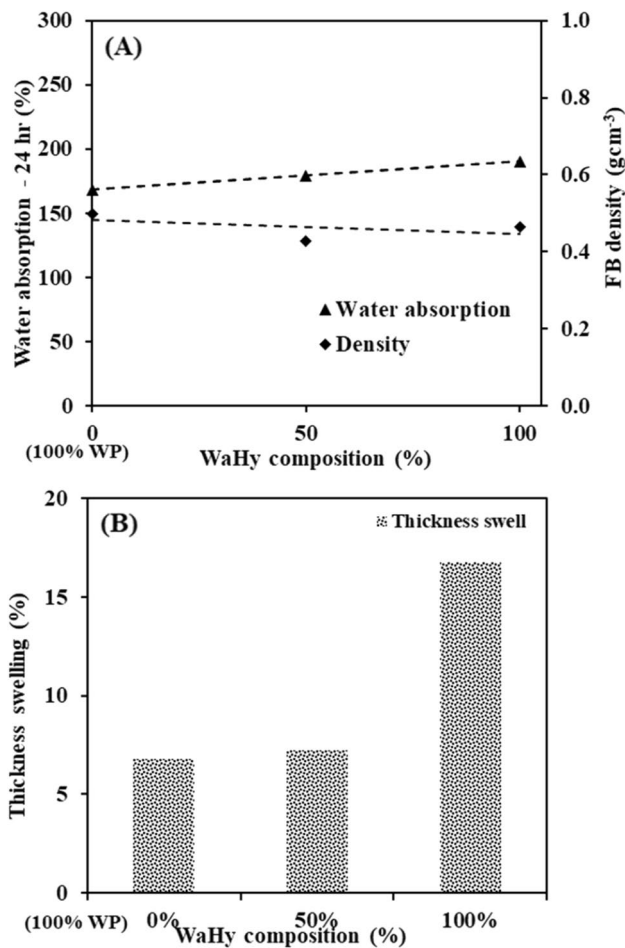


Fig. 3 Effect of mixed proportion of WaHy and WP on the physical properties such as: **a** percentage water absorption after 24 h and density and **b** percentage thickness swell of the fibreboard produced. The horizontal axis represents the WaHy percentage in the WaHy–WP mixtures e.g., 0% WaHy has 100% WP added. Binder and additives added in equal ratio. Each data points represent three averaged results of tested material

as the percentage composition of WaHy increases. Hypothetically, a higher FB density was expected for the 100% WP FB due to the large surface area-to-volume ratio of the micronised fibres compared to WaHy. Notwithstanding, the comparable FB densities suggest good mixing and adequate compaction pressure applied during the production.

The density values reflected an average density expected for WP–FB composite as previously reported (Fig. 3a). A study carried out by [15] reported FB densities in the range of 0.50–0.57 g cm⁻³ for different types of WP composites treated with varying levels of resin. A similar density value was obtained for a bi-composite FB produced by [21]. A decrease in wood-crete density from 0.713 to 0.473 g cm⁻³ was obtained as percentage WP by weight of sawdust increases from 10 to 75% in the composites, respectively. These show that the WP-based FB has potentials of

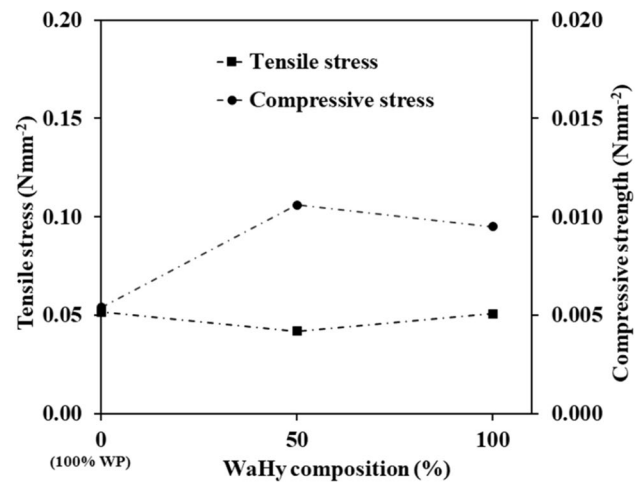


Fig. 4 Effect of mixed proportion of WaHy and WP on the mechanical properties such as tensile stress and compressive strength of the fibreboard produced. The horizontal axis represents the WaHy percentage in the WaHy–WP mixtures e.g., 0% WaHy has 100% WP added

increased strengths and abilities to withstand sudden impacts due to increased density.

For absorption test, after 24 h of submerging in water, the percentage water absorbed increased slightly with an increase in the percentage of WaHy present in the bi-composite FB. The consideration for the bio-physicochemical properties of the WaHy will favour water absorption, which subsequently affects the binder and additives efficiency over a long exposure to water. Also, worth noting is the possibility of the calcium silicate-based PdCe and ash to form hydrates. As the fibres absorb and retain water molecules, the hydrate formation continues over time thus weakening the binding forces, which also increases the void rate at which voids are formed. The overall impact on the thickness swelling as shown in Fig. 3b resulted in the significant rise for 100% WaHy composite when compared to 100% WP and the equally mixed WP and WaHy. This remarkable observation means more investigative studies need to be undertaken on the suitability of WaHy as a sole composite for fibreboard production and understand the interaction between the composites fibres and the effect of additives.

Tensile stress and compressive strength of the FBs were also measured as shown in Fig. 4. No significant change in tensile stress was observed as the percentage of WaHy increased. The observation indicates that FB transition from elastic to plastic deformation under tensile force is independent of the fibre compositions or type but rather dependent on the binder used. Compressive strength, on the other hand, was significantly low for 100% WP but increases with increasing percentage of WaHy. The equally mixed composites were not significantly different from 100% WaHy. However, it indicates a threshold where compressive strength

does not change with increasing addition of WaHy. Since the WP has a larger surface area to interact with the binder (PdCe), it is expected that the FB formed will be less ductile under compressive force as compared to 100% WaHy. The doubled compressive required to achieve deformation under compressive force is worth noting.

Binder and additives' effect on FB physical properties

Understanding the effect of the binder (PdCe) and additives (GyPl and WdAh) is very crucial and the mixing ratio is as shown in Table 2. The result shown in Fig. 5a for FB density indicates improved FB density as the ratio of PdCe to additives increases. FB density increased significantly up to 66.67% PdCe in the composite and then declined slightly when no additive was added to the binder. The density is within comparable ranges for all samples. In general, the use of WdAh and GyPl behaved similarly on the density of FB formed when added to PdCe. This again suggests PdCe as critical to achieving high-density FB because the denser the fibreboard, the better the mechanical properties. Comparison of Fig. 5a with Fig. 4a shows that the micronised WP and PdCe influence FB density more.

A general trend was also observed for the water absorption test as shown in Fig. 5b. The water absorption for WdAh is higher compared to GyPl and reduces from 246 to 172% as the percentage proportion of PdCe increases to 100%. Notable is the rate of decline for WdAh, showing WdAh as a weak additive for fibreboard production as it compromises its resilience to prolonged exposure to water or other liquid if used for construction purposes, except when laminated. The thickness swell shows similar trends as observed for the water absorption (Fig. 5c). Thickness swelling for PdCe supplemented with WdAh decreased with increase in percentage of PdCe, meanwhile, at increased GyPl, thickness swelling is not significantly different but higher when compared with increased PdCe. Comparing the three properties tested (Fig. 5a–c), 100:50 binder-to-additives mix ratio produced FB with the best properties. Also, as the density increased, water absorption reduced, and it correlated with reduced thickness swell. A similar trend was also reported by [8]. Comparison of Fig. 5c with Fig. 3b suggests the use of 100% WaHy with WdAh as the sole binder should be avoided.

Binder and additives' effect on FB mechanical properties

Tensile and compressive tests were carried out to study the effect of binder and additives mix on the properties of the FB produced. The WP and WaHy were added in equal proportion, and the amount was kept constant for all samples. For the bi-composite mixture, tensile stress increased as the

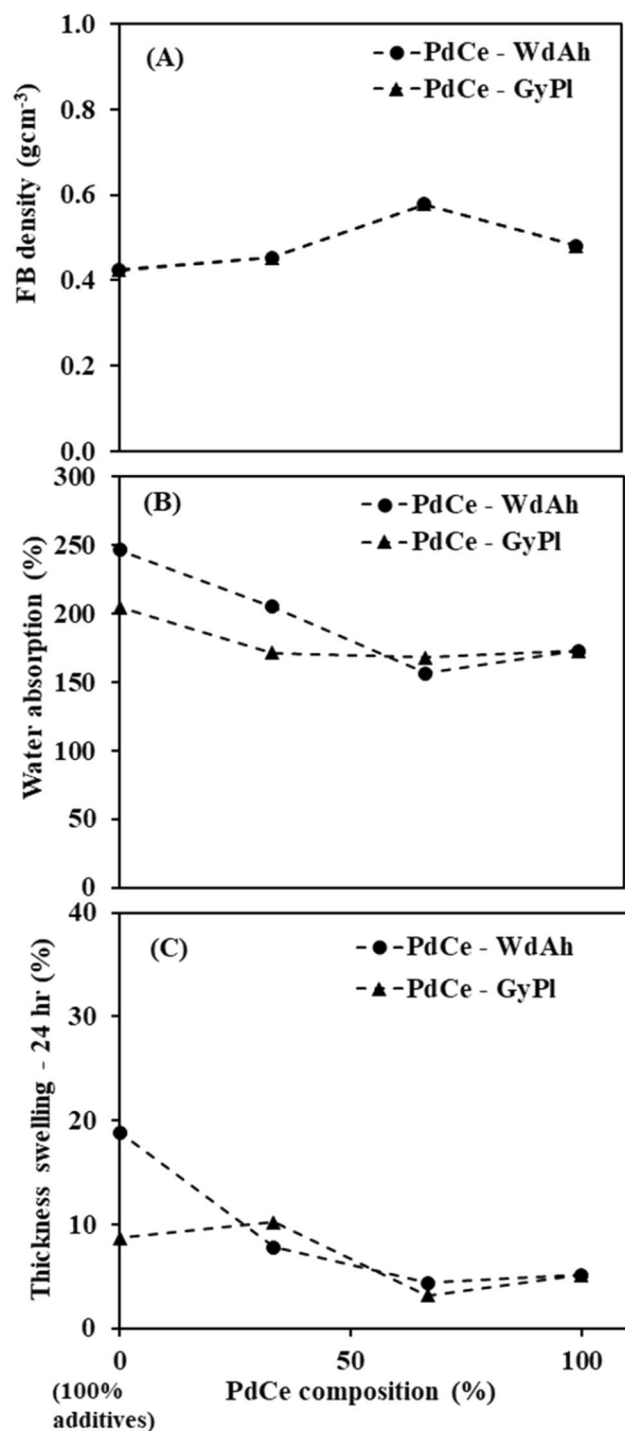


Fig. 5 Effect of mixed proportion of PdCe as a binder and WdAh/GyPl as additives on the physical properties of a fibreboard produced from equal amount of WaHy and WP. **a** FB density, **b** percentage of water absorption and **c** percentage of thickness swell. Experimental design as described in Table 2, Study 1 and 2

amount of PdCe used as binder rose. The rate of increase differed for WdAh- and GyPl-supplemented FB. Up to 66.67% PdCe concentration (100 g of PdCe), tensile strength

remained relatively comparable for WdAh-supplemented FB, but a significant rise was observed for 100% PdCe. The GyPl-supplemented FB increased by more than twofold beyond 33.33% PdCe but did not change significantly up to 100% PdCe concentration. As shown in Fig. 6a, the binder plays a very crucial role in the quality of FB produced. On the contrary, a significant high compressive strength was observed for 100% WdAh-supplemented FB. It implies that the use of WdAh increases the FB ductility largely. For the FB, achieving a good balance between the FB ductility and brittleness is very important. Increasing the amount of PdCe significantly reduced the compressive strength. A GyPl-supplemented FB had low compressive strength. However, a slight increase was observed as PdCe concentration increased up to 100% (Fig. 6b). Cement-bonded materials are known for their propensity to be brittle, notwithstanding

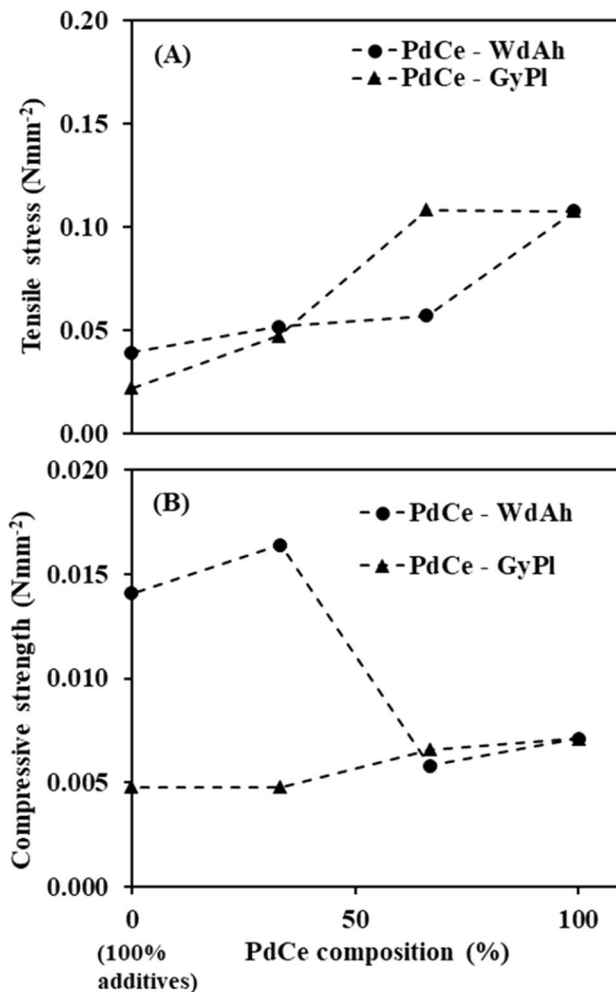


Fig. 6 Effect of mixed proportion of PdCe as a binder and WdAh/GyPl as additives on the mechanical properties of a FB produced from equal amount of WaHy and WP. **a** Tensile stress, and **b** compressive strength. Experimental design as described in Table 2, Study 1 and 2

and the composites fibres present in the FB enhance the ductile properties under compressive forces. Achieving the right composite mix is essential to meet the ASTM standards based on selected investigated properties.

Implication of non-cementitious additives on physical and mechanical properties

The effects of non-cementitious additives were investigated on the properties of the FB produced. As shown in Fig. 7, only three conditions of composites mixtures were tested for the WdAh and GyPl. Irrespective of the mixing conditions, additives had no significant effect on the FB density. Densities were low ($<0.5 \text{ g cm}^{-3}$) and comparable with that observed for previous conditions. The thickness swell for GyPl as a sole additive was half the WdAh and mixed GyPl–WdAh. The reduced thickness swell may be due to harder core formed with less porosity. Again, the chemical composition of GyPl, which produced fire-retardant properties, contributed to the surface chemistry of the FB produced. Notwithstanding, water absorptivity for GyPl was reduced by almost 3% compared to WdAh and bi-composites FB. The overall assessment of using non-cementitious materials as key binders resulted in FB with lowered desirable physical properties. The mechanical properties of the FB produced showed a decline in the compressive strength as the WdAh percentage composition decreased. Using only GyPl also resulted in 50% reduction of the compressive strength. However, the tensile strength of the FB though

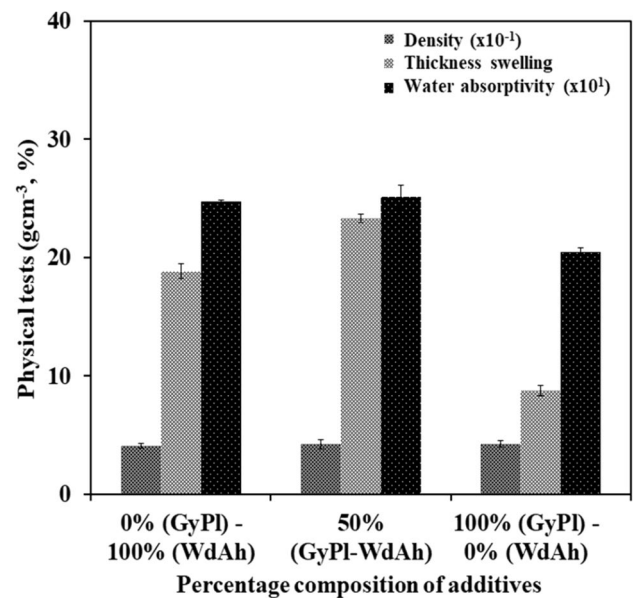


Fig. 7 Effect of mixed proportion of additives—WdAh and GyPl without a binder on the physical properties of a fibreboard produced from equal amount of WaHy and WP. Experimental design as described in Table 2, Study 3

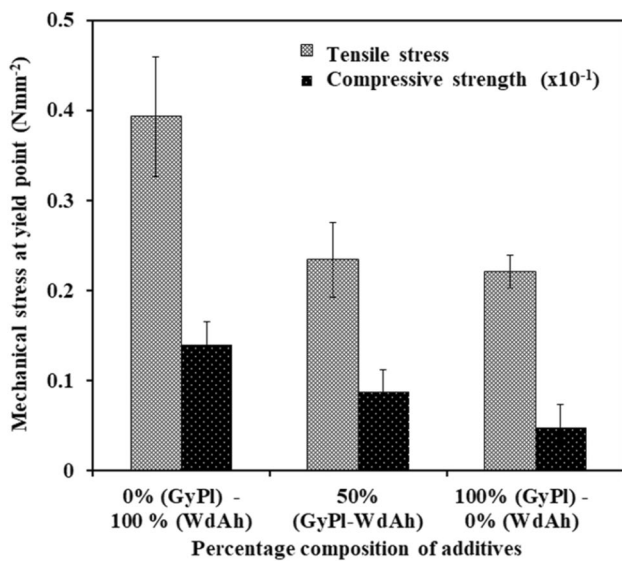


Fig. 8 Effect of mixed proportion of only additives—WdAh and GyPl on the mechanical properties of a FB produced from equal amount of WaHy and WP. Experimental design as described in Table 2, Study 3

higher for 100% WdAh, showed no significant difference for both combined composites and 100% GyPl (Fig. 8). The higher tensile and compressive strength implied greater strength to withstand impacts when used for construction purposes.

Physical observation and comparison with standards

The entire FB produced gave good physical appearances with slight variance in colour. The WP had a whitish colour while the ones with higher WaHy have more pronounced brownish colour. FBs with properties within the acceptable ASTM D-1037 and ANSI A208.2 ranges are presented in Table 3. Cement-bonded FBs with 50 g of either WdAh or GyPl have the highest density with significantly low percentage thickness swelling. It implied that as a low medium-density FB, the FB was less susceptible to swelling and expansion if in contact with water for the first few hours. With closely packed core, insulation properties may be compromised. Another factor to be considered when evaluating the suitability of a panel product for building construction is its ability to hold nails, especially when they are subjected to a load. A nail-head pull through the test is commonly used to assess this property. In this test, a 2-inch (5 cm) nail was hammered into sample board, and the board was observed under the impact force. FB which withstood the impact force without breaking was considered to be passed. From the physical and mechanical tests carried out, samples were tested against the standard recommended benchmarks and

Table 3 Comparison of fibreboard mechanical and physical properties with the standard acceptable ASTM and ANSI ranges recommended for use within the construction industry

Material compositions (g)		Fibreboard mechanical and physical properties									
WaHy (g)	WP (g)	Water (L)	PdCe (g)	WdAh (g)	GyPl (g)	Board density (g cm ⁻³)	Thickness swelling (%)	Compressive strength at peak (Nm m ⁻²)	Tensile stress at break (Nm m ⁻²)	Water absorption (%)	Nail withdrawal test
50	150	2	50	50	50	0.51	8.45	0.007	0.108	147.10	Passed
0	200	2	50	50	50	0.50	6.80	0.012	0.049	168.50	Passed
100	100	2	100	0	50	0.59	3.13	0.013	0.057	168.00	Passed
100	100	2	75	0	75	0.54	1.50	0.012	0.036	162.80	Passed
100	100	2	125	25	0	0.53	8.57	0.017	0.052	158.10	Passed
100	100	2	100	50	0	0.58	4.35	0.015	0.071	156.40	Passed
100	100	2	75	75	0	0.50	14.29	0.014	0.039	180.00	Passed
ASTM D-1037 acceptable methods						Y	Y	-	-	Y	Y
ANSI A208.2 acceptable standard range						0.5–1.0	10	-	-	na	670–1555 (N)

Y/yes

comparison shown in Table 3. In summary, with an equal proportion of WP and WaHy, using PdCe and WdAh mixed in the ratio 2:1 would result in FB that meets the standard requirement.

Conclusions

The result of this study showed that the production of bi-composite FB using WP and WaHy as the primary lignocellulosic fibres achieved good quality standards comparable to those available in the market. A cementitious-bonded FB with WdAh as the additive achieved improved quality compared to GyPI being used as an additive. Again, micronisation and hornification of the WP before use were believed to have improved the FB formation; this was, however, not tested with non-micronised WP in this study. Use of WdAh and GyPI as the sole binders resulted in FB with a reduced quality, hence discouraged. Also, a simple, low-cost prototype designed mixing and compacting processes was acceptable for this early study, but more studies regarding improvements and optimisation are proposed with better quality control measures in place for the mixing homogeneity and compaction pressure. Cement-bonded, bi-composite FBs can be produced using WP and WaHy with WdAh as an additive to improve the fire-retardant properties. Production of the eco-friendly FBs on a large scale would minimise the municipal solid waste load and ensure effective cost management of WaHy on the water bodies while it was being used for biosorption of toxic compound from the environment.

Acknowledgements This research did not receive any specific grant from funding agencies in the public, commercial, or not-for-profit sectors.

Open Access This article is distributed under the terms of the Creative Commons Attribution 4.0 International License (<http://creativecommons.org/licenses/by/4.0/>), which permits unrestricted use, distribution, and reproduction in any medium, provided you give appropriate credit to the original author(s) and the source, provide a link to the Creative Commons license, and indicate if changes were made.

References

- Ormondroyd GA, Stefanowski B (2015) Fibreboards and their applications. *Wood Compos* 2015:91–102. <https://doi.org/10.1016/B978-1-78242-454-3.00005-6>
- Karade SR (2010) Cement-bonded composites from lignocellulosic wastes. *Constr Build Mater* 24:1323–1330. <https://doi.org/10.1016/j.conbuildmat.2010.02.003>
- Ardanuy M, Claramunt J, Dias R, Filho T (2015) Cellulosic fiber reinforced cement-based composites : a review of recent research. *Constr Build Mater* 79:115–128. <https://doi.org/10.1016/j.conbuildmat.2015.01.035>
- Ye XP, Julson J, Kuo M et al (2007) Properties of medium density fiberboards made from renewable biomass. *Bioresour Technol* 98:1077–1084. <https://doi.org/10.1016/j.biortech.2006.04.022>
- Ali I, Jayaraman K, Bhattacharyya D (2014) Effects of resin and moisture content on the properties of medium density fibreboards made from kenaf bast fibres. *Ind Crops Prod* 52:191–198. <https://doi.org/10.1016/j.indcrop.2013.10.013>
- Ciannamea EM, Stefani PM, Ruseckaite RA (2010) Medium-density particleboards from modified rice husks and soybean protein concentrate-based adhesives. *Bioresour Technol* 101:818–825. <https://doi.org/10.1016/j.biortech.2009.08.084>
- Bolenz S, Omran H, Gierschner K (1990) Treatments of water hyacinth tissue to obtain useful products. *Biol Wastes* 33:263–274. [https://doi.org/10.1016/0269-7483\(90\)90130-K](https://doi.org/10.1016/0269-7483(90)90130-K)
- Aggarwal LK, Agrawal SP, Thapliyal PC, Karade SR (2008) Cement-bonded composite boards with arhar stalks. *Cem Concr Compos* 30:44–51. <https://doi.org/10.1016/j.cemconcomp.2007.07.004>
- Ashori A, Tabarsa T, Sepahvand S (2012) Cement-bonded composite boards made from poplar strands. *Constr Build Mater* 26:131–134. <https://doi.org/10.1016/j.conbuildmat.2011.06.001>
- Li X, Cai Z, Winandy JE et al (2010) Selected properties of particleboard panels manufactured from rice straws of different geometries. *Bioresour Technol* 101:4662–4666. <https://doi.org/10.1016/j.biortech.2010.01.053>
- Neithalath N, Weiss J, Olek J (2004) Acoustic performance and damping behavior of cellulose-cement composites. *Cem Concr Compos* 26:359–370. [https://doi.org/10.1016/S0958-9465\(03\)00020-9](https://doi.org/10.1016/S0958-9465(03)00020-9)
- Singh M, Garg M (1994) Gypsum-based fibre-reinforced composites: an alternative to timber. *Constr Build Mater* 8:155–160. [https://doi.org/10.1016/S0950-0618\(09\)90028-9](https://doi.org/10.1016/S0950-0618(09)90028-9)
- Nemli A (2006) Influences of some factors on the formaldehyde content of particleboard. *Build Environ* 41:770–774. <https://doi.org/10.1016/j.buildenv.2005.03.016>
- Karina M, Onggo H, Syampurwadi A (2007) Physical and mechanical properties of natural fibers filled polypropylene composites and its recycle. *J Biol Sci* 7:393–396
- Okino EYA, De Souza MR, Santana MAE et al (2004) Cement-bonded wood particleboard with a mixture of eucalypt and rubberwood. *Cem Concr Compos* 26:729–734. [https://doi.org/10.1016/S0958-9465\(03\)00061-1](https://doi.org/10.1016/S0958-9465(03)00061-1)
- Gopal B (1987) Water hyacinth control and possible uses. *Aquat plant Stud* 1:1–10
- Gunnarsson CC, Petersen CM (2007) Water hyacinths as a resource in agriculture and energy production: a literature review. *Waste Manag* 27:117–129. <https://doi.org/10.1016/j.wasman.2005.12.011>
- Malik A (2007) Environmental challenge vis a vis opportunity: the case of water hyacinth. *Environ Int* 33:122–138. <https://doi.org/10.1016/j.envint.2006.08.004>
- Ndimele PE, Kumolu-Johnson CA, Anetekhai MA (2011) The invasive aquatic macrophyte, water hyacinth {*Eichhornia crassipes*(Mart.) Solm-Laubach: Pontedericeae}: problem and prospects. *Res J Environ Sci* 5:509–520. <https://doi.org/10.3923/rjes.2011.509.520>
- Aigbomian EP, Fan M (2013) Development of Wood-Crete building materials from sawdust and waste paper. *Constr Build Mater* 40:361–366. <https://doi.org/10.1016/j.conbuildmat.2012.11.018>
- Valente M, Tirillò J, Quitadamo A (2015) Industrial paper recycling process : suitable micronization for additive polymer application. *City Saf Energy J* 2:145–152
- Walter A, Silberberger S, Juárez MF-D et al (2016) Biomethane potential of industrial paper wastes and investigation of the

- methanogenic communities involved. *Biotechnol Biofuels* 9:21. <https://doi.org/10.1186/s13068-016-0435-z>
23. Argun H, Dao S (2016) Hydrogen gas production from waste peach pulp by dark fermentation and electrohydrolysis. *Int J Hydrogen Energy* 41:11568–11576. <https://doi.org/10.1016/j.ijhydene.2015.11.170>
 24. Huang J, Dai H, Yan R, Wang P (2016) Butyric acid production from recycled waste paper by immobilized *Clostridium tyrobutyricum* in a fibrous-bed bioreactor. *J Chem Technol Biotechnol* 91:1048–1054. <https://doi.org/10.1002/jctb.4680>
 25. Guan W, Shi S, Tu M, Lee YY (2016) Acetone-butanol-ethanol production from Kraft paper mill sludge by simultaneous saccharification and fermentation. *Bioresour Technol* 200:713–721. <https://doi.org/10.1016/j.biortech.2015.10.102>
 26. Argun H, Onaran G (2016) Glucose and 5-hydroxymethylfurfural production from cellulosic waste by sequential alkaline and acid hydrolysis. *Renew Energy* 96:442–449. <https://doi.org/10.1016/j.renene.2016.04.082>
 27. Ojo EO, Edomwonyi-Otu LC, Solomon BO (2017) Novel technique for micronisation of waste paper and implication for bioethanol production. *Niger J Eng* 24:73–80
 28. Savastano H, Warden PG, Coutts RSP (2000) Brazilian waste fibres as reinforcement for cement-based composites. *Cem Concr Compos* 22:379–384. [https://doi.org/10.1016/S0958-9465\(00\)00034-2](https://doi.org/10.1016/S0958-9465(00)00034-2)
 29. Du Y, Yan N, Kortschot MT (2014) The use of ramie fibers as reinforcements in composites. *Biofiber Reinf Compos Mater* 2015:104–137. <https://doi.org/10.1533/9781782421276.1.104>
 30. Claramunt J, Ardanuy M, García-Hortal JA, Filho RDT (2011) The hornification of vegetable fibers to improve the durability of cement mortar composites. *Cem Concr Compos* 33:586–595. <https://doi.org/10.1016/j.cemconcomp.2011.03.003>
 31. Claramunt J, Ardanuy M, García-Hortal JA (2010) Effect of drying and rewetting cycles on the structure and physicochemical characteristics of softwood fibres for reinforcement of cementitious composites. *Carbohydr Polym* 79:200–205. <https://doi.org/10.1016/j.carbpol.2009.07.057>
 32. Quintana G, Velásquez J, Betancourt S, Gañán P (2009) Binderless fiberboard from steam exploded banana bunch. *Ind Crops Prod* 29:60–66. <https://doi.org/10.1016/j.indcrop.2008.04.007>
 33. Ferrando F, Salvado J (2003) Effects of kraft lignin addition in the production of binderless fiberboard from steam exploded *Miscanthus sinensis*. *Ind Crops Prod* 18:17–23. [https://doi.org/10.1016/S0926-6690\(03\)00016-5](https://doi.org/10.1016/S0926-6690(03)00016-5)
 34. Arévalo R, Peijs T (2016) Composites: part A Binderless all-cellulose fibreboard from microfibrillated lignocellulosic natural fibres. *Compos Part A* 83:38–46. <https://doi.org/10.1016/j.compositesa.2015.11.027>
 35. Khorami M, Ganjian E (2013) The effect of limestone powder, silica fume and fibre content on flexural behaviour of cement composite reinforced by waste Kraft pulp. *Constr Build Mater* 46:142–149. <https://doi.org/10.1016/j.conbuildmat.2013.03.099>
 36. Wang D, Sun XS (2002) Low density particleboard from wheat straw and corn pith. *Ind Crops Prod* 15:43–50
 37. Mo X, Hu J, Sun XS, Ratto JA (2001) Compression and tensile strength of low-density straw-protein particleboard. *Ind Crops Prod* 14:1–9. [https://doi.org/10.1016/S0926-6690\(00\)00083-2](https://doi.org/10.1016/S0926-6690(00)00083-2)

Publisher's Note Springer Nature remains neutral with regard to jurisdictional claims in published maps and institutional affiliations.