



PUBLISHED FOR SISSA BY SPRINGER

RECEIVED: November 7, 2018

REVISED: February 28, 2019

ACCEPTED: March 11, 2019

PUBLISHED: April 2, 2019

Search for excited leptons in $ll\gamma$ final states in proton-proton collisions at $\sqrt{s} = 13$ TeV



The CMS collaboration

E-mail: cms-publication-committee-chair@cern.ch

ABSTRACT: A search is presented for excited electrons and muons in $ll\gamma$ final states at the LHC. The search is based on a data sample corresponding to an integrated luminosity of 35.9 fb^{-1} of proton-proton collisions at a center-of-mass energy of 13 TeV, collected with the CMS detector in 2016. This is the first search for excited leptons at $\sqrt{s} = 13$ TeV. The observation is consistent with the standard model background prediction, and the most stringent exclusion limits to date are set on the excited lepton mass and the compositeness scale, at 95% confidence level. Excited electrons and muons are excluded for masses below 3.9 and 3.8 TeV, respectively, under the assumption that the excited lepton mass equals the compositeness scale. The best observed limit on the compositeness scale is obtained with an excited lepton mass of around 1.0 TeV, excluding values below 25 TeV for both excited electrons and muons.

KEYWORDS: Beyond Standard Model, Hadron-Hadron scattering (experiments)

ARXIV EPRINT: [1811.03052](https://arxiv.org/abs/1811.03052)

Contents

1	Introduction	1
2	The CMS detector	2
3	Data and simulated samples	3
4	Event reconstruction and selection	4
5	Background modeling	5
6	Signal modeling	6
7	Systematic uncertainties	9
8	Results	10
9	Summary	13
	The CMS collaboration	18

1 Introduction

The standard model (SM) provides a very precise description of various phenomena in particle physics observed over the last half century. Notwithstanding its huge success, it does not explain the origin of the mass hierarchy and the number of generations of quarks and leptons. As an attempt to answer such fundamental questions, compositeness of quarks and leptons is introduced in many models [1–10]. These compositeness models suggest that quarks and leptons are themselves made of fundamental constituents that are bound by a new strong interaction with a characteristic energy scale Λ (called the compositeness scale).

An important prediction of compositeness models is the existence of excited states of quarks and leptons. In proton-proton (pp) collisions, excited fermions could be produced via contact interactions (CI) and decay either through SM gauge interactions or via CI to SM fermions.

This paper presents a search for excited leptons ($\ell^* = e^*, \mu^*$) in $\ell\ell\gamma$ ($\ell = e, \mu$) final states where the excited lepton decays to a SM lepton and a photon ($\ell^* \rightarrow \ell\gamma$) as illustrated in figure 1. A clear signature of a same-flavor (SF) lepton pair and a photon allows highly efficient signal selection. However, there is an ambiguity in reconstructing the excited lepton mass because of the two possible pairings of a lepton and the photon. For this search, information of both invariant masses is used to discriminate the excited lepton signal from SM background processes.

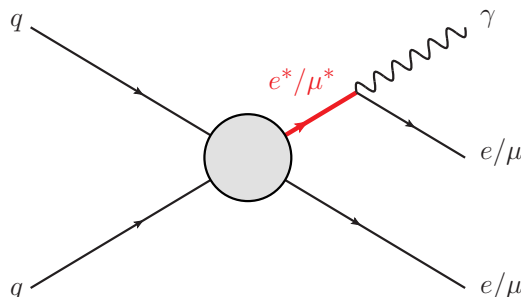


Figure 1. The Feynman diagram of the production of excited leptons in $\ell\ell\gamma$ final states.

We consider a benchmark model based on the formalism described in ref. [8]. The effective Lagrangian of four-fermion CI, the main production mechanisms of excited leptons at the LHC, is given by

$$\mathcal{L}_{\text{CI}} = \frac{g_*^2}{2\Lambda^2} j^\mu j_\mu, \tag{1.1}$$

where g_* is the coupling constant, which is set to be equal to $\sqrt{4\pi}$ in the model, and j_μ represents the fermion currents for SM fermions and their excited states, neglecting right-handed currents. In addition, excited lepton decays via SM gauge interactions are described by the corresponding Lagrangian

$$\mathcal{L}_{\text{gauge}} = \frac{1}{2\Lambda} \bar{\ell}_R^* \sigma^{\mu\nu} \left(g f \frac{\tau}{2} W_{\mu\nu} + g' f' \frac{Y}{2} B_{\mu\nu} \right) \ell_L + \text{h.c.}, \tag{1.2}$$

where ℓ and ℓ^* denote the lepton and excited lepton fields, and $W_{\mu\nu}$ and $B_{\mu\nu}$ are the SU(2) and U(1) gauge fields. The quantities $g = e/\sin\theta_W$ and $g' = e/\cos\theta_W$ represent the corresponding electroweak gauge couplings with the Weinberg mixing angle θ_W , and τ and Y are the generators of the SU(2) and U(1) groups. The symbols f and f' describe the couplings between SM leptons and excited leptons via gauge interactions and are chosen to be equal to 1 in the model.

Searches for excited leptons have been previously performed by the CMS collaboration [11, 12], but no evidence for their existence was found, excluding $m_{\ell^*} < 2.5$ TeV for the case $\Lambda = m_{\ell^*}$. Searches at the LEP [13–16], HERA [17], and Tevatron [18–21] colliders, and by the ATLAS collaboration at $\sqrt{s} = 7$ TeV [22] and 8 TeV [23, 24] also found no evidence for the existence of excited leptons, setting lower mass limits of 2.2 and 2.8 TeV for excited electrons and muons, respectively, for the case $\Lambda = m_{\ell^*}$.

2 The CMS detector

The central feature of the CMS apparatus is a superconducting solenoid of 6 m internal diameter, providing a magnetic field of 3.8 T. Within the solenoid volume are a silicon pixel and strip tracker, a lead tungstate crystal electromagnetic calorimeter (ECAL), and a brass and scintillator hadron calorimeter (HCAL), each composed of a barrel and two endcap sections. Forward calorimeters extend the pseudorapidity (η) coverage provided by

the barrel and endcap detectors. Muons are detected in gas-ionization chambers embedded in the steel flux-return yoke outside the solenoid.

Events of interest are selected using a two-tiered trigger system [25]. The first level, composed of custom hardware processors, uses information from the calorimeters and muon detectors to select events at a rate of less than 100 kHz within a time interval of less than $4\ \mu\text{s}$. The second level, known as the high-level trigger, consists of a farm of processors running a version of the full event reconstruction software optimized for fast processing, and reduces the event rate to around 1 kHz before data storage.

A more detailed description of the CMS detector, together with a definition of the coordinate system used and the relevant kinematic variables, can be found in ref. [26].

3 Data and simulated samples

The data used for this analysis correspond to an integrated luminosity of $35.9\ \text{fb}^{-1}$, recorded by the CMS detector in pp collisions at a center-of-mass energy of 13 TeV in 2016. Highly efficient triggers with 98–99% efficiency are used for this analysis, for events that satisfy the offline selection criteria. Events for the $ee\gamma$ channel are selected using double-electron triggers that impose a transverse energy threshold of 33 GeV and online identification criteria for both electron candidates. For the $\mu\mu\gamma$ channel, events are selected using single-muon triggers with muon isolation criteria and a threshold of 24 GeV on the transverse momentum p_T of the muon.

To model the detector acceptance and event selection efficiency of signal events, simulated signal samples are generated with PYTHIA 8.205 [27] for excited lepton masses ranging from 0.25 to 5 TeV at intervals of 0.25 TeV up to 4 TeV and at intervals of 0.5 TeV between 4 and 5 TeV. The CUETP8M1 [28] underlying-event tune is used for all simulated samples. The signal samples are generated at the compositeness scale $\Lambda = 10\ \text{TeV}$, but are also used for different compositeness scale interpretations since this parameter has a negligible impact on the kinematic distributions of final-state particles. The simulated signals are generated at leading order (LO) in perturbative quantum chromodynamics (QCD), and a mass-dependent K factor for next-to-leading-order (NLO) corrections is applied [29].

Major SM background processes such as $DY+\gamma$ and $t\bar{t}+\gamma$ are generated at NLO using the MADGRAPH5_aMC@NLO 2.3.3 generator [30], while WW, WZ, and ZZ backgrounds are generated at LO with PYTHIA. The cross section for WW production is calculated at next-to-next-to-leading order [31] and the cross sections for WZ and ZZ production are computed at NLO [32].

The NNPDF3.0 [33] parton distribution function (PDF) set is used for all generated samples. The generated events are processed through the full GEANT4 [34] simulation of the CMS detector. The effect of multiple pp interactions within the same bunch crossing or adjacent bunch crossings (pileup) is emulated by superimposing minimum bias events on the simulated events. The simulated events are weighted to match the pileup distribution observed in the data.

4 Event reconstruction and selection

The event selection uses a particle-flow algorithm [35] for optimal efficiency, kinematic resolution and purity in physics object reconstruction and identification. The particle-flow algorithm aims to reconstruct and identify individual particles in an event using an optimized combination of information from the various elements of the CMS detector. The energy of photons is directly obtained from the ECAL measurement. The energy of electrons is determined from a combination of the electron momentum at the primary interaction vertex as determined by the tracker, the energy of the corresponding ECAL cluster, and the energy sum of all bremsstrahlung photons spatially compatible with originating from the electron track. The momentum of muons is obtained from the curvature of the corresponding track. The energy of charged hadrons is determined from a combination of their momentum measured in the tracker and the matching ECAL and HCAL energy deposits, corrected for zero-suppression effects and for the response function of the calorimeters to hadronic showers. Finally, the energy of neutral hadrons is obtained from the corresponding corrected ECAL and HCAL energies.

Events must have at least one primary vertex with at least four associated tracks, with the transverse (longitudinal) position within 2 (24) cm from the nominal collision point. The reconstructed vertex with the largest value of summed physics-object p_T^2 is taken to be the primary pp interaction vertex. Here the physics objects are the jets, clustered using a jet finding algorithm [36, 37] with the tracks assigned to the vertex as inputs, and the associated missing transverse momentum (p_T^{miss}), taken as the negative vector sum of the p_T of those jets.

Electron candidates are reconstructed by matching clusters of ECAL energy deposits with tracks in the inner tracker. The momentum resolution ranges from 1.7 to 4.5% for electrons from Z boson decays, depending on the electron η and the bremsstrahlung energy emitted [38]. The electron candidates are required to have $p_T > 35$ GeV and to be within the region $|\eta| < 2.5$. The barrel-endcap transition region $1.44 < |\eta| < 1.56$ is excluded. The electron candidates have to pass a set of identification requirements on the spatial distribution of energy deposits in the ECAL, on the ratio of the associated HCAL and ECAL energy deposits, on the isolation in the calorimeters, on the quality of the matching between the ECAL clusters and the associated track in the inner tracker, and on the agreement between the energy reconstructed in the ECAL and the momentum of the associated track.

Muon candidates are reconstructed as tracks in the muon detector that are matched to the tracks found in the inner tracker. The momentum resolution for muons with p_T up to 100 GeV is 1% in the barrel and 3% in the endcaps. The resolution in the barrel is better than 10% for muons with p_T up to 1 TeV [39]. The muon candidates must have $p_T > 35$ GeV and be within $|\eta| < 2.4$. The muon candidates are required to pass identification criteria optimized for muons having large p_T [39] and to be isolated in the tracking systems.

Photon reconstruction starts from energy deposits in the ECAL, and photon candidates that have associated tracks are rejected. The photon energy resolution ranges from 1 to 5%, depending on photon η and showers in the ECAL [40]. The photon candidates are required

to have $p_T > 35$ GeV and $|\eta| < 2.5$, with those in the transition region $1.44 < |\eta| < 1.56$ being excluded from the analysis. A multivariate analysis (MVA) technique is used for photon identification, with shower shape variables and photon isolation sums in the ECAL and HCAL as inputs [40, 41].

Events are required to have two SF leptons and a photon. The two SF leptons are not required to be of opposite-sign charge because this would result in a signal efficiency loss of a few % at high lepton p_T , especially for the $ee\gamma$ channel [42], whereas the background arising from events with same-sign dileptons is minimal. The selected leptons must be separated from the photon by $\Delta R = \sqrt{(\Delta\eta)^2 + (\Delta\phi)^2} > 0.7$, where ϕ is the azimuthal angle measured in radians. In addition, the invariant mass of the two SF leptons $m_{\ell\ell}$ is required to be larger than 116 GeV in order to suppress the dominant background contribution from Z boson production (Z boson veto criteria).

5 Background modeling

The major backgrounds in this search originate from SM processes with final states consisting of two prompt SF leptons and a prompt photon or a jet misidentified as a photon. The expected fraction of background events that have a jet misidentified as a lepton is less than 1% for both channels [43], therefore this background source is not considered in the analysis. Backgrounds associated with a prompt photon are estimated using simulation, while the yield of those associated with a jet is derived from the data.

The dominant background arises from Drell-Yan process accompanied by a prompt photon (DY+ γ), which has a signature similar to the signal. Within the detector acceptance, Z boson production dominates the process, and its contribution is efficiently suppressed by applying the Z boson veto criteria described in section 4. The fraction of DY+ γ events after the event selection is approximately 70% of the background. Another prompt photon background comes from top quark pair production in association with a photon ($t\bar{t}+\gamma$). These events form approximately 10% of the background. In addition, triboson processes such as WW γ , WZ γ , and ZZ γ (VV γ) also give rise to 5% of the background.

The other major background contribution consists of events with two prompt leptons and a photon that originates from a jet, hereafter referred to as the jet background. The estimation of this background is derived from data in a control region composed of events with two leptons and a photon passing all the kinematic requirements and lepton identification criteria defined in the event selection but failing the photon identification. The events in the control region, scaled by a weight factor derived from the misidentification rate of photon candidates from jets, provide the jet background prediction in the signal region.

The misidentification rate is measured using data in a sideband ($50 < m_{\ell\ell} < 116$ GeV) of the dilepton mass distribution in the signal region ($m_{\ell\ell} > 116$ GeV). The photon identification is not required for events in the sideband, thereby the data in the sideband are enriched with Z boson events associated with a photon originating from a jet. To remove prompt photon contamination in the data, the distribution of the MVA variable used for the photon identification is employed, fitting the MVA variable distribution of

the data events with template distributions for prompt photons and photons originating from jets. The MVA distribution of simulated prompt photon background events in the sideband is used as the template distribution for prompt photons. The template for photons originating from jets is obtained from a data sample enriched with W+jets events, where the W boson decays leptonically and a jet supplies a photon candidate. Events in the sample are required to have a muon of $p_T > 35$ GeV, $p_T^{\text{miss}} > 35$ GeV, transverse mass $\sqrt{2p_T^{\text{miss}}p_T^\mu[1 - \cos \Delta\phi(\vec{p}_T^{\text{miss}}, \vec{p}_T^\mu)]}$ between 50 and 110 GeV, and a photon candidate. The misidentification rate is evaluated in several photon p_T bins separately for the barrel and endcaps of ECAL. The measured misidentification rate ranges from 2 (3)% at $p_T = 35$ GeV to 0.2 (0.4)% at $p_T = 1$ TeV in the barrel (endcaps). In the signal region, the estimated fraction of events arising from background with a jet misidentified as a photon is in the range 5–15%, depending on the photon p_T .

The kinematic distributions of the parent jets of the misidentified photons in the control region and those of the signal region are not identical in the same photon p_T range, owing to isolation requirements in the MVA identification. Consequently, the p_T distributions of leptons, which are correlated with the recoil of the jet in the same event, are different in the signal region and the control region. Therefore, an appropriate correction must be applied to the estimate of the lepton p_T distribution obtained by scaling the control region by a weight factor based on the misidentification rate. Using the p_T of the dilepton pair as a proxy of the jet recoil, the dilepton p_T distribution of the jet background estimate is reweighted to match the correct shape of the dilepton p_T distribution of the jet background events in the signal region. The shape is directly taken from data in the signal region, removing prompt photon contamination using simulated events. The reweighting is done for separate photon p_T bins used for the misidentification rate measurement, in order to retain the yield and the photon p_T spectrum obtained from the previous step. To validate the estimation procedures, closure tests are performed by applying the same method to derive background on simulated events, and the observed discrepancies are taken as estimates of the associated systematic uncertainties. After the correction, the lepton kinematic distributions from the total background prediction including the corrected jet background obtained from control samples in data are in good agreement with the distributions in data.

6 Signal modeling

The production of an excited lepton involves two SM leptons in the final state, one from the excited lepton decay and another from CI, and therefore there are two possible pairings of a lepton with the photon. The corresponding two invariant masses are referred to as $m_{\ell\gamma}^{\text{min}}$ and $m_{\ell\gamma}^{\text{max}}$. The $m_{\ell\gamma}^{\text{min}}$ and $m_{\ell\gamma}^{\text{max}}$ distributions of observed events along with the background prediction in the signal region are shown in figure 2.

A search window is set in the two-dimensional distribution of $m_{\ell\gamma}^{\text{max}}$ versus $m_{\ell\gamma}^{\text{min}}$. For ℓ^* events, either $m_{\ell\gamma}^{\text{min}}$ or $m_{\ell\gamma}^{\text{max}}$ corresponds to the reconstructed invariant mass of ℓ^* . Therefore, the mass resonance of the signal is concentrated in the shape of a reflected “L” as shown in figure 3. On the other hand, background events have no such correlation in $m_{\ell\gamma}^{\text{min}}$

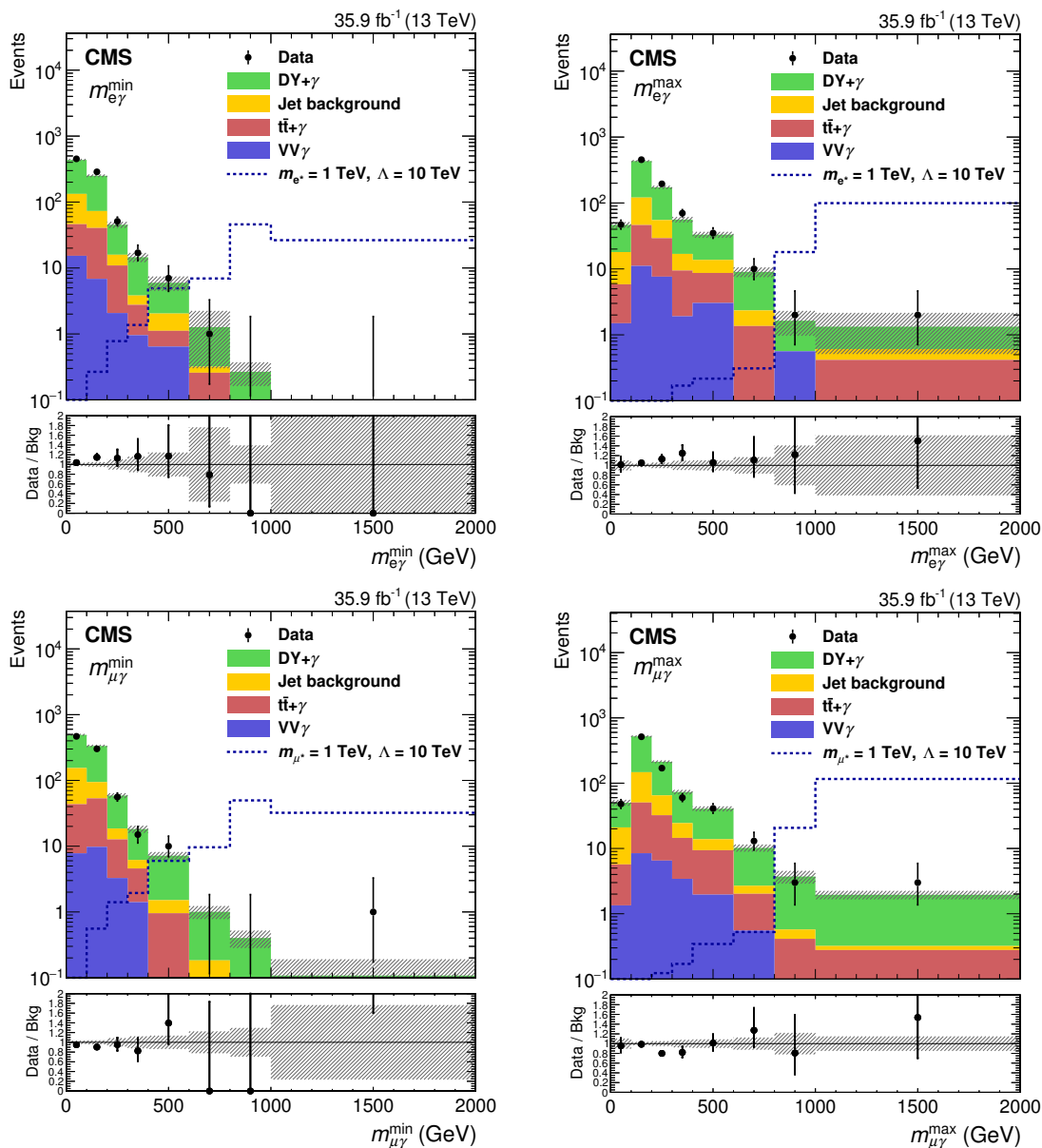


Figure 2. The distributions of $m_{\ell\gamma}^{\min}$ (left column) and $m_{\ell\gamma}^{\max}$ (right column) in the $ee\gamma$ channel (upper row) and the $\mu\mu\gamma$ channel (lower row). The points with error bars denote the data and the stacked histograms show the predictions for each of the backgrounds. The uncertainty bands of the SM prediction includes only statistical uncertainties. Signal events for $m_{\ell^*} = 1$ TeV at $\Lambda = 10$ TeV are also shown as dotted lines. The last bin of each distribution includes overflow events.

and $m_{\ell\gamma}^{\max}$ in the low mass region below 1 TeV. The distribution of the dominant $DY+\gamma$ background is shown in figure 4. This clear distinction between signal and background events in the distribution of $m_{\ell\gamma}^{\max}$ versus $m_{\ell\gamma}^{\min}$ is used to define L-shaped search windows enhancing the discrimination between signal and background.

For low signal masses, $m_{\ell^*} \leq 1$ TeV, setting an L-shaped search window significantly improves a discrimination against the background with only a small loss in the signal

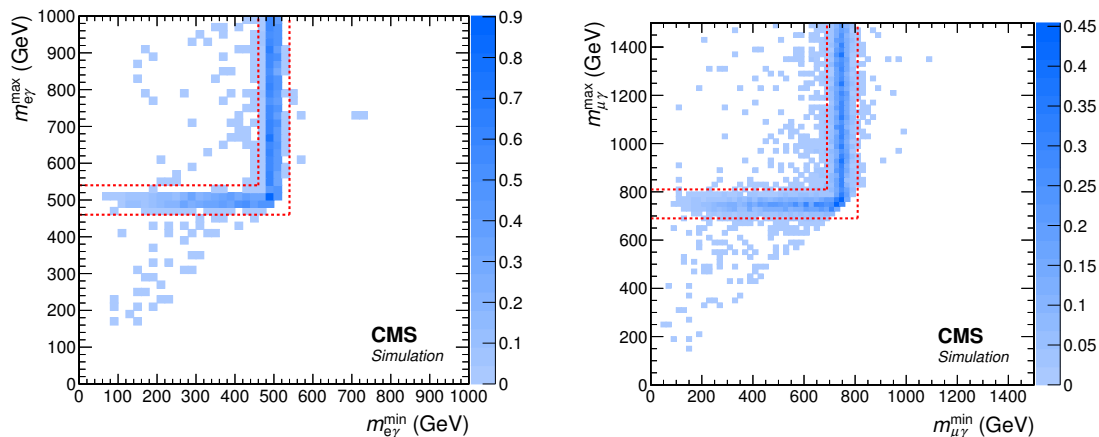


Figure 3. The two-dimensional distributions of $m_{\ell\gamma}^{\max}$ versus $m_{\ell\gamma}^{\min}$ of excited electrons with a mass of 500 GeV (left) and of excited muons with a mass of 750 GeV (right), after the event selection, normalized to the expected signal cross section at $\Lambda = 10$ TeV. The red dashed lines denote the boundary of the L-shaped search window.

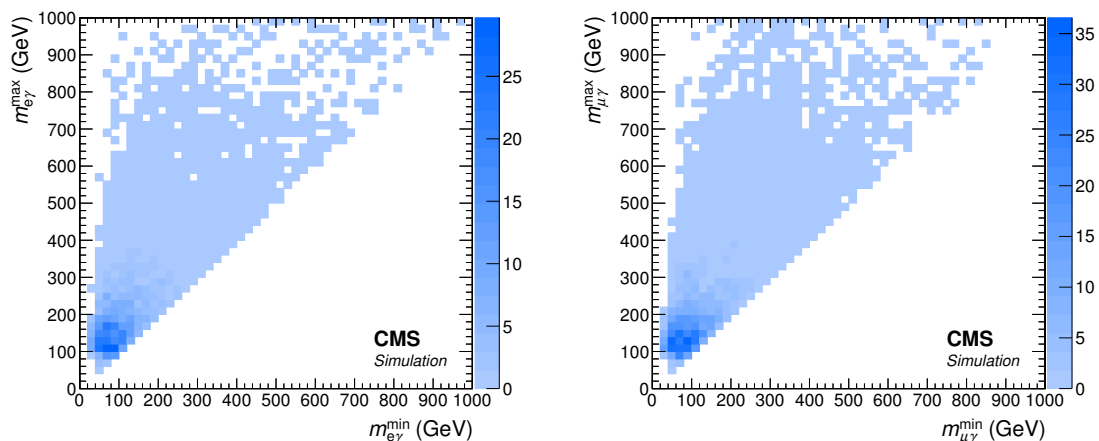


Figure 4. The two-dimensional distributions of $m_{\ell\gamma}^{\max}$ versus $m_{\ell\gamma}^{\min}$ of $DY+\gamma$ background events in the $ee\gamma$ (left) and $\mu\mu\gamma$ (right) channels, after the event selection, normalized to the cross section for $DY+\gamma$ production.

acceptance. Therefore, the search window for $m_{\ell^*} \leq 1$ TeV is set to be a narrow L-shape centered at m_{ℓ^*} , consisting of lower and upper thresholds of $m_{\ell\gamma}^{\min}$ and $m_{\ell\gamma}^{\max}$ as shown in figure 3. The thresholds are optimized for the best expected exclusion limit, which also provides the optimal discovery potential. The impact of the energy scale and resolution uncertainties on the signal acceptance is taken into account for the optimization. The optimized thresholds have values that are within $\pm 8\%$ of the simulated mass for e^* , and within ranges that vary from $\pm 4.5\%$ to $\pm 8\%$ of the simulated mass for μ^* .

The search windows defined for $m_{\ell^*} > 1$ TeV, where the background contribution is expected to be negligible, only impose the lower $m_{\ell\gamma}^{\max}$ threshold of 1 TeV, thereby maximizing the signal acceptance.

The product of signal acceptance and efficiency ($A\epsilon_{\text{sig}}$) has been measured from the simulated signal samples, and ranges from 30 to 49% and from 33 to 59% for excited

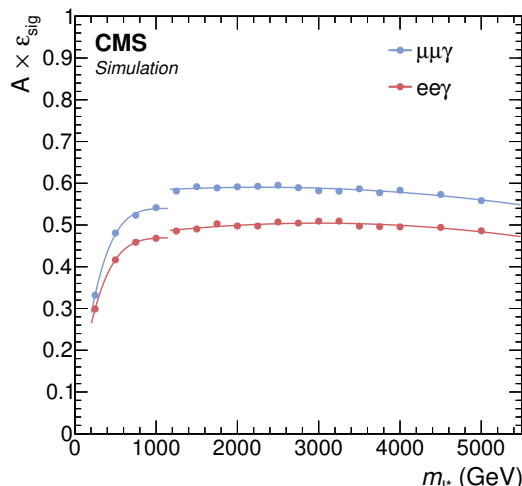


Figure 5. The product of signal acceptance and efficiency as a function of the generated resonance mass for the $ee\gamma$ (lower) and $\mu\mu\gamma$ (upper) channels. Each marker denotes the value measured from the simulated signal sample at a given mass point, and the lines represent polynomial fits to the measured values.

electrons and muons, respectively. The relatively low values of $A \epsilon_{\text{sig}}$ at low masses mainly result from lepton and photon p_T thresholds. To determine $A \epsilon_{\text{sig}}$ for mass points other than those of the simulated samples, a polynomial fit to the dependence on m_{ℓ^*} is used for interpolation, as shown in figure 5.

7 Systematic uncertainties

The systematic uncertainties in the signal and the background yields are summarized in table 1. The statistical uncertainties in the data and the simulated samples used for the background estimation are dominant. These uncertainties are expected to be reduced in future by producing simulated samples enriched with high p_T photons. The statistical uncertainties in the simulated signal samples used to measure $A \epsilon_{\text{sig}}$ are negligible and therefore not considered in the analysis. The values of the systematic uncertainties for the jet background estimate coming from control samples in data are also large compared to other systematic uncertainties, but their impact on the sensitivity of the search is small since the jet background makes up only 5–15% of the total background.

The integrated luminosity has been measured with a precision of 2.5% [44]. The effect of pileup modeling on the selection efficiency is measured to be less than a percent over all mass points, and a 1% uncertainty is assigned for it. Systematic uncertainties in the signal selection efficiency include uncertainties arising from the trigger selection, lepton identification [39] and photon identification [40, 41]. Various sources of potential biases in the selection efficiency measurements are considered to determine such uncertainties. Uncertainties in the e/γ energy scale and resolution, and muon momentum scale and resolution translate into uncertainties in the signal acceptance. The effect on the signal acceptance is evaluated by shifting and smearing the p_T of each object by ± 1 standard

Source	ee γ channel (%)			$\mu\mu\gamma$ channel (%)		
	Signal	Prompt γ bkg	Jet bkg	Signal	Prompt γ bkg	Jet bkg
Integrated luminosity	2.5	2.5	—	2.5	2.5	—
Pileup	1	1	—	1	1	—
Trigger	1	1	—	2	2	—
Lepton efficiency	2.5	2.5	—	2	2	—
Photon efficiency	1.5	1.5	—	1.5	1.5	—
e/ γ energy scale & resolution	2	2	—	2.5	2.5	—
μ momentum scale & resolution	—	—	—	2	2	—
PDF & scales	2	10	—	2	10	—
Jet bkg estimate	—	—	54–90	—	—	54–90
Sample size	—	8–44	5–47	—	10–25	6–58

Table 1. Summary of the systematic uncertainties (in %) in the signal yield, the prompt photon background prediction, and the jet background prediction.

deviation. Although the fraction of energy affected by the e/ γ energy scale and resolution uncertainties is larger for ee γ events than for $\mu\mu\gamma$ events, because the mass window is narrower and the mass resolution is worse, the impact on the acceptance is measured to be stronger in the latter case.

Systematic uncertainties in the signal acceptance and background cross sections due to the PDF choice have been estimated by following the PDF4LHC prescription [45]. Renormalization and factorization scale uncertainties are evaluated by varying the scales up and down by a factor of 2, both simultaneously and independently. The maximum change observed among the corresponding variations in the signal and the background yields is taken as an estimate of the associated systematic uncertainty. Uncertainties of 2 and 10% are assigned for the PDF and scale uncertainties in the signal acceptance and the background yields, respectively.

For the jet background estimate, the following uncertainties are taken into account: statistical uncertainties in the jet-to-photon misidentification rate measurement (8–72%), systematic uncertainties in the template distributions used for the misidentification rate measurement (20%), and systematic uncertainties based on the discrepancies observed in the closure tests for the jet background determination procedure performed on simulated samples (50%). The total systematic uncertainty in the jet background prediction is evaluated by summing these uncertainties in quadrature and amounts to 54%, increasing to 90% for masses above 1 TeV.

8 Results

Within the uncertainties, the data are found to be consistent with the background prediction as summarized in tables 2 and 3. We set 95% confidence level (CL) upper limits on the production cross sections of excited electrons and excited muons, and corresponding lower limits on the compositeness scale Λ , as a function of the excited lepton mass using

m_{ℓ^*} (GeV)	Window (GeV)	N_{data}	N_{prompt}	N_{jet}	$A \epsilon_{\text{sig}}$
250	230–270	84	$74.4 \pm 6.8 \pm 8.0$	$12.5 \pm 0.7 \pm 6.9$	0.30
275	253–297	80	$50.9 \pm 6.0 \pm 5.4$	$10.0 \pm 0.6 \pm 5.5$	0.32
300	276–324	68	$44.7 \pm 5.5 \pm 4.8$	$7.6 \pm 0.5 \pm 4.2$	0.33
330	304–356	51	$40.4 \pm 4.7 \pm 4.3$	$5.9 \pm 0.5 \pm 3.3$	0.35
360	331–389	39	$28.1 \pm 3.8 \pm 3.0$	$4.0 \pm 0.4 \pm 2.2$	0.36
400	368–432	27	$19.4 \pm 3.0 \pm 2.1$	$3.3 \pm 0.3 \pm 1.8$	0.38
450	414–486	17	$15.8 \pm 2.5 \pm 1.7$	$2.8 \pm 0.4 \pm 1.6$	0.40
500	460–540	16	$12.3 \pm 1.9 \pm 1.3$	$2.3 \pm 0.3 \pm 1.3$	0.42
550	506–594	15	$8.2 \pm 1.7 \pm 0.9$	$1.6 \pm 0.2 \pm 0.9$	0.43
600	552–648	10	$7.6 \pm 1.8 \pm 0.8$	$1.2 \pm 0.2 \pm 0.7$	0.44
650	598–702	6	$4.9 \pm 1.3 \pm 0.5$	$0.8 \pm 0.2 \pm 0.5$	0.45
700	644–756	9	$3.6 \pm 1.4 \pm 0.4$	$0.5 \pm 0.1 \pm 0.3$	0.45
750	690–810	5	$3.4 \pm 1.3 \pm 0.4$	$0.3 \pm 0.1 \pm 0.2$	0.46
800	736–864	1	$2.9 \pm 1.1 \pm 0.3$	$0.3 \pm 0.1 \pm 0.2$	0.46
900	828–972	1	$1.5 \pm 0.6 \pm 0.2$	$0.1 \pm 0.1 \pm 0.1$	0.47
1000	920–1080	1	$0.8 \pm 0.8 \pm 0.1$	$0.1 \pm 0.1 \pm 0.1$	0.47
> 1000	≥ 1058	1	$1.4 \pm 0.5 \pm 0.2$	$0.1 \pm 0.1 \pm 0.1$	0.49

Table 2. The observed yield and the SM prediction in the search window of the given m_{ℓ^*} in the $e\ell\gamma$ channel. The symbols N_{data} , N_{prompt} , and N_{jet} represent the number of events in data, the prompt photon background prediction, and the jet background estimate, respectively, together with statistical and systematical uncertainties.

a single-bin counting method [46]. The limits are computed with the modified frequentist CL_s method [47, 48], with a likelihood ratio used as a test statistic. The systematic uncertainties are treated as nuisance parameters with log-normal priors. The limits are set in the mass range between 0.25 and 5.0 TeV.

Figure 6 shows the 95% CL upper limits on the product of the signal cross section and branching fraction to $\ell\ell\gamma$ final states, $\sigma \mathcal{B}(\ell^* \rightarrow \ell\gamma)$ and lower limits on Λ , as a function of the resonance mass. The observed limits are denoted by the solid black lines and the expected limits for the background-only hypothesis are represented by the dashed black lines. The 68 and 95% CL ranges are shown with the green and yellow bands, respectively. The observed limits on the signal cross section range from 3.7 to 0.2 fb as a function of m_{ℓ^*} and are consistent with the expected limits. The fluctuations of the expected limits and the uncertainty bands, which appear for $m_{\ell^*} < 1$ TeV, are consequences of the statistical fluctuations from the limited number of simulated events passing the event selection. The dashed lines in the left plots in figure 6 represent the theoretical cross sections including the NLO QCD correction factors for $\Lambda = m_{\ell^*}$, 10, 15, and 25 TeV, in the sequence on the plot from bottom to top.

m_{μ^*} (GeV)	Window (GeV)	N_{data}	N_{prompt}	N_{jet}	$A \epsilon_{\text{sig}}$
250	238–262	41	$43.8 \pm 4.9 \pm 4.9$	$8.7 \pm 0.6 \pm 4.8$	0.33
275	261–289	38	$42.8 \pm 5.0 \pm 4.8$	$6.8 \pm 0.5 \pm 3.8$	0.35
300	284–316	47	$35.4 \pm 4.6 \pm 4.0$	$6.5 \pm 0.6 \pm 3.6$	0.37
330	312–348	23	$33.1 \pm 3.9 \pm 3.7$	$5.1 \pm 0.5 \pm 2.8$	0.39
360	340–380	24	$25.8 \pm 3.0 \pm 2.9$	$3.7 \pm 0.4 \pm 2.0$	0.41
400	376–424	26	$22.8 \pm 3.0 \pm 2.6$	$2.2 \pm 0.3 \pm 1.2$	0.44
450	422–478	17	$15.1 \pm 2.3 \pm 1.7$	$1.8 \pm 0.3 \pm 1.0$	0.46
500	467–533	14	$9.8 \pm 1.6 \pm 1.1$	$1.8 \pm 0.3 \pm 1.0$	0.48
550	512–588	11	$10.8 \pm 1.8 \pm 1.2$	$1.0 \pm 0.2 \pm 0.5$	0.49
600	556–644	8	$5.8 \pm 1.2 \pm 0.7$	$0.7 \pm 0.2 \pm 0.4$	0.51
650	600–700	10	$6.8 \pm 1.1 \pm 0.8$	$0.6 \pm 0.1 \pm 0.3$	0.52
700	644–756	5	$5.8 \pm 1.0 \pm 0.7$	$0.4 \pm 0.1 \pm 0.2$	0.52
750	690–810	6	$5.1 \pm 1.0 \pm 0.6$	$0.3 \pm 0.1 \pm 0.2$	0.53
800	736–864	3	$4.5 \pm 1.0 \pm 0.5$	$0.2 \pm 0.1 \pm 0.1$	0.53
900	828–972	2	$3.1 \pm 0.8 \pm 0.4$	$0.1 \pm 0.1 \pm 0.1$	0.54
1000	920–1080	0	$1.1 \pm 0.3 \pm 0.1$	$0.1 \pm 0.0 \pm 0.1$	0.54
> 1000	≥ 1058	3	$1.5 \pm 0.3 \pm 0.2$	$0.0 \pm 0.0 \pm 0.0$	0.59

Table 3. The observed yield and the SM prediction in the search window of the given m_{ℓ^*} in the $\mu\mu\gamma$ channel. The symbols N_{data} , N_{prompt} , and N_{jet} represent the number of events in data, the prompt photon background prediction, and the jet background estimate, respectively, together with statistical and systematical uncertainties.

Channel	Observed (expected) limit on m_{ℓ^*} for $m_{\ell^*} = \Lambda$, TeV	Observed (expected) limit on Λ for $m_{\ell^*} \approx 1$ TeV, TeV
$ee\gamma$	3.9 (3.8)	25 (23)
$\mu\mu\gamma$	3.8 (3.9)	25 (23)

Table 4. Summary of the observed (expected) lower limits on m_{ℓ^*} , assuming $\Lambda = m_{\ell^*}$, and the best observed (expected) lower limits on Λ in the mass range 0.5–1.0 TeV.

The lower limit on m_{ℓ^*} depends on Λ since both m_{ℓ^*} and Λ are free parameters in the reference model. The observation excludes $m_{\ell^*} < 3.9$ (3.8) TeV for excited electrons (muons) in the case where $\Lambda = m_{\ell^*}$. The exclusion on Λ ranges from 15 to 25 TeV in the mass range m_{ℓ^*} between 0.25 and 1.0 TeV, and decreases with increasing mass up to approximately 4 TeV for $m_{\ell^*} > 1.0$ TeV. The best observed limit on Λ is obtained in the mass range between 0.5 and 1.0 TeV, excluding Λ below 25 TeV for both excited electrons and muons. A summary of representative exclusion limits is given in table 4.

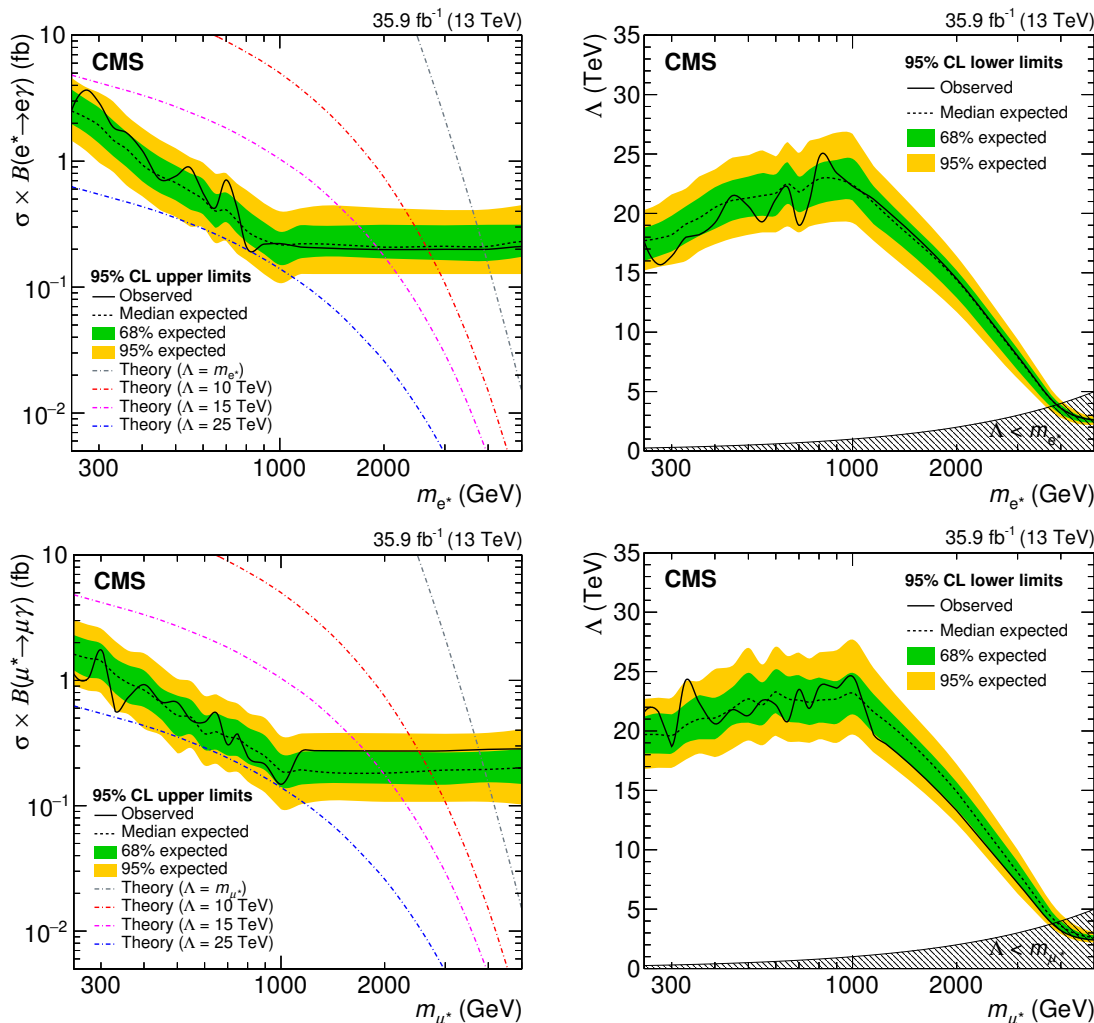


Figure 6. Observed (solid) and expected (dashed) 95% CL upper limits on the product of the production cross section and branching fraction (left column) and lower limits on the compositeness scale (right column) as a function of signal mass m_{ℓ^*} , together with the 68% (green, inner) and 95% (yellow, outer) quantiles of the expected limit, for e^* (upper row) and μ^* (lower row).

9 Summary

A search has been presented for excited electrons and muons in $\ell\ell\gamma$ final states at the LHC. The search is based on a data sample corresponding to an integrated luminosity of 35.9 fb^{-1} of proton-proton collisions at a center-of-mass energy of 13 TeV, collected with the CMS detector in 2016. No significant excess over the standard model prediction is observed in the data, and 95% confidence level upper and lower limits are set on the product of the signal production cross section and branching fraction to $\ell\ell\gamma$ final states and the compositeness scale, respectively, as a function of the excited lepton mass. The observed limits on the product of the signal cross section and the branching fraction range from 3.7 to 0.2 fb as a function of m_{ℓ^*} . Excited electrons and muons are excluded for masses below 3.9 and 3.8 TeV, respectively, under the assumption that the excited lepton

mass equals the compositeness scale. The best observed limit on the compositeness scale is obtained with an excited lepton mass of around 1.0 TeV, excluding a compositeness scale below 25 TeV for both excited electrons and muons. These are the first results of a search at $\sqrt{s} = 13$ TeV for excited leptons and also the most stringent limits on the excited lepton mass and the compositeness scale to date.

Acknowledgments

We congratulate our colleagues in the CERN accelerator departments for the excellent performance of the LHC and thank the technical and administrative staffs at CERN and at other CMS institutes for their contributions to the success of the CMS effort. In addition, we gratefully acknowledge the computing centers and personnel of the Worldwide LHC Computing Grid for delivering so effectively the computing infrastructure essential to our analyses. Finally, we acknowledge the enduring support for the construction and operation of the LHC and the CMS detector provided by the following funding agencies: BMBWF and FWF (Austria); FNRS and FWO (Belgium); CNPq, CAPES, FAPERJ, FAPERGS, and FAPESP (Brazil); MES (Bulgaria); CERN; CAS, MoST, and NSFC (China); COLCIENCIAS (Colombia); MSES and CSF (Croatia); RPF (Cyprus); SENESCYT (Ecuador); MoER, ERC IUT, and ERDF (Estonia); Academy of Finland, MEC, and HIP (Finland); CEA and CNRS/IN2P3 (France); BMBF, DFG, and HGF (Germany); GSRT (Greece); NKFI (Hungary); DAE and DST (India); IPM (Iran); SFI (Ireland); INFN (Italy); MSIP and NRF (Republic of Korea); MES (Latvia); LAS (Lithuania); MOE and UM (Malaysia); BUAP, CINVESTAV, CONACYT, LNS, SEP, and UASLP-FAI (Mexico); MOS (Montenegro); MBIE (New Zealand); PAEC (Pakistan); MSHE and NSC (Poland); FCT (Portugal); JINR (Dubna); MON, RosAtom, RAS, RFBR, and NRC KI (Russia); MESTD (Serbia); SEIDI, CPAN, PCTI, and FEDER (Spain); MOSTR (Sri Lanka); Swiss Funding Agencies (Switzerland); MST (Taipei); ThEPCenter, IPST, STAR, and NSTDA (Thailand); TUBITAK and TAEK (Turkey); NASU and SFFR (Ukraine); STFC (United Kingdom); DOE and NSF (U.S.A.).

Individuals have received support from the Marie-Curie program and the European Research Council and Horizon 2020 Grant, contract No. 675440 (European Union); the Leventis Foundation; the A.P. Sloan Foundation; the Alexander von Humboldt Foundation; the Belgian Federal Science Policy Office; the Fonds pour la Formation à la Recherche dans l'Industrie et dans l'Agriculture (FRIA-Belgium); the Agentschap voor Innovatie door Wetenschap en Technologie (IWT-Belgium); the F.R.S.-FNRS and FWO (Belgium) under the “Excellence of Science — EOS” — be.h project n. 30820817; the Ministry of Education, Youth and Sports (MEYS) of the Czech Republic; the Lendület (“Momentum”) Program and the János Bolyai Research Scholarship of the Hungarian Academy of Sciences, the New National Excellence Program ÚNKP, the NKFI research grants 123842, 123959, 124845, 124850 and 125105 (Hungary); the Council of Science and Industrial Research, India; the HOMING PLUS program of the Foundation for Polish Science, cofinanced from European Union, Regional Development Fund, the Mobility Plus program of the Ministry of Science and Higher Education, the National Science Center (Poland), contracts

Harmonia 2014/14/M/ST2/00428, Opus 2014/13/B/ST2/02543, 2014/15/B/ST2/03998, and 2015/19/B/ST2/02861, Sonata-bis 2012/07/E/ST2/01406; the National Priorities Research Program by Qatar National Research Fund; the Programa Estatal de Fomento de la Investigación Científica y Técnica de Excelencia María de Maeztu, grant MDM-2015-0509 and the Programa Severo Ochoa del Principado de Asturias; the Thalís and Aristeia programs cofinanced by EU-ESF and the Greek NSRF; the Rachadapisek Sompot Fund for Postdoctoral Fellowship, Chulalongkorn University and the Chulalongkorn Academic into Its 2nd Century Project Advancement Project (Thailand); the Welch Foundation, contract C-1845; and the Weston Havens Foundation (U.S.A.).

Open Access. This article is distributed under the terms of the Creative Commons Attribution License ([CC-BY 4.0](https://creativecommons.org/licenses/by/4.0/)), which permits any use, distribution and reproduction in any medium, provided the original author(s) and source are credited.

References

- [1] O.W. Greenberg and C.A. Nelson, *Composite Models of Leptons*, *Phys. Rev. D* **10** (1974) 2567 [[INSPIRE](#)].
- [2] J.C. Pati, A. Salam and J.A. Strathdee, *Are Quarks Composite?*, *Phys. Lett. B* **59** (1975) 265 [[INSPIRE](#)].
- [3] O.W. Greenberg and J. Sucher, *A Quantum Structure Dynamic Model of Quarks, Leptons, Weak Vector Bosons and Higgs Mesons*, *Phys. Lett. B* **99** (1981) 339 [[INSPIRE](#)].
- [4] H. Terazawa, M. Yasue, K. Akama and M. Hayashi, *Observable Effects of the Possible Substructure of Leptons and Quarks*, *Phys. Lett. B* **112** (1982) 387 [[INSPIRE](#)].
- [5] M. Abolins et al., *Testing the compositeness of quarks and leptons*, in proceedings of the 1982 DPF Summer Study on Elementary Particle Physics and Future Facilities (Snowmass 82), Snowmass, Colorado, U.S.A., 28 June–16 July 1982, *eConf C* **8206282** (1982) 274 [[INSPIRE](#)] and online pdf version at <http://inspirehep.net/record/185862/files/fermilab-conf-82-113-t.pdf>.
- [6] E. Eichten, K.D. Lane and M.E. Peskin, *New Tests for Quark and Lepton Substructure*, *Phys. Rev. Lett.* **50** (1983) 811 [[INSPIRE](#)].
- [7] H. Harari, *Composite Models for Quarks and Leptons*, *Phys. Rept.* **104** (1984) 159 [[INSPIRE](#)].
- [8] U. Baur, M. Spira and P.M. Zerwas, *Excited Quark and Lepton Production at Hadron Colliders*, *Phys. Rev. D* **42** (1990) 815 [[INSPIRE](#)].
- [9] S. Bhattacharya, S.S. Chauhan, B.C. Choudhary and D. Choudhury, *Search for excited quarks in $q\bar{q} \rightarrow \gamma\gamma$ at the LHC*, *Phys. Rev. D* **76** (2007) 115017 [[arXiv:0705.3472](#)] [[INSPIRE](#)].
- [10] S. Bhattacharya, S.S. Chauhan, B.C. Choudhary and D. Choudhury, *Quark Excitations Through the Prism of Direct Photon Plus Jet at the LHC*, *Phys. Rev. D* **80** (2009) 015014 [[arXiv:0901.3927](#)] [[INSPIRE](#)].
- [11] CMS collaboration, *Search for excited leptons in pp collisions at $\sqrt{s} = 7$ TeV*, *Phys. Lett. B* **720** (2013) 309 [[arXiv:1210.2422](#)] [[INSPIRE](#)].

- [12] CMS collaboration, *Search for Excited Leptons in Proton-Proton Collisions at $\sqrt{s} = 8$ TeV*, *JHEP* **03** (2016) 125 [[arXiv:1511.01407](#)] [[INSPIRE](#)].
- [13] ALEPH collaboration, *Search for excited leptons at 130–140 GeV*, *Phys. Lett. B* **385** (1996) 445 [[INSPIRE](#)].
- [14] DELPHI collaboration, *Search for composite and exotic fermions at LEP 2*, *Eur. Phys. J. C* **8** (1999) 41 [[hep-ex/9811005](#)] [[INSPIRE](#)].
- [15] OPAL collaboration, *Search for unstable heavy and excited leptons at LEP 2*, *Eur. Phys. J. C* **14** (2000) 73 [[hep-ex/0001056](#)] [[INSPIRE](#)].
- [16] L3 collaboration, *Search for excited leptons at LEP*, *Phys. Lett. B* **568** (2003) 23 [[hep-ex/0306016](#)] [[INSPIRE](#)].
- [17] H1 collaboration, *Search for Excited Electrons in ep Collisions at HERA*, *Phys. Lett. B* **666** (2008) 131 [[arXiv:0805.4530](#)] [[INSPIRE](#)].
- [18] CDF collaboration, *Search for excited and exotic electrons in the $e\gamma$ decay channel in $p\bar{p}$ collisions at $\sqrt{s} = 1.96$ TeV*, *Phys. Rev. Lett.* **94** (2005) 101802 [[hep-ex/0410013](#)] [[INSPIRE](#)].
- [19] CDF collaboration, *Search for excited and exotic muons in the $\mu\gamma$ decay channel in $p\bar{p}$ collisions at $\sqrt{s} = 1.96$ TeV*, *Phys. Rev. Lett.* **97** (2006) 191802 [[hep-ex/0606043](#)] [[INSPIRE](#)].
- [20] D0 collaboration, *Search for excited muons in $p\bar{p}$ collisions at $\sqrt{s} = 1.96$ TeV*, *Phys. Rev. D* **73** (2006) 111102 [[hep-ex/0604040](#)] [[INSPIRE](#)].
- [21] D0 collaboration, *Search for excited electrons in $p\bar{p}$ collisions at $\sqrt{s} = 1.96$ TeV*, *Phys. Rev. D* **77** (2008) 091102 [[arXiv:0801.0877](#)] [[INSPIRE](#)].
- [22] ATLAS collaboration, *Search for excited leptons in proton-proton collisions at $\sqrt{s} = 7$ TeV with the ATLAS detector*, *Phys. Rev. D* **85** (2012) 072003 [[arXiv:1201.3293](#)] [[INSPIRE](#)].
- [23] ATLAS collaboration, *Search for excited electrons and muons in $\sqrt{s} = 8$ TeV proton-proton collisions with the ATLAS detector*, *New J. Phys.* **15** (2013) 093011 [[arXiv:1308.1364](#)] [[INSPIRE](#)].
- [24] ATLAS collaboration, *A search for an excited muon decaying to a muon and two jets in pp collisions at $\sqrt{s} = 8$ TeV with the ATLAS detector*, *New J. Phys.* **18** (2016) 073021 [[arXiv:1601.05627](#)] [[INSPIRE](#)].
- [25] CMS collaboration, *The CMS trigger system, 2017 JINST* **12** P01020 [[arXiv:1609.02366](#)] [[INSPIRE](#)].
- [26] CMS collaboration, *The CMS Experiment at the CERN LHC, 2008 JINST* **3** S08004 [[INSPIRE](#)].
- [27] T. Sjöstrand et al., *An Introduction to PYTHIA 8.2*, *Comput. Phys. Commun.* **191** (2015) 159 [[arXiv:1410.3012](#)] [[INSPIRE](#)].
- [28] CMS collaboration, *Event generator tunes obtained from underlying event and multiparton scattering measurements*, *Eur. Phys. J. C* **76** (2016) 155 [[arXiv:1512.00815](#)] [[INSPIRE](#)].
- [29] S. Majhi, *QCD corrections to excited lepton (pair) production at the LHC*, *Phys. Rev. D* **88** (2013) 074028 [[arXiv:1210.8307](#)] [[INSPIRE](#)].
- [30] J. Alwall et al., *The automated computation of tree-level and next-to-leading order differential cross sections and their matching to parton shower simulations*, *JHEP* **07** (2014) 079 [[arXiv:1405.0301](#)] [[INSPIRE](#)].

- [31] T. Gehrmann et al., W^+W^- Production at Hadron Colliders in Next to Next to Leading Order QCD, *Phys. Rev. Lett.* **113** (2014) 212001 [[arXiv:1408.5243](#)] [[INSPIRE](#)].
- [32] J.M. Campbell and R.K. Ellis, MCFM for the Tevatron and the LHC, *Nucl. Phys. Proc. Suppl.* **205–206** (2010) 10 [[arXiv:1007.3492](#)] [[INSPIRE](#)].
- [33] NNPDF collaboration, Parton distributions for the LHC Run II, *JHEP* **04** (2015) 040 [[arXiv:1410.8849](#)] [[INSPIRE](#)].
- [34] GEANT4 collaboration, GEANT4: A Simulation toolkit, *Nucl. Instrum. Meth. A* **506** (2003) 250 [[INSPIRE](#)].
- [35] CMS collaboration, Particle-flow reconstruction and global event description with the CMS detector, 2017 *JINST* **12** P10003 [[arXiv:1706.04965](#)] [[INSPIRE](#)].
- [36] M. Cacciari, G.P. Salam and G. Soyez, The anti- k_t jet clustering algorithm, *JHEP* **04** (2008) 063 [[arXiv:0802.1189](#)] [[INSPIRE](#)].
- [37] M. Cacciari, G.P. Salam and G. Soyez, FastJet User Manual, *Eur. Phys. J. C* **72** (2012) 1896 [[arXiv:1111.6097](#)] [[INSPIRE](#)].
- [38] CMS collaboration, Performance of Electron Reconstruction and Selection with the CMS Detector in Proton-Proton Collisions at $\sqrt{s} = 8$ TeV, 2015 *JINST* **10** P06005 [[arXiv:1502.02701](#)] [[INSPIRE](#)].
- [39] CMS collaboration, Performance of the CMS muon detector and muon reconstruction with proton-proton collisions at $\sqrt{s} = 13$ TeV, 2018 *JINST* **13** P06015 [[arXiv:1804.04528](#)] [[INSPIRE](#)].
- [40] CMS collaboration, Performance of Photon Reconstruction and Identification with the CMS Detector in Proton-Proton Collisions at $\sqrt{s} = 8$ TeV, 2015 *JINST* **10** P08010 [[arXiv:1502.02702](#)] [[INSPIRE](#)].
- [41] CMS collaboration, Electron and photon performance in CMS with the full 2016 data sample, CMS-DP-2017-004 (2017).
- [42] CMS collaboration, Search for Resonances in the Dilepton Mass Distribution in pp Collisions at $\sqrt{s} = 7$ TeV, *JHEP* **05** (2011) 093 [[arXiv:1103.0981](#)] [[INSPIRE](#)].
- [43] CMS collaboration, Search for high-mass resonances in dilepton final states in proton-proton collisions at $\sqrt{s} = 13$ TeV, *JHEP* **06** (2018) 120 [[arXiv:1803.06292](#)] [[INSPIRE](#)].
- [44] CMS collaboration, CMS Luminosity Measurements for the 2016 Data Taking Period, CMS-PAS-LUM-17-001 (2017) [[INSPIRE](#)].
- [45] J. Butterworth et al., PDF4LHC recommendations for LHC Run II, *J. Phys. G* **43** (2016) 023001 [[arXiv:1510.03865](#)] [[INSPIRE](#)].
- [46] ATLAS, CMS collaborations and the LHC Higgs Combination Group, Procedure for the LHC Higgs boson search combination in Summer 2011, ATL-PHYS-PUB-2011-11 (2011) [[CMS-NOTE-2011-005](#)].
- [47] T. Junk, Confidence level computation for combining searches with small statistics, *Nucl. Instrum. Meth. A* **434** (1999) 435 [[hep-ex/9902006](#)] [[INSPIRE](#)].
- [48] A.L. Read, Presentation of search results: The CL_s technique, *J. Phys. G* **28** (2002) 2693 [[INSPIRE](#)].

The CMS collaboration

Yerevan Physics Institute, Yerevan, Armenia

A.M. Sirunyan, A. Tumasyan

Institut für Hochenergiephysik, Wien, Austria

W. Adam, F. Ambrogio, E. Asilar, T. Bergauer, J. Brandstetter, M. Dragicevic, J. Erö, A. Escalante Del Valle, M. Flechl, R. Frühwirth¹, V.M. Ghete, J. Hrubec, M. Jeitler¹, N. Krammer, I. Krätschmer, D. Liko, T. Madlener, I. Mikulec, N. Rad, H. Rohringer, J. Schieck¹, R. Schöffbeck, M. Spanring, D. Spitzbart, A. Taurok, W. Waltenberger, J. Wittmann, C.-E. Wulz¹, M. Zarucki

Institute for Nuclear Problems, Minsk, Belarus

V. Chekhovsky, V. Mossolov, J. Suarez Gonzalez

Universiteit Antwerpen, Antwerpen, Belgium

E.A. De Wolf, D. Di Croce, X. Janssen, J. Lauwers, M. Pieters, H. Van Haevermaet, P. Van Mechelen, N. Van Remortel

Vrije Universiteit Brussel, Brussel, Belgium

S. Abu Zeid, F. Blekman, J. D'Hondt, J. De Clercq, K. Deroover, G. Flouris, D. Lontkovskyi, S. Lowette, I. Marchesini, S. Moortgat, L. Moreels, Q. Python, K. Skovpen, S. Tavernier, W. Van Doninck, P. Van Mulders, I. Van Parijs

Université Libre de Bruxelles, Bruxelles, Belgium

D. Beghin, B. Bilin, H. Brun, B. Clerbaux, G. De Lentdecker, H. Delannoy, B. Dorney, G. Fasanella, L. Favart, R. Goldouzian, A. Grebenyuk, A.K. Kalsi, T. Lenzi, J. Luetic, N. Postiau, E. Starling, L. Thomas, C. Vander Velde, P. Vanlaer, D. Vannerom, Q. Wang

Ghent University, Ghent, Belgium

T. Cornelis, D. Dobur, A. Fagot, M. Gul, I. Khvastunov², D. Poyraz, C. Roskas, D. Trocino, M. Tytgat, W. Verbeke, B. Vermassen, M. Vit, N. Zaganidis

Université Catholique de Louvain, Louvain-la-Neuve, Belgium

H. Bakhshiansohi, O. Bondu, S. Brochet, G. Bruno, C. Caputo, P. David, C. Delaere, M. Delcourt, A. Giammanco, G. Krintiras, V. Lemaitre, A. Magitteri, K. Piotrkowski, A. Saggio, M. Vidal Marono, S. Wertz, J. Zobec

Centro Brasileiro de Pesquisas Fisicas, Rio de Janeiro, Brazil

F.L. Alves, G.A. Alves, M. Correa Martins Junior, G. Correia Silva, C. Hensel, A. Moraes, M.E. Pol, P. Rebello Teles

Universidade do Estado do Rio de Janeiro, Rio de Janeiro, Brazil

E. Belchior Batista Das Chagas, W. Carvalho, J. Chinellato³, E. Coelho, E.M. Da Costa, G.G. Da Silveira⁴, D. De Jesus Damiao, C. De Oliveira Martins, S. Fonseca De Souza, H. Malbouisson, D. Matos Figueiredo, M. Melo De Almeida, C. Mora Herrera, L. Mundim, H. Nogima, W.L. Prado Da Silva, L.J. Sanchez Rosas, A. Santoro, A. Sznajder, M. Thiel, E.J. Tonelli Manganote³, F. Torres Da Silva De Araujo, A. Vilela Pereira

Universidade Estadual Paulista ^a, Universidade Federal do ABC ^b, São Paulo, Brazil

S. Ahuja^a, C.A. Bernardes^a, L. Calligaris^a, T.R. Fernandez Perez Tomei^a, E.M. Gregores^b, P.G. Mercadante^b, S.F. Novaes^a, SandraS. Padula^a

Institute for Nuclear Research and Nuclear Energy, Bulgarian Academy of Sciences, Sofia, Bulgaria

A. Aleksandrov, R. Hadjiiska, P. Iaydjiev, A. Marinov, M. Misheva, M. Rodozov, M. Shopova, G. Sultanov

University of Sofia, Sofia, Bulgaria

A. Dimitrov, L. Litov, B. Pavlov, P. Petkov

Beihang University, Beijing, China

W. Fang⁵, X. Gao⁵, L. Yuan

Institute of High Energy Physics, Beijing, China

M. Ahmad, J.G. Bian, G.M. Chen, H.S. Chen, M. Chen, Y. Chen, C.H. Jiang, D. Leggat, H. Liao, Z. Liu, F. Romeo, S.M. Shaheen⁶, A. Spiezia, J. Tao, Z. Wang, E. Yazgan, H. Zhang, S. Zhang⁶, J. Zhao

State Key Laboratory of Nuclear Physics and Technology, Peking University, Beijing, China

Y. Ban, G. Chen, A. Levin, J. Li, L. Li, Q. Li, Y. Mao, S.J. Qian, D. Wang

Tsinghua University, Beijing, China

Y. Wang

Universidad de Los Andes, Bogota, Colombia

C. Avila, A. Cabrera, C.A. Carrillo Montoya, L.F. Chaparro Sierra, C. Florez, C.F. González Hernández, M.A. Segura Delgado

University of Split, Faculty of Electrical Engineering, Mechanical Engineering and Naval Architecture, Split, Croatia

B. Courbon, N. Godinovic, D. Lelas, I. Puljak, T. Sculac

University of Split, Faculty of Science, Split, Croatia

Z. Antunovic, M. Kovac

Institute Rudjer Boskovic, Zagreb, Croatia

V. Brigljevic, D. Ferencek, K. Kadija, B. Mesic, A. Starodumov⁷, T. Susa

University of Cyprus, Nicosia, Cyprus

M.W. Ather, A. Attikis, M. Kolosova, G. Mavromanolakis, J. Mousa, C. Nicolaou, F. Ptochos, P.A. Razis, H. Rykaczewski

Charles University, Prague, Czech Republic

M. Finger⁸, M. Finger Jr.⁸

Escuela Politecnica Nacional, Quito, Ecuador

E. Ayala

Universidad San Francisco de Quito, Quito, Ecuador

E. Carrera Jarrin

**Academy of Scientific Research and Technology of the Arab Republic of Egypt,
Egyptian Network of High Energy Physics, Cairo, Egypt**

Y. Assran^{9,10}, S. Elgammal¹⁰, A. Ellithi Kamel¹¹

National Institute of Chemical Physics and Biophysics, Tallinn, Estonia

S. Bhowmik, A. Carvalho Antunes De Oliveira, R.K. Dewanjee, K. Ehataht, M. Kadastik,
M. Raidal, C. Veelken

Department of Physics, University of Helsinki, Helsinki, Finland

P. Eerola, H. Kirschenmann, J. Pekkanen, M. Voutilainen

Helsinki Institute of Physics, Helsinki, Finland

J. Havukainen, J.K. Heikkilä, T. Järvinen, V. Karimäki, R. Kinnunen, T. Lampén,
K. Lassila-Perini, S. Laurila, S. Lehti, T. Lindén, P. Luukka, T. Mäenpää, H. Siikonen,
E. Tuominen, J. Tuominiemi

Lappeenranta University of Technology, Lappeenranta, Finland

T. Tuuva

IRFU, CEA, Université Paris-Saclay, Gif-sur-Yvette, France

M. Besancon, F. Couderc, M. Dejardin, D. Denegri, J.L. Faure, F. Ferri, S. Ganjour,
A. Givernaud, P. Gras, G. Hamel de Monchenault, P. Jarry, C. Leloup, E. Locci, J. Malcles,
G. Negro, J. Rander, A. Rosowsky, M.Ö. Sahin, M. Titov

**Laboratoire Leprince-Ringuet, Ecole polytechnique, CNRS/IN2P3, Université
Paris-Saclay, Palaiseau, France**

A. Abdulsalam¹², C. Amendola, I. Antropov, F. Beaudette, P. Busson, C. Charlot,
R. Granier de Cassagnac, I. Kucher, A. Lobanov, J. Martin Blanco, C. Martin Perez,
M. Nguyen, C. Ochando, G. Ortona, P. Paganini, P. Pigard, J. Rembser, R. Salerno,
J.B. Sauvan, Y. Sirois, A.G. Stahl Leiton, A. Zabi, A. Zghiche

Université de Strasbourg, CNRS, IPHC UMR 7178, Strasbourg, France

J.-L. Agram¹³, J. Andrea, D. Bloch, J.-M. Brom, E.C. Chabert, V. Cherepanov, C. Collard,
E. Conte¹³, J.-C. Fontaine¹³, D. Gelé, U. Goerlach, M. Jansová, A.-C. Le Bihan, N. Tonon,
P. Van Hove

**Centre de Calcul de l'Institut National de Physique Nucleaire et de Physique
des Particules, CNRS/IN2P3, Villeurbanne, France**

S. Gadrat

Université de Lyon, Université Claude Bernard Lyon 1, CNRS-IN2P3, Institut de Physique Nucléaire de Lyon, Villeurbanne, France

S. Beauceron, C. Bernet, G. Boudoul, N. Chanon, R. Chierici, D. Contardo, P. Depasse, H. El Mamouni, J. Fay, L. Finco, S. Gascon, M. Gouzevitch, G. Grenier, B. Ille, F. Lagarde, I.B. Laktineh, H. Lattaud, M. Lethuillier, L. Mirabito, S. Perries, A. Popov¹⁴, V. Sordini, G. Touquet, M. Vander Donckt, S. Viret

Georgian Technical University, Tbilisi, Georgia

T. Toriashvili¹⁵

Tbilisi State University, Tbilisi, Georgia

Z. Tsamalaidze⁸

RWTH Aachen University, I. Physikalisches Institut, Aachen, Germany

C. Autermann, L. Feld, M.K. Kiesel, K. Klein, M. Lipinski, M. Preuten, M.P. Rauch, C. Schomakers, J. Schulz, M. Teroerde, B. Wittmer

RWTH Aachen University, III. Physikalisches Institut A, Aachen, Germany

A. Albert, D. Duchardt, M. Erdmann, S. Erdweg, T. Esch, R. Fischer, S. Ghosh, A. Güth, T. Hebbeker, C. Heidemann, K. Hoepfner, H. Keller, L. Mastrolorenzo, M. Merschmeyer, A. Meyer, P. Millet, S. Mukherjee, T. Pook, M. Radziej, H. Reithler, M. Rieger, A. Schmidt, D. Teyssier, S. Thüer

RWTH Aachen University, III. Physikalisches Institut B, Aachen, Germany

G. Flügge, O. Hlushchenko, T. Kress, T. Müller, A. Nehr Korn, A. Nowack, C. Pistone, O. Pooth, D. Roy, H. Sert, A. Stahl¹⁶

Deutsches Elektronen-Synchrotron, Hamburg, Germany

M. Aldaya Martin, T. Arndt, C. Asawatangtrakuldee, I. Babounikau, K. Beernaert, O. Behnke, U. Behrens, A. Bermúdez Martínez, D. Bertsche, A.A. Bin Anuar, K. Borras¹⁷, V. Botta, A. Campbell, P. Connor, C. Contreras-Campana, V. Danilov, A. De Wit, M.M. Defranchis, C. Diez Pardos, D. Domínguez Damiani, G. Eckerlin, T. Eichhorn, A. Elwood, E. Eren, E. Gallo¹⁸, A. Geiser, J.M. Grados Luyando, A. Grohsjean, M. Guthoff, M. Haranko, A. Harb, J. Hauk, H. Jung, M. Kasemann, J. Keaveney, C. Kleinwort, J. Knolle, D. Krücker, W. Lange, A. Lelek, T. Lenz, J. Leonard, K. Lipka, W. Lohmann¹⁹, R. Mankel, I.-A. Melzer-Pellmann, A.B. Meyer, M. Meyer, M. Missiroli, G. Mittag, J. Mnich, V. Myronenko, S.K. Pfitsch, D. Pitzl, A. Raspereza, M. Savitskyi, P. Saxena, P. Schütze, C. Schwanenberger, R. Shevchenko, A. Singh, H. Tholen, O. Turkot, A. Vagnerini, G.P. Van Onsem, R. Walsh, Y. Wen, K. Wichmann, C. Wissing, O. Zenaiev

University of Hamburg, Hamburg, Germany

R. Aggleton, S. Bein, L. Benato, A. Benecke, V. Blobel, T. Dreyer, A. Ebrahimi, E. Garutti, D. Gonzalez, P. Gunnellini, J. Haller, A. Hinzmann, A. Karavdina, G. Kasieczka, R. Klaner, R. Kogler, N. Kovalchuk, S. Kurz, V. Kutzner, J. Lange, D. Marconi, J. Multhaupt, M. Niedziela, C.E.N. Niemeyer, D. Nowatschin, A. Perieanu, A. Reimers, O. Rieger, C. Scharf, P. Schleper, S. Schumann, J. Schwandt, J. Sonneveld, H. Stadie, G. Steinbrück, F.M. Stober, M. Stöver, A. Vanhoefer, B. Vormwald, I. Zoi

Karlsruher Institut fuer Technologie, Karlsruhe, Germany

M. Akbiyik, C. Barth, M. Baselga, S. Baur, E. Butz, R. Caspart, T. Chwalek, F. Colombo, W. De Boer, A. Dierlamm, K. El Morabit, N. Faltermann, B. Freund, M. Giffels, M.A. Harrendorf, F. Hartmann¹⁶, S.M. Heindl, U. Husemann, I. Katkov¹⁴, S. Kudella, S. Mitra, M.U. Mozer, Th. Müller, M. Musich, M. Plagge, G. Quast, K. Rabbertz, M. Schröder, I. Shvetsov, H.J. Simonis, R. Ulrich, S. Wayand, M. Weber, T. Weiler, C. Wöhrmann, R. Wolf

Institute of Nuclear and Particle Physics (INPP), NCSR Demokritos, Aghia Paraskevi, Greece

G. Anagnostou, G. Daskalakis, T. Gerasis, A. Kyriakis, D. Loukas, G. Paspalaki

National and Kapodistrian University of Athens, Athens, Greece

G. Karathanasis, P. Kontaxakis, A. Panagiotou, I. Papavergou, N. Saoulidou, E. Tziaferi, K. Vellidis

National Technical University of Athens, Athens, Greece

K. Kousouris, I. Papakrivopoulos, G. Tsipolitis

University of Ioánnina, Ioánnina, Greece

I. Evangelou, C. Foudas, P. Gianneios, P. Katsoulis, P. Kokkas, S. Mallios, N. Manthos, I. Papadopoulos, E. Paradass, J. Strologas, F.A. Triantis, D. Tsitsonis

MTA-ELTE Lendület CMS Particle and Nuclear Physics Group, Eötvös Loránd University, Budapest, Hungary

M. Bartók²⁰, M. Csanad, N. Filipovic, P. Major, M.I. Nagy, G. Pasztor, O. Surányi, G.I. Veres

Wigner Research Centre for Physics, Budapest, Hungary

G. Bencze, C. Hajdu, D. Horvath²¹, Á. Hunyadi, F. Sikler, T.Á. Vámi, V. Veszpremi, G. Vesztergombi[†]

Institute of Nuclear Research ATOMKI, Debrecen, Hungary

N. Beni, S. Czellar, J. Karancsi²⁰, A. Makovec, J. Molnar, Z. Szillasi

Institute of Physics, University of Debrecen, Debrecen, Hungary

P. Raics, Z.L. Trocsanyi, B. Ujvari

Indian Institute of Science (IISc), Bangalore, India

S. Choudhury, J.R. Komaragiri, P.C. Tiwari

National Institute of Science Education and Research, HBNI, Bhubaneswar, India

S. Bahinipati²³, C. Kar, P. Mal, K. Mandal, A. Nayak²⁴, D.K. Sahoo²³, S.K. Swain

Panjab University, Chandigarh, India

S. Bansal, S.B. Beri, V. Bhatnagar, S. Chauhan, R. Chawla, N. Dhingra, R. Gupta, A. Kaur, M. Kaur, S. Kaur, P. Kumari, M. Lohan, A. Mehta, K. Sandeep, S. Sharma, J.B. Singh, A.K. Viridi, G. Walia

University of Delhi, Delhi, India

A. Bhardwaj, B.C. Choudhary, R.B. Garg, M. Gola, S. Keshri, Ashok Kumar, S. Malhotra, M. Naimuddin, P. Priyanka, K. Ranjan, Aashaq Shah, R. Sharma

Saha Institute of Nuclear Physics, HBNI, Kolkata, India

R. Bhardwaj²⁵, M. Bharti²⁵, R. Bhattacharya, S. Bhattacharya, U. Bhawandeep²⁵, D. Bhowmik, S. Dey, S. Dutt²⁵, S. Dutta, S. Ghosh, K. Mondal, S. Nandan, A. Purohit, P.K. Rout, A. Roy, S. Roy Chowdhury, G. Saha, S. Sarkar, M. Sharan, B. Singh²⁵, S. Thakur²⁵

Indian Institute of Technology Madras, Madras, India

P.K. Behera

Bhabha Atomic Research Centre, Mumbai, India

R. Chudasama, D. Dutta, V. Jha, V. Kumar, P.K. Netrakanti, L.M. Pant, P. Shukla

Tata Institute of Fundamental Research-A, Mumbai, India

T. Aziz, M.A. Bhat, S. Dugad, G.B. Mohanty, N. Sur, B. Sutar, RavindraKumar Verma

Tata Institute of Fundamental Research-B, Mumbai, India

S. Banerjee, S. Bhattacharya, S. Chatterjee, P. Das, M. Guchait, Sa. Jain, S. Karmakar, S. Kumar, M. Maity²⁶, G. Majumder, K. Mazumdar, N. Sahoo, T. Sarkar²⁶

Indian Institute of Science Education and Research (IISER), Pune, India

S. Chauhan, S. Dube, V. Hegde, A. Kapoor, K. Kotheekar, S. Pandey, A. Rane, A. Rastogi, S. Sharma

Institute for Research in Fundamental Sciences (IPM), Tehran, Iran

S. Chenarani²⁷, E. Eskandari Tadavani, S.M. Etesami²⁷, M. Khakzad, M. Mohammadi Najafabadi, M. Naseri, F. Rezaei Hosseinabadi, B. Safarzadeh²⁸, M. Zeinali

University College Dublin, Dublin, Ireland

M. Felcini, M. Grunewald

INFN Sezione di Bari ^a, Università di Bari ^b, Politecnico di Bari ^c, Bari, Italy

M. Abbrescia^{a,b}, C. Calabria^{a,b}, A. Colaleo^a, D. Creanza^{a,c}, L. Cristella^{a,b}, N. De Filippis^{a,c}, M. De Palma^{a,b}, A. Di Florio^{a,b}, F. Errico^{a,b}, L. Fiore^a, A. Gelmi^{a,b}, G. Iaselli^{a,c}, M. Ince^{a,b}, S. Lezki^{a,b}, G. Maggi^{a,c}, M. Maggi^a, G. Miniello^{a,b}, S. My^{a,b}, S. Nuzzo^{a,b}, A. Pompili^{a,b}, G. Pugliese^{a,c}, R. Radogna^a, A. Ranieri^a, G. Selvaggi^{a,b}, A. Sharma^a, L. Silvestris^a, R. Venditti^a, P. Verwilligen^a, G. Zito^a

INFN Sezione di Bologna ^a, Università di Bologna ^b, Bologna, Italy

G. Abbiendi^a, C. Battilana^{a,b}, D. Bonacorsi^{a,b}, L. Borgonovi^{a,b}, S. Braibant-Giacomelli^{a,b}, R. Campanini^{a,b}, P. Capiluppi^{a,b}, A. Castro^{a,b}, F.R. Cavallo^a, S.S. Chhibra^{a,b}, C. Ciocca^a, G. Codispoti^{a,b}, M. Cuffiani^{a,b}, G.M. Dallavalle^a, F. Fabbri^a, A. Fanfani^{a,b}, E. Fontanesi, P. Giacomelli^a, C. Grandi^a, L. Guiducci^{a,b}, F. Iemmi^{a,b}, S. Lo Meo^a, S. Marcellini^a, G. Masetti^a, A. Montanari^a, F.L. Navarria^{a,b}, A. Perrotta^a, F. Primavera^{a,b,16}, T. Rovelli^{a,b}, G.P. Siroli^{a,b}, N. Tosi^a

INFN Sezione di Catania ^a, Università di Catania ^b, Catania, ItalyS. Albergo^{a,b}, A. Di Mattia^a, R. Potenza^{a,b}, A. Tricomi^{a,b}, C. Tuve^{a,b}**INFN Sezione di Firenze ^a, Università di Firenze ^b, Firenze, Italy**G. Barbagli^a, K. Chatterjee^{a,b}, V. Ciulli^{a,b}, C. Civinini^a, R. D'Alessandro^{a,b}, E. Focardi^{a,b}, G. Latino, P. Lenzi^{a,b}, M. Meschini^a, S. Paoletti^a, L. Russo^{a,29}, G. Sguazzoni^a, D. Strom^a, L. Viliani^a**INFN Laboratori Nazionali di Frascati, Frascati, Italy**

L. Benussi, S. Bianco, F. Fabbri, D. Piccolo

INFN Sezione di Genova ^a, Università di Genova ^b, Genova, ItalyF. Ferro^a, R. Mulargia^{a,b}, F. Ravera^{a,b}, E. Robutti^a, S. Tosi^{a,b}**INFN Sezione di Milano-Bicocca ^a, Università di Milano-Bicocca ^b, Milano, Italy**A. Benaglia^a, A. Beschi^b, F. Brivio^{a,b}, V. Ciriolo^{a,b,16}, S. Di Guida^{a,d,16}, M.E. Dinardo^{a,b}, S. Fiorendi^{a,b}, S. Gennai^a, A. Ghezzi^{a,b}, P. Govoni^{a,b}, M. Malberti^{a,b}, S. Malvezzi^a, D. Menasce^a, F. Monti, L. Moroni^a, M. Paganoni^{a,b}, D. Pedrini^a, S. Ragazzi^{a,b}, T. Tabarelli de Fatis^{a,b}, D. Zuolo^{a,b}**INFN Sezione di Napoli ^a, Università di Napoli 'Federico II' ^b, Napoli, Italy, Università della Basilicata ^c, Potenza, Italy, Università G. Marconi ^d, Roma, Italy**S. Buontempo^a, N. Cavallo^{a,c}, A. De Iorio^{a,b}, A. Di Crescenzo^{a,b}, F. Fabozzi^{a,c}, F. Fienga^a, G. Galati^a, A.O.M. Iorio^{a,b}, W.A. Khan^a, L. Lista^a, S. Meola^{a,d,16}, P. Paolucci^{a,16}, C. Sciacca^{a,b}, E. Voevodina^{a,b}**INFN Sezione di Padova ^a, Università di Padova ^b, Padova, Italy, Università di Trento ^c, Trento, Italy**P. Azzi^a, N. Bacchetta^a, D. Bisello^{a,b}, A. Boletti^{a,b}, A. Bragagnolo, R. Carlin^{a,b}, P. Checchia^a, P. De Castro Manzano^a, T. Dorigo^a, F. Gasparini^{a,b}, U. Gasparini^{a,b}, A. Gozzelino^a, S.Y. Hoh, S. Lacaprara^a, P. Lujan, M. Margoni^{a,b}, A.T. Meneguzzo^{a,b}, J. Pazzini^{a,b}, N. Pozzobon^{a,b}, P. Ronchese^{a,b}, R. Rossin^{a,b}, F. Simonetto^{a,b}, A. Tiko, E. Torassa^a, M. Tosi^{a,b}, S. Ventura^a, M. Zanetti^{a,b}, P. Zotto^{a,b}, G. Zumerle^{a,b}**INFN Sezione di Pavia ^a, Università di Pavia ^b, Pavia, Italy**A. Braghieri^a, A. Magnani^a, P. Montagna^{a,b}, S.P. Ratti^{a,b}, V. Re^a, M. Ressegotti^{a,b}, C. Riccardi^{a,b}, P. Salvini^a, I. Vai^{a,b}, P. Vitulo^{a,b}**INFN Sezione di Perugia ^a, Università di Perugia ^b, Perugia, Italy**M. Biasini^{a,b}, G.M. Bilei^a, C. Cecchi^{a,b}, D. Ciangottini^{a,b}, L. Fanò^{a,b}, P. Lariccia^{a,b}, R. Leonardi^{a,b}, E. Manoni^a, G. Mantovani^{a,b}, V. Mariani^{a,b}, M. Menichelli^a, A. Rossi^{a,b}, A. Santocchia^{a,b}, D. Spiga^a

INFN Sezione di Pisa ^a, Università di Pisa ^b, Scuola Normale Superiore di Pisa ^c, Pisa, Italy

K. Androsov^a, P. Azzurri^a, G. Bagliesi^a, L. Bianchini^a, T. Boccali^a, L. Borrello, R. Castaldi^a, M.A. Ciocci^{a,b}, R. Dell'Orso^a, G. Fedi^a, F. Fiori^{a,c}, L. Giannini^{a,c}, A. Giassi^a, M.T. Grippo^a, F. Ligabue^{a,c}, E. Manca^{a,c}, G. Mandorli^{a,c}, A. Messineo^{a,b}, F. Palla^a, A. Rizzi^{a,b}, G. Rolandi³⁰, P. Spagnolo^a, R. Tenchini^a, G. Tonelli^{a,b}, A. Venturi^a, P.G. Verdini^a

INFN Sezione di Roma ^a, Sapienza Università di Roma ^b, Rome, Italy

L. Barone^{a,b}, F. Cavallari^a, M. Cipriani^{a,b}, D. Del Re^{a,b}, E. Di Marco^{a,b}, M. Diemoz^a, S. Gelli^{a,b}, E. Longo^{a,b}, B. Marzocchi^{a,b}, P. Meridiani^a, G. Organtini^{a,b}, F. Pandolfi^a, R. Paramatti^{a,b}, F. Preiato^{a,b}, S. Rahatlou^{a,b}, C. Rovelli^a, F. Santanastasio^{a,b}

INFN Sezione di Torino ^a, Università di Torino ^b, Torino, Italy, Università del Piemonte Orientale ^c, Novara, Italy

N. Amapane^{a,b}, R. Arcidiacono^{a,c}, S. Argiro^{a,b}, M. Arneodo^{a,c}, N. Bartosik^a, R. Bellan^{a,b}, C. Biino^a, A. Cappati^{a,b}, N. Cartiglia^a, F. Cenna^{a,b}, S. Cometti^a, M. Costa^{a,b}, R. Covarelli^{a,b}, N. Demaria^a, B. Kiani^{a,b}, C. Mariotti^a, S. Maselli^a, E. Migliore^{a,b}, V. Monaco^{a,b}, E. Monteil^{a,b}, M. Monteno^a, M.M. Obertino^{a,b}, L. Pacher^{a,b}, N. Pastrone^a, M. Pelliccioni^a, G.L. Pinna Angioni^{a,b}, A. Romero^{a,b}, M. Ruspa^{a,c}, R. Sacchi^{a,b}, R. Salvatico^{a,b}, K. Shchelina^{a,b}, V. Sola^a, A. Solano^{a,b}, D. Soldi^{a,b}, A. Staiano^a

INFN Sezione di Trieste ^a, Università di Trieste ^b, Trieste, Italy

S. Belforte^a, V. Candelise^{a,b}, M. Casarsa^a, F. Cossutti^a, A. Da Rold^{a,b}, G. Della Ricca^{a,b}, F. Vazzoler^{a,b}, A. Zanetti^a

Kyungpook National University, Daegu, Korea

B. Kim, D.H. Kim, G.N. Kim, M.S. Kim, J. Lee, S. Lee, S.W. Lee, C.S. Moon, Y.D. Oh, S.I. Pak, S. Sekmen, D.C. Son, Y.C. Yang

Chonnam National University, Institute for Universe and Elementary Particles, Kwangju, Korea

H. Kim, D.H. Moon, G. Oh

Hanyang University, Seoul, Korea

B. Francois, J. Goh³¹, T.J. Kim

Korea University, Seoul, Korea

S. Cho, S. Choi, Y. Go, D. Gyun, S. Ha, B. Hong, Y. Jo, K. Lee, K.S. Lee, S. Lee, J. Lim, S.K. Park, Y. Roh

Sejong University, Seoul, Korea

H.S. Kim

Seoul National University, Seoul, Korea

J. Almond, J. Kim, J.S. Kim, H. Lee, K. Lee, K. Nam, S.B. Oh, B.C. Radburn-Smith, S.h. Seo, U.K. Yang, H.D. Yoo, G.B. Yu

University of Seoul, Seoul, Korea

D. Jeon, H. Kim, J.H. Kim, J.S.H. Lee, I.C. Park

Sungkyunkwan University, Suwon, Korea

Y. Choi, C. Hwang, J. Lee, I. Yu

Vilnius University, Vilnius, Lithuania

V. Dudenas, A. Juodagalvis, J. Vaitkus

National Centre for Particle Physics, Universiti Malaya, Kuala Lumpur, Malaysia

I. Ahmed, Z.A. Ibrahim, M.A.B. Md Ali³², F. Mohamad Idris³³, W.A.T. Wan Abdullah, M.N. Yusli, Z. Zolkapli

Universidad de Sonora (UNISON), Hermosillo, Mexico

J.F. Benitez, A. Castaneda Hernandez, J.A. Murillo Quijada

Centro de Investigacion y de Estudios Avanzados del IPN, Mexico City, Mexico

H. Castilla-Valdez, E. De La Cruz-Burelo, M.C. Duran-Osuna, I. Heredia-De La Cruz³⁴, R. Lopez-Fernandez, J. Mejia Guisao, R.I. Rabadan-Trejo, M. Ramirez-Garcia, G. Ramirez-Sanchez, R. Reyes-Almanza, A. Sanchez-Hernandez

Universidad Iberoamericana, Mexico City, Mexico

S. Carrillo Moreno, C. Oropeza Barrera, F. Vazquez Valencia

Benemerita Universidad Autonoma de Puebla, Puebla, Mexico

J. Eysermans, I. Pedraza, H.A. Salazar Ibarguen, C. Uribe Estrada

Universidad Autónoma de San Luis Potosí, San Luis Potosí, Mexico

A. Morelos Pineda

University of Auckland, Auckland, New Zealand

D. Krofcheck

University of Canterbury, Christchurch, New Zealand

S. Bheesette, P.H. Butler

National Centre for Physics, Quaid-I-Azam University, Islamabad, Pakistan

A. Ahmad, M. Ahmad, M.I. Asghar, Q. Hassan, H.R. Hoorani, A. Saddique, M.A. Shah, M. Shoaib, M. Waqas

National Centre for Nuclear Research, Swierk, Poland

H. Bialkowska, M. Bluj, B. Boimska, T. Frueboes, M. Górski, M. Kazana, M. Szleper, P. Traczyk, P. Zalewski

Institute of Experimental Physics, Faculty of Physics, University of Warsaw, Warsaw, Poland

K. Bunkowski, A. Byszuk³⁵, K. Doroba, A. Kalinowski, M. Konecki, J. Krolikowski, M. Misiura, M. Olszewski, A. Pyskir, M. Walczak

Laboratório de Instrumentação e Física Experimental de Partículas, Lisboa, Portugal

M. Araujo, P. Bargassa, C. Beirão Da Cruz E Silva, A. Di Francesco, P. Faccioli, B. Galinhas, M. Gallinaro, J. Hollar, N. Leonardo, J. Seixas, G. Strong, O. Toldaiev, J. Varela

Joint Institute for Nuclear Research, Dubna, Russia

S. Afanasiev, P. Bunin, M. Gavrilenko, I. Golutvin, I. Gorbunov, A. Kamenev, V. Karjavine, A. Lanev, A. Malakhov, V. Matveev^{36,37}, P. Moisezenz, V. Palichik, V. Perelygin, S. Shmatov, S. Shulha, N. Skatchkov, V. Smirnov, N. Voytishin, A. Zarubin

Petersburg Nuclear Physics Institute, Gatchina (St. Petersburg), Russia

V. Golovtsov, Y. Ivanov, V. Kim³⁸, E. Kuznetsova³⁹, P. Levchenko, V. Murzin, V. Oreshkin, I. Smirnov, D. Sosnov, V. Sulimov, L. Uvarov, S. Vavilov, A. Vorobyev

Institute for Nuclear Research, Moscow, Russia

Yu. Andreev, A. Dermenev, S. Gninenko, N. Golubev, A. Karneyeu, M. Kirsanov, N. Krasnikov, A. Pashenkov, D. Tlisov, A. Toropin

Institute for Theoretical and Experimental Physics, Moscow, Russia

V. Epshteyn, V. Gavrilov, N. Lychkovskaya, V. Popov, I. Pozdnyakov, G. Safronov, A. Spiridonov, A. Stepenov, V. Stolin, M. Toms, E. Vlasov, A. Zhokin

Moscow Institute of Physics and Technology, Moscow, Russia

T. Aushev

National Research Nuclear University ‘Moscow Engineering Physics Institute’ (MEPhI), Moscow, Russia

R. Chistov⁴⁰, M. Danilov⁴⁰, P. Parygin, D. Philippov, S. Polikarpov⁴⁰, E. Tarkovskii

P.N. Lebedev Physical Institute, Moscow, Russia

V. Andreev, M. Azarkin, I. Dremin³⁷, M. Kirakosyan, A. Terkulov

Skobeltsyn Institute of Nuclear Physics, Lomonosov Moscow State University, Moscow, Russia

A. Baskakov, A. Belyaev, E. Boos, V. Bunichev, M. Dubinin⁴¹, L. Dudko, A. Ershov, A. Gribushin, V. Klyukhin, O. Kodolova, I. Lokhtin, I. Miagkov, S. Obraztsov, S. Petrushanko, V. Savrin

Novosibirsk State University (NSU), Novosibirsk, Russia

A. Barnyakov⁴², V. Blinov⁴², T. Dimova⁴², L. Kardapoltsev⁴², Y. Skovpen⁴²

Institute for High Energy Physics of National Research Centre ‘Kurchatov Institute’, Protvino, Russia

I. Azhgirey, I. Bayshev, S. Bitioukov, D. Elumakhov, A. Godizov, V. Kachanov, A. Kalinin, D. Konstantinov, P. Mandrik, V. Petrov, R. Ryutin, S. Slabospitskii, A. Sobol, S. Troshin, N. Tyurin, A. Uzunian, A. Volkov

National Research Tomsk Polytechnic University, Tomsk, Russia

A. Babaev, S. Baidali, V. Okhotnikov

University of Belgrade, Faculty of Physics and Vinca Institute of Nuclear Sciences, Belgrade, SerbiaP. Adzic⁴³, P. Cirkovic, D. Devetak, M. Dordevic, J. Milosevic**Centro de Investigaciones Energéticas Medioambientales y Tecnológicas (CIEMAT), Madrid, Spain**

J. Alcaraz Maestre, A. Álvarez Fernández, I. Bachiller, M. Barrio Luna, J.A. Brochero Cifuentes, M. Cerrada, N. Colino, B. De La Cruz, A. Delgado Peris, C. Fernandez Bedoya, J.P. Fernández Ramos, J. Flix, M.C. Fouz, O. Gonzalez Lopez, S. Goy Lopez, J.M. Hernandez, M.I. Josa, D. Moran, A. Pérez-Calero Yzquierdo, J. Puerta Pelayo, I. Redondo, L. Romero, M.S. Soares, A. Triossi

Universidad Autónoma de Madrid, Madrid, Spain

C. Albajar, J.F. de Trocóniz

Universidad de Oviedo, Oviedo, Spain

J. Cuevas, C. Erice, J. Fernandez Menendez, S. Folgueras, I. Gonzalez Caballero, J.R. González Fernández, E. Palencia Cortezon, V. Rodríguez Bouza, S. Sanchez Cruz, P. Vischia, J.M. Vizán García

Instituto de Física de Cantabria (IFCA), CSIC-Universidad de Cantabria, Santander, Spain

I.J. Cabrillo, A. Calderon, B. Chazin Quero, J. Duarte Campderros, M. Fernandez, P.J. Fernández Manteca, A. García Alonso, J. Garcia-Ferrero, G. Gomez, A. Lopez Virto, J. Marco, C. Martinez Rivero, P. Martinez Ruiz del Arbol, F. Matorras, J. Piedra Gomez, C. Prieels, T. Rodrigo, A. Ruiz-Jimeno, L. Scodellaro, N. Trevisani, I. Vila, R. Villar Cortabitarte

University of Ruhuna, Department of Physics, Matara, Sri Lanka

N. Wickramage

CERN, European Organization for Nuclear Research, Geneva, SwitzerlandD. Abbaneo, B. Akgun, E. Auffray, G. Auzinger, P. Baillon, A.H. Ball, D. Barney, J. Bendavid, M. Bianco, A. Bocci, C. Botta, E. Brondolin, T. Camporesi, M. Cepeda, G. Cerminara, E. Chapon, Y. Chen, G. Cucciati, D. d'Enterria, A. Dabrowski, N. Daci, V. Daponte, A. David, A. De Roeck, N. Deelen, M. Dobson, M. Dünser, N. Dupont, A. Elliott-Peisert, P. Everaerts, F. Fallavollita⁴⁴, D. Fasanella, G. Franzoni, J. Fulcher, W. Funk, D. Gigi, A. Gilbert, K. Gill, F. Glege, M. Gruchala, M. Guilbaud, D. Gulhan, J. Hegeman, C. Heidegger, V. Innocente, A. Jafari, P. Janot, O. Karacheban¹⁹, J. Kieseler, A. Kornmayer, M. Krammer¹, C. Lange, P. Lecoq, C. Lourenço, L. Malgeri, M. Mannelli, A. Massironi, F. Meijers, J.A. Merlin, S. Mersi, E. Meschi, P. Milenovic⁴⁵, F. Moortgat, M. Mulders, J. Ngadiuba, S. Nourbakhsh, S. Orfanelli, L. Orsini, F. Pantaleo¹⁶, L. Pape, E. Perez, M. Peruzzi, A. Petrilli, G. Petrucciani, A. Pfeiffer, M. Pierini, F.M. Pitters, D. Rabady, A. Racz, T. Reis, M. Rovere, H. Sakulin, C. Schäfer, C. Schwick, M. Selvaggi,

A. Sharma, P. Silva, P. Sphicas⁴⁶, A. Stakia, J. Steggemann, D. Treille, A. Tsirou, V. Veckalns⁴⁷, M. Verzetti, W.D. Zeuner

Paul Scherrer Institut, Villigen, Switzerland

L. Caminada⁴⁸, K. Deiters, W. Erdmann, R. Horisberger, Q. Ingram, H.C. Kaestli, D. Kotlinski, U. Langenegger, T. Rohe, S.A. Wiederkehr

ETH Zurich — Institute for Particle Physics and Astrophysics (IPA), Zurich, Switzerland

M. Backhaus, L. Bäni, P. Berger, N. Chernyavskaya, G. Dissertori, M. Dittmar, M. Donegà, C. Dorfer, T.A. Gómez Espinosa, C. Grab, D. Hits, T. Klijsma, W. Luster, R.A. Manzoni, M. Marionneau, M.T. Meinhard, F. Micheli, P. Musella, F. Nessi-Tedaldi, J. Pata, F. Pauss, G. Perrin, L. Perrozzi, S. Pigazzini, M. Quittnat, C. Reissel, D. Ruini, D.A. Sanz Becerra, M. Schönenberger, L. Shchutska, V.R. Tavolaro, K. Theofilatos, M.L. Vesterbacka Olsson, R. Wallny, D.H. Zhu

Universität Zürich, Zurich, Switzerland

T.K. Aarrestad, C. AMSler⁴⁹, D. Brzhechko, M.F. Canelli, A. De Cosa, R. Del Burgo, S. Donato, C. Galloni, T. Hreus, B. Kilminster, S. Leontsinis, I. Neutelings, G. Rauco, P. Robmann, D. Salerno, K. Schweiger, C. Seitz, Y. Takahashi, A. Zucchetta

National Central University, Chung-Li, Taiwan

T.H. Doan, R. Khurana, C.M. Kuo, W. Lin, A. Pozdnyakov, S.S. Yu

National Taiwan University (NTU), Taipei, Taiwan

P. Chang, Y. Chao, K.F. Chen, P.H. Chen, W.-S. Hou, Arun Kumar, Y.F. Liu, R.-S. Lu, E. Paganis, A. Psallidas, A. Steen

Chulalongkorn University, Faculty of Science, Department of Physics, Bangkok, Thailand

B. Asavapibhop, N. Srimanobhas, N. Suwonjandee

Çukurova University, Physics Department, Science and Art Faculty, Adana, Turkey

M.N. Bakirci⁵⁰, A. Bat, F. Boran, S. Damarseckin, Z.S. Demiroglu, F. Dolek, C. Dozen, S. Girgis, G. Gokbulut, Y. Guler, E. Gurpinar, I. Hos⁵¹, C. Isik, E.E. Kangal⁵², O. Kara, A. Kayis Topaksu, U. Kiminsu, M. Oglakci, G. Onengut, K. Ozdemir⁵³, A. Polatoz, D. Sunar Cerci⁵⁴, B. Tali⁵⁴, U.G. Tok, H. Topakli⁵⁰, S. Turkcapar, I.S. Zorbakir, C. Zorbilmez

Middle East Technical University, Physics Department, Ankara, Turkey

B. Isildak⁵⁵, G. Karapinar⁵⁶, M. Yalvac, M. Zeyrek

Bogazici University, Istanbul, Turkey

I.O. Atakisi, E. Gülmez, M. Kaya⁵⁷, O. Kaya⁵⁸, S. Ozkorucuklu⁵⁹, S. Tekten, E.A. Yetkin⁶⁰

Istanbul Technical University, Istanbul, Turkey

M.N. Agaras, A. Cakir, K. Cankocak, Y. Komurcu, S. Sen⁶¹

**Institute for Scintillation Materials of National Academy of Science of Ukraine,
Kharkov, Ukraine**

B. Grynyov

**National Scientific Center, Kharkov Institute of Physics and Technology,
Kharkov, Ukraine**

L. Levchuk

University of Bristol, Bristol, United Kingdom

F. Ball, J.J. Brooke, D. Burns, E. Clement, D. Cussans, O. Davignon, H. Flacher, J. Goldstein, G.P. Heath, H.F. Heath, L. Kreczko, D.M. Newbold⁶², S. Paramesvaran, B. Penning, T. Sakuma, D. Smith, V.J. Smith, J. Taylor, A. Titterton

Rutherford Appleton Laboratory, Didcot, United Kingdom

K.W. Bell, A. Belyaev⁶³, C. Brew, R.M. Brown, D. Cieri, D.J.A. Cockerill, J.A. Coughlan, K. Harder, S. Harper, J. Linacre, K. Manolopoulos, E. Olaiya, D. Petyt, C.H. Shepherd-Themistocleous, A. Thea, I.R. Tomalin, T. Williams, W.J. Womersley

Imperial College, London, United Kingdom

R. Bainbridge, P. Bloch, J. Borg, S. Breeze, O. Buchmuller, A. Bundock, D. Colling, P. Dauncey, G. Davies, M. Della Negra, R. Di Maria, G. Hall, G. Iles, T. James, M. Komm, C. Laner, L. Lyons, A.-M. Magnan, S. Malik, A. Martelli, J. Nash⁶⁴, A. Nikitenko⁷, V. Palladino, M. Pesaresi, D.M. Raymond, A. Richards, A. Rose, E. Scott, C. Seez, A. Shtipliyski, G. Singh, M. Stoye, T. Strebler, S. Summers, A. Tapper, K. Uchida, T. Virdee¹⁶, N. Wardle, D. Winterbottom, J. Wright, S.C. Zenz

Brunel University, Uxbridge, United Kingdom

J.E. Cole, P.R. Hobson, A. Khan, P. Kyberd, C.K. Mackay, A. Morton, I.D. Reid, L. Teodorescu, S. Zahid

Baylor University, Waco, U.S.A.

K. Call, J. Dittmann, K. Hatakeyama, H. Liu, C. Madrid, B. McMaster, N. Pastika, C. Smith

Catholic University of America, Washington, DC, U.S.A.

R. Bartek, A. Dominguez

The University of Alabama, Tuscaloosa, U.S.A.

A. Buccilli, S.I. Cooper, C. Henderson, P. Rumerio, C. West

Boston University, Boston, U.S.A.

D. Arcaro, T. Bose, D. Gastler, D. Pinna, D. Rankin, C. Richardson, J. Rohlf, L. Sulak, D. Zou

Brown University, Providence, U.S.A.

G. Benelli, X. Coubez, D. Cutts, M. Hadley, J. Hakala, U. Heintz, J.M. Hogan⁶⁵, K.H.M. Kwok, E. Laird, G. Landsberg, J. Lee, Z. Mao, M. Narain, S. Sagir⁶⁶, R. Syarif, E. Usai, D. Yu

University of California, Davis, Davis, U.S.A.

R. Band, C. Brainerd, R. Breedon, D. Burns, M. Calderon De La Barca Sanchez, M. Chertok, J. Conway, R. Conway, P.T. Cox, R. Erbacher, C. Flores, G. Funk, W. Ko, O. Kukral, R. Lander, M. Mulhearn, D. Pellett, J. Pilot, S. Shalhout, M. Shi, D. Stolp, D. Taylor, K. Tos, M. Tripathi, Z. Wang, F. Zhang

University of California, Los Angeles, U.S.A.

M. Bachtis, C. Bravo, R. Cousins, A. Dasgupta, A. Florent, J. Hauser, M. Ignatenko, N. Mccoll, S. Regnard, D. Saltzberg, C. Schnaible, V. Valuev

University of California, Riverside, Riverside, U.S.A.

E. Bouvier, K. Burt, R. Clare, J.W. Gary, S.M.A. Ghiasi Shirazi, G. Hanson, G. Karapostoli, E. Kennedy, F. Lacroix, O.R. Long, M. Olmedo Negrete, M.I. Paneva, W. Si, L. Wang, H. Wei, S. Wimpenny, B.R. Yates

University of California, San Diego, La Jolla, U.S.A.

J.G. Branson, P. Chang, S. Cittolin, M. Derdzinski, R. Gerosa, D. Gilbert, B. Hashemi, A. Holzner, D. Klein, G. Kole, V. Krutelyov, J. Letts, M. Masciovecchio, D. Olivito, S. Padhi, M. Pieri, M. Sani, V. Sharma, S. Simon, M. Tadel, A. Vartak, S. Wasserbaech⁶⁷, J. Wood, F. Würthwein, A. Yagil, G. Zevi Della Porta

University of California, Santa Barbara — Department of Physics, Santa Barbara, U.S.A.

N. Amin, R. Bhandari, C. Campagnari, M. Citron, V. Dutta, M. Franco Sevilla, L. Gouskos, R. Heller, J. Incandela, A. Ovcharova, H. Qu, J. Richman, D. Stuart, I. Suarez, S. Wang, J. Yoo

California Institute of Technology, Pasadena, U.S.A.

D. Anderson, A. Bornheim, J.M. Lawhorn, N. Lu, H.B. Newman, T.Q. Nguyen, M. Spiropulu, J.R. Vlimant, R. Wilkinson, S. Xie, Z. Zhang, R.Y. Zhu

Carnegie Mellon University, Pittsburgh, U.S.A.

M.B. Andrews, T. Ferguson, T. Mudholkar, M. Paulini, M. Sun, I. Vorobiev, M. Weinberg

University of Colorado Boulder, Boulder, U.S.A.

J.P. Cumalat, W.T. Ford, F. Jensen, A. Johnson, E. MacDonald, T. Mulholland, R. Patel, A. Perloff, K. Stenson, K.A. Ulmer, S.R. Wagner

Cornell University, Ithaca, U.S.A.

J. Alexander, J. Chaves, Y. Cheng, J. Chu, A. Datta, K. Mcdermott, N. Mirman, J.R. Patterson, D. Quach, A. Rinkevicius, A. Ryd, L. Skinnari, L. Soffi, S.M. Tan, Z. Tao, J. Thom, J. Tucker, P. Wittich, M. Zientek

Fermi National Accelerator Laboratory, Batavia, U.S.A.

S. Abdullin, M. Albrow, M. Alyari, G. Apollinari, A. Apresyan, A. Apyan, S. Banerjee, L.A.T. Bauerdick, A. Beretvas, J. Berryhill, P.C. Bhat, K. Burkett, J.N. Butler, A. Canepa, G.B. Cerati, H.W.K. Cheung, F. Chlebana, M. Cremonesi, J. Duarte, V.D. Elvira, J. Freeman, Z. Gecse, E. Gottschalk, L. Gray, D. Green, S. Grünendahl, O. Gutsche,

J. Hanlon, R.M. Harris, S. Hasegawa, J. Hirschauer, Z. Hu, B. Jayatilaka, S. Jindariani, M. Johnson, U. Joshi, B. Klima, M.J. Kortelainen, B. Kreis, S. Lammel, D. Lincoln, R. Lipton, M. Liu, T. Liu, J. Lykken, K. Maeshima, J.M. Marraffino, D. Mason, P. McBride, P. Merkel, S. Mrenna, S. Nahn, V. O'Dell, K. Pedro, C. Pena, O. Prokofyev, G. Rakness, L. Ristori, A. Savoy-Navarro⁶⁸, B. Schneider, E. Sexton-Kennedy, A. Soha, W.J. Spalding, L. Spiegel, S. Stoynev, J. Strait, N. Strobbe, L. Taylor, S. Tkaczyk, N.V. Tran, L. Uplegger, E.W. Vaandering, C. Vernieri, M. Verzocchi, R. Vidal, M. Wang, H.A. Weber, A. Whitbeck

University of Florida, Gainesville, U.S.A.

D. Acosta, P. Avery, P. Bortignon, D. Bourilkov, A. Brinkerhoff, L. Cadamuro, A. Carnes, D. Curry, R.D. Field, S.V. Gleyzer, B.M. Joshi, J. Konigsberg, A. Korytov, K.H. Lo, P. Ma, K. Matchev, H. Mei, G. Mitselmakher, D. Rosenzweig, K. Shi, D. Sperka, J. Wang, S. Wang, X. Zuo

Florida International University, Miami, U.S.A.

Y.R. Joshi, S. Linn

Florida State University, Tallahassee, U.S.A.

A. Ackert, T. Adams, A. Askew, S. Hagopian, V. Hagopian, K.F. Johnson, T. Kolberg, G. Martinez, T. Perry, H. Prosper, A. Saha, C. Schiber, R. Yohay

Florida Institute of Technology, Melbourne, U.S.A.

M.M. Baarmand, V. Bhopatkar, S. Colafranceschi, M. Hohlmann, D. Noonan, M. Rahmani, T. Roy, F. Yumiceva

University of Illinois at Chicago (UIC), Chicago, U.S.A.

M.R. Adams, L. Apanasevich, D. Berry, R.R. Betts, R. Cavanaugh, X. Chen, S. Dittmer, O. Evdokimov, C.E. Gerber, D.A. Hangal, D.J. Hofman, K. Jung, J. Kamin, C. Mills, M.B. Tonjes, N. Varelas, H. Wang, X. Wang, Z. Wu, J. Zhang

The University of Iowa, Iowa City, U.S.A.

M. Alhusseini, B. Bilki⁶⁹, W. Clarida, K. Dilsiz⁷⁰, S. Durgut, R.P. Gandrajula, M. Haytmyradov, V. Khristenko, J.-P. Merlo, A. Mestvirishvili, A. Moeller, J. Nachtman, H. Ogul⁷¹, Y. Onel, F. Ozok⁷², A. Penzo, C. Snyder, E. Tiras, J. Wetzel

Johns Hopkins University, Baltimore, U.S.A.

B. Blumenfeld, A. Cocoros, N. Eminizer, D. Fehling, L. Feng, A.V. Gritsan, W.T. Hung, P. Maksimovic, J. Roskes, U. Sarica, M. Swartz, M. Xiao, C. You

The University of Kansas, Lawrence, U.S.A.

A. Al-bataineh, P. Baringer, A. Bean, S. Boren, J. Bowen, A. Bylinkin, J. Castle, S. Khalil, A. Kropivnitskaya, D. Majumder, W. Mcbrayer, M. Murray, C. Rogan, S. Sanders, E. Schmitz, J.D. Tapia Takaki, Q. Wang

Kansas State University, Manhattan, U.S.A.

S. Duric, A. Ivanov, K. Kaadze, D. Kim, Y. Maravin, D.R. Mendis, T. Mitchell, A. Modak, A. Mohammadi, L.K. Saini

Lawrence Livermore National Laboratory, Livermore, U.S.A.

F. Rebassoo, D. Wright

University of Maryland, College Park, U.S.A.

A. Baden, O. Baron, A. Belloni, S.C. Eno, Y. Feng, C. Ferraioli, N.J. Hadley, S. Jabeen, G.Y. Jeng, R.G. Kellogg, J. Kunkle, A.C. Mignerey, S. Nabili, F. Ricci-Tam, M. Seidel, Y.H. Shin, A. Skuja, S.C. Tonwar, K. Wong

Massachusetts Institute of Technology, Cambridge, U.S.A.

D. Abercrombie, B. Allen, V. Azzolini, A. Baty, G. Bauer, R. Bi, S. Brandt, W. Busza, I.A. Cali, M. D'Alfonso, Z. Demiragli, G. Gomez Ceballos, M. Goncharov, P. Harris, D. Hsu, M. Hu, Y. Iiyama, G.M. Innocenti, M. Klute, D. Kovalskyi, Y.-J. Lee, P.D. Luckey, B. Maier, A.C. Marini, C. Mcginn, C. Mironov, S. Narayanan, X. Niu, C. Paus, C. Roland, G. Roland, Z. Shi, G.S.F. Stephans, K. Sumorok, K. Tatar, D. Velicanu, J. Wang, T.W. Wang, B. Wyslouch

University of Minnesota, Minneapolis, U.S.A.

A.C. Benvenuti[†], R.M. Chatterjee, A. Evans, P. Hansen, J. Hiltbrand, Sh. Jain, S. Kalafut, M. Krohn, Y. Kubota, Z. Lesko, J. Mans, N. Ruckstuhl, R. Rusack, M.A. Wadud

University of Mississippi, Oxford, U.S.A.

J.G. Acosta, S. Oliveros

University of Nebraska-Lincoln, Lincoln, U.S.A.

E. Avdeeva, K. Bloom, D.R. Claes, C. Fangmeier, F. Golf, R. Gonzalez Suarez, R. Kamalieddin, I. Kravchenko, J. Monroy, J.E. Siado, G.R. Snow, B. Stieger

State University of New York at Buffalo, Buffalo, U.S.A.

A. Godshalk, C. Harrington, I. Iashvili, A. Kharchilava, C. Mclean, D. Nguyen, A. Parker, S. Rappoccio, B. Roozbahani

Northeastern University, Boston, U.S.A.

G. Alverson, E. Barberis, C. Freer, Y. Haddad, A. Hortiangtham, D.M. Morse, T. Orimoto, R. Teixeira De Lima, T. Wamorkar, B. Wang, A. Wisecarver, D. Wood

Northwestern University, Evanston, U.S.A.

S. Bhattacharya, J. Bueghly, O. Charaf, K.A. Hahn, N. Mucia, N. Odell, M.H. Schmitt, K. Sung, M. Trovato, M. Velasco

University of Notre Dame, Notre Dame, U.S.A.

R. Bucci, N. Dev, M. Hildreth, K. Hurtado Anampa, C. Jessop, D.J. Karmgard, N. Kellams, K. Lannon, W. Li, N. Loukas, N. Marinelli, F. Meng, C. Mueller, Y. Musienko³⁶, M. Planer, A. Reinsvold, R. Ruchti, P. Siddireddy, G. Smith, S. Taroni, M. Wayne, A. Wightman, M. Wolf, A. Woodard

The Ohio State University, Columbus, U.S.A.

J. Alimena, L. Antonelli, B. Bylsma, L.S. Durkin, S. Flowers, B. Francis, C. Hill, W. Ji, T.Y. Ling, W. Luo, B.L. Winer

Princeton University, Princeton, U.S.A.

S. Cooperstein, P. Elmer, J. Hardenbrook, S. Higginbotham, A. Kalogeropoulos, D. Lange, M.T. Lucchini, J. Luo, D. Marlow, K. Mei, I. Ojalvo, J. Olsen, C. Palmer, P. Piroué, J. Salfeld-Nebgen, D. Stickland, C. Tully, Z. Wang

University of Puerto Rico, Mayaguez, U.S.A.

S. Malik, S. Norberg

Purdue University, West Lafayette, U.S.A.

A. Barker, V.E. Barnes, S. Das, L. Gutay, M. Jones, A.W. Jung, A. Khatiwada, B. Mahakud, D.H. Miller, N. Neumeister, C.C. Peng, S. Piperov, H. Qiu, J.F. Schulte, J. Sun, F. Wang, R. Xiao, W. Xie

Purdue University Northwest, Hammond, U.S.A.

T. Cheng, J. Dolen, N. Parashar

Rice University, Houston, U.S.A.

Z. Chen, K.M. Ecklund, S. Freed, F.J.M. Geurts, M. Kilpatrick, W. Li, B.P. Padley, R. Redjimi, J. Roberts, J. Rorie, W. Shi, Z. Tu, A. Zhang

University of Rochester, Rochester, U.S.A.

A. Bodek, P. de Barbaro, R. Demina, Y.t. Duh, J.L. Dulemba, C. Fallon, T. Ferbel, M. Galanti, A. Garcia-Bellido, J. Han, O. Hindrichs, A. Khukhunaishvili, E. Ranken, P. Tan, R. Taus

Rutgers, The State University of New Jersey, Piscataway, U.S.A.

A. Agapitos, J.P. Chou, Y. Gershtein, E. Halkiadakis, A. Hart, M. Heindl, E. Hughes, S. Kaplan, R. Kunnawalkam Elayavalli, S. Kyriacou, A. Lath, R. Montalvo, K. Nash, M. Osherson, H. Saka, S. Salur, S. Schnetzer, D. Sheffield, S. Somalwar, R. Stone, S. Thomas, P. Thomassen, M. Walker

University of Tennessee, Knoxville, U.S.A.

A.G. Delannoy, J. Heideman, G. Riley, S. Spanier

Texas A&M University, College Station, U.S.A.

O. Bouhali⁷³, A. Celik, M. Dalchenko, M. De Mattia, A. Delgado, S. Dildick, R. Eusebi, J. Gilmore, T. Huang, T. Kamon⁷⁴, S. Luo, R. Mueller, D. Overton, L. Perniè, D. Rathjens, A. Safonov

Texas Tech University, Lubbock, U.S.A.

N. Akchurin, J. Damgov, F. De Guio, P.R. Duderov, S. Kunori, K. Lamichhane, S.W. Lee, T. Mengke, S. Muthumuni, T. Peltola, S. Undleeb, I. Volobouev, Z. Wang

Vanderbilt University, Nashville, U.S.A.

S. Greene, A. Gurrola, R. Janjam, W. Johns, C. Maguire, A. Melo, H. Ni, K. Padeken, J.D. Ruiz Alvarez, P. Sheldon, S. Tuo, J. Velkovska, M. Verweij, Q. Xu

University of Virginia, Charlottesville, U.S.A.

M.W. Arenton, P. Barria, B. Cox, R. Hirosky, M. Joyce, A. Ledovskoy, H. Li, C. Neu, T. Sinthuprasith, Y. Wang, E. Wolfe, F. Xia

Wayne State University, Detroit, U.S.A.

R. Harr, P.E. Karchin, N. Poudyal, J. Sturdy, P. Thapa, S. Zaleski

University of Wisconsin — Madison, Madison, WI, U.S.A.

M. Brodski, J. Buchanan, C. Caillol, D. Carlsmith, S. Dasu, I. De Bruyn, L. Dodd, B. Gomber, M. Grothe, M. Herndon, A. Hervé, U. Hussain, P. Klabbbers, A. Lanaro, K. Long, R. Loveless, T. Ruggles, A. Savin, V. Sharma, N. Smith, W.H. Smith, N. Woods

†: Deceased

- 1: Also at Vienna University of Technology, Vienna, Austria
- 2: Also at IRFU, CEA, Université Paris-Saclay, Gif-sur-Yvette, France
- 3: Also at Universidade Estadual de Campinas, Campinas, Brazil
- 4: Also at Federal University of Rio Grande do Sul, Porto Alegre, Brazil
- 5: Also at Université Libre de Bruxelles, Bruxelles, Belgium
- 6: Also at University of Chinese Academy of Sciences, Beijing, China
- 7: Also at Institute for Theoretical and Experimental Physics, Moscow, Russia
- 8: Also at Joint Institute for Nuclear Research, Dubna, Russia
- 9: Also at Suez University, Suez, Egypt
- 10: Now at British University in Egypt, Cairo, Egypt
- 11: Now at Cairo University, Cairo, Egypt
- 12: Also at Department of Physics, King Abdulaziz University, Jeddah, Saudi Arabia
- 13: Also at Université de Haute Alsace, Mulhouse, France
- 14: Also at Skobeltsyn Institute of Nuclear Physics, Lomonosov Moscow State University, Moscow, Russia
- 15: Also at Tbilisi State University, Tbilisi, Georgia
- 16: Also at CERN, European Organization for Nuclear Research, Geneva, Switzerland
- 17: Also at RWTH Aachen University, III. Physikalisches Institut A, Aachen, Germany
- 18: Also at University of Hamburg, Hamburg, Germany
- 19: Also at Brandenburg University of Technology, Cottbus, Germany
- 20: Also at Institute of Physics, University of Debrecen, Debrecen, Hungary
- 21: Also at Institute of Nuclear Research ATOMKI, Debrecen, Hungary
- 22: Also at MTA-ELTE Lendület CMS Particle and Nuclear Physics Group, Eötvös Loránd University, Budapest, Hungary
- 23: Also at Indian Institute of Technology Bhubaneswar, Bhubaneswar, India
- 24: Also at Institute of Physics, Bhubaneswar, India
- 25: Also at Shoolini University, Solan, India
- 26: Also at University of Visva-Bharati, Santiniketan, India
- 27: Also at Isfahan University of Technology, Isfahan, Iran
- 28: Also at Plasma Physics Research Center, Science and Research Branch, Islamic Azad University, Tehran, Iran
- 29: Also at Università degli Studi di Siena, Siena, Italy
- 30: Also at Scuola Normale e Sezione dell'INFN, Pisa, Italy
- 31: Also at Kyunghee University, Seoul, Korea
- 32: Also at International Islamic University of Malaysia, Kuala Lumpur, Malaysia

- 33: Also at Malaysian Nuclear Agency, MOSTI, Kajang, Malaysia
- 34: Also at Consejo Nacional de Ciencia y Tecnología, Mexico City, Mexico
- 35: Also at Warsaw University of Technology, Institute of Electronic Systems, Warsaw, Poland
- 36: Also at Institute for Nuclear Research, Moscow, Russia
- 37: Now at National Research Nuclear University ‘Moscow Engineering Physics Institute’ (MEPhI), Moscow, Russia
- 38: Also at St. Petersburg State Polytechnical University, St. Petersburg, Russia
- 39: Also at University of Florida, Gainesville, U.S.A.
- 40: Also at P.N. Lebedev Physical Institute, Moscow, Russia
- 41: Also at California Institute of Technology, Pasadena, U.S.A.
- 42: Also at Budker Institute of Nuclear Physics, Novosibirsk, Russia
- 43: Also at Faculty of Physics, University of Belgrade, Belgrade, Serbia
- 44: Also at INFN Sezione di Pavia ^a, Università di Pavia ^b, Pavia, Italy
- 45: Also at University of Belgrade, Faculty of Physics and Vinca Institute of Nuclear Sciences, Belgrade, Serbia
- 46: Also at National and Kapodistrian University of Athens, Athens, Greece
- 47: Also at Riga Technical University, Riga, Latvia
- 48: Also at Universität Zürich, Zurich, Switzerland
- 49: Also at Stefan Meyer Institute for Subatomic Physics (SMI), Vienna, Austria
- 50: Also at Gaziosmanpasa University, Tokat, Turkey
- 51: Also at Istanbul Aydin University, Istanbul, Turkey
- 52: Also at Mersin University, Mersin, Turkey
- 53: Also at Piri Reis University, Istanbul, Turkey
- 54: Also at Adiyaman University, Adiyaman, Turkey
- 55: Also at Ozyegin University, Istanbul, Turkey
- 56: Also at Izmir Institute of Technology, Izmir, Turkey
- 57: Also at Marmara University, Istanbul, Turkey
- 58: Also at Kafkas University, Kars, Turkey
- 59: Also at Istanbul University, Faculty of Science, Istanbul, Turkey
- 60: Also at Istanbul Bilgi University, Istanbul, Turkey
- 61: Also at Hacettepe University, Ankara, Turkey
- 62: Also at Rutherford Appleton Laboratory, Didcot, United Kingdom
- 63: Also at School of Physics and Astronomy, University of Southampton, Southampton, United Kingdom
- 64: Also at Monash University, Faculty of Science, Clayton, Australia
- 65: Also at Bethel University, St. Paul, U.S.A.
- 66: Also at Karamanoğlu Mehmetbey University, Karaman, Turkey
- 67: Also at Utah Valley University, Orem, U.S.A.
- 68: Also at Purdue University, West Lafayette, U.S.A.
- 69: Also at Beykent University, Istanbul, Turkey
- 70: Also at Bingol University, Bingol, Turkey
- 71: Also at Sinop University, Sinop, Turkey
- 72: Also at Mimar Sinan University, Istanbul, Istanbul, Turkey
- 73: Also at Texas A&M University at Qatar, Doha, Qatar
- 74: Also at Kyungpook National University, Daegu, Korea