


Production Trends, Collaboration, and Main Topics of the Integrative and Complementary Oncology Research Area: A Bibliometric Analysis

Integrative Cancer Therapies
Volume 18: 1–14
© The Author(s) 2019
Article reuse guidelines:
sagepub.com/journals-permissions
DOI: 10.1177/1534735419846401
journals.sagepub.com/home/ict


Jose A. Moral-Munoz, PhD^{1,2} , Lidia Carballo-Costa, MSc³, Enrique Herrera-Viedma, PhD⁴, and Manuel J. Cobo, PhD⁵

Abstract

Background: The prevalence of cancer has increased over time worldwide. Nevertheless, the number of deaths has been reduced during the past 2 decades. Thus, one-third of the cancer patients are users of complementary and alternative therapies, looking for other types of interventions. The main aim of the present study is to understand the current status of the research in integrative and complementary oncology. Three different aspects were analyzed: production trends, country collaboration, and leading research topics. **Methods:** The dataset was obtained from the documents indexed under the Integrative and Complementary Medicine category of the Web of Science database from 1976 to 2017. VOSviewer and SciMAT software were employed to perform the bibliometric analysis. **Results:** The *Journal of Ethnopharmacology*, China Medical University and the People's Republic of China are the leading producers in the field. Regarding the collaboration, the United States and China present a close connection. The scientific community is focused on the following topics: apoptosis, breast cancer, oxidative stress, chemotherapy, and nuclear factor-Kappa-B (NF-Kappa-B). **Conclusions:** The present article shows potentially important information that allows understanding of the past, present, and future of research in integrative and complementary oncology. It is a useful evidence-based framework on which to base future research actions and academic directions.

Keywords

integrative oncology, complementary oncology, integrative medicine, alternative medicine, scientometrics, bibliometrics

Submitted December 9, 2018; revised March 26, 2019; accepted March 31, 2019

Introduction

According to the Global Burden of Diseases,¹ neoplasms changed from the third to the second position from 1990 to 2016 in term of the number of deaths and from fifth to third in disability-adjusted life years (DALYs). Nonetheless, over the past 2 decades, there was a reduction in the mortality rate among some cancer patients.² This growing group of survivors suffers a reduction in quality of life because of comorbidities, and many could die because of treatment-associated side effects.³ Thus, new integrative practices are being applied in the treatment of the comorbidities related to cancer. Accordingly, complementary and alternative medicine (CAM) therapies are being used by approximately one-third of cancer patients.⁴ Furthermore, patients have shown the desire to receive CAM therapies or are receiving them. However, these patients rarely communicate this information

to their primary care physicians.⁵ Thus, the patients' interest in CAM could reflect the necessity to cover some aspects not covered by common practice, such as coping with the disease

¹Department of Nursing and Physiotherapy, University of Cádiz, Cádiz, Spain

²Institute of Research and Innovation in Biomedical Sciences of the Province of Cádiz (INIBICA), University of Cádiz, Cádiz, Spain

³Department of Physiotherapy, Medicine and Biomedical Sciences, University of A Coruña, Campus de A Coruña, A Coruña, Spain

⁴Department of Computer Science and Artificial Intelligence, University of Granada, Granada, Spain

⁵Department of Computer Science and Engineering, University of Cádiz, Cádiz, Spain

Corresponding Author:

Jose A. Moral-Munoz, Department of Nursing and Physiotherapy, Faculty of Nursing and Physiotherapy, University of Cádiz, Avda. Ana de Viya, 52, Cádiz, 11009, Spain.

Email: joseantonio.moral@uca.es



and fear of death.⁶ Therefore, the development of analysis using an evidence-based approach longitudinally and historically could aid scientists and health care providers to not only provide evidence-based practice but also help guide studies that could be built on the model of existing scientific support for the future.⁷

The use of scientometrics can facilitate the analysis of the integrative and complementary oncology (ICO) research field.⁸⁻¹⁰ Some notable publications have analyzed the CAM field. Danell and Danell¹¹ examined the evolution of scientific production in academic journals from 1966 to 2007. Fu et al¹² analyzed the document types and the geographical and institutional distribution of the authorship from 1980 to 2009. Tam et al¹³ identified the most frequently cited articles published in the journals indexed in the Integrative and Complementary Medicine Web of Science (WoS) subject category. Wieland et al¹⁴ analyzed the Cochrane Complementary Medicine Field specialized register for controlled trials from a bibliometric and content perspective. Moral-Munoz et al¹⁵ described the thematic evolution of CAM in the Integrative and Complementary Medicine WoS subject category. Zyoud et al¹⁶ analyzed the scientific production of the Arab world in CAM. Huang et al¹⁷ performed an analysis of the literature of traditional Chinese medicine in PubMed.

Furthermore, several articles related to scientific production in cancer were published. Ugolini et al¹⁸ analyzed the scientific output in cancer rehabilitation. Hack et al¹⁹ conducted a citation analysis of Canadian psycho-oncology and supportive care. Thonon et al²⁰ explained the trends and evolution of French cancer research. Powell et al²¹ evaluated the 100 most influential articles in gastric cancer. Singh et al²² mapped the breast cancer research in India. Foley et al²³ performed an analysis of the 100 most cited articles in esophageal and junctional cancer. Bras et al²⁴ conducted a scientometric study of the oncology research produced by Portugal in the late 20th century. However, a detailed scientific analysis of the ICO research using bibliometrics and science mapping has yet to be undertaken.

Based on this background, this article offers an overview of the status of research in the ICO field. Through the results obtained, the reader can identify who, where, and what is being researched worldwide. The main aim of this article is to analyze the publication trends and collaboration networks and to identify the main topics of ICO research field using the documents published in the Integrative and Complementary Medicine category of the WoS database from 1976 to 2017 for Science Mapping Analysis (SMA).

Material and Methods

Sample

The set of documents was obtained from the list of journals included into the Integrative and Complementary Medicine category of the Journal Citation Report (JCR) 2016 through

the WoS database to perform the proposed bibliometric analysis. The WoS database was used to identify the core of documents that compound the research topic since it was suggested to index the most relevant documents of the different research areas. Furthermore, this database is employed as the primary criterion in academic decisions.^{25,26} The terms referred to cancer were selected from the Medical Subject Heading (MeSH): neoplasm, tumor, neoplasia, and cancer. Then, the following search strategy was employed:

$$TS = (\text{neoplasm\$ OR tumor\$ OR neoplasia OR cancer\$}) \\ \text{AND } SU = (\text{Integrative \& Complementary Medicine})$$

This query retrieved 8406 documents (7597 articles and 809 reviews) from 1976 to 2017. Citation counts up to February 2018 were also included.

Production Trends

All the articles referring to ICO in the period 1976-2017 were assessed according to the following criteria: journals, institutions, and countries. In addition, leading to further comprehension of global trends, these analyses were performed by dividing the whole period into 3 different subperiods²⁷: (a) preliminary development, (b) fast development, and (c) Consolidated development. This division is based on the visual representation of the field production over time. The first subperiod is established until the year when the number of publications starts to increase. The second subperiod is established from the end of the first subperiod until the last year before a decrease in production. The last subperiod is considered from the end of the second subperiod until the last year studied. Moreover, it is important to highlight that each document was considered by all authors' institutions and countries, not the first or corresponding author only.

Furthermore, the Relative Priority Index (RPI)^{28,29} was applied to analyze the relative production of a country taking into account the world publications. The RPI is defined as

$$RPI = ((a / b)) / ((c / d)) \times 100$$

where

- a = number of publications of country C in field F;
- b = number of publications of country C in all fields;
- c = number of publications of all countries in field F;
- d = number of publications of all countries in all fields.

RPI = 100 shows that the research priority of a country is average compared with the remaining countries. If RPI > 100, the priority is higher than the average; if RPI < 100, priority is lower than the average.

To complete the trend analysis, a stacked bar graph with the documents published by the top 10 countries in each

quartile ranking of the WoS (based on 2016 impact factor) was built. It is important to highlight that documents published in 2017 were not included in this analysis.

Collaboration Analysis

The VOSviewer software³⁰ was used to obtain information about the collaboration among countries and produce a map representing the countries coauthorship. In other words, countries are connected based on the number of publications they have authored together.³¹ The bibliographic data of the sample were analyzed using the full counting method, which implies that the overall weight of a publication is equal to the number of authors of the publication.³² We use the full counting method following the criteria of its best understanding. All the authors as well as the affiliations that they declare in the article are taken into account for the analysis. In this network, each node represents a country. A shorter distance between 2 nodes means a stronger relationship. The locations of the nodes are determined using the visualization of similarities (VOS) technique.³³ By default, VOSviewer also assigns the nodes to clusters, which are sets of closely related nodes. In this work, the node size depends on the number of documents that each country has coproduced, and the color reflects the received citations. A minimum of 20 documents was established to be represented. VOSviewer provides different types of representations but the overlay visualization where the color of a node indicates a particular property of the node, was selected.³¹ In this case, the color is related to the number of received citations.

Research Topic Identification

The method³⁴ and software SciMAT³⁵ were used to perform the topic identification. A deduplicating process was applied to improve the data quality (the authors' keywords and the WoS keywords plus were used as the unit of analysis). Words representing the same concept were grouped. Furthermore, some meaningless keywords, such as stop words or words with general meaning were removed (eg, disease, outcomes, or system).

Next, 3 phases established by SciMAT were employed to analyze the main topics³⁶:

1. *Research Theme Detection.* A normalized bibliometric co-word network of keyword co-occurrence is first built³⁷ using the equivalence index³⁸ as a similarity measure. Then, clustering of keywords into topics/themes using simple centers algorithm³⁹ is detected. This keyword clustering corresponds to centers of interest and/or research problems that are the object of significant interest among researchers.
2. *Low-Dimensional Space Layout of Research Themes.* A spatial layout of research themes is achieved by plotting each research theme using a

2-dimensional strategic diagram based on their centrality (degree of interaction of the research theme with other research themes) and density (internal strength of a research theme) rank values.³⁸ Once the research themes are mapped into a 2-dimensional space, they can be classified into 4 groups^{35,40}: (a) Motor: Themes appearing in the upper-right quadrant are classified as motor themes and are considered to be well developed and essential for the structuring of a research field; (b) Basic and transversal: Themes appearing in the lower-right quadrant are classified as basic and transversal and are considered to be relevant for a research field but are not yet developed; (c) Emerging or declining: Themes that appear in the lower-left quadrant are classified as emerging or declining and are considered to be weakly or marginally developed; and (d) Highly developed and isolated: Themes that appear in the upper-left quadrant are categorized as highly developed and isolated and are considered to be well developed but of marginal importance for the field. In this spatial representation, topics are visualized as spheres, in which volume is proportional to the number of documents associated with each one. The number of citations associated with each topic is also depicted in brackets.

3. *Performance Analysis.* The relative contribution of the research themes and thematic areas to the whole research field is measured quantitatively and qualitatively. The most prominent, productive and highest-impact subfields may be identified. The following bibliometric indicators are applied to the different detected themes and thematic areas to achieve this task: number of published documents, number of received citations, and h-index.^{41,42}

Furthermore, a stacked bar graph was built to show the relative interest of the top 10 countries on the different topics detected. In this graph, the size of the colored bars is related to the relative interest on the theme; the number inside the bar corresponds to the total documents published in a theme by a country. Thus, the different research interest of the analyzed countries is easily recognizable.

Results

Production and Leading Actors

As previously mentioned, the study was performed with a collection of 8406 documents from 1976 to 2017. The distribution is shown in Figure 1, which is described as an exponential growth according to the number of documents published. The divisions established according to the distribution will be used in the remainder of the trends analysis. On the other hand, it is interesting to highlight the

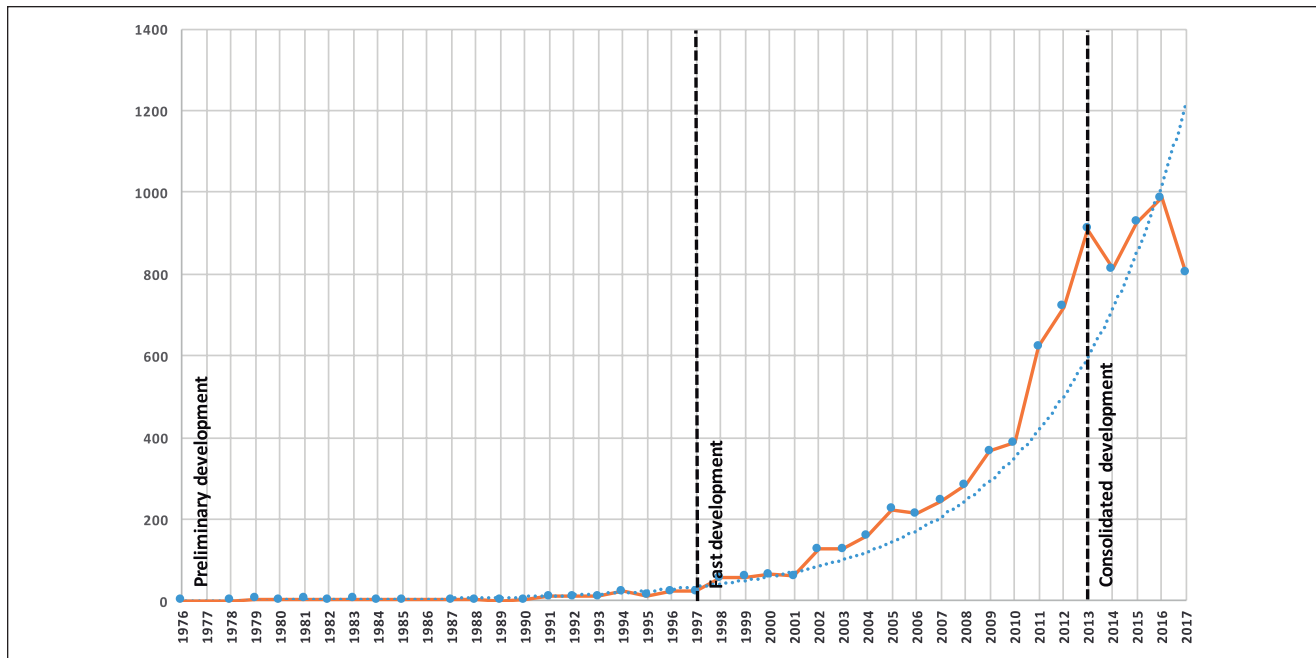


Figure 1. Distribution and evolution of documents on Integrative and Complementary Oncology research in Web of Science (WoS) database; dots indicate the number of documents in each year, and the dashed line establishes the different periods.

maximum production peak, reaching almost 10 000 documents in 2016.

Furthermore, to discover the leading scientific producers in ICO field, several tables were obtained to show the most productive journals, institutions, and countries (Tables 1, 2, and 3, respectively).

In view of the information provided in Table 1, the leading journal is the *Journal of Ethnopharmacology*. If we look at the different periods, it seems to have a clear predominance in the fast development and whole period. Nevertheless, it is important to highlight that there were fewer indexed journals in the preliminary development period compared with the remaining periods. Therefore, the *Journal of Ethnopharmacology* could be considered as a “classical journal” that leads the ICO field in conjunction with *Planta Medica*, *Phytomedicine*, and the *American Journal of Chinese Medicine*. It is also remarkable that approximately 50% of the documents published in the fast development period are concentrated in three different journals: the *Journal of Ethnopharmacology*, *Evidence-Based Complementary and Alternative Medicine*, and *Planta Medica*. *Evidence-Based Complementary and Alternative Medicine* leads the consolidated period followed by the *BMC Complementary and Alternative Medicine* and the *Journal of Ethnopharmacology*. In this way, it is interesting to highlight the growing production of the *BMC Complementary and Alternative Medicine*, which moves from seventh-ranked in the second period to second-ranked in the third period and fourth-ranked in the overall rank.

Analyzing the leading institutions that produce research in ICO field (Table 2), the primacy of the China Medical University (China) is evident. It is first-ranked in the fast

and consolidated development periods and is also the leader in the total ranking. It does not appear in the preliminary development period, but this finding is likely due to the reduced number of journals indexed in WoS in that period.

On the other hand, in the preliminary development period, 2 institutions could be highlighted as preliminary producers: the Heart Disease Research Foundation (USA) and the University of Illinois (USA). Furthermore, in the fast development period, the primary production is concentrated in the China Medical University (China) and the Kyung Hee University (South Korea). Finally, as the consolidated development period comes into play, the Shanghai University of Traditional Chinese Medicine (China) is second-ranked. However, in the total ranking, it is the third-ranked and preceded by the Kyung Hee University (South Korea) and the China Medical University (China). At a glance, the ICO research production, with the exception of the preliminary development period, is dominated by Asian institutions, specifically by China and South Korea. Only the University Putra Malaysia (Malaysia) among the other Asian countries has been able to position itself among the 10 institutions most productive in the last period.

When the country level is analyzed (Table 3), the United States appears as the second-ranked with 16.99% of the total production. China is the leader with approximately 1000 more documents (28.30% of the total). South Korea follows with 11.38% of the total. This ranking is also maintained in the fast and consolidated development periods. As a general perception, although Asian countries dominate the production, the presence of some European (Germany and England), South American (Brazil), Oceania (Australia), and North

Table 1 . Analysis of the Production of the Top 10 Journals From 1976 to 2017.

Rank	1976-1997			1998-2013			2014-2017			Total		
	Journal	No. of Documents	%	Journal	No. of Documents	%	Journal	No. of Documents	%			
1	Planta Medica	60	40.54	Journal of Ethnopharmacology	888	19.20	Evidence-Based Complementary and Alternative Medicine	590	16.73	Journal of Ethnopharmacology	1430	17.22
2	Journal of Ethnopharmacology	29	19.60	Evidence-Based Complementary and Alternative Medicine	676	14.61	BMC Complementary and Alternative Medicine	539	15.28	Evidence-Based Complementary and Alternative Medicine	1266	15.25
3	American Journal of Chinese Medicine	24	16.22	Planta Medica	667	14.42	Journal of Ethnopharmacology	513	14.55	Planta Medica	902	10.86
4	Acupuncture Electro Therapeutics Research	15	10.14	Phytomedicine	369	7.98	Phytomedicine	266	7.54	BMC Complementary and Alternative Medicine	787	9.48
5	Phytomedicine	11	7.43	Integrative Cancer Therapies	290	6.27	Integrative Cancer Therapies	212	6.01	Phytomedicine	646	7.78
6	Journal of Manipulative and Physiological Therapeutics	9	6.08	Journal of Alternative and Complementary Medicine	281	6.07	Planta Medica	172	4.88	Integrative Cancer Therapies	502	6.05
7	N/A			BMC Complementary and Alternative Medicine	248	5.36	American Journal of Chinese Medicine	163	4.62	American Journal of Chinese Medicine	418	5.03
8	N/A			American Journal of Chinese Medicine	231	4.99	Chinese Journal of Natural Medicines	113	3.20	Journal of Alternative and Complementary Medicine	345	4.16
9	N/A			Chinese Journal of Integrative Medicine	138	2.98	Chinese Journal of Integrative Medicine	111	3.15	Chinese Journal of Integrative Medicine	249	2.10
10	N/A			Alternative Therapies in Health and Medicine	88	1.90	African Journal of Traditional Complementary and Alternative Medicines	80	2.27	Chinese Journal of Natural Medicines	153	1.84

Abbreviation: N/A, not applicable.

Table 2. Analysis of the Production of Institutions From 1976 to 2017.

Rank	Institution	1976-1997			1998-2013			2014-2017			Total		
		No. of Documents	%	Institution	No. of Documents	%	Institution	No. of Documents	%	Institution	No. of Documents	%	Institution
1	Heart Disease Research Foundation (USA)	10	6.76	China Medical University (China)	160	3.46	China Medical University (China)	96	2.72	China Medical University (China)	256	3.08	
2	University of Illinois (USA)	6	4.05	Kyung Hee University (South Korea)	132	2.85	Shanghai University of Traditional Chinese Medicine (China)	85	2.41	Kyung Hee University (South Korea)	207	2.49	
3	Kyoto Prefectural University of Medicine (Japan)	4	2.70	Taipei Medical University (China)	77	1.67	Kyung Hee University (South Korea)	75	2.13	Shanghai University of Traditional Chinese Medicine (China)	137	1.65	
4	National College of Chiropractics (USA)	4	2.70	Chinese Academy of Sciences (China)	73	1.58	Beijing University of Chinese Medicine (China)	73	2.07	Taipei Medical University (China)	125	1.51	
5	Tokyo Medical and Dental University (Japan)	4	2.70	Wonkwang University (South Korea)	69	1.49	China Pharmaceutical University (China)	72	2.04	Chinese Academy of Sciences (China)	116	1.40	
6	University of Toyama (Japan)	4	2.70	Kaohsiung Medical University (China)	63	1.36	China Academy of Chinese Medical Science (China)	69	1.96	China Academy of Chinese Medical Science (China)	115	1.39	
7	University of Groningen (The Netherlands)	4	2.70	National Yang-Ming University (China)	61	1.32	Nanjing University of Chinese Medicine (China)	68	1.93	China Pharmaceutical University (China)	114	1.37	
8	Deutsch Krebsforschungszentrum (Germany)	3	2.03	Chinese University of Hong Kong (China)	60	1.30	Korea Institute of Oriental Medicine (South Korea)	48	1.36	Beijing University of Chinese Medicine (China)	101	1.22	
9	Meiji Pharmaceutical University (Japan)	3	2.03	Seoul National University (South Korea)	59	1.28	Taipei Medical University (China)	48	1.36	China Medical University Hospital (China)	99	1.19	
10	University of Liege (Belgium)	3	2.03	China Medical University Hospital (China)	56	1.21	University Putra Malaysia (Malaysia)	48	1.36	National Yang-Ming University (China)	96	1.16	

Table 3. Analysis of the Production of Countries From 1976 to 2017.

Rank	1976-1997				1998-2013			2014-2017			Total		
	Country	No. of Documents	%	Country	No. of Documents	%	Country	No. of Documents	%	Country	No. of Documents	%	
#1	USA	45	30.41	China	1,051	22.72	China	1,291	36.60	China	2,350	28.30	
#2	Japan	33	22.30	USA	930	20.10	USA	436	12.36	USA	1,411	16.99	
#3	India	15	9.46	South Korea	516	11.15	South Korea	425	12.05	South Korea	945	11.38	
#4	Germany	9	6.08	Taiwan	451	9.75	Taiwan	231	6.55	Taiwan	690	8.31	
#5	China	8	5.41	Germany	312	6.74	India	181	5.13	Germany	483	5.82	
#6	Taiwan	8	5.41	India	279	6.03	Germany	162	4.59	India	474	5.71	
#7	Belgium	5	3.38	Japan	242	5.23	Malaysia	132	3.74	Japan	366	4.41	
#8	Netherlands	5	3.38	England	138	2.98	Brazil	120	3.40	Brazil	250	3.01	
#9	Hong Kong	4	2.70	Brazil	130	2.81	Australia	97	2.75	Malaysia	242	2.91	
#10	South Korea	4	2.70	Canada	125	2.70	Japan	91	2.58	England	209	2.52	

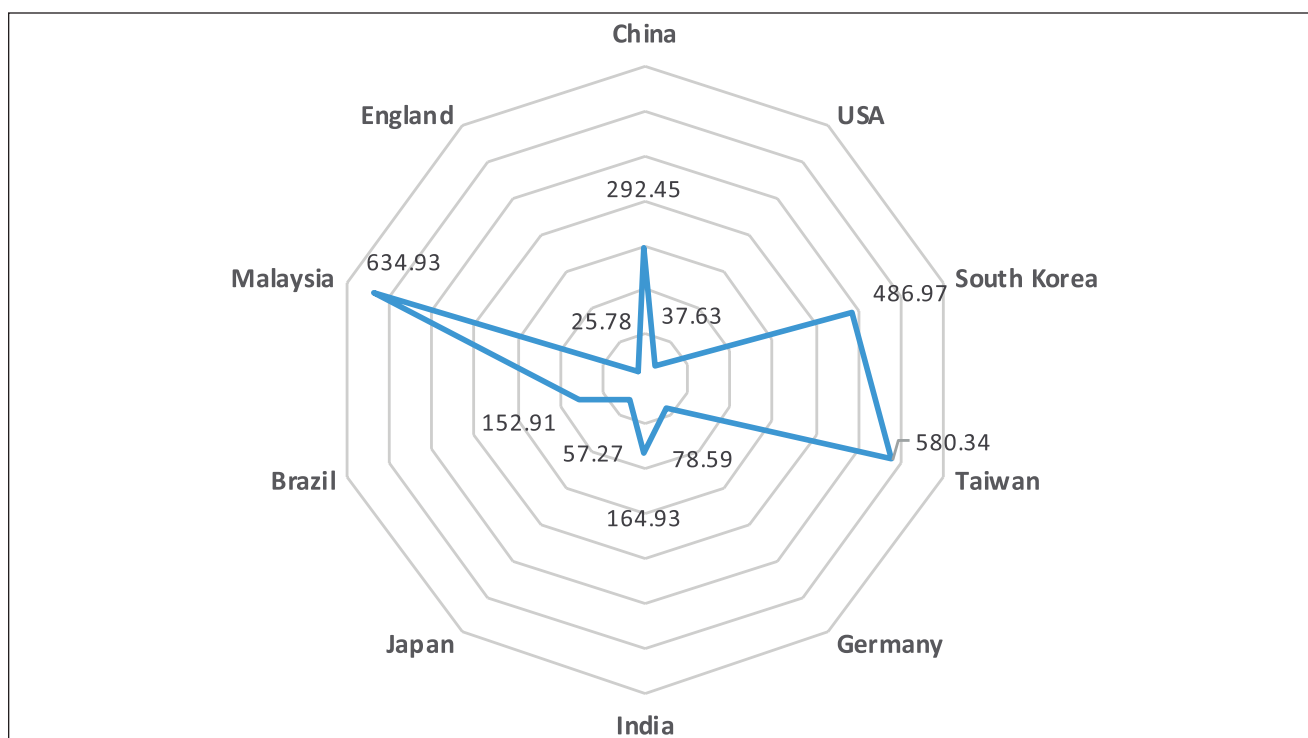


Figure 2. Relative Priority Index of the top 10 countries; the values obtained by each country are presented at the edges.

American (Canada) countries is remarkable. Furthermore, as shown in Figure 2, the countries with the highest RPI are Malaysia, Taiwan, and South Korea. Nonetheless, it is notable that China has a higher RPI than the United States, so this finding confirms not only higher production but also higher relative interest.

Figure 3 shows a stacked bar graph with the documents published by the top 10 countries in each quartile ranking of the WoS. According to the results, India is the country with a higher percentage of Q1 (greater than 60%) followed by Brazil (60%), Malaysia, and South

Korea (almost 60%). China has approximately 80% of its production in Q1 and Q2, representing approximately 40% in each group. In contrast, the United States has a higher proportion of documents published in Q2 than in Q1.

Collaboration

The scientific collaboration relationships among the leading producers’ countries from 1976 to 2017 are shown in Figure 4. Primary production is concentrated in China, the

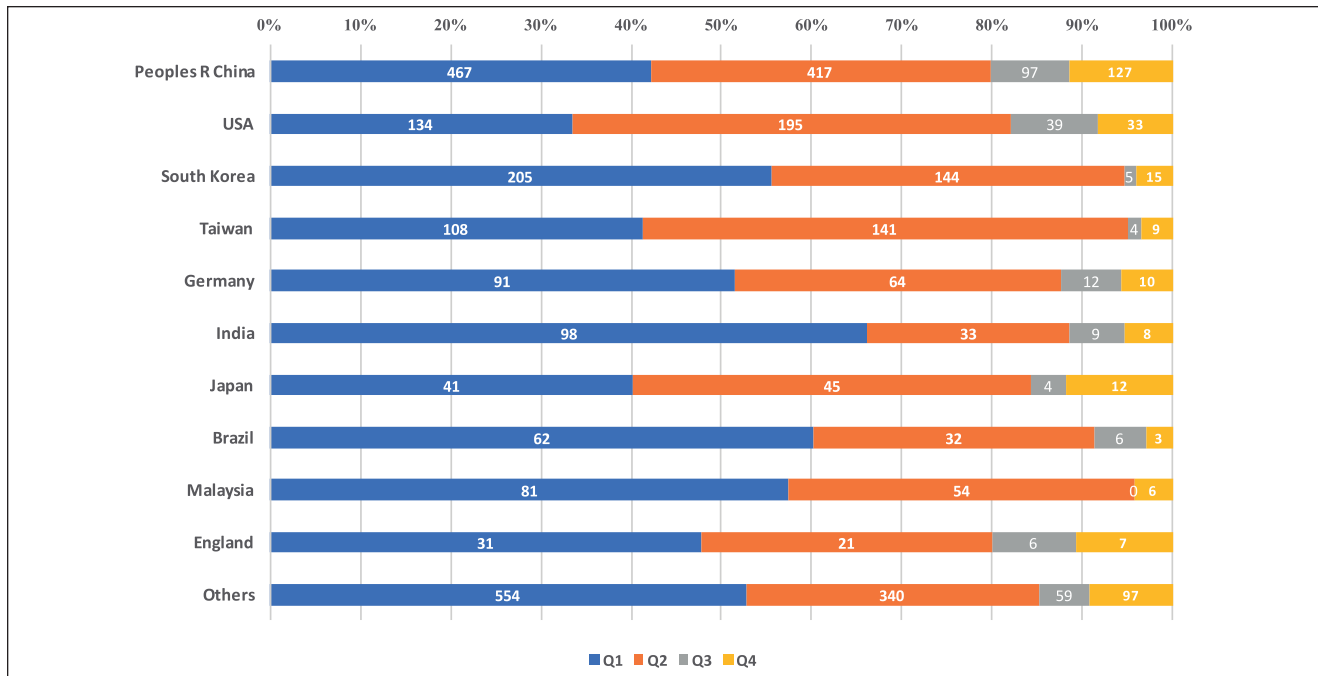


Figure 3. Documents published by the top 10 countries in each quartile ranking of the Web of Science (WoS).

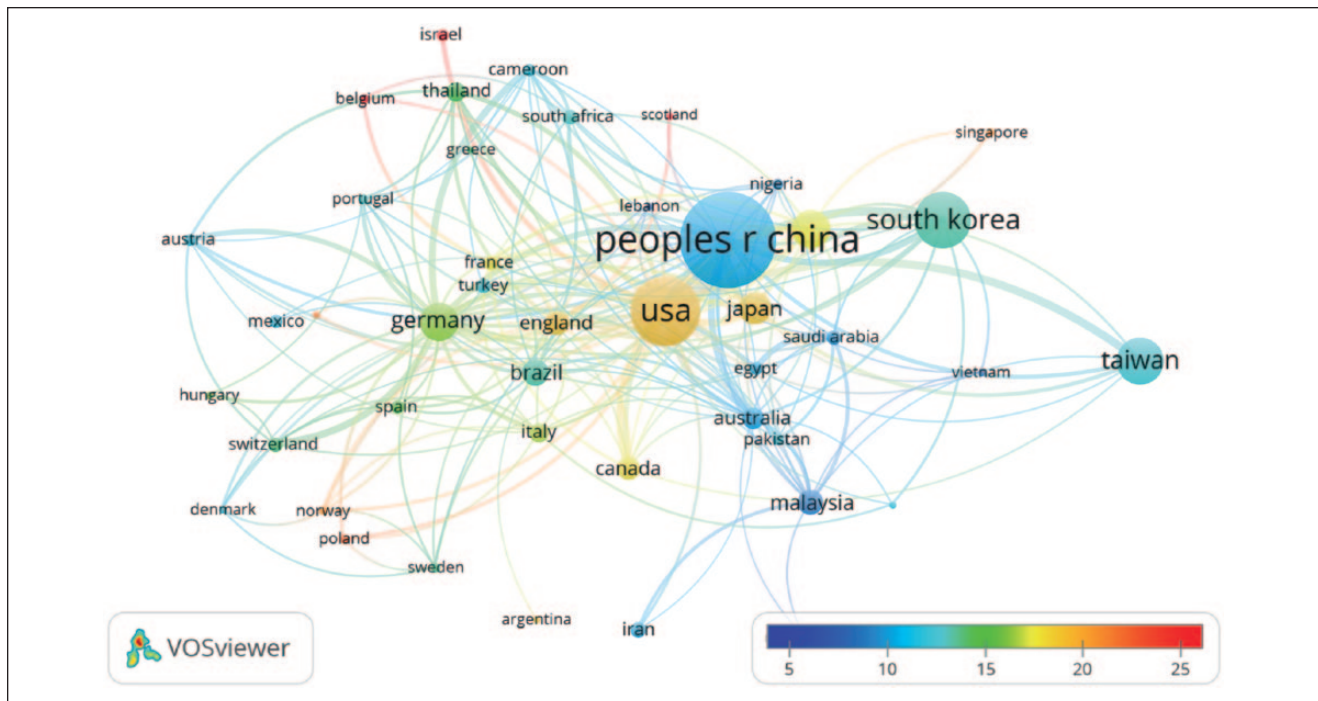


Figure 4. Country collaborations in the integrative and complementary oncology (ICO) research field; the size of the spheres is related to the number of documents, and the color reflects the received citations.

United States, and South Korea, and a close collaboration is maintained among these. Nonetheless, based on the map, the citations received are not directly related to the number of publications. At a glance, the United States and Japan

received a higher number of citations than China, South Korea, or Taiwan. Conversely, Belgium, Israel, and Scotland, with a lower number of documents, received more cites.

Topics

As previously mentioned, a strategic diagram (Figure 5) was obtained, showing 5 major themes, including apoptosis, breast cancer, oxidative stress, chemotherapy, and nuclear factor-Kappa-B (NF-Kappa-B), that reflect the principal topics of the set of documents that compounds the ICO research field. A more in-depth analysis will be performed in the discussion section.

In Figure 6, a stacked bar graph is shown representing the relative interest of the top 10 and the remaining countries on the 17 themes detected in the strategic diagram.

Discussion

In this bibliometric study, the results of publication on the topic of ICO indexed in WoS from 1976 to 2017 are presented. According to the obtained results, some aspects related to the ICO research field should be noted.

First, *Journal of Ethnopharmacology* is the predominant journal during the entire period. It could be considered as a “classical journal” within the ICO and CAM fields.¹² It is the journal that contributes the most relevant articles to the development of the ICO field followed by the *Journal of Alternative and Complementary Medicine*, *Complementary Therapies in Medicine*, and *Integrative Cancer Therapies*. These findings contrast with the overall ranking based on the number of documents (Table 1), where the *Journal of Alternative and Complementary Medicine* is eighth-ranked, *Integrative Cancer Therapies* is sixth-ranked, and *Complementary Therapies in Medicine* does not even appear in the top 10. Nonetheless, it must be noted that the articles of each journal started indexing in different years: *Journal of Ethnopharmacology* in 1997, *Journal of Alternative and Complementary Medicine* in 2000, *Complementary Therapies in Medicine* in 2002, and *Integrative Cancer Therapies* in 2008. Therefore, the most important articles are not always published in the most productive journals, and the considerable growth of *Integrative Cancer Therapies* is noteworthy.

A similar trend occurs with the analysis of countries. While the most productive countries are China, the United States, and South Korea, as represented in the collaboration map (Figure 4), these countries do not receive more citations. It is remarkable that the United States received more cites than China with approximately 1000 fewer documents. This finding also contrasts with the findings shown in Figure 3, where the United States has a reduced percentage of documents in Q1 proportionally. China has approximately 10% more documents in this quartile. Nonetheless, the Chinese production indexed in WoS has mainly accumulated since 2000s,¹² so these findings have to be taking with caution.

Furthermore, considering the map, the countries receiving more citations according to their production are Belgium, Israel, and Scotland. Thus, there is not a direct relation between publication and citations. This situation was previously addressed in the literature.^{12,43} Furthermore, it is interesting to highlight that China and the United States do not obtain the highest RPI. Malaysia, Taiwan, and South Korea have the highest RPI. These countries make a higher effort in research in this topic. It is interesting to highlight the collaboration of the USA with Asian countries, specifically with China, South Korea, and Japan. Non-Asiatic countries are closer to these countries.

Additionally, by looking at the main topics detected in Figure 5 and the relative contribution of each country to each topic in Figure 6, several observations can be made. Regarding *major themes*, the theme *Apoptosis* is composed of several relevant articles^{44,45} related to the study of the effect of different medicinal plants in the destruction process of damaged cells, such as tumor cells. Although China has more documents published in this theme, Malaysia has a higher relative effort. Taking into account the theme *Oxidative Stress*, which is related to free radicals and antioxidant defenses (main actors in inflammatory processes), some important papers comprise its core.^{46,47} China has articles published in this topic, but Japan has the highest relative interest since it has a higher percentage of documents published in this topic. Furthermore, the theme of *Breast Cancer* is composed of several relevant articles⁴⁸⁻⁵² mainly focused on the treatment of the cancer-related symptoms, highly researched also in the literature.⁵³ This finding is entirely in concordance with the social and economic repercussion of the breast cancer condition,⁵⁴ since it ranks second (15.4%) among cancer deaths after lung cancer in the developed nations. England has the highest relative interest in this theme. Nonetheless, the United States is the leading producer. According to Boon et al,⁵⁵ greater than 80% of women with breast cancer report the use of CAM therapies. Regarding the theme *NF-Kappa-B*, it involves the anti-inflammatory process and adequate control of DNA transcription. Consequently, regarding cellular responses to different stimuli, this topic is also relevant to the ICO field. Regarding the interest of the countries in this theme, South Korea has a higher relative interest, and China is the leading producer. Two of the articles identified as relevant^{56,57} constitute this theme and are related to the use of medicinal plants to mediate in the inflammatory reaction. Overall, although the theme does not appear in the strategic diagram, the majority of the topics are related to herbal medicine. This finding supports previous findings in which the dominance of herbal medicine in CAM research field was stated.¹⁵ In addition, 2 different studies within the theme *Chemotherapy*^{58,59} analyze the benefits and uses of the CAM therapies in the chemotherapy intervention, such as acupuncture, mind-body interventions, and medicinal

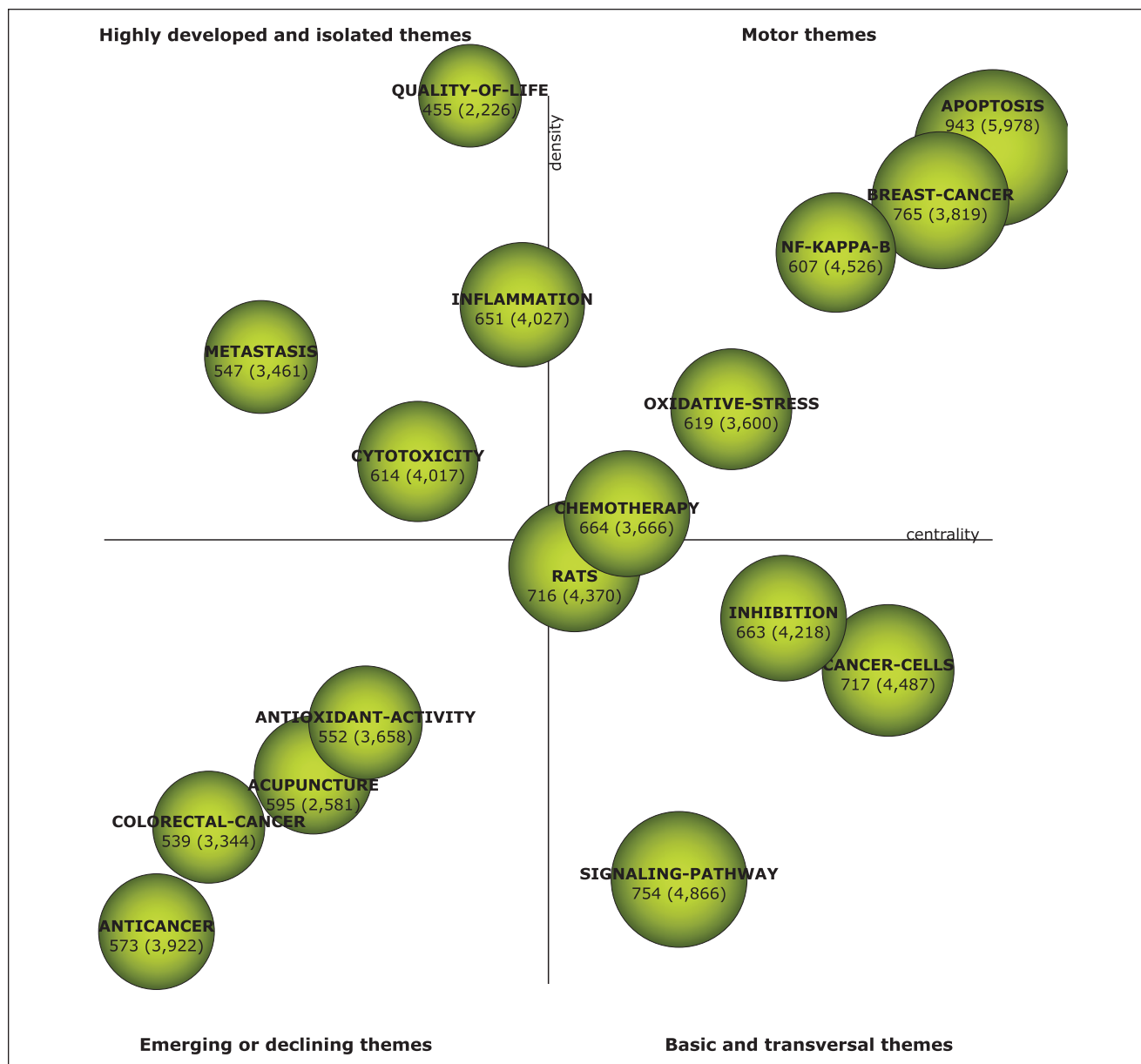


Figure 5. Strategic diagram of the main topics detected in integrative and complementary oncology (ICO) for the period 1976-2017; the size of the spheres is related to the number of documents.

plants. In this theme, China is the leading producer, and England has the highest relative interest. Finally, from the themes classified as *emerging or declining*, it is important to underline the themes of *Acupuncture* and *Colorectal Cancer*. Several meta-analyses were published in the recent literature addressing the benefits of the use of acupuncture in cancer-related symptoms.^{60,61} Moreover, different meta-analyses were also published about CAM and colorectal cancer.^{62,63} The presence of these meta-analyses denotes the scientific support of some CAM therapies through the highest level of the evidence pyramid.⁶⁴ Finally, concerning the

research interests of the top 10 countries, China is the leading producer and the country with the highest relative interest in *Colorectal Cancer*. Moreover, although China is the leading producer in the *Acupuncture* theme, England has the highest relative interest.

Given that all the analyzed aspects have been reported, an overall perspective of the research field is needed. The therapies related to the ICO research field are strongly related to traditional Oriental medicine, and this issue is notable given the high presence of Asian countries and institutions investing resources and time in this field.

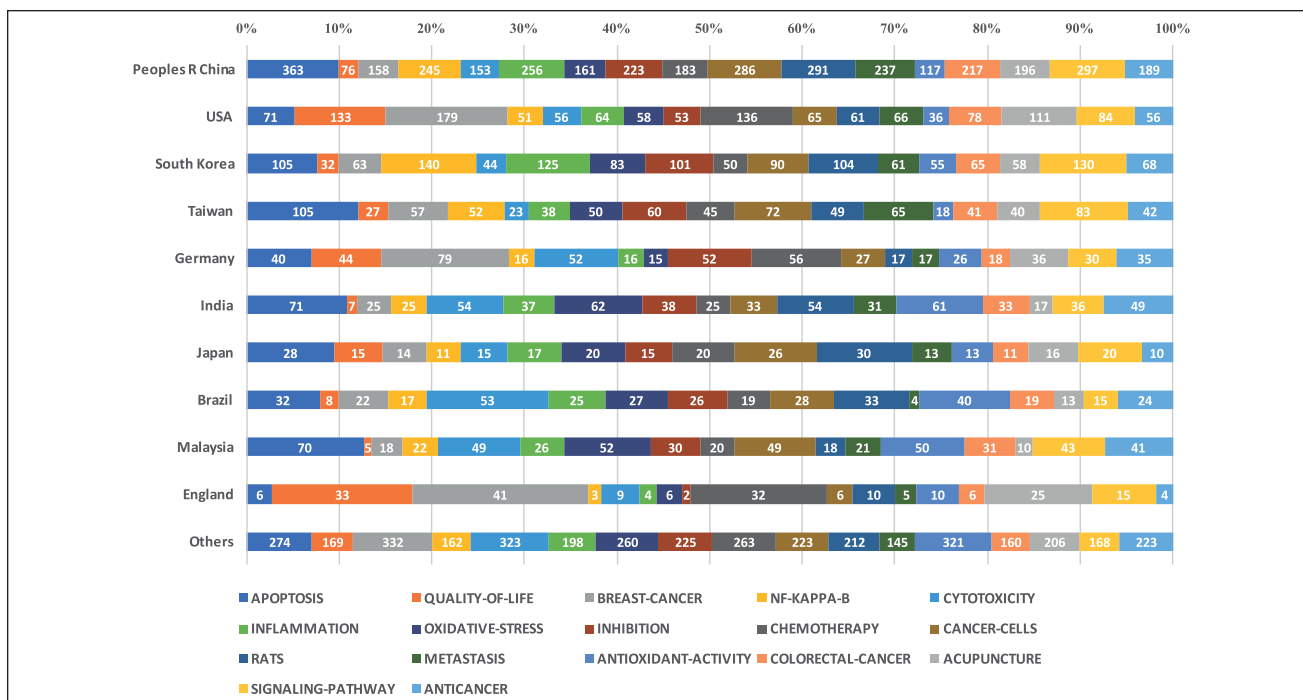


Figure 6. Production of the top 10 countries in each of the 17 themes detected.

Furthermore, the research is focused on 2 of the most important types of cancer: breast and colorectal cancers. Among all the CAM therapies, acupuncture seems to be attracting the scientific attention. It is noteworthy that the first document that describes and organizes the system of diagnosis and treatment dates from approximately 100 BC.⁶⁵

Moreover, there is a large thematic area related to the effect of the CAM therapies on the cellular processes that occur in tumor growth or removal. Specifically, scientific attention given to inflammation processes, the effect of chemotherapy that promotes several cellular changes, and the physiological mechanisms to fight against the tumor are remarkable. Finally, although in our study the theme *Quality of Life* appears as an isolated theme, it is logical to think that in the future, research in this topic will increase due to the growing number of cancer survivors.²

Considering the different issues previously discussed, a better understanding of the social and cognitive structure of the ICO research field allows us to understand the development of the field itself as well as identify its main historical actors and other research foci. In this sense, these results could help the administrative authorities to better plan funding allocations, taking into account those consolidated actors and emerging topics. In addition, the identification of the collaboration networks, leading countries, and institutions can support several academic decisions, facilitating the identification of potential new collaborations and promoting synergistic scientific activities in different regions

of the world. In the end, this study provides an evidence-based framework in which the different actors of scientific dissemination can make decisions and promote new research lines.

Although the present study provides exciting findings, some limitations have to be addressed. First, the use of WoS limits the analysis to the perspective of the documents indexed in this database. Furthermore, document selection was based on the *Integrative and Complementary Medicine* WoS category, and some papers could be indexed in other categories. Conversely, a systematic approach using the most relevant bibliometric procedures was applied, obtaining an overview of the evolution of the ICO research field.

Conclusion

In recent years, the quantity of CAM therapies users has increased given that these research topics are attracting the interest of the research community. Therefore, it is important to identify the leading producers of the knowledge in this field and themes that are the focus of the attention. The field is led by China from a country perspective and China Medical University on an institutional level. Nevertheless, although the primary scientific producer in ICO is China, which also has a higher percentage of documents published in Q1, the United States receives a higher quantity of citations. In contrast, Malaysia, Taiwan, and South Korea make a higher effort in research in this topic. The primary topics

attracting the attention are apoptosis, breast cancer, oxidative stress, chemotherapy, and NF-Kappa-B. These results provide potentially relevant information to help understand the past, present, and future of the ICO field. This study proposes an evidence-based framework on which to base future research lines and academic decisions.

Declaration of Conflicting Interests

The author(s) declared no potential conflicts of interest with respect to the research, authorship, and/or publication of this article.

Funding

The author(s) disclosed receipt of the following financial support for the research, authorship, and/or publication of this article: The authors want to thank the support of FEDER funds (TIN2016-75850-R) and University of Cádiz project (PR2017-038).

ORCID iD

Jose A. Moral-Munoz  <https://orcid.org/0000-0002-6465-982X>

References

- Institute for Health Metrics and Evaluation (IHME). *GBD Compare Data Visualization*. Seattle, WA: University of Washington; 2015.
- Caro-Moran E, Fernandez-Lao C, Galiano-Castillo N, Cantarero-Villanueva I, Arroyo-Morales M, Díaz-Rodríguez L. Heart rate variability in breast cancer survivors after the first year of treatments: a case-controlled study. *Biol Res Nurs*. 2016;18:43-49.
- Cho H, Mariotto AB, Mann BS, Klabunde CN, Feuer EJ. Assessing non-cancer-related health status of US cancer patients: other-cause survival and comorbidity prevalence. *Am J Epidemiol*. 2013;177:339-349.
- Wyatt G, Sikorskii A, You M. Self-reported use of complementary and alternative medicine therapies in a reflexology randomized clinical trial. *Altern Ther Health Med*. 2013;19:31-37.
- Jong MC, van de Vijver L, Busch M, Fritsma J, Seldenrijk R. Integration of complementary and alternative medicine in primary care: what do patients want? *Patient Educ Couns*. 2012;89:417-422.
- Witt CM. Training oncology physicians to advise their patients on complementary and integrative medicine. *J Altern Complement Med*. 2018;24:1016-1017.
- Hu XY, Lorenc A, Kemper K, Liu JP, Adams J, Robinson N. Defining integrative medicine in narrative and systematic reviews: a suggested checklist for reporting. *Eur J Integr Med*. 2015;7:76-84.
- Van Raan AFJ. Measuring science. In: Moed HF, Glänzel W, Schmoch U, eds. *Handbook of Quantitative Science and Technology Research*. Dordrecht, Netherlands: Springer; 2005;19-50.
- Santisteban-Espejo A, Campos F, Martin-Piedra MA, et al. Global tissue engineering trends: a scientometric and evolutive study. *Tissue Eng Part A*. 2018;24:1504-1517.
- Gutiérrez-Salcedo M, Martínez MÁ, Moral-Munoz JA, Herrera-Viedma E, Cobo MJ. Some bibliometric procedures for analyzing and evaluating research fields. *Appl Intell*. 2018;48:1275-1287.
- Danell JAB, Danell R. Publication activity in complementary and alternative medicine. *Scientometrics*. 2009;80:539-551.
- Fu JY, Zhang X, Zhao YH, Huang MH, Chen DZ. Bibliometric analysis of complementary and alternative medicine research over three decades. *Scientometrics*. 2011;88:617-626.
- Tam WWS, Wong ELY, Wong FCY, Cheung AWL. Citation classics in the integrative and complementary medicine literature: 50 frequently cited articles. *Eur J Integr Med*. 2012;4:e77-e83.
- Wieland LS, Manheimer E, Sampson M, et al. Bibliometric and content analysis of the Cochrane Complementary Medicine Field specialized register of controlled trials. *Syst Rev*. 2013;2:51.
- Moral-Munoz JA, Cobo MJ, Peis E, Arroyo-Morales M, Herrera-Viedma E. Analyzing the research in Integrative & Complementary Medicine by means of science mapping. *Complement Ther Med*. 2014;22:409-418.
- Zyoud SH, Al-Jabi SW, Sweileh WM. Scientific publications from Arab world in leading journals of integrative and complementary medicine: a bibliometric analysis. *BMC Complement Altern Med*. 2015;15:308.
- Huang Y, Zhou M, Deng Q, Zhang J, Zhou P, Shang X. Bibliometric analysis for the literature of traditional Chinese medicine in PubMed. *Scientometrics*. 2015;105:557-566.
- Ugolini D, Neri M, Cesario A, et al. Scientific production in cancer rehabilitation grows higher: a bibliometric analysis. *Support Care Cancer*. 2012;20:1629-1638.
- Hack TF, Crooks D, Plohman J, Kepron E. Citation analysis of Canadian psycho-oncology and supportive care researchers. *Support Care Cancer*. 2014;22:315-324.
- Thonon F, Saghatchian M, Nerfie A, Delalogue S. Tendances et évolutions de la recherche française sur le cancer du sein: étude bibliométrique. *Bull Cancer*. 2015;102:417-427.
- Powell AG, Hughes DL, Wheat JR, Lewis WG. The 100 most influential manuscripts in gastric cancer: a bibliometric analysis. *Int J Surg*. 2016;28:83-90.
- Singh N, Handa TS, Kumar D, Singh G. Mapping of breast cancer research in India: a bibliometric analysis. *Curr Sci*. 2016;110:1178-1183.
- Foley KG, Powell A, Lewis WG, Roberts SA. The 100 most cited articles investigating the radiological staging of oesophageal and junctional cancer: a bibliometric analysis. *Insights Imaging*. 2016;7:619-628.
- Brás OR, Cointet JP, Cambrosio A, et al. Oncology research in late twentieth century and turn of the century Portugal: a scientometric approach to its institutional and semantic dimensions. *Scientometrics*. 2017;113:867-888.
- Hodge DR, Lacasse JR. Ranking disciplinary journals with the Google Scholar h-index: a new tool for constructing cases for tenure, promotion, and other professional decisions. *J Soc Work Educ*. 2011;47:579-596.

26. Seipel MMO. Assessing publication for tenure. *J Soc Work Educ.* 2003;39:79-88.
27. Vargas-Quesada B, Chinchilla-Rodríguez Z, Rodríguez N. Identification and visualization of the intellectual structure in graphene research. *Front Res Metrics Anal.* 2017;2:7.
28. Sangam SL, Arali UB, Patil CG, Rousseau R. Growth of the hepatitis literature over the period 1976-2015: what can the relative priority index teach us? *Scientometrics.* 2018;115:351-368.
29. Moral-Munoz JA, Lucena-Antón D, Perez-Cabezas V, Carmona-Barrientos I, González-Medina G, Ruiz-Molinero C. Highly cited papers in *Microbiology*: identification and conceptual analysis. *FEMS Microbiol Lett.* 2018;365(20).
30. van Eck NJ, Waltman L. Software survey: VOSviewer, a computer program for bibliometric mapping. *Scientometrics.* 2010;84:523-538.
31. van Eck NJ, Waltman L. Visualizing bibliometric networks. In: Ding Y, Rousseau R, Wolfram D, eds. *Measuring Scholarly Impact.* Cham, Switzerland: Springer; 2014:285-320.
32. Perianes-Rodríguez A, Waltman L, van Eck NJ. Constructing bibliometric networks: a comparison between full and fractional counting. *J Informetr.* 2016;10:1178-1195.
33. van Eck NJ, Waltman L, Dekker R, van den Berg J. A comparison of two techniques for bibliometric mapping: multidimensional scaling and VOS. *J Am Soc Inform Sci Technol.* 2010;61:2405-2416.
34. Cobo MJ, López-Herrera AG, Herrera-Viedma E, Herrera F. An approach for detecting, quantifying, and visualizing the evolution of a research field: a practical application to the fuzzy sets theory field. *J Informetrics.* 2011;5:146-166.
35. Cobo MJ, López-Herrera AG, Herrera-Viedma E, et al. SciMAT : a new science mapping analysis software tool. *J Am Soc Inf Sci Technol.* 2012;3:1609-1630.
36. Perez-Cabezas V, Ruiz-Molinero C, Carmona-Barrientos I, Herrera-Viedma E, Cobo MJ, Moral-Munoz JA. Highly cited papers in rheumatology: identification and conceptual analysis. *Scientometrics.* 2018;116:555-568.
37. Callon M, Courtial JP, Turner WA, Bauin S. From translation to problematic networks: an introduction to co-word analysis. *Soc Sci Inf.* 1983;22:191-235.
38. Callon M, Courtial JP, Laville F. Co-word analysis as a tool for describing the network of interactions between basic and technological research: the case of polymer chemistry. *Scientometrics.* 1991;22:155-205.
39. Coulter N, Monarch I, Konda S. Software engineering as seen through its research literature: a study in co-word analysis. *J Am Soc Inform Sci.* 1998;49:1206-1223.
40. Moral-Munoz JA, Arroyo-Morales M, Herrera-Viedma E, Cobo MJ. An overview of thematic evolution of physical therapy research area from 1951 to 2013. *Front Res Metrics Anal.* 2018;3:13.
41. Alonso S, Cabrerizo FJ, Herrera-Viedma E, Herrera F. h-index: a review focused in its variants, computation and standardization for different scientific fields. *J Infometr.* 2009;3:273-289.
42. Hirsch JE. An index to quantify an individuals scientific research output. *Proc Natl Acad Sci U S A.* 2005;102:15572-16569.
43. Fu JY, Zhang X, Zhao YH, Chen DY, Huang MH. Global performance of traditional Chinese medicine over three decades. *Scientometrics.* 2012;90:945-958.
44. Kuete V, Tchakam PD, Wiench B, et al. Cytotoxicity and modes of action of four naturally occurring benzophenones: 2,2',5,6'-tetrahydroxybenzophenone, guttiferone E, isogarcinol and isoxanthochymol. *Phytomedicine.* 2013;20:528-536.
45. Kuete V, Krusche B, Youns M, et al. Cytotoxicity of some Cameroonian spices and selected medicinal plant extracts. *J Ethnopharmacol.* 2011;134:803-812.
46. Lin L, Ni B, Lin H, et al. Traditional usages, botany, phytochemistry, pharmacology and toxicology of *Polygonum multiflorum* Thunb: a review. *J Ethnopharmacol.* 2015;159:158-183.
47. Sahu BD, Kuncha M, Sindhura GJ, Sistla R. Hesperidin attenuates cisplatin-induced acute renal injury by decreasing oxidative stress, inflammation and DNA damage. *Phytomedicine.* 2013;20:453-460.
48. Henderson JW, Donatelle RJ. Complementary and alternative medicine use by women after completion of allopathic treatment for breast cancer. *Altern Ther Health Med.* 2004;10:52-57.
49. Chen Z, Gu K, Zheng Y, Zheng W, Lu W, Shu XO. The use of complementary and alternative medicine among Chinese women with breast cancer. *J Altern Complement Med.* 2008;14:1049-1055.
50. Vadiraja HS, Raghavendra RM, Nagarathna R, et al. Effects of a yoga program on cortisol rhythm and mood states in early breast cancer patients undergoing adjuvant radiotherapy: a randomized controlled trial. *Integr Cancer Ther.* 2009;8:37-46.
51. Banerjee B, Vadiraj HS, Ram A, et al. Effects of an integrated yoga program in modulating psychological stress and radiation-induced genotoxic stress in breast cancer patients undergoing radiotherapy. *Integr Cancer Ther.* 2007;6:242-250.
52. Rao MR, Raghuram N, Nagendra HR, et al. Anxiolytic effects of a yoga program in early breast cancer patients undergoing conventional treatment: a randomized controlled trial. *Complement Ther Med.* 2009;17:1-8.
53. Moral-Munoz JA, Arroyo-Morales M, Piper BF, et al. Thematic trends in complementary and alternative medicine applied in cancer-related symptoms. *J Data Inf Sci.* 2018;3:1-19.
54. Shankar S, Boyanagari M, Boyanagari VK, Shankar M, Ayyanar RS. Profile of breast cancer patients receiving government sponsored free treatment and the associated economic costs. *Clin Epidemiol Glob Health.* 2018;6:203-207.
55. Boon HS, Olatunde F, Zick SM. Trends in complementary/alternative medicine use by breast cancer survivors: comparing survey data from 1998 and 2005. *BMC Womens Health.* 2007;7:4.
56. Rao YK, Fang SH, Tzeng YM. Evaluation of the anti-inflammatory and anti-proliferation tumoral cells activities of *Antrodia camphorata*, *Cordyceps sinensis*, and *Cinnamomum osmophloeum* bark extracts. *J Ethnopharmacol.* 2007;114:78-85.
57. Lansky EP, Newman RA. *Punica granatum* (pomegranate) and its potential for prevention and treatment of inflammation and cancer. *J Ethnopharmacol.* 2007;109:177-206.
58. Yang C, Chien LY, Tai CJ. Use of complementary and alternative medicine among patients with cancer receiving

- outpatient chemotherapy in Taiwan. *J Altern Complement Med.* 2008;14:413-416.
59. Molassiotis A, Fernandez-Ortega P, Pud D, et al. Use of complementary and alternative medicine in cancer patients: a European survey. *Ann Oncol.* 2005;16:655-663.
60. Chiu HY, Hsieh YJ, Tsai PS. Systematic review and meta-analysis of acupuncture to reduce cancer-related pain. *Eur J Cancer Care (Engl).* 2017;26:e12457.
61. Zhang Y, Lin L, Li H, Hu Y, Tian L. Effects of acupuncture on cancer-related fatigue: a meta-analysis. *Support Care Cancer.* 2018;26:415-425.
62. Liu YH, Dong GT, Ye Y, et al. Effectiveness of acupuncture for early recovery of bowel function in cancer: a systematic review and meta-analysis. *Evid Based Complement Alternat Med.* 2017;2017:2504021.
63. Zhang S, Shi L, Mao D, et al. Use of Jianpi Jiedu herbs in patients with advanced colorectal cancer: a systematic review and meta-analysis. *Evid Based Complement Alternat Med.* 2018;2018:6180810.
64. Berlin JA, Golub RM. Meta-analysis as evidence. *JAMA.* 2014;312:603-605.
65. White A, Ernst E. A brief history of acupuncture. *Rheumatology (Oxford).* 2004;43:662-663.