

LONDON
SCHOOL of
HYGIENE
& TROPICAL
MEDICINE



LSHTM Research Online

Mokdad, Ali H; El Bcheraoui, Charbel; Charara, Raghid; Khalil, Ibrahim; Moradi-Lakeh, Maziar; Afshin, Ashkan; Collison, Michael; Daoud, Farah; Krohn, Kristopher J; Chew, Adrienne; +129 more... Biryukov, Stan; Casey, Daniel; Cercy, Kelly; Charlson, Fiona J; Cornaby, Leslie; Dicker, Daniel; Erskine, Holly E; Ferrari, Alize J; Fitzmaurice, Christina; Foreman, Kyle J; Fraser, Maya; Frostad, Joseph; Godwin, William W; Griswold, Max; Kassebaum, Nicholas J; Kemmer, Laura; Kutz, Michael; Kyu, Hmwe H; Leung, Janni; Liu, Patrick; Mikesell, Joseph; Nguyen, Grant; Olsen, Helen E; Reiner, Robert; Reitsma, Marissa; Roth, Gregory; Santomauro, Damian; Smith, Alison; Stanaway, Jeffrey D; Sur, Patrick; Wang, Haidong; Whiteford, Harvey A; Afifi, Rima; Kiadaliri, Aliasghar Ahmad; Ahmadi, Alireza; Ahmadi, Hamid; Alam, Khurshid; Alam, Noore; Ali, Raghieb; Alizadeh-Navaei, Reza; Al-Raddadi, Rajaa; Altirkawi, Khalid A; Anber, Nahla; Ansari, Hossein; Anwari, Palwasha; Asayesh, Hamid; Asgedom, Solomon W; Atey, Tesfay Mehari; Bacha, Umar; Bazargan-Hejazi, Shahrzad; Gefen, David; Bedi, Neeraj; Bhutta, Zulfiqar A; Bisanzio, Donal; Butt, Zahid A; Deribew, Amare; Djalalinia, Shirin; Eshrati, Babak; Esteghamati, Alireza; Farvid, Maryam S; Chan, Harvard TH; Farzadfar, Farshad; Fereshtehnejad, Seyed-Mohammad; Fischer, Florian; Gebrehiwot, Tsegaye T; Hafezi-Nejad, Nima; Hamadeh, Randah R; Hamidi, Samer; Hotez, Peter J; Hsairi, Mohamed; Jonas, Jost B; Kasaeian, Amir; Khader, Yousef S; Khan, Ejaz A; Khan, Gulfaraz; Khoja, Abdullah TA; Khoja, Tawfik AM; Khubchandani, Jagdish; Kopec, Jacek A; Larson, Heidi J; Lunevicius, Raimundas; Abd El Razek, Hassan Magdy; Abd El Razek, Mohammed Magdy; Majdzadeh, Reza; Majeed, Azeem; Malekzadeh, Reza; Memish, Ziad A; Mensah, George A; Nasher, Jamal T; Obermeyer, Carla M; Pourmalek, Farshad; Qorbani, Mostafa; Radfar, Amir; Rafay, Anwar; Rahimi-Movaghar, Vafa; Rai, Rajesh Kumar; Rawaf, David L; Rawaf, Salman; Refaat, Amany H; Rezaei, Satar; Roshandel, Gholamreza; Safdarian, Mahdi; Safi, Sare; Safiri, Saeid; Sahraian, Mohammad Ali; Salamati, Payman; Samy, Abdallah M; Sartorius, Benn; Sepanlou, Sadaf G; Shaikh, Masood A; Shamsizadeh, Morteza; Sobaih, Badr HA; Abdulkader, Rizwan Suliankatchi; Tehrani-Banhashemi, Arash; Temsah, Mohamad-Hani; Terkawi, Abdullah S; Topor-Madry, Roman; Uthman, Olalekan A; Vollset, Stein Emil; Werdecker, Andrea; Yaghoubi, Mohsen; Yaseri, Mehdi; Younis, Mustafa Z; Zaki, Maysaa El Sayed; Jumaan, Aisha O; Vos, Theo; Naghavi, Mohsen; Hay, Simon I; Murray, Christopher JL; (2018) Danger ahead: the burden of diseases, injuries, and risk factors in the Eastern Mediterranean Region, 1990-2015. INTERNATIONAL JOURNAL OF PUBLIC HEALTH, 63 (Suppl). pp. 11-23. ISSN 1661-8556 DOI: <https://doi.org/10.1007/s00038-017-1017-y>

Downloaded from: <http://researchonline.lshtm.ac.uk/4652632/>

DOI: <https://doi.org/10.1007/s00038-017-1017-y>

Usage Guidelines:

Please refer to usage guidelines at <http://researchonline.lshtm.ac.uk/policies.html> or alternatively contact researchonline@lshtm.ac.uk.

Available under license: <http://creativecommons.org/licenses/by/2.5/>

<https://researchonline.lshtm.ac.uk>



Danger ahead: the burden of diseases, injuries, and risk factors in the Eastern Mediterranean Region, 1990–2015

GBD 2015 Eastern Mediterranean Region Collaborators¹

Received: 4 May 2017/Revised: 30 June 2017/Accepted: 7 July 2017/Published online: 3 August 2017
© The Author(s) 2017. This article is an open access publication

Abstract

Objectives The Eastern Mediterranean Region faces several health challenges at a difficult time with wars, unrest, and economic change.

Methods We used the Global Burden of Disease 2015 study to present the burden of diseases, injuries, and risk factors in the Eastern Mediterranean Region from 1990 to 2015.

Results Ischemic heart disease was the leading cause of death in the region in 2015, followed by cerebrovascular disease. Changes in total deaths ranged from a reduction of 25% for diarrheal diseases to an increase of about 42% for diabetes and tracheal, bronchus, and lung cancer. Collective violence and legal intervention increased by 850% during the time period. Diet was the leading risk factor for disability-adjusted life years (DALYs) for men compared to maternal malnutrition for females. Childhood undernutrition was the leading risk factor for DALYs in 1990 and 2005, but the second in 2015 after high blood pressure.

Conclusions Our study shows that the region is facing several health challenges and calls for global efforts to stabilise the region and to address the current and future burden of disease.

Keywords Burden of disease · Eastern Mediterranean Region · Injuries · Risk factors · Disability-adjusted life years

Introduction

The Eastern Mediterranean Region (EMR) is home to more than 500 million people, representing a diverse group of 22 countries: Afghanistan, Arab Republic of Egypt, Bahrain, Djibouti, Iraq, Islamic Republic of Iran, Jordan, Kingdom of Saudi Arabia (KSA), Kuwait, Lebanon, Libya, Morocco, Oman, Pakistan, Palestine, Qatar, Republic of Yemen, Somalia, Sudan, Syrian Arab Republic (Syria), Tunisia, and the United Arab Emirates (UAE). These countries have different gross domestic products, socio-demographic profiles, health indicators, and health system capacities and coverage (WHO EMRO 2017; Mandil et al. 2013). About 12.2% of the population comprises children under 5 years of age, and 20% are women of childbearing age (WHO EMRO 2013).

The region also has wide variation in per capita gross national product (GNP), ranging from a high of \$134,420 in Qatar to a low of \$2000 in Afghanistan (The World Bank GNI per capita 2017). While the Gulf States are some of the richest countries globally, poverty rates remain high in many other countries of the EMR. The proportion of the population living below the national poverty line, according to World Bank data, is more than 20% in seven EMR countries: Afghanistan (36%), Egypt (22%), Iraq (23%),

This article is part of the supplement “The state of health in the Eastern Mediterranean Region, 1990–2015”.

The members of GBD (Global Burden of Disease) 2015 Eastern Mediterranean Region Collaborators are listed at the end of the article. Ali H. Mokdad, on behalf of GBD 2015 Eastern Mediterranean Region Collaborators, is the corresponding author.

Electronic supplementary material The online version of this article (doi:10.1007/s00038-017-1017-y) contains supplementary material, which is available to authorized users.

✉ GBD 2015 Eastern Mediterranean Region Collaborators
mokdaa@uw.edu

¹ Institute for Health Metrics and Evaluation, University of Washington, Seattle, WA, USA

Pakistan (22%), Palestine (22%), Sudan (47%), and Yemen (35%). In five of these countries, approximately one-third of the population is also food-insecure: Afghanistan (34%), Iraq (30%), Pakistan (30%), Sudan (33%), and Yemen (36%) (The World Bank Databank 2017).

This region faces several health challenges at a difficult time with wars, unrest, and economic changes (Mokdad et al. 2014, 2016). These events will put a strain on limited resources and impact the health gains achieved so far. In addition, the EMR has a large, young population, and current events will shape the well-being of future generations.

In this issue of the *Journal*, we report the burden of several diseases and risk factors in separate manuscripts: intentional injuries, lower respiratory infections, maternal mortality, mental health, obesity, vision loss, road traffic injuries, adolescent health, cancer, cardiovascular disease, child mortality, diabetes and chronic kidney disease, diarrhoea, and HIV (GBD 2015 EMR Diabetes and Chronic Kidney Disease Collaborators 2017e; GBD 2015 EMR Child Mortality Collaborators 2017d; GBD 2015 EMR HIV Collaborators 2017g; GBD 2015 EMR Diarrhea Disease Collaborators 2017f; GBD 2015 EMR Cancer Collaborators 2017c; GBD 2015 EMR Intentional Injuries Collaborators 2017h; GBD 2015 EMR Cardiovascular Disease Collaborators 2017b; GBD 2015 EMR Adolescent Health Collaborators 2017a; GBD 2015 EMR Lower Respiratory Infections Collaborators 2017i; GBD 2015 EMR Vision Loss Collaborators 2017n; GBD 2015 EMR Maternal Mortality Collaborators 2017j; GBD 2015 EMR Transportation Injuries Collaborators 2017m; GBD 2015 EMR Obesity Collaborators 2017l; GBD 2015 EMR Mental Disorders Collaborators 2017k). These topics were selected based on the burden of disease in the region as well as the interest of the collaborators and the scientific community. This manuscript provides the overall burden of diseases, injuries, and risk factors in the Eastern Mediterranean Region from 1990 to 2015 and provides an update of our previous publications (Mokdad et al. 2014, 2016; Khalil et al. 2016; Moradi-Lakeh et al. 2017a; Moradi-Lakeh et al. 2017b; Charara et al. 2017).

Methods

Overview

The Global Burden of Disease (GBD) 2015 methodology has been published elsewhere (Forouzanfar et al. 2016; Kassebaum et al. 2016a, b; Vos et al. 2016; Wang et al. 2016a, b). GBD 2015 uses a comprehensive approach to report causes of death with garbage code redistribution; a systematic and simultaneous estimation of disease

incidence, prevalence, exposure to risks, and injuries; and statistical models to pool data, adjust for bias, and incorporate covariates. It uses several metrics to report results for health loss related to specific diseases, injuries, and risk factors: deaths and death rates, years of life lost due to premature mortality (YLLs), prevalence and prevalence rates for sequelae, years lived with disability (YLDs), and disability-adjusted life years (DALYs). It provides a comprehensive assessment of all-cause mortality and causes of death estimates due to 249 causes in 195 countries and territories from 1990 to 2015.

GBD estimates incidence and prevalence by age, sex, cause, year, and geography using a wide range of updated and standardised analytical procedures. GBD uses DisMod-MR, a Bayesian meta-regression tool first developed for GBD 2010 and GBD 2013 to determine prevalence and incidence by cause and sequelae.

GBD 2015 used the comparative risk assessment (CRA) framework developed for previous iterations of the GBD study to estimate attributable deaths, DALYs, and trends in exposure by age group, sex, year, and geography for 79 behavioural, environmental and occupational, and metabolic risks or clusters of risks over the period 1990–2015. Risk-outcome pairs were included in the GBD 2015 study if they met World Cancer Research Fund criteria for convincing or probable evidence. Relative risk estimates were extracted from published and unpublished randomised controlled trials, cohorts, and pooled cohorts. Risk exposures were estimated based on published studies, household surveys, census data, satellite data, and other sources. Two modelling approaches—a Bayesian meta-regression model and a spatiotemporal Gaussian process regression model—developed for the GBD study were used to pool data from different sources, adjust for bias in the data, and incorporate potential covariates. GBD uses the counterfactual scenario of theoretical minimum risk exposure level (TMREL) to attribute burden. TMREL is the level for a given risk exposure that could minimise risk at the population level. A summary exposure value (SEV) was developed for GBD 2015 as the relative risk-weighted prevalence of exposure. SEV ranges from zero when no excess risk exists in a population to one when the population is at the highest risk.

Socio-demographic Index and decomposition of variance

GBD 2015 created a Socio-demographic Index based on lag-dependent income per capita, average educational attainment for ages 15 or older, and the total fertility rate. To analyse the drivers of change, GBD 2015 decomposed trends in diseases and attributable burden into contributions from population growth, change in population structure by

age and sex, risk exposure, and risk-deleted cause-specific DALY rates.

GBD 2015 has four levels of causes that are mutually exclusive and exhaustive. Level 1 has three causes: communicable, maternal, neonatal, and nutritional disorders; non-communicable diseases; and injuries. Level 2 has 21 causes, while Levels 3 and 4 consist of disaggregated causes. GBD 2015 documented each step of the estimation processes, as well as data sources, in accordance with Guidelines for Accurate and Transparent Health Estimates Reporting (GATHER).

Results

Our results showed a major shift in burden of disease in the region and a wide variation by countries. Ischaemic heart disease (IHD) was the leading cause of death in the region in 2015, followed by cerebrovascular disease (Fig. 1). Among the leading 30 causes of deaths, there were variations in the drivers of changes in mortality from population growth, ageing, and changes to age-standardised rates of cause-specific mortality from 2005 to 2015. Changes in total deaths ranged from a reduction of 25% for diarrheal diseases to an increase of about 42% for diabetes and tracheal, bronchus, and lung cancer. Population growth accounted for increases across all causes, while population ageing led to increases in 18 causes. Declines attributable to changes in age-specific and cause-specific mortality rates varied markedly. Collective violence and legal intervention increased by 850% during the time period.

Figure 2 shows the leading causes of disease burden over time in the EMR. Ischemic heart disease was the leading cause of DALYs followed by neonatal preterm birth complications, neonatal encephalopathy, lower respiratory infections, and war and legal intervention.

Figure 3 shows the changes in the leading causes of DALYs from 2005 to 2015 by age. Violence and war increased from an early age to 55 years old. Diabetes increased among ages 40 and older. There were declines in some infectious diseases among children under 5. IHD remained the leading cause of DALYs for ages 40 and older.

Figure 4 shows the expected relationship between age-standardised and crude YLL and YLD rates for the region from 1990 to 2015 for Level 2 causes. Expected age-standardised YLL rates for infectious diseases declined with increased SDI. Cardiovascular disease (CVD) age-standardised YLL rates also declined with increased SDI. At the same time, age-standardised YLD rates for the top causes did not change much with SDI. At the higher SDI levels, YLD rates were the same as or higher than YLL

rates. The spikes that appear at the left side of the figure show the impact of conflict and war. Increases are seen in YLLs from causes like war and injuries, as expected, but also from other types of causes, underscoring the effects these conflicts have on health systems when they occur.

Figure 5 shows the EMR DALYs attributable to Level 2 risk factors for men and women in 2015. Diet is the leading risk factor for men, followed by high systolic blood pressure. Most of the DALYs burden for men is due to cardiovascular diseases and diabetes. Child and maternal malnutrition was the leading risk factor for DALYs for females, followed by diet. Child and maternal malnutrition impacted diarrhoea, lower respiratory infections, and nutritional deficiencies, while diet impacted CVD and diabetes.

Figure 6 shows the EMR DALYs attributable to Level 3 risk factors and their changes from 1990 to 2005 and 2005 to 2015. Childhood undernutrition was the leading risk factor for DALYs in 1990 and 2005, but the second-leading in 2015 after high blood pressure. The percent change in the age-standardised DALY rate from 1990 to 2005 was a decline of 48%, compared to a decline of 43.4% from 2005 to 2015. Both obesity and high fasting plasma glucose increased from 1990 to 2005 and from 2005 to 2015, but the rate of increase was slower from 2005 to 2015.

e-Figure 1 shows the decomposition of changes for all-cause DALYs to Level 3 risk factors from 1990 to 2015 for the region. Overall changes in all causes of DALYs ranged from a decline of 75% to an increase of a little over 200%. Population growth contributed to the increase in DALYs for all risk factors, while population ageing contributed to an increase for 33 causes. Drug use had the highest increase in risk exposure, followed by high body mass index and high fasting plasma glucose. Changes in the risk-deleted DALYs rate resulted in a decline in all but six causes.

Discussion

Our study shows that the region is facing several health challenges in addition to the impact of the ongoing wars and unrest. The region is dealing with an epidemiological shift in burden from infectious to chronic diseases. However, the recent events may lead to a resurgence of some communicable diseases that were declining before these events. Moreover, countries will have a strain on their efforts to control and prevent non-communicable diseases. Our findings call for global efforts to stabilise the region and to address the current and future burden of disease.

In addition, but also linked to other effects of unrest, several risk factors affecting health are present. Efforts to reduce and prevent these risk factors in the region should

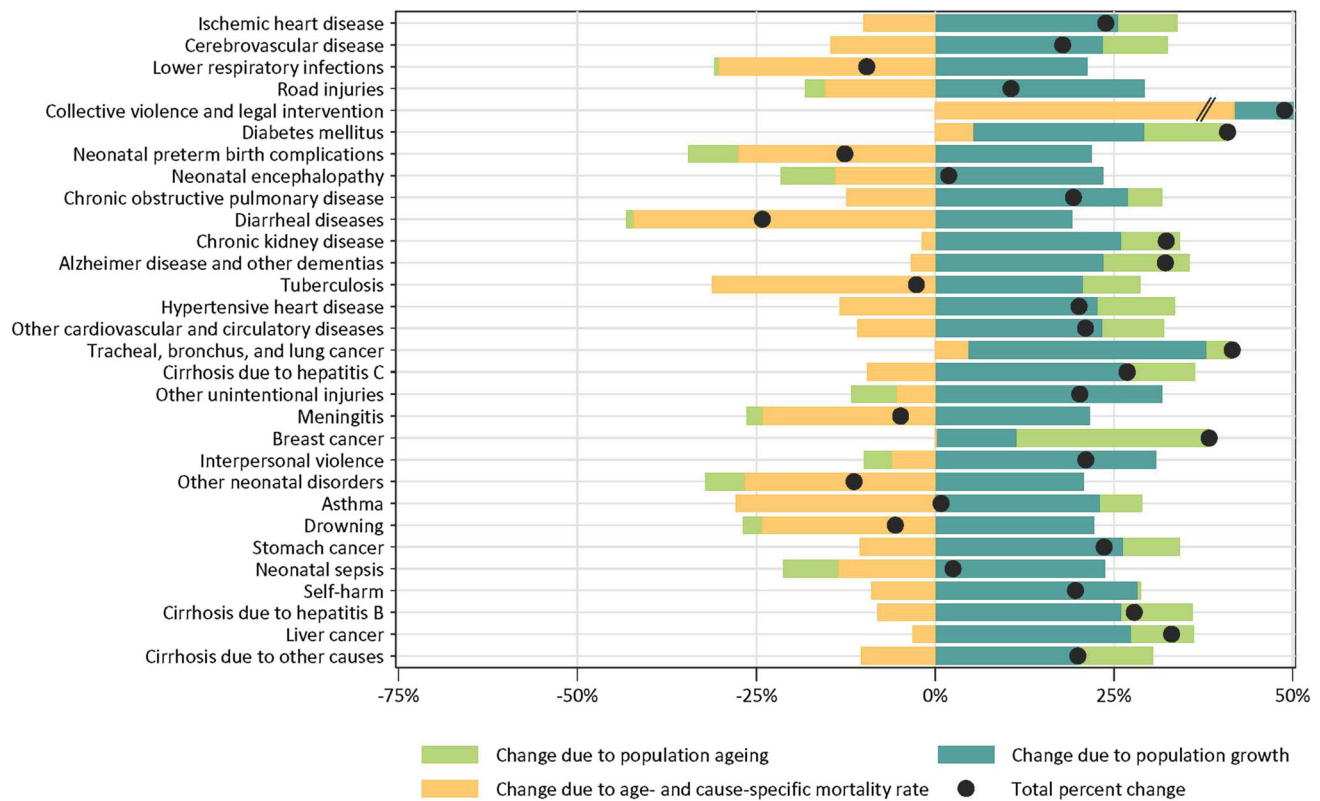


Fig. 1 Eastern Mediterranean Region decomposition of changes in leading 30 causes of death due to population growth, population ageing, and changes in age-specific mortality rates, 2005–2015.

Collective violence and legal intervention, which increased by 847%, was truncated for display purposes (Global Burden of Disease 2015 study, Eastern Mediterranean Region, 1990–2015)

be a health priority. For example, poor diet is the leading cause of DALYs in the region. Many countries in the region are suffering from malnutrition and at the same time from poor diet that is leading to disease. Tobacco smoking and systolic blood pressure are among the top causes of DALYs. Some countries in the region need to enforce regulations on tobacco to control and prevent smoking initiation. Blood pressure medication is now cheap and affordable for many in the EMR, but this may not be true for some low-income countries in the region. However, mechanisms for early detection and proper management of high blood pressure should be adopted to reduce this burden. Viral hepatitis accounts for a large burden in the region, especially in Somalia, Pakistan, Djibouti, Afghanistan, and Egypt (Institute for Health Metrics and Evaluation 2016). The burden of hepatitis requires efforts to prevent the spread of the disease through minimising risk factors and providing proper immunizations. Moreover, screening and treatment for hepatitis C should be encouraged.

The EMR has a large burden from ambient air pollution. Ambient air pollution is associated with increased mortality and morbidity (WHO 2005). Our study showed that ambient particulate matters are the 5th leading DALYs

risk. We have previously reported on the global rise in the burden of air pollution (Cohen et al. 2017).

Several countries in the region face a major environmental challenge due to lack of water, rising temperatures, and sand storms. Our findings call for renewed efforts to address the burden of ambient air pollution. Indeed, unlike other risk factors or challenges faced by the region, environmental health requires strong governmental commitments to implement the global environmental standards and utilise the currently available technologies to reduce the burden.

The wars in the region, especially in Yemen, Iraq, and Syria, are taking a large toll on the health of the population. The immediate impact of the wars has been very high, with increased mortality due to violence. Moreover, these events will lead to increased health burden in the future as the next generation in many countries in the region is being raised under the harsh conditions of malnutrition and lack of preventive health services.

The wars and unrest have led to major migration and a large refugee population inside and outside the region. For many host countries, the existing health systems and infrastructure do not support such a large additional population. In Lebanon, for example, public schools are

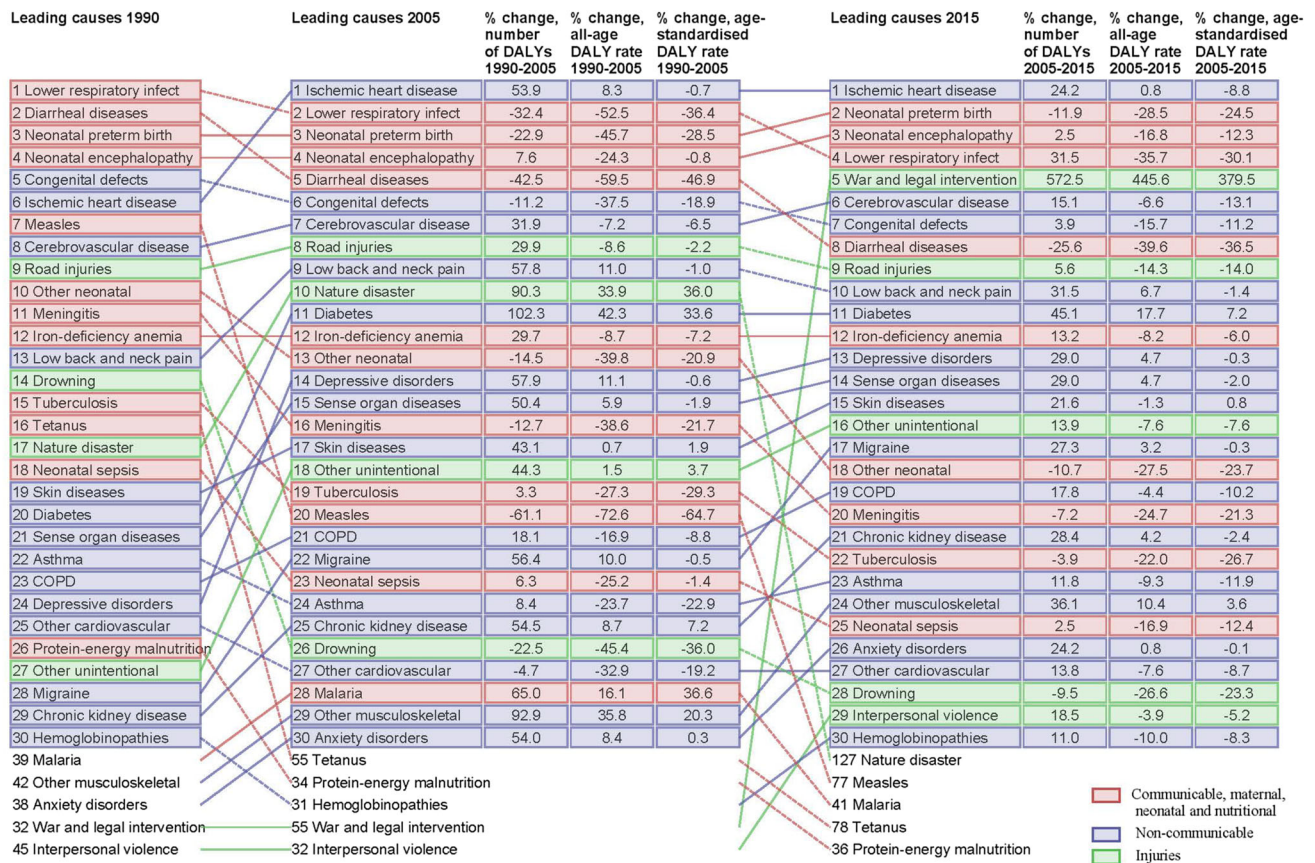


Fig. 2 Leading 30 level 3 Eastern Mediterranean Region causes of disability-adjusted life-years (DALYs) for both sexes combined, 1990, 2005 and 2015. Causes are connected by arrows between time periods. Communicable, maternal, neonatal and nutritional causes are shown in red, non-communicable causes in blue and injuries in green.

For the time period 1990–2005 and for 2005–2015, three measures of change are shown: percent change in the number of DALYs, percent change in the all-age DALY rate and percent change in the age-standardised DALY rate (Global Burden of Disease 2015 study, Eastern Mediterranean Region, 1990–2015)

providing education to Lebanese and Syrian children, but the public school infrastructure is not capable of dealing with such a large number of students. This has resulted in a double shift in schools and put a large strain on the system. The same applies to other services besides health, and in other countries.

Countries in the region need to continue to strive to achieve universal health coverage, strong screening and prevention programs, and effective health delivery systems. The countries in the region can also learn from the systems put in place for the training and accreditation of health professionals, priority-setting, and the implementation of evidence-based health care undertaken by some other developed countries. Investment in health systems can create jobs and improve economic growth, in addition to the direct benefits on health outcomes. It is also important to look at the wider determinants of health—such as poverty, housing, education, and employment; and to empower women to have a dramatic effect on health outcomes.

Despite the market failures, the private sector can still play an important role in regional health systems. Providing an amiable environment to foster competition between public and private providers will ensure better quality and efficiency of services delivered. Better engagement of the private providers can reduce the burden of financing on the public sector. In this respect, movement from input-based payment toward a performance-based payment system is urgently needed. Furthermore, considering the variety of health challenges facing the region, it is vital for the countries to adopt concepts of health in all policies. This can be achieved by developing a national body that focuses on setting up collaborative efforts among all sectors to incorporate health issues into all policy areas aiming to promote, protect, preserve, and restore population health.

A critical component to improve current and future health in the EMR is the ability to effectively and efficiently diagnose the challenges to health and well-being faced by the region. The Global Burden of Disease offers accurate and comprehensive information on the global burden of diseases, injuries, and risk factors, and develops

Early neonatal (0 - 6 days)	NN Preterm	NN Enceph	Congenital	Other NN	NN Sepsis	LRI	NN Haemol	STD	Diarrhoea	Tetanus
Late neonatal (7 - 27 days)	NN Preterm	NN Enceph	NN Sepsis	Congenital	LRI	Other NN	Diarrhoea	NN Haemol	Tetanus	Meningitis
Post-neonatal (28-364 days)	LRI	Diarrhoea	Congenital	Meningitis	Other NN	NN Preterm	NN Enceph	PEM	Whooping	War
1-4 years	LRI	Diarrhoea	War	Congenital	Meningitis	PEM	Iron	Road injuries	Drowning	Skin
5-9 years	Iron	Skin	War	Road injuries	Asthma	Congenital	Diarrhoea	Intest inf	LRI	Haemog
10-14 years	Iron	Skin	War	Road injuries	Conduct	Asthma	Congenital	Anxiety	Migraine	Haemog
15-19 years	Violence	Road injuries	Skin	Depression	Iron	Other UI	Back & neck	Migraine	Anxiety	Violence
20-24 years	Violence	Road injuries	Depression	Back & neck	Other UI	Migraine	Skin	Violence	Iron	Other MSK
25-29 years	Violence	Road injuries	Back & neck	Depression	Migraine	Other UI	Drugs	Violence	Skin	Iron
30-34 years	Violence	Road injuries	Back & neck	Depression	Stroke	Migraine	Other UI	Stroke	Drugs	Iron
35-39 years	Back & neck	IHD	Road injuries	Violence	Depression	Stroke	Diabetes	Migraine	Other MSK	Other UI
40-44 years	IHD	Back & neck	Road injuries	Stroke	Diabetes	Depression	Violence	Other MSK	Migraine	Sense
45-49 years	IHD	Back & neck	Diabetes	Stroke	Road injuries	Depression	Sense	Violence	TB	Migraine
50-54 years	IHD	Stroke	Diabetes	Back & neck	Sense	Road injuries	Depression	CKD	COPD	Violence
55-59 years	IHD	Stroke	Diabetes	Back & neck	Sense	COPD	CKD	TB	Cirrhosis Hep C	Road injuries
60-64 years	IHD	Stroke	Diabetes	Back & neck	Sense	COPD	CKD	Lung C	Other Cardio	Cirrhosis Hep C
65-69 years	IHD	Stroke	Diabetes	Sense	COPD	Back & neck	CKD	LRI	Lung C	Other Cardio
70-74 years	IHD	Stroke	Diabetes	Sense	COPD	Back & neck	CKD	Alzheimer's	LRI	Other Cardio
75-79 years	IHD	Stroke	Diabetes	Sense	COPD	Alzheimer's	Low back and ne	CKD	LRI	HTN HD
≥ 80 years	IHD	Stroke	Alzheimer's	Sense	Diabetes	COPD	LRI	CKD	HTN HD	Other Cardio

< -0.31	-0.31 to -0.19	-0.19 to -0.09	-0.09 to -0.04	-0.04 to 0.01
0.01 to 0.08	0.08 to 0.15	0.15 to 1.0	1 to 5	> 5

Fig. 3 Leading ten Level 3 causes of Eastern Mediterranean Region age-specific disability-adjusted life-years (DALYs) in 2015. Each cause is coloured by the percentage change in age-specific DALY rate from 2005 to 2015. NN Preterm = neonatal preterm birth complications. NN Sepsis = neonatal sepsis and other neonatal infections. LRI = lower respiratory infections. Iron = iron-deficiency anaemia. HIV = HIV/AIDS. Back and neck = low back and neck pain. IHD = ischaemic heart disease. NN Enceph = neonatal encephalopathy due to birth asphyxia and trauma. Diarrhoea = diarrhoeal diseases. Skin = skin and subcutaneous diseases. Depression = depressive disorders. Stroke = cerebrovascular disease. Congenital = congenital anomalies. Diabetes = diabetes mellitus. COPD = chronic obstructive pulmonary disease. Alzheimer's = Alzheimer's disease and other dementias. PEM = protein-energy malnutrition. Conduct = conduct disorder. Sense = sense organ

diseases. Other NN = other neonatal disorders. Intest inf = intestinal infectious diseases. Violence = interpersonal violence. NN Haemol = haemolytic disease and other neonatal jaundice. Anxiety = anxiety disorders. TB = tuberculosis. Lung C = lung, bronchial, and tracheal cancers. STD = sexually transmitted diseases excluding HIV. Haemog = haemoglobinopathies and haemolytic anaemias. CKD = chronic kidney disease. Other MSK = other musculoskeletal disorders. Drugs = drug use disorders. HTN HD = hypertensive heart disease. Whooping = whooping cough. Other UI = other unintentional injuries. War = collective violence and legal intervention. Cirrhosis Hep C = Cirrhosis and other chronic liver diseases due to hepatitis C. Other Cardio = Other cardiovascular and circulatory diseases. GBD = Global Burden of Disease (Global Burden of Disease 2015 study, Eastern Mediterranean Countries, 2005–2015)

new analytic methods and data visualisation tools to support the understanding of this information and to empower policymakers and health leaders to act. However, the region still has a long way to go in terms of having adequate and timely data to better inform decision-makers of the burden. Therefore, there is an urgent need to improve vital statistics, data sources, and surveillance systems in the region to better serve their purpose.

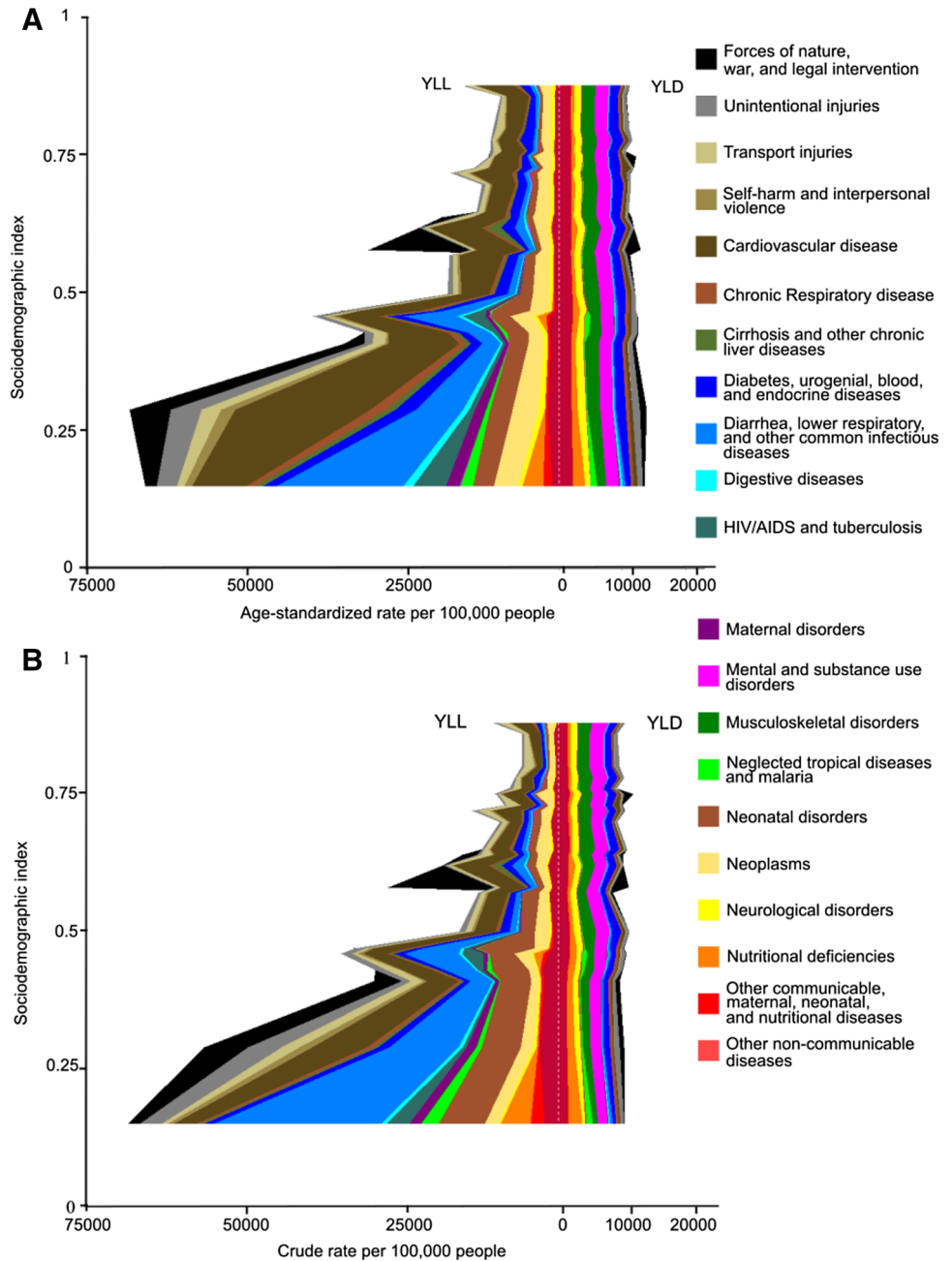
The region is in dire need of a comprehensive plan to build on existing expertise and projects to address the health challenges that exist at the nexus of human health, environmental resilience, and social and economic equity. The region does not have proper health translation and implementation efforts to address its growing health challenges. Unfortunately, many countries have focused on curative rather than preventive systems. Indeed, this will limit the pace of progress needed to address many of the emerging challenges such as non-communicable diseases and the emergence of infectious diseases in countries with wars and unrest. This lack of progress is evidenced by wide health disparities between and within countries and exists despite the identified organisations and forums that offer recommendations for intervention, such as the World Health Organization and others.

This comprehensive plan needs to review and compile information on prior health interventions for each targeted

topical area of burden from peer-reviewed and grey literature and include both successful and negative outcomes (as much can be learned from failures as from successes), as well as potential unintended consequences of interventions. The plan should include a synthesis of the available quantitative and qualitative evidence on interventions and innovations to develop a summary of why specific work around a risk or disease succeeds or fails. This analysis will develop a deeper understanding of the necessary ingredients for success (i.e., to identify underlying social, economic, legal, and public policy features). This will allow health actors to design and conduct innovative research on intervention effectiveness, implementation, scale-up, dissemination, and economic return in partnership with community, governments, foundations, and other collaborators. This work should draw on resources including, but not limited to, the United Nations' Sustainable Development Goals, the Disease Control Priorities publications, and the World Health Organization's "Best Buys".

Health education and training are crucial to improve the burden of disease in the EMR. There is a dire need for opportunities and funding to offer training for public officials (e.g., health ministers, policymakers, and local health officers) and program leaders, provided both on-site and on a regional scale at in-country sites in collaboration with other countries. These trainings should provide participants

Fig. 4 a Expected relationship between age-standardised years of life lost (YLL) and years lived with disability (YLD) rates per 100,000 and Sociodemographic index (SDI) and **b** all-age YLL and YLD rates (per 100,000) and SDI for 21 GBD Level 2 causes. These *stacked curves* represent the average relationship between SDI and each cause observed across the 22 Eastern Mediterranean Region countries in 2015. In each figure, the y-axis goes from lowest SDI to highest SDI. The *left side* shows rates for YLLs and the *right side* shows rates for YLDs; higher rates are further from the *midline*. The difference between (a) and (b) is the effect of shifts in population age structure expected with SDI. GBD = Global Burden of Disease (Global Burden of Disease 2015 study, Eastern Mediterranean Countries, 1990–2015)



with actual experience implementing the interventions that have been developed. Finally, there is a need to scale up the public health workforce across the region, to ensure that the right policies are developed, implemented, and enforced.

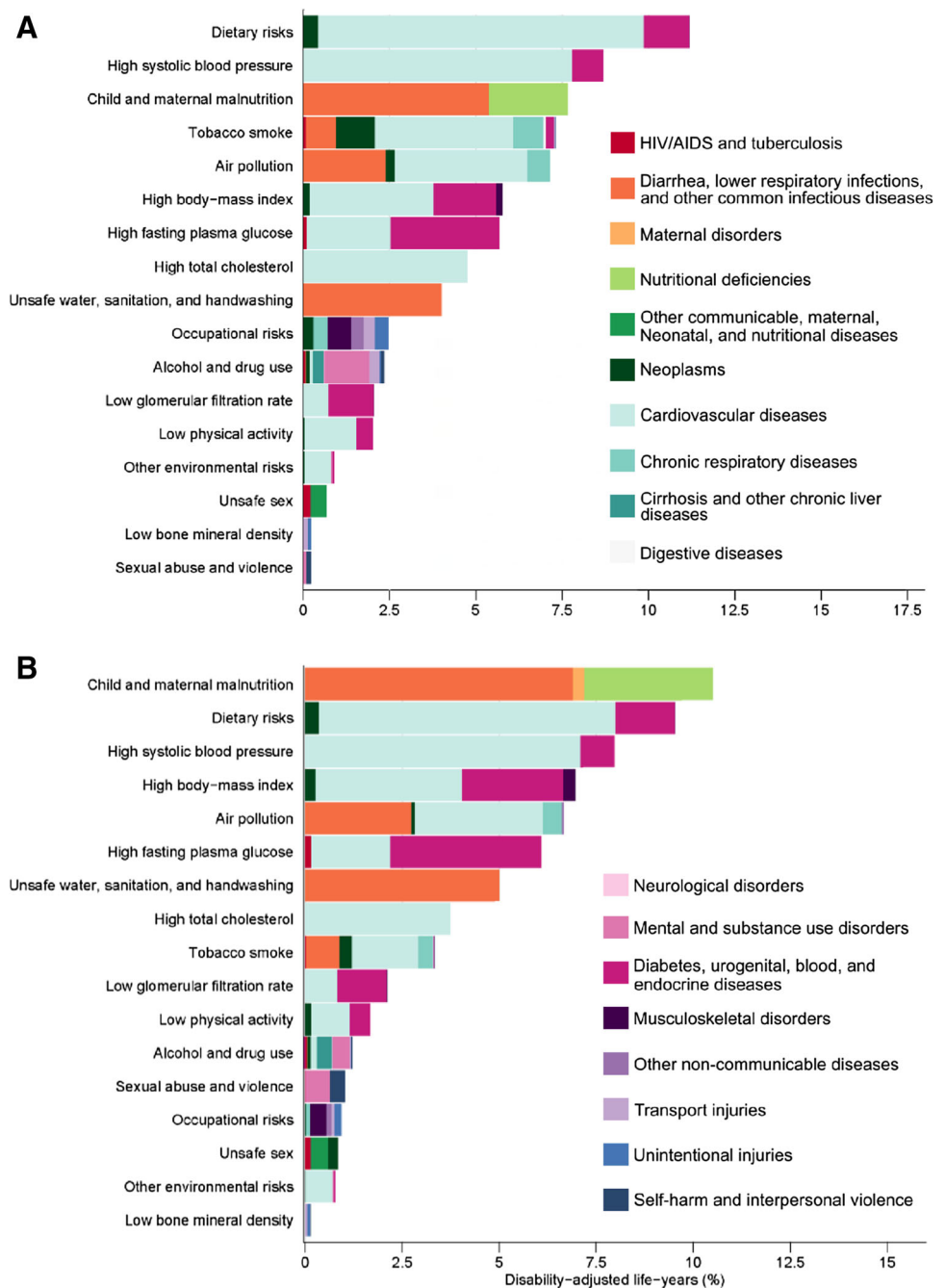
Health advocacy and effective program and policy dissemination must be at the forefront of all health activities. The region needs a catalyst for change at both country and regional levels by providing a platform on which local and global strategies and successes are collaboratively shared among local communities and countries. This, in turn, will

encourage adoption, successful implementation, and ultimately, sustainability of population health.

The future of health in the region is grim unless the wars and unrest stop. Regional health professionals are dealing with overwhelming challenges and can barely meet basic health needs. The best intervention for a better future is an international plan to stabilise the region. All countries have an equally important role to play in bringing an end to the unrest and starting to rebuild.

Our study has some limitations. The availability and quality of data for some countries in the region pose substantial challenges for cause of death analysis. Many

Fig. 5 Eastern Mediterranean Region disability-adjusted life-years (DALYs) attributable to Level 2 risk factors for (a) men and (b) women in 2015 (Global Burden of Disease 2015 study, Eastern Mediterranean Countries, 1990–2015)



countries in the region do not have strong vital registration systems. Our GBD methodology makes extensive efforts to reduce the effects of variable data quality, and we have used standardised methods for each cause that are the same for all countries. We also provide uncertainty intervals for each of our estimates that take into account the data issues, and we provide all our data sources and show what is available for every country on our website (Institute for Health Metrics and Evaluation 2017). Our web visualisations allow comparison of raw data to final estimates and show the impact of our models and methods of dealing

with data quality or lack of it. Finally, our study provides the national burden and hence masks large disparities within a country.

Conclusion

Our study shows a tremendous impact of war and violence on the health of the region. The results show that in recent years, many of the health gains for some countries have slowed and several health conditions that were under control are re-emerging. These findings clearly indicate

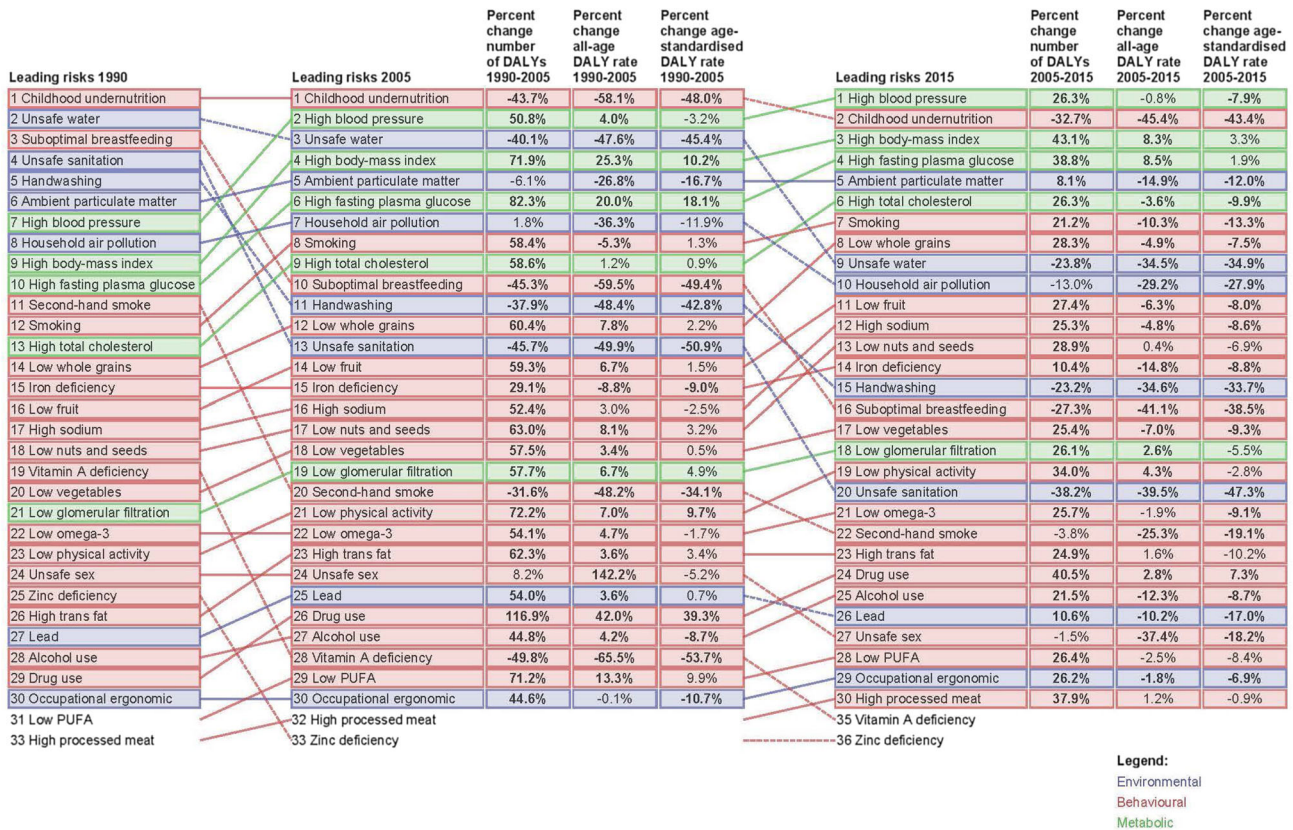


Fig. 6 Leading 30 level 3 Eastern Mediterranean Region risk factors for disability-adjusted life-years (DALYs) for both sexes combined, 1990, 2005, and 2015. Risks are connected by arrows between time periods. Behavioural risk factors are shown in red, environmental risks in blue and metabolic risks in green. For the time period 1990–2005 and for 2005–2015, three measures of change are shown:

percent change in the number of DALYs, percent change in the all-age DALY rate and percent change in the age-standardised DALY rate. Statistically significant increases or decreases are shown in bold ($p < 0.05$) (Global Burden of Disease 2015 study, Eastern Mediterranean Region, 1990–2015)

that the future health of the region is in danger. Immediate efforts to stabilise the region and improve the health of the population are urgently needed.

GBD 2015 Eastern Mediterranean Region Collaborators Ali H. Mokdad, PhD (corresponding author), Institute for Health Metrics and Evaluation, University of Washington, Seattle, Washington, United States. Charbel El Bcheraoui, PhD, Institute for Health Metrics and Evaluation, University of Washington, Seattle, Washington, United States. Raghid Charara, MD, American University of Beirut, Beirut, Lebanon. Ibrahim Khalil, PhD, Institute for Health Metrics and Evaluation, University of Washington, Seattle, Washington, United States. Maziar Moradi-Lakeh, MD, Department of Community Medicine, Gastrointestinal and Liver Disease Research Center (GILDRC), Preventative Medicine and Public Health Research Center, Iran University of Medical Sciences, Tehran, Iran. Ashkan Afshin, MD, Institute for Health Metrics and Evaluation, University of Washington, Seattle, Washington, United States. Michael Collison, BS, Institute for Health Metrics and Evaluation, University of Washington, Seattle, Washington, United States. Farah Daoud, BA/BS, Institute for Health Metrics and Evaluation, University of Washington, Seattle, Washington, United States. Kristopher J. Krohn, BA, Institute for Health Metrics and Evaluation, University of Washington, Seattle, Washington, United States. Adrienne Chew, ND, Institute for Health Metrics and Evaluation, University of

Washington. Stan Biryukov, BS, Institute for Health Metrics and Evaluation, University of Washington, Seattle, Washington, United States. Daniel Casey, BA, Institute for Health Metrics and Evaluation, University of Washington, Seattle, Washington, United States. Kelly Cercey, BS, Institute for Health Metrics and Evaluation, University of Washington, Seattle, Washington, United States. Fiona J. Charlson, PhD, School of Public Health, University of Queensland, Brisbane, Queensland, Australia; Institute for Health Metrics and Evaluation, University of Washington, Seattle, United States; Queensland Centre for Mental Health Research, Brisbane, Queensland, Australia. Leslie Cornaby, BS, Institute for Health Metrics and Evaluation, University of Washington, Seattle, Washington, United States. Daniel Dicker, BS, Institute for Health Metrics and Evaluation, University of Washington, Seattle, Washington, United States. Holly E. Erskine, PhD, Queensland Centre for Mental Health Research, Brisbane, QLD, Australia; School of Public Health, University of Queensland, Brisbane, QLD, Australia; Institute for Health Metrics and Evaluation, University of Washington, Seattle, WA, United States. Alize J. Ferrari, PhD, School of Public Health, University of Queensland, Brisbane, Queensland, Australia; Queensland Centre for Mental Health Research, Brisbane, Queensland, Australia; Institute for Health Metrics and Evaluation, University of Washington, Seattle, Washington, United States. Christina Fitzmaurice, MD, Institute for Health Metrics and Evaluation, University of Washington, Seattle, Washington, United States. Kyle J. Foreman, PhD, Institute for Health Metrics and Evaluation, University of Washington, Seattle, Washington, United

States; Imperial College London, London, United Kingdom. Maya Fraser, BA, Institute for Health Metrics and Evaluation, University of Washington, Seattle, Washington, United States. Joseph Frostad, MPH, Institute for Health Metrics and Evaluation, University of Washington, Seattle, Washington, United States. William W. Godwin, BS, Institute for Health Metrics and Evaluation, University of Washington, Seattle, Washington, United States. Max Griswold, MA, Institute for Health Metrics and Evaluation, University of Washington, Seattle, Washington, United States. Nicholas J. Kassebaum, MD, Institute for Health Metrics and Evaluation, University of Washington, Seattle, Washington, United States; Department of Anesthesiology & Pain Medicine, Seattle Children's Hospital, Seattle, Washington, United States. Laura Kemmer, Institute for Health Metrics and Evaluation, University of Washington, Seattle, Washington, United States. Michael Kutz, BS, Institute for Health Metrics and Evaluation, University of Washington, Seattle, Washington, United States. Hmwe H. Kyu, PhD, Institute for Health Metrics and Evaluation, University of Washington, Seattle, Washington, United States. Janni Leung, PhD, School of Public Health, University of Queensland, Brisbane, QLD, Australia; University of Washington, Seattle, WA, United States. Patrick Liu, BA, Institute for Health Metrics and Evaluation, University of Washington, Seattle, Washington, United States. Joseph Mikesell, BS, Institute for Health Metrics and Evaluation, University of Washington, Seattle, Washington, United States. Grant Nguyen, MPH, Institute for Health Metrics and Evaluation, University of Washington, Seattle, Washington, United States. Helen E. Olsen, MA, Institute for Health Metrics and Evaluation, University of Washington, Seattle, Washington, United States. Robert Reiner, BA, Institute for Health Metrics and Evaluation, University of Washington, Seattle, Washington, United States. Marissa Reitsma, BS, Institute for Health Metrics and Evaluation, University of Washington, Seattle, Washington, United States. Gregory Roth, MD, Institute for Health Metrics and Evaluation, University of Washington, Seattle, Washington, United States. Damian Santomauro, PhD, School of Public Health, University of Queensland, Brisbane, Queensland, Australia; Queensland Centre for Mental Health Research, Brisbane, Queensland, Australia; Institute for Health Metrics and Evaluation, University of Washington, Seattle, WA, United States. Alison Smith, BA, Institute for Health Metrics and Evaluation, University of Washington, Seattle, Washington, United States. Jeffrey D. Stanaway, PhD, Institute for Health Metrics and Evaluation, University of Washington, Seattle, Washington, United States. Patrick Sur, BA, Institute for Health Metrics and Evaluation, University of Washington, Seattle, Washington, United States. Haidong Wang, PhD, Institute for Health Metrics and Evaluation, University of Washington, Seattle, Washington, United States. Harvey A. Whiteford, PhD, School of Public Health, University of Queensland, Brisbane, Queensland, Australia; Queensland Centre for Mental Health Research, Brisbane, Queensland, Australia; Institute for Health Metrics and Evaluation, University of Washington, Seattle, United States. Rima Afifi, PhD, Department of Health Promotion and Community Health, Faculty of Health Sciences, American University of Beirut, Beirut, Lebanon. Aliasghar Ahmad Kiadaliri, PhD, Department of Clinical Sciences Lund, Orthopedics, Clinical Epidemiology Unit, Lund University, Lund, Sweden. Alireza Ahmadi, PhD, Kermanshah University of Medical Sciences, Kermanshah, Iran, Stockholm, Sweden. Hamid Ahmadi, MD, Ophthalmic Research Center, Shahid Beheshti University of Medical Sciences, Tehran, Tehran, Iran; Department of Ophthalmology, Labbafinejad Medical Center, Tehran, Tehran, Iran. Khurshid Alam, PhD, Murdoch Childrens Research Institute, The University of Melbourne, Parkville, Victoria, Australia; The University of Melbourne, Melbourne, VIC, Australia; The University of Sydney, Sydney, NSW, Australia. Noore Alam, MAppEpid, Department of Health, Queensland, Brisbane, Queensland, Australia; Nathan, Queensland, Australia. Raghieb Ali, FRCP, University of Oxford, Oxford, United Kingdom. Reza

Alizadeh-Navaei, PhD, Gastrointestinal Cancer Research Center, Mazandaran University of Medical Sciences, Sari, Mazandaran, Iran. Rajaa Al-Raddadi, PhD, Joint Program of Family and Community Medicine, Jeddah, Makkah, Saudi_Arabia. Khalid A. Altirkawi, MD, King Saud University, Riyadh, Saudi_Arabia. Nahla Anber, PhD, Mansoura University, Mansoura, Egypt. Hossein Ansari, PhD, Health Promotion Research Center, Department of Epidemiology and Biostatistics, Zahedan University of Medical Sciences, Zahedan, Iran. Palwasha Anwari, MD, Self-employed, Kabul, Kabul, Afghanistan. Hamid Asayesh, PhD, Department of Medical Emergency, School of Paramedic, Qom University of Medical Sciences, Qom, Iran. Solomon W. Asgedom, PhD, Mekelle University, Mekelle, Tigray, Ethiopia. Tesfay Mehari Atey, MS, Mekelle University, Mekelle, Tigray, Ethiopia. Umar Bacha, PhD, School of Health Sciences, University of Management and Technology, Lahore, Punjab, Pakistan. Shahrzad Bazargan-Hejazi, PhD, College of Medicine, Charles R. Drew University of Medicine and Science, Los Angeles, CA, United States; David Geffen School of Medicine, University of California at Los Angeles, Los Angeles, CA, United States. Neeraj Bedi, MD, College of Public Health and Tropical Medicine, Jazan, Saudi_Arabia. Zulfiqar A. Bhutta, PhD, Centre of Excellence in Women and Child Health, Aga Khan University, Karachi, Pakistan; Centre for Global Child Health, The Hospital for Sick Children, Toronto, ON, Canada. Donal Bisanzio, PhD, Nuffield Department of Medicine, University of Oxford, Oxford, United Kingdom. Zahid A. Butt, PhD, Al Shifa Trust Eye Hospital, Rawalpindi, Punjab, Pakistan. Amare Deribew, PhD, Nuffield Department of Medicine, University of Oxford, Oxford, United Kingdom; KEMRI-Wellcome Trust Research Programme, Kilifi, Kenya. Shirin Djalalinia, PhD, Undersecretary for Research & Technology, Ministry of Health & Medical Education, Tehran, Tehran, Iran. Babak Eshrati, PhD, Ministry of Health and Medical Education, Tehran, Tehran, Iran; Arak University of Medical Sciences, Arak, Iran. Alireza Esteghamati, MD, Endocrinology and Metabolism Research Center, Tehran University of Medical Sciences, Tehran, Tehran, Iran. Maryam S. Farvid, PhD, Department of Nutrition, Harvard T. H. Chan School of Public Health, Harvard University, Boston, MA, United States; Harvard/ MGH Center on Genomics, Vulnerable Populations, and Health Disparities, Mongan Institute for Health Policy, Massachusetts General Hospital, Boston, MA, United States. Farshad Farzadfar, MD, Non-Communicable Diseases Research Center, Tehran University of Medical Sciences, Tehran, Tehran, Iran. Seyed-Mohammad Fereshtehnejad, PhD, Department of Neurobiology, Care Sciences and Society (NVS), Karolinska Institutet, Stockholm, Sweden. Florian Fischer, PhD, School of Public Health, Bielefeld University, Bielefeld, North Rhine-Westphalia, Germany. Tsegaye T. Gebrehiwot, MPH, Jimma University, Jimma, Oromia, Ethiopia. Nima Hafezi-Nejad, MD, Endocrinology and Metabolism Research Center, Tehran University of Medical Sciences, Tehran, Tehran, Iran. Randah R. Hamadeh, DPhil, Arabian Gulf University, Manama, Bahrain. Samer Hamidi, DrPH, Hamdan Bin Mohammed Smart University, Dubai, united_arab_emirates. Peter J. Hotez, PhD, College of Medicine, Baylor University, Houston, Texas, United States. Mohamed Hsairi, MD, Department of Epidemiology, Salah Azaiz Institute, Tunis, Tunis, Tunisia. Jost B. Jonas, MD, Department of Ophthalmology, Medical Faculty Mannheim, Ruprecht-Karls-University Heidelberg, Mannheim, Germany, Germany. Amir Kasaean, PhD, Hematology-Oncology and Stem Cell Transplantation Research Center, Tehran University of Medical Sciences, Tehran, Tehran, Iran; Endocrinology and Metabolism Population Sciences Institute, Tehran University of Medical Sciences, Tehran, Tehran, Iran. Yousef S. Khader, ScD, Department of Community Medicine, Public Health and Family Medicine, Jordan University of Science and Technology, Irbid, Irbid, Jordan. Ejaz A. Khan, MD, Health Services Academy, Islamabad, Punjab, Pakistan. Gulfaraz Khan, PhD, Department of Microbiology and Immunology, College of Medicine & Health

Sciences, United Arab Emirates University, Al Ain, Abu Dhabi, united_arab_emirates. Abdullah T. A. Khoja, MD, Mohammed Ibn Saudi University, Riyadh, Saudi Arabia, Saudi_Arabia; Baltimore, MD, United States. Tawfik A. M. Khoja, FRCP, Executive Board of the Health Ministers' Council for Cooperation Council States, Riyadh, Al-Riyadh, Saudi_Arabia. Jagdish Khubchandani, PhD, Department of Nutrition and Health Science, Ball State University, Muncie, Indiana, United States. Jacek A. Kopec, PhD, University of British Columbia, Vancouver, BC, Canada. Heidi J. Larson, PhD, Department of Infectious Disease Epidemiology, London School of Hygiene & Tropical Medicine, London, United Kingdom; Institute for Health Metrics and Evaluation, University of Washington, Seattle, WA, United States. Raimundas Lunevicius, PhD, Aintree University Hospital National Health Service Foundation Trust, Liverpool, United Kingdom; School of Medicine, University of Liverpool, Liverpool, United Kingdom. Hassan Magdy Abd El Razek, MBBCh, Mansoura Faculty of Medicine, Mansoura, Egypt. Mohammed Magdy Abd El Razek, MBBCh, Aswan University Hospital, Aswan Faculty of Medicine, Aswan, Egypt. Reza Majdzadeh, PhD, Knowledge Utilization Research Center, Tehran University of Medical Sciences, Tehran, Iran. Azeem Majeed, MD, Department of Primary Care & Public Health, Imperial College London, London, England, United Kingdom. Reza Malekzadeh, MD, Digestive Diseases Research Institute, Tehran University of Medical Sciences, Tehran, Iran; Digestive Diseases Research Institute, Tehran University of Medical Sciences, Tehran, Iran. Ziad A. Memish, MD, Saudi Ministry of Health, Riyadh, Saudi_Arabia; College of Medicine, Alfaisal University, Riyadh, Saudi_Arabia. George A. Mensah, MD, Center for Translation Research and Implementation Science, National Heart, Lung, and Blood Institute, National Institutes of Health, Bethesda, MD, United States. Jamal T. Nasher, MSc, Ministry of Public Health and Population, Sana'a, Yemen. Carla M. Obermeyer, DSc, Center for Research on Population and Health, Faculty of Health Sciences, American University of Beirut, Beirut, Lebanon. Farshad Pourmalek, PhD, University of British Columbia, Vancouver, British Columbia, Canada. Mostafa Qorbani, PhD, Non-Communicable Diseases Research Center, Alborz University of Medical Sciences, Karaj, Iran. Amir Radfar, MD, A T Still University, Kirksville, MO, United States. Anwar Rafay, MS, Contech International Health Consultants, Lahore, Punjab, Pakistan; Contech School of Public Health, Lahore, Punjab, Pakistan. Vafa Rahimi-Movaghar, MD, Sina Trauma and Surgery Research Center, Tehran University of Medical Sciences, Tehran, Tehran, Iran. Rajesh Kumar Rai, MPH, Society for Health and Demographic Surveillance, Suri, West Bengal, India. David L. Rawaf, MD, MBBS, WHO Collaborating Centre, Imperial College London, London, United Kingdom; North Hampshire Hospitals, Basingstroke, United Kingdom; University College London Hospitals, London, United Kingdom. Salman Rawaf, MD, Imperial College London, London, United Kingdom. Amany H. Refaat, PhD, Walden University, Minneapolis, MN, United States; Suez Canal University, Ismailia, Ismailia, Egypt. Satar Rezaei, PhD, School of Public Health, Kermanshah University of Medical Sciences, Kermanshah, Iran. Gholamreza Roshandel, PhD, Golestan Research Center of Gastroenterology and Hepatology, Golestan University of Medical Sciences, Gorgan, Iran; Digestive Diseases Research Institute, Tehran University of Medical Sciences, Tehran, Iran. Mahdi Safdarian, MD, Sina Trauma & Surgery Research Center, Tehran, Iran. Sare Safi, MS, Ophthalmic Epidemiology Research Center, Shahid Beheshti University of Medical Sciences, Tehran, Iran. Saeid Safiri, PhD, Managerial Epidemiology Research Center, Department of Public Health, School of Nursing and Midwifery, Maragheh University of Medical Sciences, Maragheh, Iran. Mohammad Ali Sahraian, MD, MS Research Center, Neuroscience Institute, Tehran University of Medical Sciences, Tehran, Iran. Payman Salamati, MD, Sina Trauma and Surgery Research Center, Tehran University of Medical Sciences, Tehran, Tehran, Iran.

Abdallah M. Samy, PhD, Ain Shams University, Cairo, Egypt; Lawrence, Kansas, United States. Benn Sartorius, PhD, Public Health Medicine, School of Nursing and Public Health, University of KwaZulu-Natal, Durban, South_Africa; UKZN Gastrointestinal Cancer Research Centre, South African Medical Research Council (SAMRC), Durban, South_Africa. Sadaf G. Sepanlou, PhD, Digestive Diseases Research Institute, Tehran University of Medical Sciences, Tehran, Tehran, Iran. Masood A. Shaikh, MD, Independent Consultant, Karachi, Pakistan. Morteza Shamsizadeh, MPH, Department of Medical Surgical Nursing, School of Nursing and Midwifery, Hamadan University of Medical Sciences, Hamadan, Iran. Badr H. A. Sobaih, MD, King Saud University, Riyadh, middle province, Saudi_Arabia, Riyadh, Saudi Arabia. Rizwan Suliankatchi Abdulkader, MD, Ministry of Health, Kingdom of Saudi Arabia, Riyadh, Saudi_Arabia. Arash Tehrani-Banihashemi, PhD, Preventive Medicine and Public Health Research Center, Iran University of Medical Sciences, Tehran, Tehran, Iran. Mohamad-Hani Temsah, MD, King Saud University, Riyadh, Saudi_Arabia; King Faisal Specialist Hospital and Research Center, Riyadh, Saudi_Arabia. Abdullah S. Terkawi, MD, Department of Anesthesiology, University of Virginia, Charlottesville, VA, United States; Department of Anesthesiology, King Fahad Medical City, Riyadh, Saudi_Arabia; Outcomes Research Consortium, Cleveland Clinic, Cleveland, OH, United States. Roman Topor-Madry, PhD, Institute of Public Health, Faculty of Health Sciences, Jagiellonian University Medical College, Kraków, Poland; Faculty of Health Sciences, Wrocław Medical University, Wrocław, Poland. Olalekan A. Uthman, PhD, Warwick Medical School, University of Warwick, Coventry, United Kingdom. Stein Emil Vollset, DrPH, Center for Disease Burden, Norwegian Institute of Public Health, Bergen, NA, Norway; Department of Global Public Health and Primary Care, University of Bergen, Bergen, Norway; Institute for Health Metrics and Evaluation, University of Washington, Seattle, WA, United States. Andrea Werdecker, PhD, Competence Center Mortality-Follow-Up of the German National Cohort, Federal Institute for Population Research, Wiesbaden, Hessen, Germany. Mohsen Yaghoubi, MA, University of Saskatchewan, Saskatoon, Saskatchewan, Canada, Tehran, Tehran, Iran. Mehdi Yaseri, PhD, Tehran University of Medical Sciences, Terhan, Tehran, Iran; Ophthalmic Research Center, Shahid Beheshti University of Medical Sciences, Tehran, Tehran, Iran. Mustafa Z. Younis, DrPH, Jackson State University, Jackson, MS, United States. Maysaa E. S. Zaki, PhD, Faculty of Medicine, Mansoura University, Mansoura, Egypt. Aisha O. Jumaan, PhD, Independent Consultant, Seattle, Washington, United States. Theo Vos, PhD, Institute for Health Metrics and Evaluation, University of Washington, Seattle, Washington, United States. Mohsen Naghavi, PhD, Institute for Health Metrics and Evaluation, University of Washington, Seattle, Washington, United States. Simon I. Hay, DSc, Oxford Big Data Institute, Li Ka Shing Centre for Health Information and Discovery, University of Oxford, Oxford, United Kingdom; Institute for Health Metrics and Evaluation, University of Washington, Seattle, Washington, United States. Christopher J. L. Murray, DPhil, Institute for Health Metrics and Evaluation, University of Washington, Seattle, Washington, United States.

Compliance with ethical standards

This manuscript reflects original work that has not previously been published in whole or in part and is not under consideration elsewhere. All authors have read the manuscript and have agreed that the work is ready for submission and accept responsibility for its contents. The authors of this paper have complied with all ethical standards and do not have any conflicts of interest to disclose at the time of submission. The funding source played no role in the design of the study, the analysis and interpretation of data, and the writing of the

paper. The study did not involve human participants and/or animals; therefore, no informed consent was needed.

Funding This research was funded by the Bill & Melinda Gates Foundation.

Conflict of interest The authors declare that they have no conflicts of interest at this time.

Open Access This article is distributed under the terms of the Creative Commons Attribution 4.0 International License (<http://creativecommons.org/licenses/by/4.0/>), which permits unrestricted use, distribution, and reproduction in any medium, provided you give appropriate credit to the original author(s) and the source, provide a link to the Creative Commons license, and indicate if changes were made.

References

- Charara R, Forouzanfar M, Naghavi M et al (2017) The burden of mental disorders in the eastern mediterranean region, 1990–2013. *PLoS One* 12:e0169575. doi:[10.1371/journal.pone.0169575](https://doi.org/10.1371/journal.pone.0169575)
- Cohen AJ, Brauer M, Burnett R et al (2017) Estimates and 25-year trends of the global burden of disease attributable to ambient air pollution: an analysis of data from the global burden of diseases study 2015. *The Lancet* 389:1907–1918. doi:[10.1016/S0140-6736\(17\)30505-6](https://doi.org/10.1016/S0140-6736(17)30505-6)
- Forouzanfar MH, Afshin A, Alexander LT et al (2016) Global, regional, and national comparative risk assessment of 79 behavioural, environmental and occupational, and metabolic risks or clusters of risks, 1990–2015: a systematic analysis for the global burden of disease study 2015. *The Lancet* 388:1659–1724. doi:[10.1016/S0140-6736\(16\)31679-8](https://doi.org/10.1016/S0140-6736(16)31679-8)
- GBD 2015 EMR Adolescent Health Collaborators (2017a) Adolescent health in the eastern mediterranean region: findings from the global burden of disease 2015 study. *Int J Publ Health*. doi:[10.1007/s00038-017-1003-4](https://doi.org/10.1007/s00038-017-1003-4)
- GBD 2015 EMR Cardiovascular Disease Collaborators (2017b) Burden of cardiovascular diseases in the eastern mediterranean region, 1990–2015: findings from the global burden of disease 2015 study. *Int J Publ Health*. doi:[10.1007/s00038-017-1012-3](https://doi.org/10.1007/s00038-017-1012-3)
- GBD 2015 EMR Cancer Collaborators (2017c) Burden of cancer in the eastern mediterranean region, 2005–2015: findings from the global burden of disease 2015 study. *Int J Publ Health*. doi:[10.1007/s00038-017-0999-9](https://doi.org/10.1007/s00038-017-0999-9)
- GBD 2015 EMR Child Mortality Collaborators (2017d) Neonatal, infant, and under-5 mortality and morbidity burden in the eastern mediterranean region: findings from the global burden of disease 2015 study. *Int J Publ Health*. doi:[10.1007/s00038-017-0998-x](https://doi.org/10.1007/s00038-017-0998-x)
- GBD 2015 EMR Diabetes and Chronic Kidney Disease Collaborators (2017e) Diabetes mellitus and chronic kidney disease in the eastern mediterranean region: findings from the 2015 global burden of disease study. *Int J Publ Health*. doi:[10.1007/s00038-017-1014-1](https://doi.org/10.1007/s00038-017-1014-1)
- GBD 2015 EMR Diarrhea Disease Collaborators (2017f) Burden of diarrhea in the eastern mediterranean region, 1990–2015: findings from the global burden of disease 2015 study. *Int J Publ Health*. doi:[10.1007/s00038-017-1008-z](https://doi.org/10.1007/s00038-017-1008-z)
- GBD 2015 EMR HIV Collaborators (2017g) Trends in HIV/AIDS morbidity and mortality in eastern mediterranean countries, 1990–2015: findings from the global burden of disease 2015 study. *Int J Publ Health*. doi:[10.1007/s00038-017-1023-0](https://doi.org/10.1007/s00038-017-1023-0)
- GBD 2015 EMR Intentional Injuries Collaborators (2017h) Intentional injuries in the eastern mediterranean region, 1990–2015: findings from the global burden of disease 2015 study. *Int J Publ Health*. doi:[10.1007/s00038-017-1005-2](https://doi.org/10.1007/s00038-017-1005-2)
- GBD 2015 EMR Lower Respiratory Infections Collaborators (2017i) Burden of lower respiratory infections in the eastern mediterranean region between 1990 and 2015: findings from the global burden of disease 2015 study. *Int J Publ Health*. doi:[10.1007/s00038-017-1007-0](https://doi.org/10.1007/s00038-017-1007-0)
- GBD 2015 EMR Maternal Mortality Collaborators (2017j) Maternal mortality and morbidity burden in the eastern mediterranean region: findings from the global burden of disease 2015 study. *Int J Publ Health*. doi:[10.1007/s00038-017-1004-3](https://doi.org/10.1007/s00038-017-1004-3)
- GBD 2015 EMR Mental Disorders Collaborators (2017k) The burden of mental disorders in the eastern mediterranean region, 1990–2015: findings from the global burden of disease 2015 study. *Int J Publ Health*. doi:[10.1007/s00038-017-1006-1](https://doi.org/10.1007/s00038-017-1006-1)
- GBD 2015 EMR Obesity Collaborators (2017l) Burden of obesity in the eastern mediterranean region: findings from the global burden of disease 2015 study. *Int J Publ Health*. doi:[10.1007/s00038-017-1002-5](https://doi.org/10.1007/s00038-017-1002-5)
- GBD 2015 EMR Transportation Injuries Collaborators (2017m) Transport injuries in the eastern mediterranean region: findings from the global burden of disease 2015 study. *Int J Publ Health*. doi:[10.1007/s00038-017-0987-0](https://doi.org/10.1007/s00038-017-0987-0)
- GBD 2015 EMR Vision Loss Collaborators (2017n) Burden of vision loss in the eastern mediterranean region, 1990–2015: findings from the global burden of disease study 2015. *Int J Publ Health*. doi:[10.1007/s00038-017-1000-7](https://doi.org/10.1007/s00038-017-1000-7)
- Institute for health metrics and evaluation (2016) <http://vizhub.healthdata.org/gbd-compare>. Accessed 3 May 2017
- Institute for health metrics and evaluation (2017) <http://www.healthdata.org/institute-health-metrics-and-evaluation>. Accessed 3 May 2017
- Kassebaum NJ, Arora M, Barber RM et al (2016a) Global, regional, and national disability-adjusted life-years (DALYs) for 315 diseases and injuries and healthy life expectancy (HALE), 1990–2015: a systematic analysis for the global burden of disease study 2015. *The Lancet* 388:1603–1658. doi:[10.1016/S0140-6736\(16\)31460-X](https://doi.org/10.1016/S0140-6736(16)31460-X)
- Kassebaum NJ, Barber RM, Bhutta ZA et al (2016b) Global, regional, and national levels of maternal mortality, 1990–2015: a systematic analysis for the global burden of disease study 2015. *The Lancet* 388:1775–1812. doi:[10.1016/S0140-6736\(16\)31470-2](https://doi.org/10.1016/S0140-6736(16)31470-2)
- Khalil I, Colombara DV, Forouzanfar MH et al (2016) Burden of diarrhea in the eastern mediterranean region, 1990–2013: findings from the global burden of disease study 2013. *Am J Trop Med Hyg* 95:1319–1329. doi:[10.4269/ajtmh.16-0339](https://doi.org/10.4269/ajtmh.16-0339)
- Mandil A, Chaaya M, Saab D (2013) Health status, epidemiological profile and prospects: eastern mediterranean region. *Int J Epidemiol* 42:616–626. doi:[10.1093/ije/dyt026](https://doi.org/10.1093/ije/dyt026)
- Mokdad AH, Jaber S, Aziz MIA et al (2014) The state of health in the Arab world, 1990–2010: an analysis of the burden of diseases, injuries, and risk factors. *Lancet Lond Engl* 383:309–320. doi:[10.1016/S0140-6736\(13\)62189-3](https://doi.org/10.1016/S0140-6736(13)62189-3)
- Mokdad AH, Forouzanfar MH, Daoud F et al (2016) Health in times of uncertainty in the eastern mediterranean region, 1990–2013: a systematic analysis for the global burden of disease study 2013. *Lancet Glob Health* 4:e704–e713. doi:[10.1016/S2214-109X\(16\)30168-1](https://doi.org/10.1016/S2214-109X(16)30168-1)
- Moradi-Lakeh M, Forouzanfar MH, Bcheraoui CE et al (2017a) High fasting plasma glucose, diabetes, and its risk factors in the eastern mediterranean region, 1990–2013: findings from the global burden of disease study 2013. *Diabetes Care* 40:22–29. doi:[10.2337/dc16-1075](https://doi.org/10.2337/dc16-1075)

- Moradi-Lakeh M, Forouzanfar MH, Vollset SE et al (2017b) Burden of musculoskeletal disorders in the eastern mediterranean region, 1990–2013: findings from the global burden of disease study 2013. *Ann Rheum Dis*. doi:[10.1136/annrheumdis-2016-210146](https://doi.org/10.1136/annrheumdis-2016-210146)
- The world bank databank (2017) <http://databank.worldbank.org/data/home.aspx>. Accessed 3 May 2017
- The world bank GNI per capita, PPP (current international \$) | data (2017) <http://data.worldbank.org/indicator/NY.GNP.PCAP.PP.CD>. Accessed 17 May 2017
- Vos T, Allen C, Arora M et al (2016) Global, regional, and national incidence, prevalence, and years lived with disability for 310 diseases and injuries, 1990–2015: a systematic analysis for the global burden of disease study 2015. *The Lancet* 388:1545–1602. doi:[10.1016/S0140-6736\(16\)31678-6](https://doi.org/10.1016/S0140-6736(16)31678-6)
- Wang H, Bhutta ZA, Coates MM et al (2016a) Global, regional, national, and selected subnational levels of stillbirths, neonatal, infant, and under-5 mortality, 1980–2015: a systematic analysis for the global burden of disease study 2015. *The Lancet* 388:1725–1774. doi:[10.1016/S0140-6736\(16\)31575-6](https://doi.org/10.1016/S0140-6736(16)31575-6)
- Wang H, Naghavi M, Allen C et al (2016b) Global, regional, and national life expectancy, all-cause mortality, and cause-specific mortality for 249 causes of death, 1980–2015: a systematic analysis for the global burden of disease study 2015. *The Lancet* 388:1459–1544. doi:[10.1016/S0140-6736\(16\)31012-1](https://doi.org/10.1016/S0140-6736(16)31012-1)
- WHO (2005) Air quality guidelines for particulate matter, ozone, nitrogen dioxide and sulfur dioxide—global update 2005—summary of risk assessment http://apps.who.int/iris/bitstream/10665/69477/1/WHO_SDE_PHE_OEH_06.02_eng.pdf. Accessed 3 May 2017
- WHO EMRO (2013) Saving the lives of mothers and children: rising to the challenge. Background document for the high level meeting on saving the lives of mothers and children: accelerating progress towards achieving MDGs 4 and 5 in the Region, Dubai, United Arab Emirates http://applications.emro.who.int/docs/High_Level_Exp_Reg_doc_2013_EN_14811.pdf?ua=1. Accessed 3 May 2017
- WHO EMRO about us (2017) <http://www.emro.who.int/entity/about-us/index.html>. Accessed 3 May 2017