



UNIVERSITY OF LEEDS

This is a repository copy of *Dry-forest tree species with large seeds and low stem specific density show greater survival under drought*.

White Rose Research Online URL for this paper:
<http://eprints.whiterose.ac.uk/143240/>

Version: Accepted Version

Article:

Krishnan, L, Barua, D and Sankaran, M orcid.org/0000-0002-1661-6542 (2019) Dry-forest tree species with large seeds and low stem specific density show greater survival under drought. *Journal of Tropical Ecology*, 35 (1). pp. 26-33. ISSN 0266-4674

<https://doi.org/10.1017/S0266467418000421>

© Cambridge University Press 2019. This article has been published in a revised form in [https://doi.org/ 10.1017/S0266467418000421](https://doi.org/10.1017/S0266467418000421). This version is free to view and download for private research and study only. Not for re-distribution, re-sale or use in derivative works.

Reuse

Items deposited in White Rose Research Online are protected by copyright, with all rights reserved unless indicated otherwise. They may be downloaded and/or printed for private study, or other acts as permitted by national copyright laws. The publisher or other rights holders may allow further reproduction and re-use of the full text version. This is indicated by the licence information on the White Rose Research Online record for the item.

Takedown

If you consider content in White Rose Research Online to be in breach of UK law, please notify us by emailing eprints@whiterose.ac.uk including the URL of the record and the reason for the withdrawal request.



eprints@whiterose.ac.uk
<https://eprints.whiterose.ac.uk/>

**Dry-forest tree species with large seeds and low stem specific density
show greater survival under drought**

Lalitha Krishnan¹ Deepak Barua² Mahesh Sankaran^{1,3}

¹ National Centre for Biological Sciences (NCBS), Tata Institute of Fundamental Research (TIFR), Bangalore 560065 India

² Department of Biology, Indian Institute of Science Education and Research (IISER), Pune 411008, India

³ School of Biology, University of Leeds, Leeds, LS2 9JT, UK

Running Title: Seedling survival and growth during drought

Key Words: climate change, drought, growth, seed size, specific leaf area (SLA), stem specific density (SSD)

ABSTRACT

Tree establishment in tropical dry forests is constrained by drought-related seedling mortality during early stages of recruitment. Predicted increases in the duration of growing-season droughts in the future pose a significant threat to these ecosystems that could significantly alter their vegetation structure and composition. Here, we examined drought tolerance in seedlings of seven common dry-forest tree species from the Indian subcontinent. We conducted a dry-down experiment on 3-wk-old seedlings, and asked whether the key plant functional traits, specific leaf area (SLA), leaf dry matter content (LDMC), seed size and stem specific density (SSD) were good predictors of seedling growth under well-watered conditions, and survival during drought. Seedlings displayed substantial drought tolerance with most seedlings surviving for more than 2 wk under protracted drought. Seed size in combination with SLA predicted seedling growth under well-watered conditions and seed size predicted survival under drought. In contrast to our expectations, seedlings with lower SSD survived for longer without water. Our results suggest that dry-forest species will be differentially affected by the predicted increases in the duration of growing season droughts, and detrimental effects will be more severe for species with smaller seeds.

INTRODUCTION

Water availability is a major determinant of the structure and composition of tropical dry forests (Engelbrecht *et al.* 2006, Lieberman & Li 1992). Tropical dry forest species typically germinate early in the wet season (Khurana & Singh 2001, Singh & Singh 1991), with wet-season droughts accounting for up to 35% of overall seedling mortality in these systems (Moles & Westoby 2004a). Future changes in climate, particularly altered rainfall regimes with longer and more intense intra-seasonal droughts thus pose a substantial threat to dry forests (Miles *et al.* 2006). Since the frequency and intensity of droughts are predicted to increase over this century (IPCC 2013), understanding their effects on young seedlings is crucial to understanding dry forest responses to future climate change (Allen *et al.* 2017). Here, we focus on seedlings of Indian dry forest species and their response to intra-seasonal droughts within the monsoon season when rain occurs every 3-4 d and even 2 wk without rain is a relatively long dry period.

Previous studies report a trade-off between growth and survival rates, where faster-growing species may be more susceptible to mortality, especially when young (Reich 2014). Faster-growing species tend to have high specific leaf area (SLA), low stem specific density (SSD) and low leaf dry matter content (LDMC; Wright *et al.* 2004), and require more resources including water for survival. Although faster-growing species have a competitive advantage when resources are abundant, they may be more susceptible to mortality when resources are limiting (Wright & Westoby 2001). In contrast, slow growing species invest more in durable structural tissues including robust

leaves, fine roots and stems (Markesteijn & Poorter 2009, Wright et al. 2010). They have leaves with low SLA and high LDMC, and display low assimilation rates, low hydraulic conductance, and reduced transpiration rates, which can be beneficial during drought (Poorter & Markesteijn 2008, Wright *et al.* 2006). Similarly, plants with high SSD have thicker cell walls and narrower xylem vessels which limit hydraulic conductance and water uptake, but also increase resistance to cavitation (Hacke *et al.* 2001, Lens *et al.* 2013), and thus improve survival during drought stress. Besides leaf and stem traits, seed size is positively correlated with seedling survival (Moles & Westoby 2004a). Larger seeds can nourish seedlings for longer, thereby decreasing the likelihood of mortality of very young seedlings during drought stress (Leishman & Westoby 1994).

In this study we examined the response of dry forest tree species from the Indian subcontinent to protracted drought. We quantified relative drought tolerance as the survival time in young seedlings, and asked if drought tolerance was negatively related to species' growth rates under well-watered conditions. Additionally, we asked if drought tolerance and seedling growth could be predicted by key functional traits. We hypothesised that species with larger seeds, low SLA, high LDMC and high SSD would exhibit longer survival times under drought.

METHODS

We subjected 3-wk-old seedlings of seven tree species, common to dry forests of

peninsular India (Table 1), to protracted drought in a greenhouse experiment at the National Centre for Biological Sciences in Bangalore, India. The greenhouse, with evaporative cooling pads and fans, prevented temperatures from rising above 30°C. Seeds from a local supplier (Suresh Forestry Network, Chikballarpura, Karnataka, India) were soaked in water at room temperature for 24 h, except for *Terminalia arjuna* which was soaked for 48 h. The 48-h soaking period was chosen based on previous reports of longer imbibition requirements for other *Terminalia* species (Hossain *et al.* 2014). Post imbibition, seeds were sown, and allowed to germinate and grow in black polyethylene nursery bags (12.7 cm wide and 17.8 cm tall) filled with a 4:1 mixture of sand and red clay soil.

Initially, a minimum of 30 newly germinated (i.e. after hypocotyls emerged from the soil) seedlings per species were randomly assigned to one of two treatment groups: drought, and a well-watered control. A total of 213 seedlings were included in this study. Seedlings assigned to the drought treatment received water every d until 21 d post emergence, after which watering was stopped. The control group received water every 1-2 d for the duration of the study to ensure that soils were always moist. To get a measure of soil moisture, a randomly chosen subset (~33%) of live plants were individually weighed every 7 d. The experiment continued until every individual in the drought treatment died, which occurred within 60 d post-emergence for all species.

Following emergence, we measured seedling height and number of leaves and noted

leaf colour (green, yellow or brown) every 3 d. When both leaves and stems on a given plant were no longer green, we determined if it was dead by lightly scratching the base of the stem and noting the colour underneath (Seidel & Menzel 2016). Green tissue underneath indicated that the plant was still alive, otherwise it was considered dead and the date of death noted. Subsequently, a final weight measurement of the bag was taken. In addition, a sample (~60-70g) of soil was taken from each bag, weighed (± 0.01 g) and oven dried at 105°C for 24 h, and the dry weight measured to calculate gravimetric water content of the soil.

Measurement of functional traits

For specific leaf area (SLA) and leaf dry matter content (LDMC) measurements, one fully expanded leaf each from 10 well-watered controls plants of each species were taken when they were between 50 and 60 d old. We restricted our sampling to a single leaf per seedling, as many seedlings only possessed a few leaves. To obtain saturated weights of the leaves, fresh leaves were placed with petioles immersed in water for at least 12 h. Subsequently they were weighed and then scanned at a resolution of 300 dpi and their leaf area was estimated using Blackspot software (Varma & Osuri 2013). To obtain dry weights, leaves were oven dried at 70°C for 72 h and were subsequently weighed. SLA ($\text{mm}^2 \text{mg}^{-1}$) was calculated by dividing the area of the leaf by its dry weight. LDMC (mg g^{-1}) was calculated by dividing the dry weight of the leaf by its saturated fresh weight. Maximum seedling leaf area was calculated by multiplying the estimated average leaf area (cm^2) for each individual by the recorded maximum number

of green leaves on each plant.

For stem specific density (SSD) measurements, we used the water-displacement method (Pérez-Harguindeguy *et al.* 2013) to measure the fresh volumes of 3-cm-long stem segments clipped 5 cm from the base, from ten individuals of the well-watered control group for each species. Stems were then oven dried at 70°C for 72 h and their dry weights obtained. SSD (g cm^{-3}) for each individual was calculated by dividing dry weight by volume. Seed size for each species was estimated as the mean \pm SE weight of 15 seeds. Finally, we calculated relative growth rate (RGR) using only control seedlings for the interval from 6-42 d post emergence using the following formula:

$$\text{RGR} = (\ln M_2 - \ln M_1) / (t_2 - t_1)$$

Where, M_1 and t_1 are the plants height and age respectively at time point 1 (6 d old) and M_2 and t_2 are the height and age respectively at time point 2 (42 d old).

Statistical analysis

We used survival analysis to test the effects of species identity on survival time during drought. Kaplan-Meier survival functions were computed for each species, over length of drought (Caesar 2003, Pyke & Thompson 1986). Survival functions of the different species were compared using Mantel-Haenszel log-rank tests (Pyke & Thompson 1986). The *drc* package in R (Ritz *et al.* 2015), was used to generate survival curves for each species and to estimate median survival times, along with 95% confidence intervals for each species.

Pearson's correlations were used to test for relationships between median survival time and median time to start of senescence, duration of senescence, maximum survival time and height at the beginning of the drought. Additionally, we also checked for relationships of maximum leaf number and maximum height with survival and senescence parameters, to determine if either of these physical traits were predictive of survival and drought resistance. We report only the significant and relevant results from these correlations.

We used generalized linear mixed models (GLMMs) with Gaussian errors (Bolker *et al.* 2009) to first determine if plant functional traits were significant predictors of growth (plant height) in control plants. We looked at growth over the first 6 d when growth is likely to be closely related to available seed resources, as well as growth over the full 42 d of growth measurements. To avoid issues arising from multi-collinearity we only used uncorrelated predictors in the analysis. LDMC was significantly correlated with SSD (Kendall's $\tau = 0.57$), and was therefore dropped from the analysis. Our final models included SLA, SSD and seed size as fixed effects, and species identity as a random effect. We also normalized (mean = 0, SD = 1) the data for each predictor to simplify model interpretation and facilitate slope comparison between predictors within a model (Schielzeth 2010).

We employed a GLMM with Poisson errors (Bolker *et al.* 2009), to determine if plant

functional traits were significant predictors of survival time of plants during drought. SLA, SSD and seed size were once again included as fixed effects, and species identity as a random effect.

Finally, to quantify seedling water use and uptake rates, we plotted gravimetric soil moisture as a function of time over the first 12 d of drought for each species. This time period was chosen to capture water use at the early stages of the drought treatments when plant physiology was unlikely to be limited by water, as well as the transition to a water-limited state. Exponential curves were fitted through the soil moisture data to visualise the average water usage of each species.

All statistical analyses were performed, and figures generated in R version 3.3.2. All GLMMs were run using the *lme4* package; and marginal R squared (R^2_M), and conditional R squared (R^2_C) values for GLMMs were generated using the MuMIn package.

RESULTS

There was considerable variability in the responses of seedlings of the seven species to protracted drought. Median survival time differed significantly, and ranged from 15.3 d in *Bauhinia purpurea* to 23.2 d in *Terminalia arjuna*. (Figure 1a; significant effect of species in the Mantel-Haenzel log-rank; $\chi^2 = 39.4$, $P < 0.001$). The survival time of species includes both the time from the start of the drought until the start of

drought-induced leaf necrosis and senescence, as well as the duration of the senescence. The proportion of both of these durations varied between species (Figure 1b). Median survival time for species was not significantly correlated with time to start of senescence (Figure 2a), but was significantly positively correlated with duration of senescence (Figure 2b; Pearson's $r = 0.78$, $P < 0.05$), and maximum survival time (Figure 2c; Pearson's $r = 0.83$, $P < 0.05$). Additionally, we found a significant inverse correlation between maximum leaf area attained and start of senescence (Figure 2d; Pearson's $r = -0.79$, $P < 0.05$).

Of the functional traits examined, seed size and SLA were significant predictors of growth rates of control (well-watered) seedlings (Figure 3). As expected, species with larger seeds and higher SLA grew faster and were taller, both at the very early stages of growth following germination (6-d old; Figure 3a and b) as well as over longer time periods (42-d old; Figure 3c and d). Overall the fixed effects of seed size and SLA explained 45% of the variation in height of 6-d old seedlings ($R^2_M = 0.45$, $R^2_C = 0.598$), and 68% of the variance for 42-d old seedlings ($R^2_M = 0.682$, $R^2_C = 0.682$).

Survival time was positively associated with seed size ($\beta = 0.068$, $SE = 0.033$, $P < 0.05$; Figure 4a) and negatively associated with SSD ($\beta = -0.075$, $SE = 0.032$, $P < 0.05$; Figure 4b). The addition of the species random effect marginally improved the predictive power of the model ($R^2_M = 0.171$, $R^2_C = 0.240$). Additionally, water-use rates of the species followed a similar pattern with soil moisture levels beginning to level off in all

species after about 9 d of drought (Figure 5).

DISCUSSION

Our results show that dry-forest tree seedlings display substantial drought resistance, and are capable of surviving for more than 2 wk during a protracted drought when they are just 3 wk of age. The species examined differed significantly in drought tolerance, and as expected, individuals of larger-seeded species survived droughts for longer.

Median survival time was positively correlated with the time from start of senescence until death, but not with time to start of senescence. The time from the start of drought until species started senescing was greater when they supported fewer leaves. The relatively long survival times in this study suggest that young dry-forest tree seedlings may be fairly resilient to intra-seasonal droughts. The significant variation in drought tolerance among species suggests that dry-forest species are likely to be differentially affected by the increased duration of growing-season droughts.

Seed size was positively related to relative growth rate of seedlings under well-watered conditions. Higher total biomass of seedlings in the first few mo after germination has been previously reported for large-seeded species (Fenner 1983, Jurado & Westoby 1992, Milberg & Lamont 1997). Similarly, studies of intra-specific variation in seed size have reported faster growth rates of seedlings that have come from larger seeds (Khurana & Singh 2001). However, comparative studies that have examined a broad taxonomic range of species show that seed size can be either unrelated (Dalling &

Hubbell 2002), or negatively related to species RGR (Fenner 1983, Leishman *et al.* 2000, Shipley & Peters 1990). It is important to note that RGR and absolute growth rate or size can show different relationships with seed size (Fenner 1983).

Species with higher SLA showed greater growth rates under well-watered conditions, congruent with previous studies which suggest that this key leaf functional trait is a good indicator of growth strategies (Reich *et al.* 1998, Shipley 2006, Wright & Westoby 2001). Interestingly, SSD was not a good indicator of seedling growth rates under well-watered conditions for the species examined here, although high SSDs have been previously linked to lower growth rates for young seedlings (Castro-Diez *et al.* 1998) and also for adult trees (Enquist *et al.* 1999, King *et al.* 2006). Species with harder stems invest more resources, specifically carbon, to create denser wood (Enquist *et al.* 1999, King *et al.* 2006). The benefits of denser wood include reduced susceptibility to drought stress and mortality via formation of xylem embolisms (Hacke *et al.* 2001, Lens *et al.* 2013, Martínez-Cabrera *et al.* 2009). However species with lower SSD may still demonstrate high drought resistance by using water stored within stems when drought stressed (Pineda-Garcia *et al.* 2013, Wolfe 2017), which was not accounted for in this study. The constrained range of SSDs among our study species, and specifically, the absence of species with very low SSDs in our study ($< 0.3 \text{ g cm}^{-3}$) might have precluded identifying a significant relationship between SSD and growth. Additionally, such relationships may be weaker in young seedlings, since they generally have less dense stems (Cornelissen *et al.* 2003) and less need for the mechanical support provided by

denser wood.

Seed size and SSD collectively explained 17- 23% of the variation in survival of seedlings, with seed size positively, and SSD negatively related to survival. Our results suggest that seed resources continue to contribute to seedling survival up until at least 1.5 mo of age. Previous studies have reported greater survivorship of larger-seeded species for as long as 6 mo after germination (Khurana & Singh 2004, Moles & Westoby 2004a). However, in contrast to expectations, seedlings with high SSD died sooner than those with lower SSDs. Denser stems are typically associated with thinner xylem vessels with thicker cell walls that help protect the seedlings from embolism and subsequent mortality (Hacke *et al.* 2001, Lens *et al.* 2013, Poorter & Markesteijn 2008). Thus, it is possible that the benefits of denser stems only become apparent once the seedlings are older and have had the opportunity to accumulate greater carbon stores in their woody stem tissues.

Median survival time was used in this study as the main measure of survival. It was strongly positively correlated with maximum survival time of species. Median survival was also positively correlated with duration of senescence or the time between the appearance of the first yellow leaf and death, but not with the number of \underline{d} from the start of the drought until the first yellow leaf appeared. This suggests the process of senescence influences the survival time of species experiencing drought more than time leading up to leaf senescence, when the plant is less stressed. This finding corroborates

past studies which also assert the importance of the process of senescence in seedling survival (Engelbrecht & Kursar 2003, Munné-Bosch & Alegre 2004, Tyree *et al.* 2003). A longer senescence period suggests the use of drought tolerance strategies, while a shorter time to the start of leaf senescence indicates the use of drought avoidance strategies. Thus, all of our species appear to use a combination of strategies, yet preferences can be detected when comparing species. Both *Bauhinia purpurea* and *Gmelina arborea* appear to be drought avoiders since they were the first to start leaf senescence, while *Bombax ceiba*, and *Terminalia arjuna* appear to be tolerators since they were the last to start senescence and also had the longest survival times. These two drought-resistance phenotypes have been discussed before and other dry-forest communities also encompass a similar combination of strategies (Markestijn and Poorter 2009, Slot and Poorter 2007). Furthermore, the time to the start of senescence was shorter in those species which supported a larger leaf area when the drought started. This was an expected pattern since those are the species which will transpire more and therefore use up their soil moisture reserves faster (Grant 2012, Vertessy *et al.* 1994).

This study focussed on isolated seedlings in a greenhouse. In tropical dry forests however, newly emerged seedlings will be surrounded by other individuals, including established grasses, which are strong competitors for water (Cramer *et al.* 2010, Davis *et al.* 1998, Dios *et al.* 2014). Thus, early growth and establishment may be very important where individuals are competing for a shared pool of water. Additionally, the

presence of competitors, particularly grasses may significantly diminish soil water availability and thus substantially reduce seedling ability to withstand drought stress.

Given that seeds germinate at the start of the wet season in order to avoid water limitation in the first few wk of life, dry-forest tree seedlings appear to be able to survive relatively long growing-season droughts, despite the fact that the seedling stage is the most drought sensitive stage of life (Grossnickle 2005, 2012,, Moles & Westoby 2004b, Padilla *et al.* 2007). However, our results indicate that increased duration of growing-season droughts will differentially affect species, and these negative effects are likely to be more pronounced for small-seeded species which have fewer seed resources to fall back on.

ACKNOWLEDGEMENTS

We would like to thank Dr. J. Ratnam, Assoc. Prof. K. Isvaran and Dr. S. Quader for the advice and help they generously gave during the initial planning of the project and also during the analysis stage. We would also like to thank the National Centre for Biological Sciences (NCBS) for the use of their greenhouse facilities and for providing all of the materials and equipment for the experiments. We are grateful for the help and support given by Y. V. Tiruvaimozhi during the setting up of the experiment. Finally, we would like to thank the anonymous reviewers and the editor for their comments and suggestions which greatly improved the manuscript.

LITERATURE CITED

- ALLEN, K., DUPUY, J. M., GEI, M. G., HULSHOF, C., MEDVIGY, D., PIZANO, C., SALGADO-NEGRET, B., SMITH, C. M., TRIERWEILER, A., VAN BLOEM, S. J., WARING, B. G., XU, X. & POWERS, J. S. 2017. Will seasonally dry tropical forests be sensitive or resistant to future changes in rainfall regimes? *Environmental Research Letters* 12:023001.
- BOLKER, B. M., BROOKS, M. E., CLARK, C. J., GEANGE, S. W., POULSEN, J. R., STEVENS, M. H. H. & WHITE, J. S. S. 2009. Generalized linear mixed models: a practical guide for ecology and evolution. *Trends in Ecology & Evolution* 24:127–135.
- CAESAR, A. 2003. Synergistic interaction of soilborne plant pathogens and root-attacking insects in classical biological control of an exotic rangeland weed. *Biological Control* 28:144–153.
- CASTRO-DIEZ, P., PUYRAVAUD, J., CORNELISSEN, J. & VILLAR-SALVADOR, P. 1998. Stem anatomy and relative growth rate in seedlings of a wide range of woody plant species and types. *Oecologia* 116:57–66.
- CORNELISSEN, J. H. C., CERABOLINI, B., CASTRO-DIEZ, P., VILLAR-SALVADOR, P., MONTSERRAT-MARTÍ, G., PUYRAVAUD, J., MAESTRO, M., WERGER, M. J. A. & AERTS, R. 2003. Functional traits of woody plants: correspondence of species rankings between field adults and laboratory-grown seedlings? *Journal of Vegetation Science* 14:311–322.
- CRAMER, M. D., VAN CAUTER, A. & BOND, W. J. 2010. Growth of N₂-fixing

- African savanna *Acacia* species is constrained by below-ground competition with grass. *Journal of Ecology* 98:156–167.
- DALLING, J. W. & HUBBELL, S. 2002. Seed size, growth rate and gap microsite conditions as determinants of recruitment success for pioneer species. *Journal of Ecology* 90:557–568.
- DAVIS, M. A., WRAGE, K. J. & REICH, P. B. 1998. Competition between tree seedlings and herbaceous vegetation: support for a theory of resource supply and demand. *Journal of Ecology* 86:652–661.
- DIOS, V. R., WELTZIN, J. F., SUN, W., HUXMAN, T. E. & WILLIAMS, D. G. 2014. Transitions from grassland to savanna under drought through passive facilitation by grasses. *Journal of Vegetation Science* 25:937–946.
- ENGELBRECHT, B. M. & KURSAR, T. A. 2003. Comparative drought-resistance of seedlings of 28 species of co-occurring tropical woody plants. *Oecologia* 136:383–393.
- ENGELBRECHT, B. M., DALLING, J. W., PEARSON, T. R., WOLF, R. L., GALVEZ, D. A., KOEHLER, T., TYREE, M. T. & KURSAR, T. A. 2006. Short dry spells in the wet season increase mortality of tropical pioneer seedlings. *Oecologia* 148:258–269.
- ENQUIST, B. J., WEST, G. B., CHARNOV, E. L. & BROWN, J. H. 1999. Allometric scaling of production and life-history variation in vascular plants. *Nature* 401:907–911.

- FENNER, M. 1983. Relationships between seed weight, ash content and seedling growth in twenty-four species of Compositae. *New Phytologist* 95:697–706.
- GRANT, O. M. 2012. Understanding and exploiting the impact of drought stress on plant physiology. Pp. 89–104 in Ahmad, P. & Prasad, M.N.V. (eds.). *Abiotic stress responses in plants*. Springer, New York.
- GROSSNICKLE, S. C. 2005. Importance of root growth in overcoming planting stress. *New Forests* 30:273–294.
- GROSSNICKLE, S. C. 2012. Why seedlings survive: influence of plant attributes. *New Forests* 43:711–738.
- HACKE, U. G., SPERRY, J. S., POCKMAN, W. T., DAVIS, S. D. & MCCULLOH, K. A. 2001. Trends in wood density and structure are linked to prevention of xylem implosion by negative pressure. *Oecologia* 126:457–461.
- HOSSAIN, M. A., UDDIN, M. S., SHUMI, W. & AB SHUKOR, N. A. 2014. Depulping of fruits and soaking the seeds enhances the seed germination and initial growth performance of *Terminalia belerica* Roxb. seedlings. *American Journal of Plant Sciences* 5:714.
- IPCC. 2013. Climate Change 2013: The Physical Science Basis: Working Group I Contribution to the Fifth Assessment Report of the Intergovernmental Panel On Climate Change. Cambridge University Press, Cambridge. 1586 pp.
- JURADO, E. & WESTOBY, M. 1992. Seedling growth in relation to seed size among species of arid Australia. *Journal of Ecology*:407–416.
- KHURANA, E. & SINGH, J. 2001. Ecology of seed and seedling growth for

- conservation and restoration of tropical dry forest: a review. *Environmental Conservation* 28:39–52.
- KHURANA, E. & SINGH, J. 2004. Germination and seedling growth of five tree species from tropical dry forest in relation to water stress: impact of seed size. *Journal of Tropical Ecology* 20:385–396.
- KING, D. A., DAVIES, S. J., TAN, S. & NOOR, N. S. 2006. The role of wood density and stem support costs in the growth and mortality of tropical trees. *Journal of Ecology* 94:670–680.
- LEISHMAN, M. R. & WESTOBY, M. 1994. The role of seed size in seedling establishment in dry soil conditions—experimental evidence from semi-arid species. *Journal of Ecology*:249–258.
- LEISHMAN, M. R., WRIGHT, I. J., MOLES, A. T., & WESTOBY, M. 2000. The evolutionary ecology of seed size. Pp. 31-57 in Fenner, M. (eds.). *Seeds: the ecology of regeneration in plant communities 2nd Edition*. CABI Publishing, Oxon
- LENS, F., TIXIER, A., COCHARD, H., SPERRY, J. S., JANSEN, S. & HERBETTE, S. 2013. Embolism resistance as a key mechanism to understand adaptive plant strategies. *Current Opinion in Plant Biology* 16:287–292.
- LIEBERMAN, D. & LI, M. 1992. Seedling recruitment patterns in a tropical dry forest in Ghana. *Journal of Vegetation Science* 3:375–382.

- MARKESTEIJN, L. & POORTER, L. 2009. Seedling root morphology and biomass allocation of 62 tropical tree species in relation to drought- and shade-tolerance. *Journal of Ecology* 97:311–325.
- MARTÍNEZ-CABRERA, H. I., JONES, C. S., ESPINO, S. & SCHENK, H. J. 2009. Wood anatomy and wood density in shrubs: responses to varying aridity along transcontinental transects. *American Journal of Botany* 96:1388–1398.
- MILBERG, P. & LAMONT, B. B. 1997. Seed/cotyledon size and nutrient content play a major role in early performance of species on nutrient-poor soils. *New Phytologist* 137:665–672.
- MILES, L., NEWTON, A. C., DEFRIES, R. S., RAVILIOUS, C., MAY, I., BLYTH, S., KAPOV, V. & GORDON, J. E. 2006. A global overview of the conservation status of tropical dry forests. *Journal of Biogeography* 33:491–505.
- MOLES, A. T. & WESTOBY, M. 2004a. Seedling survival and seed size: a synthesis of the literature. *Journal of Ecology* 92:372–383.
- MOLES, A. T. & WESTOBY, M. 2004b. What do seedlings die from and what are the implications for evolution of seed size? *Oikos* 106:193–199.
- MUNNÉ-BOSCH, S. & ALEGRE, L. 2004. Die and let live: leaf senescence contributes to plant survival under drought stress. *Functional Plant Biology* 31:203–216.
- PADILLA, F. M., DE DIOS MIRANDA, J. & PUGNAIRE, F. I. 2007. Early root growth plasticity in seedlings of three Mediterranean woody species. *Plant and Soil* 296:103–113.

- PÉREZ-HARGUINDEGUY, N., DÍAZ, S., GARNIER, E., LAVOREL, S., POORTER, H., JAUREGUIBERRY, P., BRET-HARTE, M., CORNWELL, W., CRAINE, J., GURVICH, D. URCELAY, C., VENEKLAAS, E., REICH, P., POORTER, L., WRIGHT, I., RAY, P., ENRICO, L., PAUSAS, J., DE VOS, A., BUCHMANN, N., FUNES, G., QUETIER, F., HODGSON, J., THOMPSON, K., MORGAN, H., TER STEEGE, H., VAN DER HEIJDEN, M., SACK, L., BLONDER, B., POSCHLOD, P., VAIERETTI, M., CONTI, G., STAVER, A., AQUINO, S. & CORNELLISSEN, H. 2013. New handbook for standardised measurement of plant functional traits worldwide. *Australian Journal of Botany* 61:167–234.
- PINEDA-GARCIA, F., PAZ, H. & MEINZER, F. C. 2013. Drought resistance in early and late secondary successional species from a tropical dry forest: the interplay between xylem resistance to embolism, sapwood water storage and leaf shedding. *Plant, Cell & Environment* 36:405–418.
- POORTER, L. & MARKESTEIJN, L. 2008. Seedling traits determine drought tolerance of tropical tree species. *Biotropica* 40:321–331.
- PYKE, D. A. & THOMPSON, J. N. 1986. Statistical analysis of survival and removal rate experiments. *Ecology* 67:240–245.
- REICH, P. B. 2014. The world-wide ‘fast–slow’ plant economics spectrum: a traits manifesto. *Journal of Ecology* 102:275–301.
- REICH, P. B., ELLSWORTH, D. & WALTERS, M. 1998. Leaf structure (specific leaf area) modulates photosynthesis–nitrogen relations: evidence from within and across species and functional groups. *Functional Ecology* 12:948–958.

- RITZ, C., BATY, F., STREIBIG, J. C. & GERHARD, D. 2015. Dose-response analysis using R. *PloS One* 10:e0146021.
- SCHIELZETH, H. 2010. Simple means to improve the interpretability of regression coefficients. *Methods in Ecology and Evolution* 1:103–113.
- SEIDEL, H. & MENZEL, A. 2016. Above-ground dimensions and acclimation explain variation in drought mortality of Scots pine seedlings from various provenances. *Frontiers in Plant Science* 7:1014.
- SHIPLEY, B. 2006. Net assimilation rate, specific leaf area and leaf mass ratio: which is most closely correlated with relative growth rate? A meta-analysis. *Functional Ecology* 20:565–574.
- SHIPLEY, B. & PETERS, R. 1990. The allometry of seed weight and seedling relative growth rate. *Functional Ecology*:523–529.
- SINGH, L. & SINGH, J. 1991. Species structure, dry matter dynamics and carbon flux of a dry tropical forest in India. *Annals of Botany* 68:263–273.
- SLOT, M. & POORTER, L. 2007. Diversity of tropical tree seedling responses to drought. *Biotropica* 39:683–690.
- TYREE, M. T., ENGELBRECHT, B. M., VARGAS, G. & KURSAR, T. A. 2003. Desiccation tolerance of five tropical seedlings in Panama. Relationship to a field assessment of drought performance. *Plant Physiology* 132:1439–1447.
- VARMA, V. & OSURI, A. M. 2013. Black Spot: a platform for automated and rapid estimation of leaf area from scanned images. *Plant Ecology* 214:1529–1534.
- VERTESSY, R., BENYON, R., O’SULLIVAN, S. & GRIBBEN, P. 1994. Leaf area and

tree water use in a 15-year-old mountain ash forest, Central Highlands, Victoria.
Cooperative Research Centre for Catchment Hydrology Technical Report 93.

WOLFE, B. T. 2017. Retention of stored water enables tropical tree saplings to survive extreme drought conditions. *Tree Physiology* 37:469–480.

WRIGHT, I. J. & WESTOBY, M. 2001. Understanding seedling growth relationships through specific leaf area and leaf nitrogen concentration: generalisations across growth forms and growth irradiance. *Oecologia* 127:21–29.

WRIGHT, I. J., REICH, P. B., WESTOBY, M., ACKERLY, D. D., BARUCH, Z., BONGERS, F., CAVENDER-BARES, J., CHAPIN, T., CORNELISSEN, J. H., DIEMER, M., FLEXAS, J., GARNIER, E., GROOM, P. K., GULIAS, J., HIKOSAKA, K., LAMONT, B. B., LEE, T., LEE, W., LUSK, C., MIDGLEY, J. J., NAVAS, M. L., NIINEMETS, U., OLEKSYN, J., OSADA, N., POORTER, H., POOT, P., PRIOR, L., PYANKOV, V. I., ROUMET, C., THOMAS, S. C., TJOELKER, M. G., VENEKLAAS, E. J. & VILLAR, R. 2004. The worldwide leaf economics spectrum. *Nature* 428:821–827.

WRIGHT, I. J., FALSTER, D. S., PICKUP, M. & WESTOBY, M. 2006. Cross-species patterns in the coordination between leaf and stem traits, and their implications for plant hydraulics. *Physiologia Plantarum* 127:445–456.

WRIGHT, S. J., KITAJIMA, K., KRAFT, N. J. B., REICH, P. B., WRIGHT, I. J., BUNKER, D. E., CONDIT, R., DALLING, J. W., DAVIES, S. J., DÍAZ, S., ENGELBRECHT, B. M. J., HARMS, K. E., HUBBELL S. P., MARKS, C. O., RUIZ-JAEN, M. C., SALVADOR, C. M. & ZANNE, A. E. 2010. Functional

traits and the growth–mortality trade-off in tropical trees. *Ecology* 91:3664–3674.

Table 1. Species used in this study and the codes used in the text as well as relative growth rate (RGR), seed size, seedling height and germination time details for all species. Height and RGR were determined using well-watered controls. All numerical values shown as mean \pm SE.

Species	Code	Family	RGR (cm cm^{-1} mo^{-1})	Seed weight (mg)	Height on d 45 (cm)	Germina- tion time (d)
<i>Bauhinia purpurea</i> L.	bapu	Fabaceae	0.92 ± 0.069	355 ± 19	11.6 ± 0.55	6.30 ± 0.31
<i>Bombax ceiba</i> L.	boce	Malvaceae	0.80 ± 0.051	65 ± 2	15.5 ± 0.57	7.25 ± 0.38
<i>Gmelina arborea</i> Roxb.	gmar	Lamiaceae	1.00 ± 0.054	830 ± 42	11.8 ± 0.66	12.0 ± 0.65
<i>Limonia acidissima</i> Griff.	liac	Rutaceae	0.82 ± 0.081	43 ± 2	8.96 ± 0.65	14.5 ± 0.37
<i>Phyllanthus emblica</i> L.	phem	Phyllanthaceae	0.82 ± 0.051	24 ± 1	10.8 ± 0.50	7.45 ± 0.15
<i>Terminalia arjuna</i> (Roxb. ex DC.) Wight & Arn.	tear	Combretaceae	0.67 ± 0.027	4248 ± 221	17.4 ± 0.52	18.3 ± 0.75
<i>Wrightia tinctoria</i> R.Br.	wrti	Apocynaceae	1.17 ± 0.051	38 ± 1	10.5 ± 0.67	6.25 ± 0.16

FIGURES

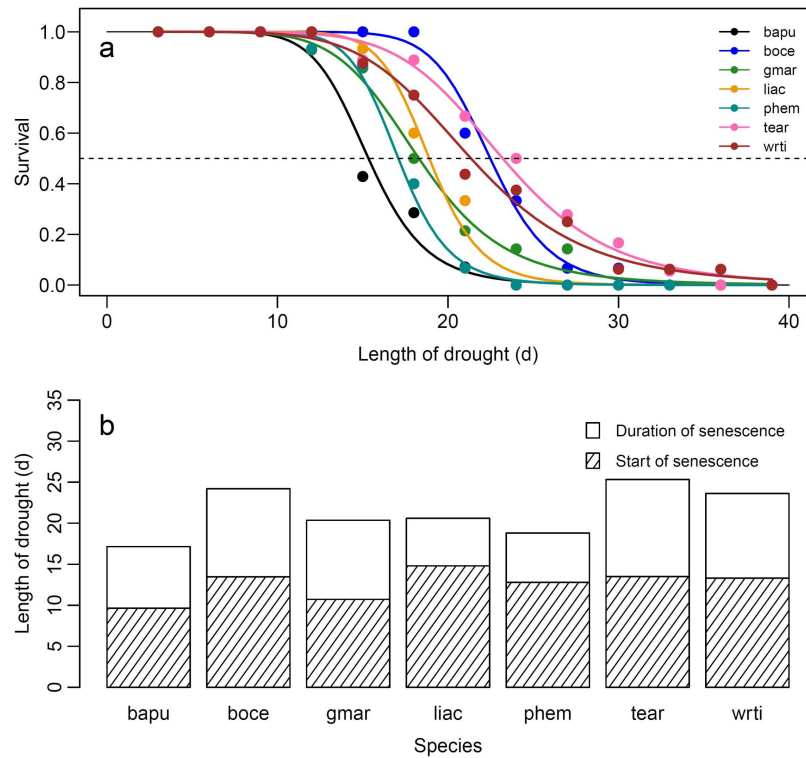


Figure 1: Proportion of seedlings growing in a greenhouse in Bangalore, India surviving as a function of time from the start of drought (a). Each species is plotted in a different colour, as shown in the legend., where species are referred to by their four-letter codes which are used throughout the text and figures. Species names and corresponding codes are given in Table 1. The dashed line demarcates 50% survival. Bar plot showing median survival for a each species (b). Each bar is split into the time from the start of drought until the start of senescence (shaded portion), and the duration of senescence until death (unshaded portion).

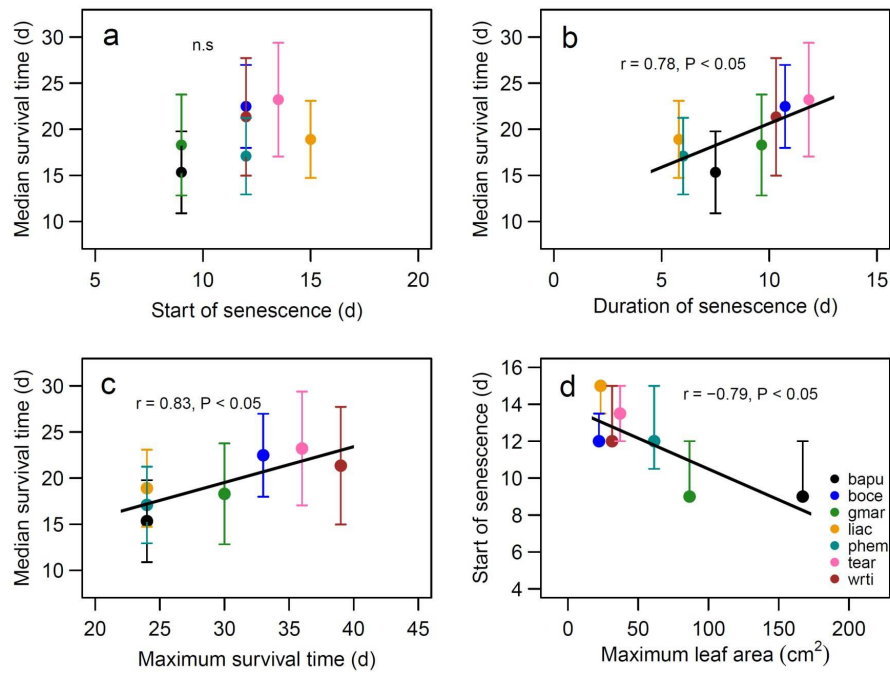


Figure 2: Correlations between survival parameters of seedlings subjected to drought, within a greenhouse in Bangalore, India. Median survival plotted against time to start of senescence (a), duration of senescence (b), and maximum survival time (c). Time to start of senescence plotted against maximum leaf area (d). Legend provided in (d) contains the species codes corresponding to each colour for all four plots. Species names and corresponding codes are given in Table 1.

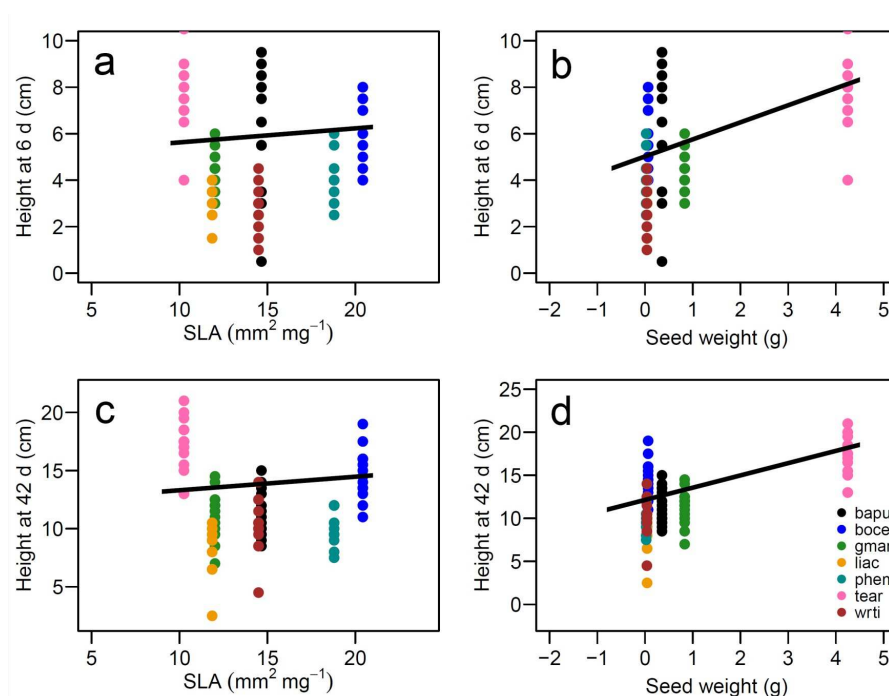


Figure 3. Functional traits as predictors of growth in control or well-watered seedlings in a greenhouse in Bangalore, India: height of seedlings at 6-d of age as a function of specific leaf area (SLA) (a), and seed weight (b). Height of seedlings at 42-d of age as a function of SLA (c), and seed weight (d). The equations for the lines of best fit were obtained from GLMMs and then back-transformed to permit plotting on the original axes. All predictors shown were significant at $P < 0.05$. Legend provided in (d) contains the species codes corresponding to each colour for all four plots. Species names and corresponding codes are given in Table 1.

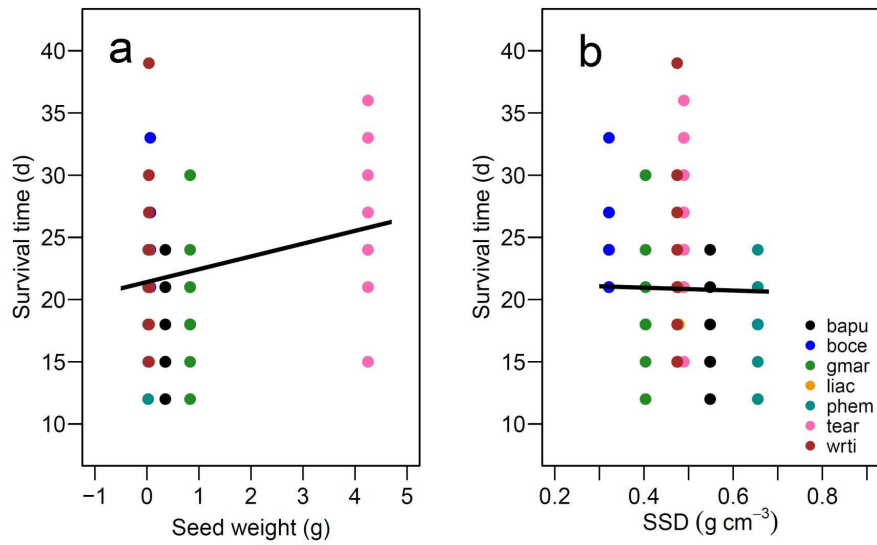


Figure 4: Functional traits as predictors of survival time of seedlings subjected to drought in a greenhouse in Bangalore, India. Log survival time as a function of seed weight (a), and stem specific density (SSD) (b), Equations for the lines of best fit were obtained from GLMMs and then back-transformed to permit plotting on the original axes. All predictors shown were significant at $P < 0.05$. Legend provided in (b) contains the species codes corresponding to each colour for both plots. Species names and corresponding codes are given in Table 1.

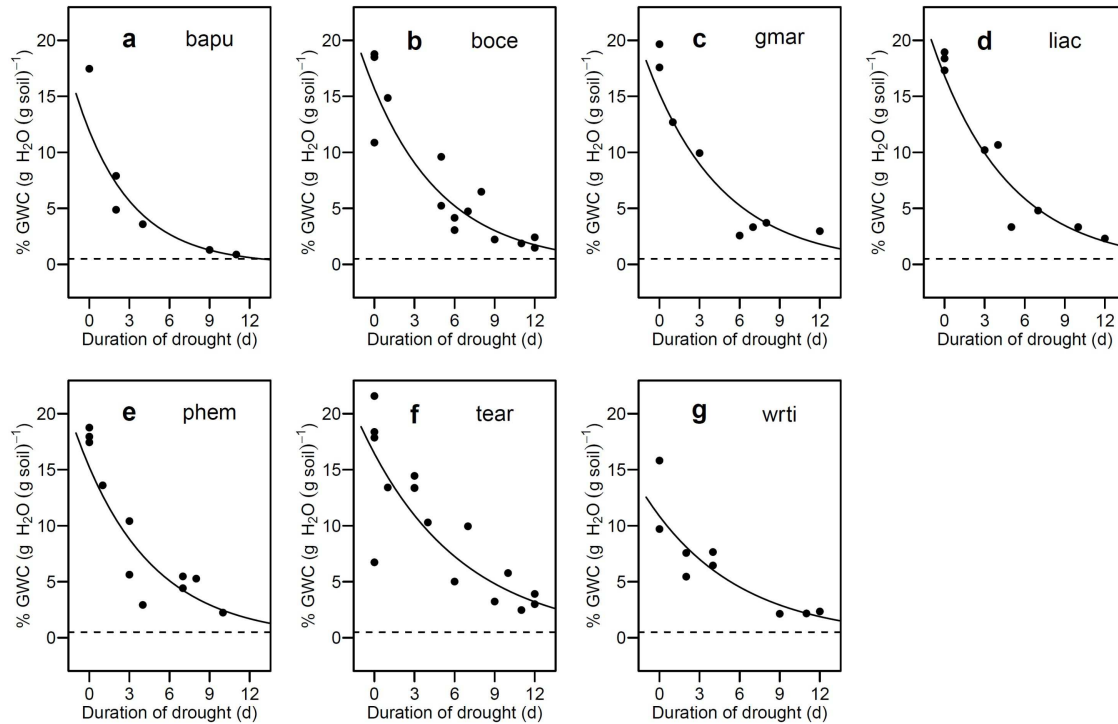


Figure 5: Water use in dry-forest tree seedlings at the beginning of a drought in a greenhouse in Bangalore India. Gravimetric Water Content (GWC) plotted as a function of the first 12 d of drought for each species (a-g). Each plot is titled with the corresponding four-letter species code, species names and corresponding codes are given in Table 1. The lines of best fit are plotted for each species and are described by an exponential function.