

This is a repository copy of *Observation of the competing fission modes in 178 Pt.*

White Rose Research Online URL for this paper:
<https://eprints.whiterose.ac.uk/142646/>

Version: Published Version

Article:

Tsekhanovich, Igor, Andreyev, A. N. orcid.org/0000-0003-2828-0262, Nishio, K. et al. (12 more authors) (2019) Observation of the competing fission modes in 178 Pt. *Physics Letters, Section B: Nuclear, Elementary Particle and High-Energy Physics*. pp. 583-588. ISSN 0370-2693

<https://doi.org/10.1016/j.physletb.2019.02.006>

Reuse

This article is distributed under the terms of the Creative Commons Attribution-NonCommercial-NoDerivs (CC BY-NC-ND) licence. This licence only allows you to download this work and share it with others as long as you credit the authors, but you can't change the article in any way or use it commercially. More information and the full terms of the licence here: <https://creativecommons.org/licenses/>

Takedown

If you consider content in White Rose Research Online to be in breach of UK law, please notify us by emailing eprints@whiterose.ac.uk including the URL of the record and the reason for the withdrawal request.



Observation of the competing fission modes in ^{178}Pt

I. Tsekhanovich^{a,*}, A.N. Andreyev^{b,c,d}, K. Nishio^c, D. Denis-Petit^a, K. Hirose^c, H. Makii^c, Z. Matheson^e, K. Morimoto^f, K. Morita^{f,g}, W. Nazarewicz^e, R. Orlandi^c, J. Sadhukhan^{h,i}, T. Tanaka^{f,g}, M. Vermeulen^c, M. Warda^j

^a CENBG, CNRS/IN2P3-Université de Bordeaux, 33170 Gradignan, France

^b Department of Physics, University of York, York YO10 5DD, United Kingdom

^c Advanced Science Research Center, Japan Atomic Energy Agency, Tokai, Ibaraki 319-1195 Japan

^d ISOLDE, CERN, CH-1211 Geneve 23, Switzerland

^e Department of Physics and Astronomy and FRIB Laboratory, Michigan State University, East Lansing, MI 48824, USA

^f RIKEN Nishina Center for Accelerator-Based Science, Saitama 351-0198, Japan

^g Department of Physics, Kyushu University, Fukuoka 819-0395, Japan

^h Variable Energy Cyclotron Centre, Kolkata 700064, India

ⁱ Homi Bhabha National Institute, Mumbai 400094, India

^j Institute of Physics, Maria Curie-Skłodowska University, 20-031 Lublin, Poland

ARTICLE INFO

Article history:

Received 21 December 2018

Received in revised form 5 February 2019

Accepted 8 February 2019

Available online 12 February 2019

Editor: V. Metag

Keywords:

^{178}Pt

Fusion–fission

Symmetric and asymmetric fission modes

ABSTRACT

Fragment mass distributions from fission of the excited compound nucleus ^{178}Pt have been deduced from the measured fragment velocities. The ^{178}Pt nucleus was created at the JAEA tandem facility in a complete fusion reaction $^{36}\text{Ar} + ^{142}\text{Nd}$, at beam energies of 155, 170 and 180 MeV. The data are indicative of a mixture of the mass-asymmetric and mass-symmetric fission modes associated with higher and lower total kinetic energies of the fragments, respectively. The measured fragment yields are dominated by asymmetric mass splits, with the symmetric mode contributing at the level of $\approx 1/3$. This constitutes the first observation of a multimodal fission in the sub-lead region. Most probable experimental fragment-mass split of the asymmetric mode, $A_L/A_H \approx 79/99$, is well reproduced by nuclear density functional theory using the UNEDF1-HFB and D1S potentials. The symmetric mode is associated by theory with very elongated fission fragments, which is consistent with the observed total kinetic energy/fragment mass correlation.

© 2019 Published by Elsevier B.V. This is an open access article under the CC BY license (<http://creativecommons.org/licenses/by/4.0/>). Funded by SCOAP³.

1. Introduction

Understanding of the nuclear fission process is important for many areas of fundamental science, technology, and medicine. In particular, fission is crucial for the existence of many transuranium nuclei, including the predicted long-lived superheavy isotopes [1,2], as well as for the heavy element formation in the astrophysical r -process [3–6]. Better knowledge of fission properties is also essential for our understanding of the antineutrino flux from nuclear reactors [7,8]. Regardless of the area, one needs detailed information on fission rates and fission fragment (FF) mass distributions (FFMDs).

At present, our experimental knowledge of fission is primarily limited to nuclei close to the stability line [9,10] and within a

fairly narrow isospin range $N/Z \sim 1.48$ – 1.58 . Extrapolation of this knowledge to higher neutron-excess regions ($N/Z > 1.8$) relevant to the r -process is highly model dependent [3,5,6]. While there has been exciting progress in global modeling of nuclear properties, facilitated by advanced computing, a comprehensive, microscopic explanation of nuclear fission is still difficult to achieve, due to complexity of the process [11,12]. To advance theoretical modeling of fission, experimental FFMDs data are needed in broader range of N/Z -values, to test the isospin dependence of model predictions.

Due to its experimental accessibility, the neutron-deficient sub-lead region ($N/Z \sim 1.3$) provides excellent testing ground for studies of the isospin dependence of fission observables. Due to its exotic N/Z ratio, new facets of the fission process can be expected. Indeed, the observation of asymmetric fission of $^{178,180}\text{Hg}$ [13,14] attributed to shell effects in pre-scission configurations [15–18] has generated an appreciable interest in this region, both experimentally and theoretically. Inspired by the ^{180}Hg results, FFMDs

* Corresponding author.

E-mail address: tsekhano@cenbg.in2p3.fr (I. Tsekhanovich).

Table 1
Initial beam energy E_{beam} and its value (in brackets) at a mid-thickness of the target; mid-target CN excitation energy E_{CN}^* obtained from the reaction mass balance; average induced angular momentum $\bar{\ell}$; calculated fission-barrier height $B_{f,\bar{\ell}}$; average energy \bar{E}_v taken away by pre-fission neutrons; rotational energy E_{rot} ; effective excitation energy $E_{\text{CN}}^{\text{eff}}$ derived as $E_{\text{CN}}^* - B_{f,\bar{\ell}} - \bar{E}_v - E_{\text{rot}}$; TKE distribution components TKE^{low} and TKE^{high} ; and their widths $\sigma_{\text{TKE}^{\text{low}}}$ and $\sigma_{\text{TKE}^{\text{high}}}$. All values are in units of MeV, except for $\bar{\ell}$ expressed in \hbar . The uncertainties are of statistical origin.

E_{beam}	E_{CN}^*	$\bar{\ell}^a$	$B_{f,\bar{\ell}}^b$	\bar{E}_v^c	E_{rot}	$E_{\text{CN}}^{\text{eff}}$	TKE^{low}	$\sigma_{\text{TKE}^{\text{low}}}$	TKE^{high}	$\sigma_{\text{TKE}^{\text{high}}}$
155.0(153.9)	38.6	9.0	12.7	0.3	0.7	24.9	–	–	–	–
170.0(168.8)	50.5	28.2	10.1	9.9	5.0	25.5	114.7(43)	12.6(13)	133.4(13)	10.9(4)
180.0(178.8)	58.4	37.6	8.1	16.3	8.5	25.5	114.6(64)	15.4(16)	131.2(9)	12.6(3)

^a Derived from the coupled-channel calculation of the CN production probabilities [34].

^b Initial values from [35] corrected for rotation [36].

^c Calculated in accordance with procedure described in [19].

have been experimentally studied for several neutron-deficient sub-lead nuclei [14,19–21]. As shown by theory [15–17,22–25], the topology of potential energy surfaces (PES) in sub-lead nuclei is significantly different (flat, broad and rather structureless) from those in the actinides, which explains fairly low dependence of the corresponding experimental FFMDs on the compound nucleus (CN) excitation energy (cf. [19]). According to the global survey of calculated FFMDs [26], a new extended region of asymmetric fission is expected in neutron-deficient Re–Pb isotopes with $98 \leq N \leq 116$. It is separated from predominantly asymmetrically-fissioning actinides by a zone of symmetric fission around Ir–At in the vicinity of $N \sim 120$ –126 [9], whose properties were extensively investigated in the past (cf., e.g., Refs. [27,28]). The experimentally studied neutron-deficient $^{178,180,182,190,195}\text{Hg}$ and $^{179,189}\text{Au}$ isotopes [13,14,19–21] lie on the northern border of this region. As concluded in Ref. [26], new high-quality FFMDs data for selected sub-lead isotopes are needed to test and guide theoretical developments.

In the transitional regions between asymmetrically and symmetrically fissioning sub-lead nuclei, an interplay between different fission modes might exist, by analogy to light [29,30] and heavy [31,32] actinides. In view of PES properties in the sub-lead region [13,15–17], an observation of a competition between fission modes will shed light on the nature of near-scission configurations of nuclei, which are some 60 nucleons lighter and greatly deficient in neutrons, as compared to actinides and transactinides. This Letter provides the first experimental demonstration of the existence of competing fission modes in sub-lead nuclei, by revealing the presence of asymmetric and symmetric fission modes through measurements of FFMDs from fission of ^{178}Pt .

2. Experiment

^{178}Pt was produced at the JAEA tandem accelerator [33] in a complete fusion reaction $^{36}\text{Ar} + ^{142}\text{Nd} \rightarrow ^{178}\text{Pt}^*$. A $75 \mu\text{g}/\text{cm}^2$ -thick ^{142}Nd target was made by sputtering of the $^{142}\text{NdF}_3$ material (isotopically enriched to 99%) onto a thin ($42 \mu\text{g}/\text{cm}^2$) carbon backing facing the beam. Stability of the target performance with irradiation time was confirmed by the measurements of the ^{36}Ar ions scattered into a Si detector placed at backward angles, as well as by the constancy (within every beam energy setting) of the counting rate monitored during the experiment. The ^{36}Ar beam intensity was a few pA, and the measurements were performed at three beam-energy settings (155, 170, and 180 MeV). Table 1 gives details on the energy balance of the formed CN.

The coincident fission fragments of ^{178}Pt were detected with a two-arm time-of-flight (TOF) setup placed downstream the target, with two TOF arms positioned symmetrically at $\pm 60^\circ$ relative to the beam axis, with horizontal and vertical acceptance of $\pm 15^\circ$. The chosen detection angles allowed for similar angular acceptance for both mass-symmetric and mass-asymmetric fission events and, thus, excluded influence of the setup geometry on the observed fis-

sion properties. Each TOF arm was comprised of a micro-channel plate based detector (MCP) and a position-sensitive multi-wire proportional counter (MWPC), providing the timing START and STOP signals. For the central trajectory, the target–MCP foil distance was 67 mm, and the TOF base of 243 mm was identical for the two TOF arms. The MWPCs (active area of $200 \times 200 \text{ mm}^2$) were operated with isobutane gas at a pressure of 1.5 Torr and had a $2 \mu\text{m}$ aluminum-coated Mylar entrance window, whereas the MCP-based detectors were equipped with a thin ($0.5 \mu\text{m}$) Mylar foil coated with Au and CsI (100 \AA and 20 \AA of thickness, respectively). In addition to timing signals and spacial coordinates for the detected events, the MWPCs have also provided information on their partial energy loss in the isobutane.

3. Results

Figs. 1a–b give samples of recorded coincident data, in which experimental observables (timing signals and energies) are used without any preliminary treatment. Three groups of events are distinctly visible in the plots. Their identification as projectile/target scattering and fission events is obvious directly from the plotted raw data.

For the follow-up analysis, we select fission events by making use of two conditions on the observables, indicated in Figs. 1a–b as contours.¹ Angular information extracted from the MWPC impact coordinates (folding angles: see Ref. [19] for details) was used to check for the selection quality.

For every identified fission event, velocities of coincident FFs were derived from the measured TOF values and TOF distances calculated with help of the MWPC coordinates. They were then calibrated with the scattered ^{36}Ar beam and corrected for the reaction kinematics, as well as for attenuation in the target (calculated for a half of the thickness) and the TOF detectors' foils.

Fig. 1c shows the obtained FF velocities for one of the TOF arms. The striking feature of these distributions is their pronounced non-symmetric character. A good description of the velocity spectra is achieved with a two-Gaussian fit, as demonstrated in the inset of Fig. 1c. For coincident fragments, one finds a correlation of events from the low- and high-velocity groups in the velocity spectra from the two TOF arms. This inequality in velocities of coincident FFs allows one to conclude that the fission of ^{178}Pt produces fragments with different masses and is therefore predominantly asymmetric.

Importantly, the two-component velocity fits as in Fig. 1c deliver very different distribution widths and thus do not yield the same integral for the expected light and heavy fragment groups.

¹ An alternative approach for the fission event selection is to extract from the measured data masses and total kinetic energies and to construct a corresponding correlation plot, as shown in Fig. 1d. This analysis does not necessitate any prior gating but uses two-body fission kinematics for all of the measured events.

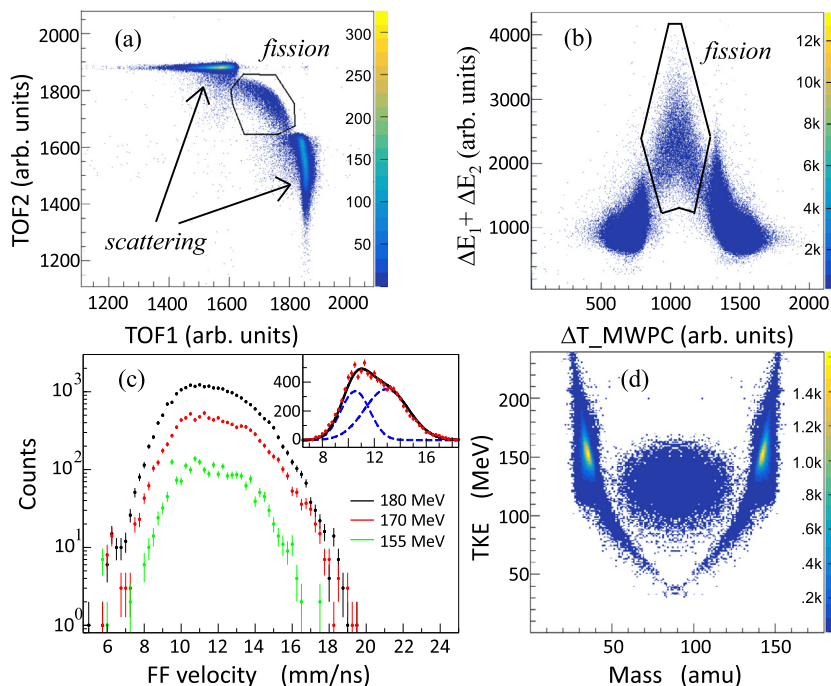


Fig. 1. (a) Two-dimensional TOF1–TOF2 raw-data spectrum for coincident events at $E_{\text{beam}} = 170$ MeV. Events in the black contour are from fission; remaining events are from the projectile-target scattering and transfer reactions. (b) Summed energy signals from the MWPC detectors for $E_{\text{beam}} = 170$ MeV plotted against the difference in their timing signals (coincidence with MCPs not demanded). Contoured are fission events producing more ionization in detectors, due to their significantly larger ionic charge states and, hence, higher effective charges than scattered beam/target nuclei. (c) FF velocities after calibration with the scattered ^{36}Ar beam, corrected for attenuation in the target and TOF detectors. The inset shows a typical (free) fit of the data at $E_{\text{beam}} = 170$ MeV. (d) Events from (a) represented in terms of their total kinetic energy and mass both calculated from experimentally obtained velocities, assuming fission process as the only events' origin. The group of events in the plot's center is coincident with data in contours in (a) and (b).

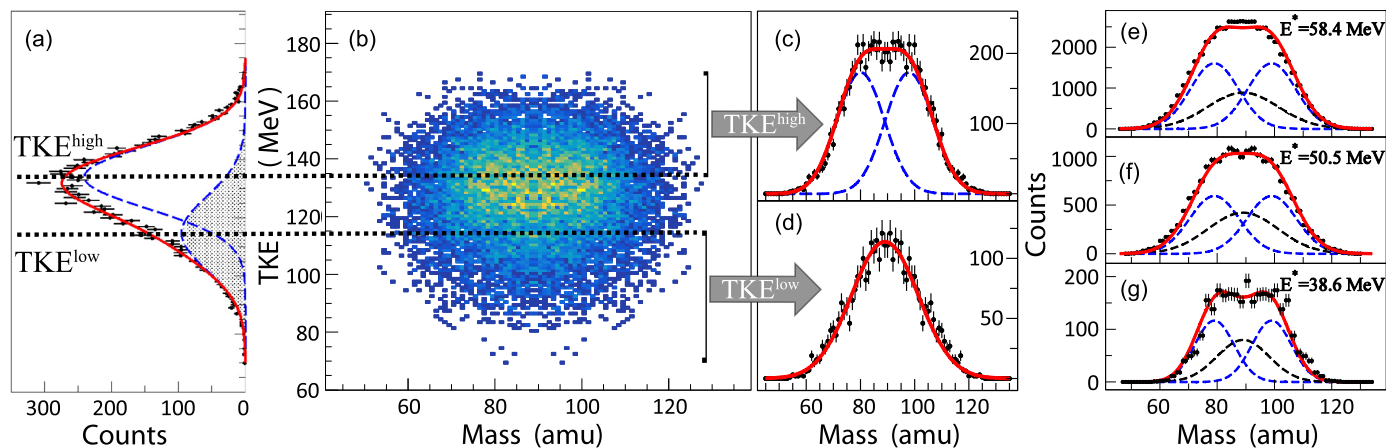


Fig. 2. (a) TKE distribution for $E_{\text{beam}} = 170$ MeV (projection of (b) onto the TKE-axis) de-convoluted into two components with derived positions of TKE^{high} and TKE^{low} , shown by dotted horizontal lines, see text for details. (b) TKE – FF mass correlation obtained with events' selection as in Figs. 1a–b. TKE scale is identical for both (a) and (b). Mass spectra gated on events above TKE^{high} (c) and below TKE^{low} (d) fitted with a double- and single-Gaussian unconstrained function; fit results given by red lines. (e–g) Total FFMDs at different CN excitation energies (cf. Table 1). Solid red lines result from a fit with fixed symmetric and asymmetric mode positions. Blue and black dashed lines show the asymmetric and symmetric fit components, respectively. Experimental mass resolution is $\sigma_A^{\text{exp}} = 2.9$ amu, as deduced from the width of the ^{36}Ar peak (not shown).

This is a direct indication of presence of symmetric-fission events in the data.

The mass numbers A_L and A_H of light and heavy FF groups, respectively, along with their respective total kinetic energy (TKE), can be readily derived from the fragments' velocities v_L and v_H , under assumption of no particle emission (i.e., $A_L + A_H = A_{\text{CN}}$) from the compound nucleus A_{CN} during the pre-fission stage: $A_L v_L = A_H v_H$ and $\text{TKE} = 0.5 M_{\text{CN}} v_L v_H$, M_{CN} being mass of the compound nucleus. An example of the deduced TKE-mass data is shown in Fig. 2b. Projection of the data in Fig. 2b on the TKE-axis

gives the TKE distribution (Fig. 2a), whose average value $\overline{\text{TKE}}$ and width σ_{TKE} are found to slightly change with the increasing beam energy ($\Delta \overline{\text{TKE}} = -1.9(2)$ MeV, $\Delta \sigma_{\text{TKE}} = 1.2(2)$ MeV for the measured E_{beam} range). This corroborates recent results on the TKE parameters' behavior in $^{180,190}\text{Hg}$ [19] and is generally inline with positive and negative slopes in $\frac{d\overline{\text{TKE}}}{dE_{\text{CN}}}$ and $\frac{d\sigma_{\text{TKE}}}{dE_{\text{CN}}}$, respectively, known for actinides (cf., e.g., [37]).

The TKE distribution in Fig. 2a is clearly skewed. The simulated FF energy straggling in the target and TOF detectors' foils could

not reproduce the observed asymmetry effect in the TKE, unless unrealistic assumptions are made about the inhomogeneity of the MCP foil (thickness varying from zero till 10 times the nominal value of 0.5 μm). Similarly-skewed TKE distributions were obtained also at $E_{\text{beam}} = 155$ and 180 MeV. Based on the velocity analysis, an unconstrained two-Gaussian fit was carried out to describe the TKE data. This fit, statistically reliable only at the two higher energies, yields two TKE components placed at TKE^{low} (maximum of the shadowed-area curve in Fig. 2a) and TKE^{high} (maximum of the other dashed curve); their numerical values are given in Table 1.

The TKE components TKE^{low} and TKE^{high} are linked to the symmetric and asymmetric fission modes. This is demonstrated by the difference in the shape of the partial MDs constructed with events in Fig. 2b in the regions below TKE^{low} and above TKE^{high} and projected on the mass-axis (cf. the dotted lines and arrows in the Figure): narrow and clearly symmetric in Fig. 2d and wide and flat-top in Fig. 2c. The best-fit descriptions of partial MDs in Figs. 2c–d are achieved with one- and two Gaussians, respectively. The latter determines the light ($A_L = 79(1)$ amu) and heavy ($A_H = 99(1)$ amu) FF peak positions. Thus, our experimental results shown in Fig. 2c–d offer the first direct experimental evidence of the co-existing symmetric and asymmetric fission modes in the ^{178}Pt nucleus and in the sub-lead region. Contrary to the Mulgin et al. [38] who interpreted earlier experimental data close to the β -stability line around $A \sim 200$ [27,28] within a liquid-drop model with phenomenological shell corrections added, our conclusion on the coexistence of two modes in ^{178}Pt is based on the assumption-free deconvolution of experimental TKE-mass data which makes the result unambiguous.

The experimental total FFMDs are shown in Figs. 2e–g by the black circles. One observes that the MD shape evolves with the excitation energy E_{CN}^* : it becomes wider when E_{CN}^* increases. The effect of the MD broadening is well-known for actinides (cf., e.g. Ref. [39]); it scales with the nuclear temperature. The expected linear dependence of the MD variance with E_{CN}^* for nuclei in the region of interest has already been demonstrated in fission of $^{180,190}\text{Hg}$ isotopes (cf. Fig. 3 of Ref. [19]); present experimental data follow the same trend.

Solid red and dashed lines drawn in Figs. 2e–g are results of the analysis in terms of two fission modes, with the fit function composed of three Gaussians with fixed positions as obtained above. Overall, a good description of the experimental data is achieved. The asymmetric mode is found to be dominant, in accordance with the velocity analysis. The weight of the symmetric mode amounts to $\sim 31\%$ at the three considered beam energies. Thus, in contrast to actinides [37], the balance between symmetric and asymmetric modes in the FFMDs does not seem to be significantly affected by the excitation energy. This can be explained in terms of the energy considerations of Table 1: corrections to the excitation energy E_{CN}^* due to possible neutron emission² \bar{E}_ν , rotational energy E_{rot} of the CN and the rotation-dependent fission-barrier height $B_{f,\bar{\ell}}$ reduce the initial spread of 20 MeV in E_{CN}^* , resulting in practically identical (~ 25 MeV) effective excitation energy $E_{\text{CN}}^{\text{eff}}$.

4. Interpretation

Nuclear density functional theory (DFT) calculations made prior the experiment within two Hartree–Fock–Bogolyubov frameworks employing the Skyrme UNEDF1-HFB [41] and Gogny D1S [42] energy density functionals (cf. Figs 3 and 4, respectively) help to interpret the obtained experimental results.

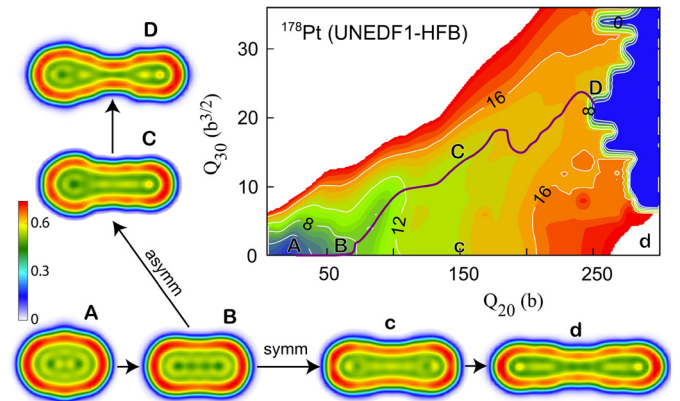


Fig. 3. PES of ^{178}Pt in the (Q_{20}, Q_{30}) plane calculated in UNEDF-HFB. The solid thick line indicates the static fission path obtained by the local minimization of PES. To illustrate the shapes on the way to fission, and the emergent pre-fragments, the neutron localization functions [43,44] corresponding to various intrinsic configurations along the asymmetric (ABCD) and symmetric (ABcd) paths are plotted.

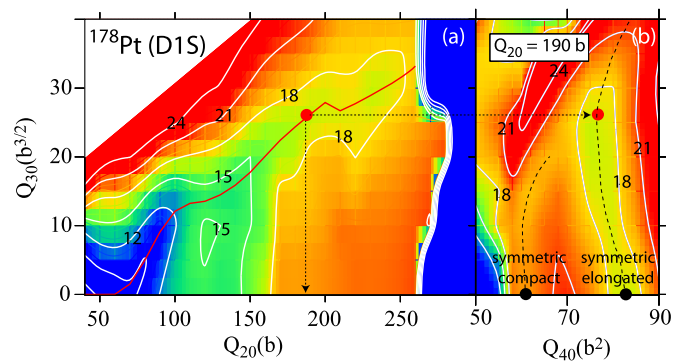


Fig. 4. PES of ^{178}Pt in the (Q_{20}, Q_{30}) plane (a) and in the (Q_{30}, Q_{40}) plane at $Q_{20} = 190$ b (b) obtained in D1S. The solid thick line in (a) indicates the static fission path obtained by the local minimization of PES. Dashed lines in (b) indicate the symmetric PESs corresponding to compact (smaller Q_{40}) and elongated (larger Q_{40}) fragments. The minimum corresponding to the static fission path in (a) is marked by the red dot.

The constrained calculations were performed in the collective space of quadrupole (Q_{20}) and octupole (Q_{30}) moments, and also in the hexadecapole direction Q_{40} in the D1S model. It is encouraging to see that both approaches yield very similar picture of PES. In both calculations, the static fission path (computed by minimizing the potential energy at each value of Q_{20}) leads to the mass-asymmetric $A_L/A_H \approx 80/98$ split, which matches the experimental result very well. (We note that the Brownian shape-motion method Ref. [26] predicts a strongly asymmetric split with $A_L/A_H \approx 70/108$ at the CN excitation energy of 16.5 MeV.)

To understand the formation of fragments corresponding to the ^{178}Pt fission pathways, we use the concept of nucleon localization functions (NLFs) [43]. Within this framework, the elongated configurations on the way to scission are composed of two clusters (pre-fragments) connected by a neck. At scission, the neck nucleons are redistributed into pre-fragments, producing the final fission fragments. As shown in Ref. [44], NLFs quantify the appearance of pre-fragments more efficiently than nucleonic density distributions as the concentric patterns in NLFs – due to shell structure in the nuclear interior – are averaged out in density distributions. Fig. 3 displays the resulting NLFs along the two fission pathways: asymmetric (ABCD) and symmetric (ABcd). Based on the analysis of NLFs according to the procedure of Ref. [44], the asymmetric pre-scission configurations marked “C” and “D” in Fig. 3 are composed

² Proton emission has been neglected as it affects less than 10% of fission events at the highest excitation energy, as estimated with the statistical code GEF [40].

of a nearly-spherical cluster around ^{86}Sr and a lighter deformed pre-fragment. Such a structure results in FFs around ^{98}Mo and ^{80}Kr . As far as the symmetric configuration “c” is concerned, its pre-fragments can be associated with spherical ^{64}Ni nuclei.

The static fission valley in Figs. 3 and 4 evolves on a fairly flat landscape, in contrast to a typical situation in heavy actinides (see e.g. [17,23]). Absence of any ridge in the area of low octupole moments, along with a fairly small energy difference between the asymmetric and symmetric paths, suggests a possibility for a competition between different fission modes. At present, a detailed description of this competition is difficult to assess theoretically, as the post-scission configurations associated with fusion valleys [16] enter the picture and produce a sudden drop in PES at very large elongations (cf. Figs. 3 and 4a), which makes it practically impossible to follow adiabatically the original fission trajectory.

A detailed analysis of the PES in Fig. 4b shows that the plateau predicted for nearly-symmetric shapes around $Q_{20} = 190$ b in the region between the paths CD and cd, has a rather complicated structure. Namely, at the same values of quadrupole and octupole moments, two local symmetric PES minima with similar energies but distinct hexadecapole moments and nuclear density distributions are found. One of these solutions, with $Q_{40} \sim 60$ b², corresponds to compact fragments, while that with $Q_{40} \approx 85$ b² can be associated with very elongated fragments. In both models, the symmetric pathway associated with elongated-fragment configurations, expected to have lower TKE, is predicted to be energetically slightly more favored than that associated with compact fragments. Therefore, it cannot be excluded that the symmetric fission mode seen experimentally contains contributions from both structures. It is interesting to see that competing fission pathways involving similarly asymmetric, compact, or elongated shapes have been predicted for multimodally fissioning nuclei in the fermium region [45,46], i.e., for nuclei with much larger values of A_{CN} and N/Z .

Experimentally, we find that both symmetric and asymmetric fission modes follow the trend previously observed in heavier, trans-lead, nuclei [47]. In particular, higher values of TKE in the asymmetric mode (cf. Table 1) – which also match well the TKE = 135.9 MeV value expected from the Viola systematics [48] – are indicative of less deformed scission configurations, whereas for the symmetric mode, highly elongated FF shapes are expected from its lower TKE values. This finding is consistent with the shapes of nucleon localizations shown in Fig. 3: symmetric configuration “d” corresponds to highly deformed fragments without a well defined neck. As discussed above, a similar configuration associated with symmetric elongated fragments has been predicted in the D1S model: in Fig. 4b it is marked by a black dot at $Q_{40} \approx 85$ b² and $Q_{30} \approx 0$.

5. Conclusions

In summary, the FFMDs of ^{178}Pt produced in a complete fusion reaction $^{36}\text{Ar} + ^{142}\text{Nd}$ are found to be predominantly asymmetric, with the most probable mass division $A_L \approx 79$ and $A_H \approx 99$. The combined analysis of the FFMDs and TKE distributions made it possible to separate asymmetric and symmetric fission modes. It is found that the asymmetric mode is associated with larger TKE values than the symmetric mode. Moreover, its average TKE follows the systematics [48] established for nuclei with $N/Z \sim 1.5$, which suggests the asymmetric mode’s insensitivity to the isospin of the CN, at least for $A_{CN} > 177$.

The UNEDF1-HFB and D1S calculations support the experimental results. Namely, they correctly reproduce the measured mass division associated with the dominant asymmetric fission mode, and they predict highly elongated pre-scission configurations along

the symmetric fission path, which is in accordance with the lower experimental TKE value for this mode.

The present work provides new experimental information on the extension of the recently-discovered island of asymmetric fission towards lower atomic numbers. For the first time, the interplay between different fission modes has been found in a nucleus from the sub-lead region. The result provides strong motivation for extending microscopic models of fission to FFMDs and TKE distributions at nonzero excitation energies. Finally, beyond-DFT extensions of the current formalism are needed, as the PESs predicted for pre-lead nuclei are generally very flat in the pre-scission region, resulting in possible interferences between asymmetric and symmetric fission modes.

Acknowledgements

The authors express their gratitude to the JAEA tandem crew for the help in performing the ^{178}Pt experiment and to the GSI target group for making the ^{142}Nd target. This work was in part supported by the JAEA Reimei and STFC (UK) grants; by the U.S. Department of Energy under Awards No. DE-NA0002847 (NNSA, the Stewardship Science Academic Alliances Program) and No. DE-SC0018083 (Office of Science, Office of Nuclear Physics NUCLEI SciDAC-4 Collaboration); and by the Polish National Science Centre under Contract No. 2016/21/B/ST2/01227.

References

- [1] Y.T. Oganessian, V.K. Utyonkov, Super-heavy element research, Rep. Prog. Phys. 78 (3) (2015) 036301, <https://doi.org/10.1088/0034-4885/78/3/036301>, <http://stacks.iop.org/0034-4885/78/i=3/a=036301>.
- [2] S.A. Giuliani, Z. Matheson, W. Nazarewicz, E. Olsen, P.-G. Reinhard, J. Sadhukhan, B. Schuettrumpf, N. Schunck, P. Schwerdtfeger, Colloquium: superheavy elements: oganesson and beyond, Rev. Mod. Phys. 91 (2019) 011001, <https://doi.org/10.1103/RevModPhys.91.011001>, <https://link.aps.org/doi/10.1103/RevModPhys.91.011001>.
- [3] S. Goriely, et al., New fission fragment distributions and *r*-process origin of the rare-earth elements, Phys. Rev. Lett. 111 (2013) 242502, <https://doi.org/10.1103/PhysRevLett.111.242502>, <https://link.aps.org/doi/10.1103/PhysRevLett.111.242502>.
- [4] F.-K. Thielemann, M. Eichler, I. Panov, B. Wehmeyer, Neutron star mergers and nucleosynthesis of heavy elements, Annu. Rev. Nucl. Part. Sci. 67 (1) (2017) 253–274, <https://doi.org/10.1146/annurev-nucl-101916-123246>.
- [5] S.A. Giuliani, G. Martínez-Pinedo, L.M. Robledo, Fission properties of superheavy nuclei for *r*-process calculations, Phys. Rev. C 97 (2018) 034323, <https://doi.org/10.1103/PhysRevC.97.034323>, <https://link.aps.org/doi/10.1103/PhysRevC.97.034323>.
- [6] M. Eichler, et al., The role of fission in neutron star mergers and its impact on the *r*-process peaks, Astrophys. J. 808 (1) (2015) 30, <https://doi.org/10.1088/0004-637X/808/1/30>, <http://stacks.iop.org/0004-637X/808/i=1/a=30>.
- [7] F.P. An, et al., Evolution of the reactor antineutrino flux and spectrum at Daya Bay, Phys. Rev. Lett. 118 (2017) 251801, <https://doi.org/10.1103/PhysRevLett.118.251801>, <https://link.aps.org/doi/10.1103/PhysRevLett.118.251801>.
- [8] C. Giunti, Improved determination of the ^{235}U and ^{239}Pu reactor antineutrino cross sections per fission, Phys. Rev. D 96 (2017) 033005, <https://doi.org/10.1103/PhysRevD.96.033005>, <https://link.aps.org/doi/10.1103/PhysRevD.96.033005>.
- [9] A.N. Andreyev, K. Nishio, K.-H. Schmidt, Nuclear fission: a review of experimental advances and phenomenology, Rep. Prog. Phys. 81 (1) (2018) 016301, <http://stacks.iop.org/0034-4885/81/i=1/a=016301>.
- [10] F.P. Heßberger, Spontaneous fission properties of superheavy elements, Eur. Phys. J. A 53 (4) (2017) 75, <https://doi.org/10.1140/epja/i2017-12260-3>.
- [11] N. Schunck, L.M. Robledo, Microscopic theory of nuclear fission: a review, Rep. Prog. Phys. 79 (11) (2016) 116301, <http://stacks.iop.org/0034-4885/79/i=11/a=116301>.
- [12] H. Krappe, K. Pomorski, Theory of Nuclear Fission: A Textbook, Lecture Notes in Physics, Springer, Berlin Heidelberg, 2012, ISBN-10: 364223514X, ISBN-13: 978-3642235146.
- [13] A.N. Andreyev, et al., New type of asymmetric fission in proton-rich nuclei, Phys. Rev. Lett. 105 (2010) 252502, <https://doi.org/10.1103/PhysRevLett.105.252502>, <https://link.aps.org/doi/10.1103/PhysRevLett.105.252502>.
- [14] V. Liberati, et al., β -delayed fission and α -decay of ^{178}Tl , Phys. Rev. C 88 (2013) 044322, <https://doi.org/10.1103/PhysRevC.88.044322>, <https://link.aps.org/doi/10.1103/PhysRevC.88.044322>.

- [15] P. Möller, J. Randrup, A. Sierk, Calculated fission yields of neutron-deficient mercury isotopes, *Phys. Rev. C* 85 (2012) 024306, <https://doi.org/10.1103/PhysRevC.85.024306>, <http://link.aps.org/doi/10.1103/PhysRevC.85.024306>.
- [16] M. Warda, A. Staszczak, W. Nazarewicz, Fission modes of mercury isotopes, *Phys. Rev. C* 86 (2012) 024601, <https://doi.org/10.1103/PhysRevC.86.024601>, <https://link.aps.org/doi/10.1103/PhysRevC.86.024601>.
- [17] J.D. McDonnell, et al., Excitation-energy dependence of fission in the mercury region, *Phys. Rev. C* 90 (2014) 021302, <https://doi.org/10.1103/PhysRevC.90.021302>, <https://link.aps.org/doi/10.1103/PhysRevC.90.021302>.
- [18] T. Ichikawa, P. Möller, The microscopic mechanism behind the fission-barrier asymmetry (II): the rare-earth region $50 < Z < 82$ and $82 < N < 126$, *Phys. Lett. B* 789 (2019) 679–684, <https://doi.org/10.1016/j.physletb.2018.12.034>, <http://www.sciencedirect.com/science/article/pii/S0370269318309614>.
- [19] K. Nishio, et al., Excitation energy dependence of fragment-mass distributions from fission of $^{180,190}\text{Hg}$ formed in fusion reactions of $^{36}\text{Ar} + ^{144,154}\text{Sm}$, *Phys. Lett. B* 748 (Supplement C) (2015) 89–94, <https://doi.org/10.1016/j.physletb.2015.06.068>, <http://www.sciencedirect.com/science/article/pii/S0370269315004980>.
- [20] E. Prasad, et al., Observation of mass-asymmetric fission of mercury nuclei in heavy ion fusion, *Phys. Rev. C* 91 (2015) 064605, <https://doi.org/10.1103/PhysRevC.91.064605>, <https://link.aps.org/doi/10.1103/PhysRevC.91.064605>.
- [21] R. Tripathi, et al., Fission fragment mass distributions in $^{35}\text{Cl} + ^{144,154}\text{Sm}$ reactions, *Phys. Rev. C* 92 (2015) 024610, <https://doi.org/10.1103/PhysRevC.92.024610>, <https://link.aps.org/doi/10.1103/PhysRevC.92.024610>.
- [22] A.V. Andreev, G.G. Adamian, N.V. Antonenko, Mass distributions for induced fission of different Hg isotopes, *Phys. Rev. C* 86 (2012) 044315, <https://doi.org/10.1103/PhysRevC.86.044315>, <http://link.aps.org/doi/10.1103/PhysRevC.86.044315>.
- [23] T. Ichikawa, A. Iwamoto, P. Möller, A.J. Sierk, Contrasting fission potential-energy structure of actinides and mercury isotopes, *Phys. Rev. C* 86 (2012) 024610, <https://doi.org/10.1103/PhysRevC.86.024610>, <http://link.aps.org/doi/10.1103/PhysRevC.86.024610>.
- [24] A.V. Andreev, et al., Isospin dependence of mass-distribution shape of fission fragments of Hg isotopes, *Phys. Rev. C* 88 (2013) 047604, <https://doi.org/10.1103/PhysRevC.88.047604>, <https://link.aps.org/doi/10.1103/PhysRevC.88.047604>.
- [25] L. Ghys, et al., Evolution of fission-fragment mass distributions in the neutron-deficient lead region, *Phys. Rev. C* 90 (2014) 041301, <https://doi.org/10.1103/PhysRevC.90.041301>, <http://link.aps.org/doi/10.1103/PhysRevC.90.041301>.
- [26] P. Möller, J. Randrup, Calculated fission-fragment yield systematics in the region $74 \leq Z \leq 94$ and $90 \leq N \leq 150$, *Phys. Rev. C* 91 (2015) 044316, <https://doi.org/10.1103/PhysRevC.91.044316>, <https://link.aps.org/doi/10.1103/PhysRevC.91.044316>.
- [27] M. Itkis, et al., Experimental investigation of the region of existence of asymmetric fission in light nuclei, *Sov. J. Nucl. Phys.* 41 (1985) 544.
- [28] M. Itkis, N. Kondrat'ev, S. Mulgin, V. Okolovich, A. Rusanov, G. Smirenkin, Low-energy fission of nuclei lighter than Hg, *Sov. J. Nucl. Phys.* 53 (1991) 757.
- [29] K.-H. Schmidt, et al., Relativistic radioactive beams: a new access to nuclear-fission studies, *Nucl. Phys. A* 665 (3) (2000) 221–267, [https://doi.org/10.1016/S0375-9474\(99\)00384-X](https://doi.org/10.1016/S0375-9474(99)00384-X), <http://www.sciencedirect.com/science/article/pii/S037594749900384X>.
- [30] C. Böckstiegel, et al., Nuclear-fission studies with relativistic secondary beams: analysis of fission channels, *Nucl. Phys. A* 802 (1–4) (2008) 12–25, <http://www.sciencedirect.com/science/article/pii/S0375947408000328>.
- [31] E.K. Hulet, et al., Bimodal symmetric fission observed in the heaviest elements, *Phys. Rev. Lett.* 56 (1986) 313–316, <https://doi.org/10.1103/PhysRevLett.56.313>, <http://link.aps.org/doi/10.1103/PhysRevLett.56.313>.
- [32] E.K. Hulet, et al., Spontaneous fission properties of ^{258}Fm , ^{259}Md , ^{260}Md , ^{258}No , and $^{260}\text{104}$: bimodal fission, *Phys. Rev. C* 40 (1989) 770–784, <https://doi.org/10.1103/PhysRevC.40.770>, <https://link.aps.org/doi/10.1103/PhysRevC.40.770>.
- [33] <https://www.jaea.go.jp/english/04/ntokai/kasokuki/>.
- [34] K. Hagino, N. Rowley, A. Kruppa, A program for coupled-channel calculations with all order couplings for heavy-ion fusion reactions, *Comput. Phys. Commun.* 123 (1–3) (1999) 143–152, [https://doi.org/10.1016/S0010-4655\(99\)00243-X](https://doi.org/10.1016/S0010-4655(99)00243-X), <http://www.sciencedirect.com/science/article/pii/S001046559900243X>.
- [35] P. Möller, et al., Fission barriers at the end of the chart of the nuclides, *Phys. Rev. C* 91 (2015) 024310, <https://doi.org/10.1103/PhysRevC.91.024310>, <https://link.aps.org/doi/10.1103/PhysRevC.91.024310>.
- [36] A.J. Sierk, Macroscopic model of rotating nuclei, *Phys. Rev. C* 33 (1986) 2039–2053, <https://doi.org/10.1103/PhysRevC.33.2039>, <https://link.aps.org/doi/10.1103/PhysRevC.33.2039>.
- [37] C. Straede, C. Budtz-Jørgensen, H.-H. Knitter, $^{235}\text{U}(n, f)$ fragment mass-, kinetic energy- and angular distributions for incident neutron energies between thermal and 6 MeV, *Nucl. Phys. A* 462 (1) (1987) 85–108, [https://doi.org/10.1016/0375-9474\(87\)90381-2](https://doi.org/10.1016/0375-9474(87)90381-2), <http://www.sciencedirect.com/science/article/pii/0375947487903812>.
- [38] S. Mulgin, et al., Shell effects in the symmetric-modal fission of pre-actinide nuclei, *Nucl. Phys. A* 640 (1998) 375–388.
- [39] W. Trzaska, et al., Fragment mass distribution in superasymmetric region in proton-induced fission of U and Th, *Il Nuovo Cimento A* 111 (1998) 8–9.
- [40] K.-H. Schmidt, et al., General description of fission observables: GEF model code, in: Special Issue on Nuclear Reaction Data, *Nucl. Data Sheets* 131 (2016) 107–221, <https://doi.org/10.1016/j.nds.2015.12.009>, <http://www.sciencedirect.com/science/article/pii/S0090375215000745>.
- [41] N. Schunck, J.D. McDonnell, J. Sarich, S.M. Wild, D. Higdon, Error analysis in nuclear density functional theory, *J. Phys. G* 42 (3) (2015) 034024, <http://stacks.iop.org/0954-3889/42/i=3/a=034024>.
- [42] J. Berger, M. Girod, D. Gogny, Time-dependent quantum collective dynamics applied to nuclear fission, *Comput. Phys. Commun.* 63 (1) (1991) 365–374, [https://doi.org/10.1016/0010-4655\(91\)90263-K](https://doi.org/10.1016/0010-4655(91)90263-K), <http://www.sciencedirect.com/science/article/pii/001046559190263K>.
- [43] C.L. Zhang, B. Schuettrumpf, W. Nazarewicz, Nucleon localization and fragment formation in nuclear fission, *Phys. Rev. C* 94 (2016) 064323, <https://doi.org/10.1103/PhysRevC.94.064323>, <https://link.aps.org/doi/10.1103/PhysRevC.94.064323>.
- [44] J. Sadhukhan, et al., Formation and distribution of fragments in the spontaneous fission of ^{240}Pu , *Phys. Rev. C* 96 (2017) 061301, <https://doi.org/10.1103/PhysRevC.96.061301>, <https://link.aps.org/doi/10.1103/PhysRevC.96.061301>.
- [45] M. Warda, et al., Self-consistent calculations of fission barriers in the Fm region, *Phys. Rev. C* 66 (2002) 014310, <https://doi.org/10.1103/PhysRevC.66.014310>, <https://link.aps.org/doi/10.1103/PhysRevC.66.014310>.
- [46] A. Staszczak, A. Baran, J. Dobaczewski, W. Nazarewicz, Microscopic description of complex nuclear decay: multimodal fission, *Phys. Rev. C* 80 (2009) 014309, <https://doi.org/10.1103/PhysRevC.80.014309>, <https://link.aps.org/doi/10.1103/PhysRevC.80.014309>.
- [47] Y.L. Zhao, et al., Symmetric and asymmetric scission properties: identical shape elongations of fissioning nuclei, *Phys. Rev. Lett.* 82 (1999) 3408–3411, <https://link.aps.org/doi/10.1103/PhysRevLett.82.3408>.
- [48] V.E. Viola, K. Kwiatkowski, M. Walker, Systematics of fission fragment total kinetic energy release, *Phys. Rev. C* 31 (1985) 1550–1552, <https://doi.org/10.1103/PhysRevC.31.1550>, <http://link.aps.org/doi/10.1103/PhysRevC.31.1550>.