



Citation for published version:

Dunås, P, Paterson, AJ, Kociok-Köhn, G, Lewis, SE & Kann, N 2019, 'Selective Iron-Mediated C- and O-Addition of Phenolic Nucleophiles to a Cyclohexadiene Scaffold Using Renewable Precursors', ACS Sustainable Chemistry and Engineering, vol. 7, no. 7, pp. 7155-7162. <https://doi.org/10.1021/acssuschemeng.9b00127>

DOI:

[10.1021/acssuschemeng.9b00127](https://doi.org/10.1021/acssuschemeng.9b00127)

Publication date:

2019

Document Version

Publisher's PDF, also known as Version of record

[Link to publication](#)

Publisher Rights

CC BY

University of Bath

General rights

Copyright and moral rights for the publications made accessible in the public portal are retained by the authors and/or other copyright owners and it is a condition of accessing publications that users recognise and abide by the legal requirements associated with these rights.

Take down policy

If you believe that this document breaches copyright please contact us providing details, and we will remove access to the work immediately and investigate your claim.

Selective Iron-Mediated C- and O-Addition of Phenolic Nucleophiles to a Cyclohexadiene Scaffold Using Renewable Precursors

Petter Dunås,[†] Andrew J. Paterson,[†] Gabriele Kociok-Köhn,[‡] Simon E. Lewis,^{*,§,||} and Nina Kann^{*,†}

[†]Chemistry and Biochemistry, Department of Chemistry and Chemical Engineering, Chalmers University of Technology, Kemivägen 10, SE-41296 Göteborg, Sweden

[‡]Materials and Chemical Characterization Facility, University of Bath, Convocation Avenue, Bath BA2 7AY, U.K.

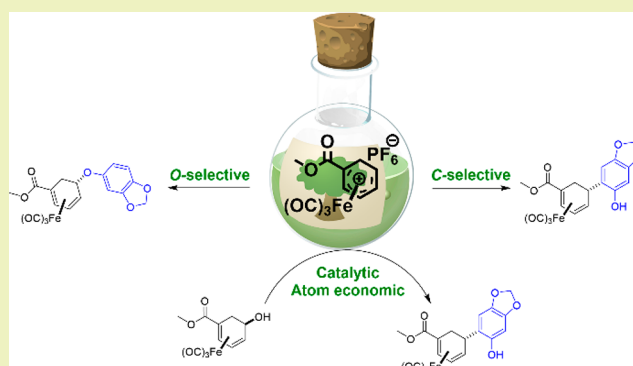
[§]Centre for Sustainable Chemical Technologies, University of Bath, Convocation Avenue, Bath BA2 7AY, U.K.

^{||}Department of Chemistry, University of Bath, Convocation Avenue, Bath BA2 7AY, U.K.

Supporting Information

ABSTRACT: Renewable phenols have been investigated as nucleophiles for the addition to a cationic cyclohexadienyl iron carbonyl scaffold. Benign conditions compatible with solvents such as ethanol and water were developed, and for the first time, selective C- or O-addition could be achieved. In addition, a novel atom-economic approach to forming the C-addition products directly from the neutral precursor complex in a single step using a catalytic acid is described. The formed C-addition product could then be selectively demetalated to form one of two different product classes, a functionalized arene or a cyclohexadiene.

KEYWORDS: Iron, Phenols, Cyclohexadiene, Metal carbonyl, Renewable resources, Green chemistry, Water



INTRODUCTION

Biomass is becoming increasingly important as a renewable feedstock to provide the chemicals needed for our society.¹ A variety of platform chemicals can be obtained from feedstocks, such as lignin, which is rich in aromatic and phenolic compounds,^{2,3} and cellulose, abundant in mono- and polysaccharides.⁴ However, new chemical methods are needed to connect the often oxygen-rich building blocks obtained from biomass. Organometallic chemistry can provide tools for this purpose, in particular if inexpensive and abundant metals, such as iron, rather than rare transition metals, are used.⁵ Iron has the ability to coordinate dienes,^{6,7} a feature that can be exploited for synthetic purposes. Upon coordination, the carbon atoms adjacent to the diene are activated for hydride abstraction, resulting in the formation of a stable cationic iron carbonyl dienyl cation.^{8,9} The cationic iron carbonyl complex formed is bench stable, with a long shelf life, and can react with a wide range of nucleophiles to form carbon–carbon or carbon–heteroatom bonds.^{10,11} This nucleophilic coupling with iron complexes occurs in a highly regio- and stereo-selective manner. The regioselectivity of the initial cation formation is governed by the substitution pattern of the diene. Subsequent nucleophilic addition then takes place stereo-selectively, to the opposite face of the coordinated iron carbonyl moiety.^{12,13} Other advantages of this methodology

are the mild reaction conditions used, and the fact that the tailoring of reaction conditions for each class of nucleophile is generally not required. Applications of this method include the synthesis of natural products, such as siculinine¹⁴ and clausine K;¹⁵ antiviral compounds, such as oseltamivir phosphate (Tamiflu);^{16,17} probes for infrared spectroscopy;¹⁸ as well as parallel synthesis applications.¹⁹ While anilines have been widely shown to react as nucleophiles via selective C- or N-addition,^{20–23} the analogous reactivity of phenols has not been examined to the same extent.^{18,24} Considering also that phenols can potentially be sourced from lignin or other biomass sources, we have investigated their application as nucleophiles using the cationic iron carbonyl methodology. The reaction should ideally proceed under benign conditions using renewable and nontoxic solvents and should be selective for the C-addition or O-addition product. Our results from these studies are disclosed herein.

RESULTS AND DISCUSSION

Stable cationic iron carbonyl dienyl cations can be formed via hydride abstraction from a neutral iron carbonyl complex

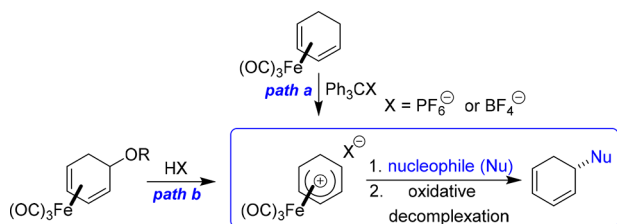
Received: January 8, 2019

Revised: February 20, 2019

Published: February 28, 2019

(Scheme 1, path a). The same type of cationic structure can also be formed by treating an iron diene complex containing a

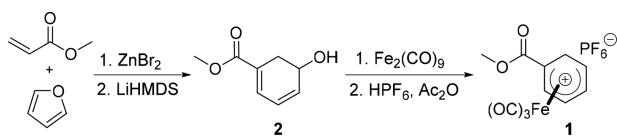
Scheme 1. Nucleophilic Addition to Cationic Iron Carbonyl Dienyl Complexes



leaving group, such as an alkoxy- or acetoxy group with an acid (Scheme 1, path b).²⁵ We opted for the second of these strategies in the preparation of the initial cationic iron complex. Once formed, the complex can react with a wide range of nucleophiles, including alcohols,¹⁹ amines,²⁶ amides,²⁷ azide,¹⁶ hydride,¹⁶ carbamate,¹⁷ thiols,²⁸ enolates,²⁶ and malonates,²⁹ allyl silanes,³⁰ electron rich aromatics³¹ and heterocycles,³⁰ organocuprates,²⁶ organolithium reagents,²⁰ organozinc reagents,³² Grignard reagents,²⁶ phosphines,³³ phosphites,³⁴ and halides.³⁵

At the outset of our investigation, we aimed to perform the selective C- and O-addition of phenolic nucleophiles to cationic η^5 iron carbonyl cyclohexadienyl complex **1** (Scheme 2). The development of green reaction conditions was also an

Scheme 2. Synthesis of Cationic Iron Carbonyl Complex 2



important criterion. The precursor for complex **1**, diene **2**, could be synthesized via a cycloaddition reaction between an acrylate ester and furan,³⁶ both available from biorenewable sources (Scheme 2).^{37–40} Alternatively, structurally similar dienes can also be made via biocatalytic *cis*-dihydroxylation of aromatic molecules, and these have been exploited using iron carbonyl chemistry.^{16,41–50}

Sesamol, a component of sesame oil,⁵¹ was selected as a model nucleophile for the optimization and preliminary experiments indicated that it could undergo selective C- or O-addition in good yields. Solvents were first evaluated, prioritizing the use of green and sustainable solvents⁵² and seeking to find alternatives to dichloromethane, acetonitrile, and tetrahydrofuran, commonly used for these reactions. 2-Methyltetrahydrofuran, accessible from the platform chemical levulinic acid,^{53,54} afforded disappointing results (Table 1, entry 1), while ethyl acetate performed slightly better but still afforded relatively low yields of the C-addition product **3a** (entry 2). Using methyl ethyl ketone or methyl acetate saturated with water gave somewhat better results, with yields in the range of 59–67% (entries 3 and 4). However, we were happy to find that the reaction proceeded rapidly in 92% yield at room temperature using ethanol as an environmentally benign solvent (entry 5). Water could also be used as solvent, affording **3a** in 75% yield (entry 6). The slightly lower yield in this case may to some extent be due to solubility issues.

Table 1. Optimization of Reaction Conditions for the C-Addition of Sesamol to Cationic Iron Carbonyl Complex **1^a**

entry	solvent	time (h)	yield ^b
1	2-MeTHF	4.5	17
2	EtOAc	4.5	41
3	methyl ethyl ketone	4.5	67
4	wet MeOAc ^c	4.5	59
5	EtOH (>99%)	2	92
6	H ₂ O	2	75
7	EtOH / H ₂ O (9:1)	2	60

^a1.1 equiv sesamol. ^bNMR yield. ^cSaturated with water.

However, attempts to combine ethanol and water as the solvent system significantly reduced the yields (entry 7). Ethanol or water were therefore found to be the solvents of choice.

A practical feature of this reaction is that the cationic iron carbonyl cyclohexadienyl complex **1** has a low solubility in ethanol and initially forms a turbid light-yellow suspension. As the starting material is consumed, the solution becomes clearer as the product is soluble in the solvent (Figure 1). This feature was used to monitor the ensuing reactions, which were allowed to react for an additional 2 h after becoming transparent, before being terminated.

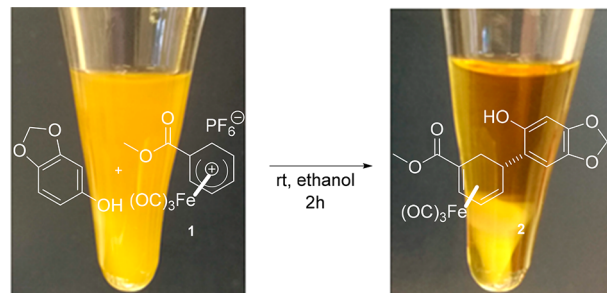


Figure 1. Visual monitoring of the reaction shown in Table 1; a clear solution indicates a completed reaction.

Crystals of **3a**, obtained by slow diffusion of water into a solution of the compound in methanol, were subjected to X-ray structure determination (Figure 2).

With optimized conditions in hand, a number of phenolic molecules were used as nucleophiles (Scheme 3). Reactions with sesamol and 2-naphthol proceeded in excellent yields (Scheme 3, compounds **3a** and **3b**). Addition of dihydroumbelliferone, prepared by hydrogenation of the natural product umbelliferone,⁵⁵ effected a simultaneous ring opening, affording ethyl ester **3d** as the product in good yield. 4-Hexylresorcinol, used as a local anesthetic⁵⁶ and topical antiseptic,⁵⁷ was also a competent nucleophile, producing **3e** in 80% yield. Reaction with resorcinol, as expected, gave rise to both monosubstitution, forming **3c**, and disubstitution, forming diastereomers **3f/3f'**. However, through variation of stoichiometry, the reaction could be tailored to selectively afford either **3c** or **3f/3f'** in good yields. In terms of scope and limitations, the reaction worked well for highly activated

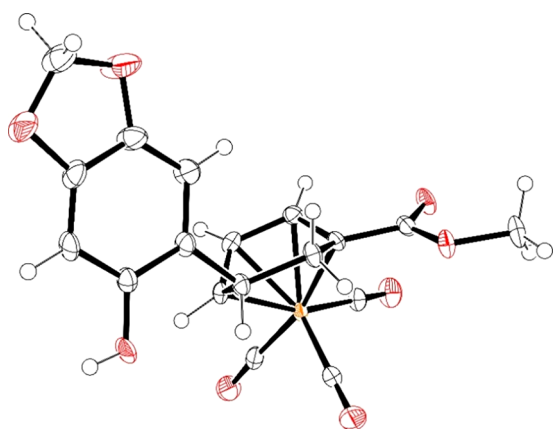
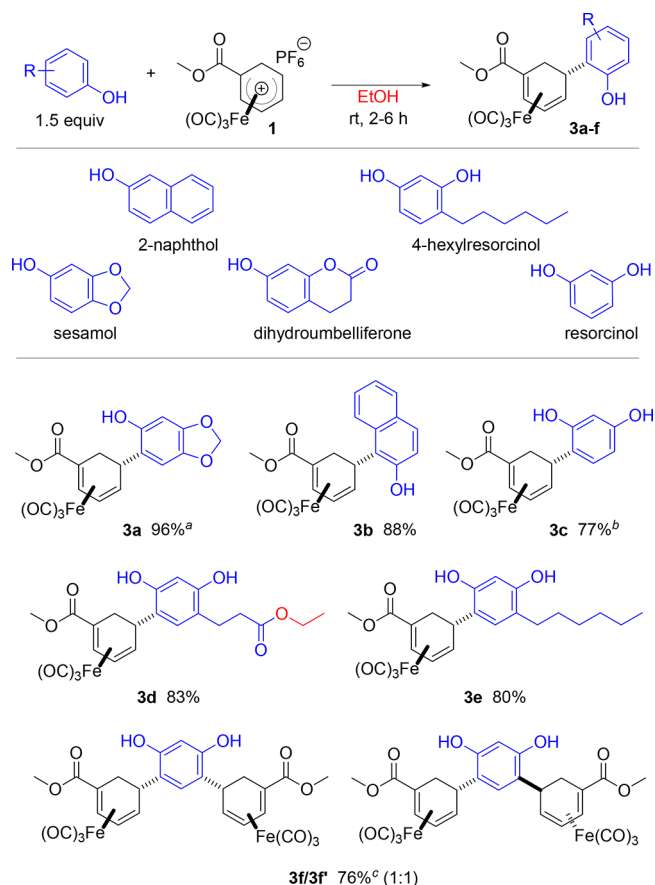


Figure 2. Solid state structure of 3a. Ellipsoids are represented at 50% probability. H atoms are shown as spheres of arbitrary radius. A molecule of solvent (MeOH) has been omitted for clarity. CCDC #1880771.

Scheme 3. Selective C-Addition of Phenolic Nucleophiles to Complex 1



^a1.1 equiv nucleophile. ^b5.0 equiv nucleophile. ^c0.5 equiv nucleophile.

phenols, such as those possessing a 1,3-alkoxy or hydroxyl substitution pattern. However, no reaction occurred using less activated nucleophiles, such as 1-naphthol and the naturally occurring compounds vanillin, eugenol, and umbelliferone (Figure 3). Somewhat surprisingly, syringol, bearing a 1,2,3-oxygen substitution pattern also gave no reaction under these conditions.

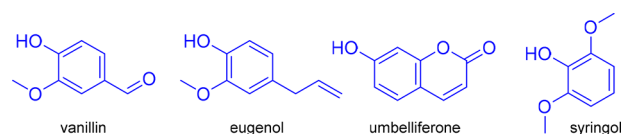
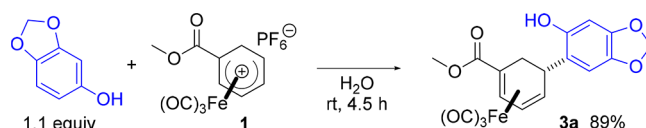


Figure 3. Naturally occurring nucleophiles that did not afford the C-addition product.

The reaction with sesamol was also performed in water with more vigorous stirring (1500 rpm), whereupon a light yellow precipitate was formed as a suspension. The crude product could be easily isolated by filtration and after column chromatography, product 3a was obtained in 89% yield (Scheme 4).

Scheme 4. C-Addition Performed with Water as Solvent



In order to switch the selectivity of the phenolic nucleophiles from C- to O-addition, we reasoned that the addition of a base in an aprotic solvent would favor formation of the O-addition product, which would be reversible under acidic conditions. Indeed, it was found that if a homogeneous base, such as triethylamine, was added, the O-addition was favored, and this process was subjected to further optimization studies (Table 2). It was found that this reaction was

Table 2. Optimization of Reaction Conditions for O-Addition to Complex 1

entry	solvent	temp (°C)	time (min)	yield ^a (%)
1	dimethyl carbonate	RT	2	80
2	EtOAc	RT	2	80
3	MeOAc	RT	2	80
4	acetone	RT	2	81
5	diethyl carbonate	RT	2	67
6	<i>tert</i> -butyl methyl ether	RT	2	5
7	EtOAc	0	2	56
8	EtOAc	0	10	89

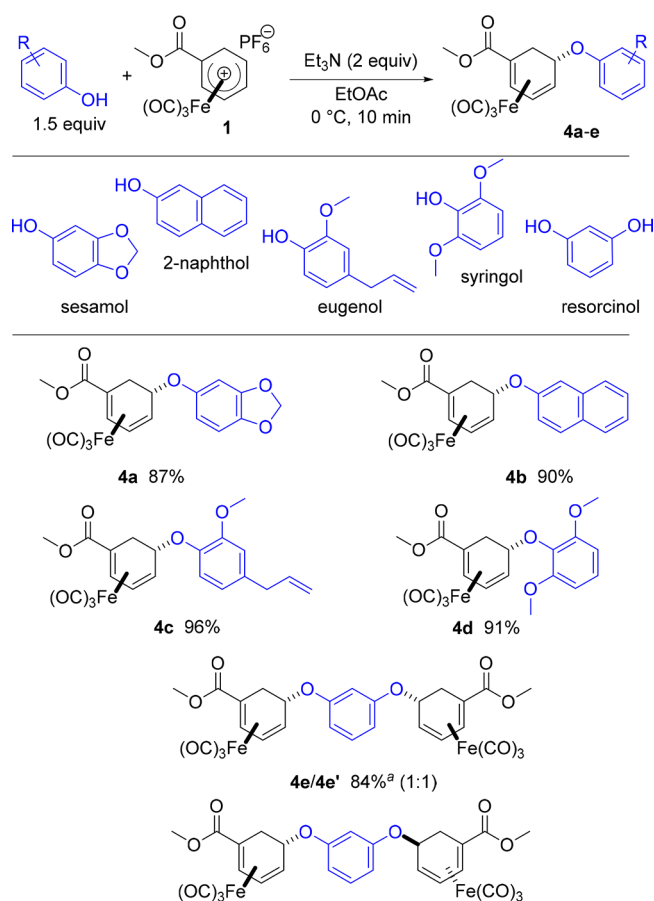
^aNMR yield.

significantly more rapid than the corresponding C-addition, and the initial turbid suspension converted to a clear solution in a matter of seconds. In order to suppress the formation of the C-addition product, rapid addition of the base was found to be important. Optimal conditions therefore involved adding the nucleophile and base as a premixed solution to the cationic complex in the indicated solvent with vigorous stirring.

Good yields, around 80%, were obtained for several polar solvents (Table 2, entries 1–4). The somewhat lower yield when using diethyl carbonate as the solvent (entry 5) could be attributed to reduced solubility of both the starting material and the triethylammonium hexafluorophosphate byproduct, which formed an adhesive precipitate along the walls of the

glassware, potentially trapping unreacted starting material. These solubility issues were even more pronounced for *tert*-butyl methyl ether (entry 6), where the yield of **4a** dropped to 5%. While yields of the *O*-addition product were good, all reactions afforded a small amount of the *C*-addition product. In order to minimize this, we attempted performing the reaction at a lower temperature (0 °C) using ethyl acetate as a benign and environmentally friendly solvent (entry 7).⁵⁸ This resulted in a moderate yield of **4a**, with a substantial amount of unreacted starting material. However, by extending the reaction time to 10 min, nearly full conversion could be achieved (89% NMR yield) with only traces (<5%) of the *C*-addition product (entry 8). These optimized conditions were then used to synthesize other *O*-addition derivatives (Scheme 5).

Scheme 5. Selective *O*-Addition of Phenolic Nucleophiles to Complex **1^b**

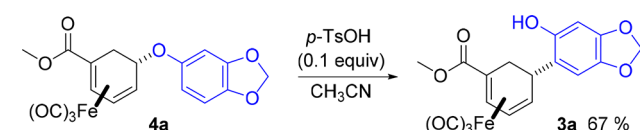


^a0.5 equiv nucleophile. ^bYields are isolated.

The addition of sesamol and 2-naphthol proceeded with good isolated yields of **4a** and **4b**, respectively. The *O*-addition reaction also proved to have a broader scope than the *C*-addition reaction. Syringol^{59–61} and eugenol,⁶² both of which gave no desired product under the *C*-addition conditions (Figure 3), could be applied to form **4c** and **4d** in excellent yields. In the same manner as the corresponding *C*-addition reaction, the stoichiometry of resorcinol, which has two phenolic oxygens, was controlled in an attempt to selectively achieve a single or double addition. As a result, the diastereomeric double addition products **4e/4e'** were obtained

in 80% yield by using 0.5 equiv of resorcinol. However, when using an excess of resorcinol, no product from the single *O*-addition of the nucleophile could be isolated, instead a mixture of the *C*-addition products was obtained. During our work, it was found that the *O*-addition products could rearrange to the corresponding *C*-addition products in the presence of a strong acid. When the *O*-addition product **4a** was treated with a catalytic amount of acetic acid in ethyl acetate, no rearrangement occurred. However, changing the acid to *p*-toluenesulfonic acid in acetonitrile afforded the *C*-addition product **3a** in good yield (Scheme 6). We reasoned that this rearrangement

Scheme 6. Acid-Catalyzed Rearrangement from *O*- to *C*-Addition Product

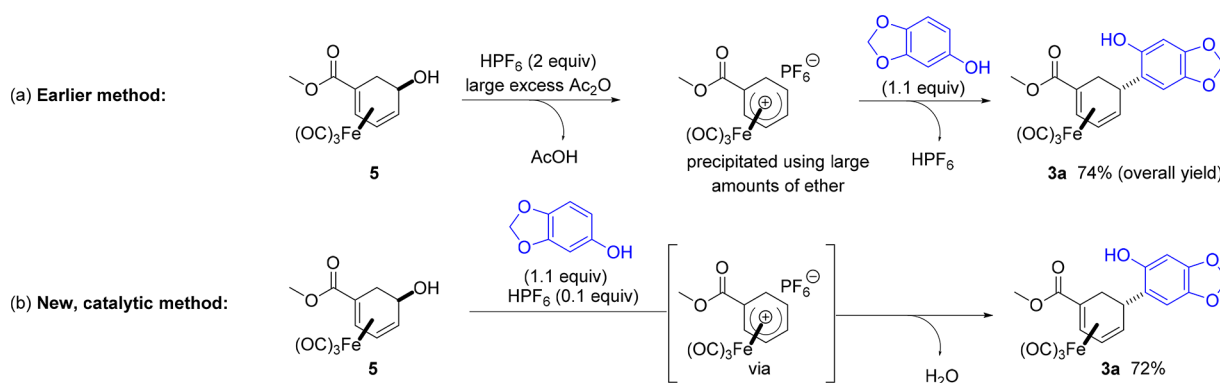


occurred through protonation and elimination of the newly installed phenol, thus regenerating carbocation **1**. Subsequent *C*-addition of sesamol and concurrent regeneration of the acid afforded the rearranged product. In an attempt to access a wider range of *C*-addition products, the *O*-addition products of eugenol and syringol were evaluated using this method also but decomposed under the reaction conditions, and no desired product could be isolated.

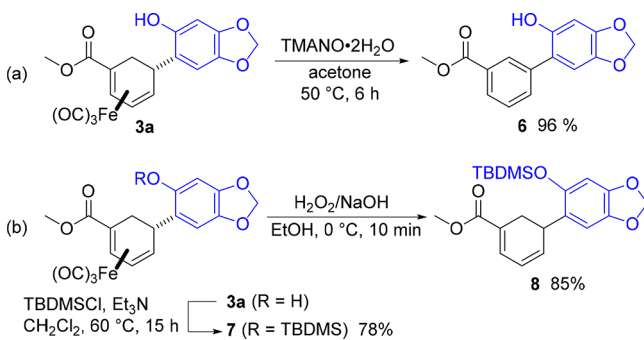
This encouraged us to attempt a new approach to forming the *C*-addition products directly from the neutral η^4 complex **5**, without preforming the cationic η^5 complex, using catalytic acid. This would provide a more atom economic⁶³ and benign synthetic route to the *C*-addition products (Scheme 7). To our delight, allowing the neutral complex **5** to react with 3 equiv of sesamol in acetonitrile using 10 mol % hexafluorophosphoric acid as a catalyst afforded the *C*-addition product **3a** in 76% yield. Reducing the amount of nucleophile to 1.1 equiv afforded nearly the same yield, 72% (Scheme 7b). This is comparable in yield to the two-step process normally employed (Scheme 7a). However, the main benefits of this novel method are that one reaction step is eliminated, which includes the isolation of cation **1**, where a large amount of diethyl ether is used in the precipitation step. Furthermore, this catalytic protocol removes the need for acetic anhydride and greatly reduces the amount of hexafluorophosphoric acid used. As a result the atom economy of the reaction increases from 61% (Scheme 7a) to 93% (Scheme 7b) providing a greener and more efficient synthetic route. The catalytic reaction was also performed using tetrafluoroboric acid, using 3 equiv of the nucleophile, affording **3a** in 76% yield, indicating a similar performance to HPF_6 .

While iron carbonyl complexes of dienes are of interest in their own right, for instance as bioprobes,^{18,28,64} the corresponding demetalated products are more likely to find a wider application scope. Our next goal was thus to demonstrate the demetalation of the addition products by oxidative removal of the iron carbonyl moiety. Several protocols for the oxidative removal of iron carbonyl from a diene exist, with the most commonly used reagents being hydrogen peroxide under basic conditions,⁶⁵ ceric ammonium nitrate,⁶⁶ or trimethylamine *N*-oxide.⁶⁷ Attempted demetalation of the *C*-addition product **3a** using basic hydrogen peroxide or ceric ammonium nitrate resulted in decomposition

Scheme 7. (a) Classic Addition to a Pre-Formed Cationic Complex and (b) New Method Using Catalytic Acid To Form the Cationic Complex in Situ from the Hydroxyl-Substituted Precursor



of the starting material, possibly caused by oxidation of the phenol group. Using the milder oxidant trimethylamine *N*-oxide yielded the aromatized demetallated product, as indicated by earlier studies in the group,³¹ producing product **6** in excellent yield (Scheme 8, reaction a). To investigate if the

Scheme 8. Selective Oxidative Demetallation of Iron Carbonyl Complex **3a** To Form Aromatic Product **6** or Diene **8**

uncomplexed diene could also be obtained from the same precursor, compound **3a** was protected as a *tert*-butyldimethylsilyl ether **7** to make it less sensitive to oxidation (Scheme 8, reaction b). Silyl protection was followed by oxidation using H₂O₂/NaOH or cerium ammonium nitrate, affording the free diene **8** in 85% yield. The *O*-addition products **4a–4e** were found to be too sensitive to tolerate these conditions, and attempted oxidative demetallation, using all three methods, resulted in decomposition of the starting material.

CONCLUSIONS

For the first time, reaction conditions for selective *C*- or *O*-addition of phenolic nucleophiles to a cationic η^5 iron carbonyl cyclohexadienyl complex have been developed. The addition of phenolic nucleophiles to complex **1** has been achieved using green reaction conditions, and these conditions were used to add a variety of naturally occurring phenolic nucleophiles to the complex in a selective manner. For *C*-addition, the reaction afforded the best results in ethanol or water at ambient temperature. To attain selective *O*-addition, the reaction was performed in ethyl acetate at 0 °C in the presence of triethylamine. Decomplexation of a *C*-addition product was then demonstrated, allowing for the formation of either an aromatized product or a cyclohexadiene structure, depending

on the conditions used. Furthermore, a new method to form the *C*-addition products directly from the neutral η^4 iron carbonyl cyclohexadienyl precursor complex, using a catalytic acid, is also described. The catalytic method affords similar yields to the overall yield of the classical two step reaction, resulting in significantly improved atom economy as well as reduction in the amount of solvent and reagents used.

EXPERIMENTAL SECTION

Materials. Methyl 5-hydroxycyclohexa-1,3-diene-1-carboxylate³⁶ **2** and dihydroumbelliferone⁶⁸ were synthesized according to literature procedures. All other chemicals and solvents were purchased from commercial sources and used without further purification unless otherwise noted.

Analytical Methods. ¹H and ¹³C NMR spectra were acquired on a Varian MR 400 MHz instrument. Chemical shifts are reported in parts per million (ppm), using the residual solvent peak for reference. The following abbreviations are used for reporting peak multiplicities, s (singlet), d (doublet), t (triplet), q (quartet), m (multiplet), and app (apparent), and all coupling constants (*J*) are reported in hertz (Hz). For diastereomeric mixtures, peaks which can be attributed to a single diastereomer are labeled *d*₁/*d*₂. ATR-FTIR spectra were recorded on a PerkinElmer Spectrum Frontier infrared spectrometer with pike-GladiATR module and are reported as the wavenumber (cm⁻¹) at the maximum of the indicated peak. Flash column chromatography was performed using a Biotage Isolera One using the indicated solvent system and Biotage SNAP KP-Sil columns for normal phase chromatography or Biotage SNAP KP-C18-HS columns for reversed phase chromatography. HRMS was performed using an Agilent 1290 infinity LC system equipped with an autoSampler tandem to an Agilent 6520 Accurate Mass Q-TOF LC/MS. The samples were diluted to ca. 10 μg/mL in MeCN and analyzed without a column, with a 0.3 mL/min flow rate using an isocratic method (50% water + 0.04% formic acid/50% MeOH + 0.04% formic acid). Samples were analyzed using an ESI source in positive mode (scan range 100–1700 *m/z*).

X-ray Crystallography. Intensity data for the Fe-complex were collected at 150(2) K on a Rigaku Supernova Dual EosS2 single crystal diffractometer using monochromated Cu K α radiation ($\lambda = 1.54184$ Å). Unit cell determination, data collection, and data reduction were performed using the CrysAlisPro software. A numerical absorption correction based on Gaussian integration over a multifaceted crystal model was employed. The structure was solved with SHELXT and refined by a full-matrix least-squares procedure based on F² (SHELXL-2018/3). All nonhydrogen atoms were refined anisotropically. Hydrogen atoms were placed onto calculated positions and refined using a riding model. The OH– hydrogen atoms were located in the difference Fourier map and freely refined.

General Procedure for the C-Addition of Phenolic Nucleophiles to Complex **1.** A microwave vial was charged with **1** (0.1 mmol) and

the nucleophile (0.05–0.5 mmol). The vial was sealed and put under an argon atmosphere. Ethanol (1 mL) was added, and the mixture was stirred at room temperature until the mixture was clear and then for an additional 2 h. The reaction mixture was diluted with 4 mL of diethyl ether and filtered through a plug of basic aluminum oxide. The solvent was evaporated in vacuo, and the residue was purified using reversed phase flash chromatography (silica gel-C18, water/methanol).

General Procedure for O-Addition of Phenolic Nucleophiles to Complex 1. A microwave vial containing **1** (0.1 mmol) was cooled in an ice bath. To the complex, a precooled mixture of nucleophile (0.11 mmol) and Et₃N (0.2 mmol) in 1 mL of EtOAc was added under vigorous stirring. The mixture was left to react for 10 min in an ice bath and then allowed to warm to room temperature before being diluted with 4 mL of diethyl ether and filtered through a plug of basic aluminum oxide. The solvent was evaporated in vacuo, and the residue was purified using flash chromatography (silica gel, 1% Et₃N in CH₂Cl₂). NMR-solvents were filtered through a plug of basic aluminum oxide before use, as the products are sensitive toward acid.

Synthesis of C-Addition Product 3a in Water. A microwave vial was charged with **1** (42.0 mg, 0.1 mmol) and sesamol (15.6 mg, 0.11 mmol). The vial was sealed and put under an argon atmosphere. One milliliter of deionized water was added, and the mixture was stirred vigorously (1500 rpm) at room temperature for 4.5 h. The precipitate was collected by filtration through a plug of Celite and washed with water. The plug was then washed with diethyl ether, dissolving the product, and the collected filtrate was dried by filtration through a plug of anhydrous magnesium sulfate. The solvent was evaporated in vacuo. Purification with reversed phase flash chromatography (silica gel-C18, water/methanol) yielded 32.6 mg (89%) of the C-addition product **3a**.

Rearrangement of O-Addition Product 4a to C-Addition Product 3a. Compound **4a** (50.1 mg, 0.121 mmol) and 2.5 mg (0.013 mmol) of *p*-toluenesulfonic acid monohydrate were dissolved in 1 mL of acetonitrile in a microwave vial. The mixture was stirred at room temperature for 16 h before being diluted with 4 mL of diethyl ether and filtered through a plug of basic aluminum oxide. The solvent was evaporated under a stream of nitrogen. Purification with reversed phase flash chromatography (silica gel-C18, water/methanol) yielded 33.8 mg (67%) of C-addition product **3a**. The same reaction using tetrafluoroboric acid as the catalyst afforded **3a** in 53% yield.

Addition of Sesamol to Neutral Complex 5 Using Catalytic Acid. To a microwave vial containing iron complex **5** (30.5 mg, 0.104 mmol) and sesamol (15.5 mg, 0.114 mmol, 1.1 equiv or 43.0 mg, 0.311 mmol, 3.0 equiv), was added 1 mL of a 0.01 M solution of hexafluorophosphoric acid in acetonitrile (obtained from mixing 55% aqueous solution of HPF₆ with acetonitrile), and the vial was put under an argon atmosphere. The mixture was allowed to react at room temperature for 24 h. The product was filtered through a plug of basic aluminum oxide, and the product **3a** was isolated using reversed phase flash chromatography. Using 1.1 equiv of sesamol afforded 31.1 mg (72%) of **3a**, while using 3.0 equiv gave 32.7 mg (76%). The same reaction using tetrafluoroboric acid and 3 equiv of sesamol also afforded **3a** in 76% yield. A reaction using *p*-toluenesulfonic acid and 1.5 equiv of sesamol resulted in a lower yield (43% quantified by NMR).

Demetalation of Compound 3a to Aromatized Product 6. A microwave vial was charged with iron complex **3a** (32.7 mg, 0.079 mmol) and trimethylamine *N*-oxide dihydrate (87.8 mg, 0.79 mmol). The vial was sealed and put under an argon atmosphere, 2 mL of acetone was added, and the mixture was heated at 50 °C for 6 h. The product was filtered through a plug of Celite, and the solvent was evaporated in vacuo. Purification by flash chromatography (silica gel, 30% EtOAc in petroleum ether) yielded the product **6** as a white solid (19.9 mg, 96% yield).

Formation of TBDMS-ether 7. To a microwave vial equipped with a magnetic stirrer were added iron complex **3a** (41 mg, 0.1 mmol) and dichloromethane (2 mL). Then, TBDMSCl (30 mg, 0.2 mmol) was added portionwise, followed by TEA (27 μL, 0.2 mmol). The reaction mixture was capped and stirred at 60 °C for 15 h. The crude reaction

mixture was then loaded directly onto silica and subjected to flash chromatography using 15% EtOAc in hexane as the eluent, affording compound **7** as a yellow oil (42 mg, 78% yield).

Demetalation of Compound 7 to Free Diene 8. To a microwave vial equipped with a magnetic stirrer was added iron complex **7** (52 mg, 0.1 mmol) and EtOH (1 mL). The vessel was sealed and placed under a nitrogen atmosphere before being cooled to 0 °C with an ice bath. H₂O₂ (0.72 mL) was then added in one portion, followed by the dropwise addition of 1 M NaOH (0.64 mL). The solution turned red, and some gas evolution was seen. After 10 min, the reaction was diluted with brine (10 mL) and extracted with dichloromethane (3 × 10 mL). Crude NMR analysis was employed to determine if full demetalation had taken place, and the procedure could be repeated if necessary. The reaction mixture was then purified by flash column chromatography (hexane) to afford compound **8** as a colorless oil (33 mg, 85% yield).

■ ASSOCIATED CONTENT

📄 Supporting Information

The Supporting Information is available free of charge on the ACS Publications website at DOI: 10.1021/acssuschemeng.9b00127.

Experimental procedures for iron complexes **1** and **5**, compound characterization data, crystal structure data and NMR spectra, and X-ray crystallographic data for compound **3a** (CCDC #1880771) (PDF)

■ AUTHOR INFORMATION

Corresponding Authors

*E-mail: S.E.Lewis@bath.ac.uk; Telephone: +44 1225 386568.

*E-mail: kann@chalmers.se; Telephone: +46 31 7723070.

ORCID

Petter Dunås: 0000-0002-3779-3265

Andrew J. Paterson: 0000-0001-7169-2524

Simon E. Lewis: 0000-0003-4555-4907

Nina Kann: 0000-0002-4457-5282

Notes

The authors declare no competing financial interest.

■ ACKNOWLEDGMENTS

The Swedish Research Council (N.K., grant 2015-06350), the Swedish Research Council Formas (N.K., grant 942-2015-1106), the Engineering and Physical Sciences Research Council (S.E.L., grant EP/L016354/1), and the Carl Trygger Foundation (A.P., grant CTS 16:235) are gratefully acknowledged for funding. We also thank Dr. Carl Johan Wallentin and his group for discussions.

■ REFERENCES

- (1) Zhou, C. H.; Xia, X.; Lin, C. X.; Tong, D. S.; Beltramini, J. Catalytic Conversion of Lignocellulosic Biomass to Fine Chemicals and Fuels. *Chem. Soc. Rev.* **2011**, *40*, 5588–5617.
- (2) Key, R. E.; Bozell, J. J. Progress toward Lignin Valorization via Selective Catalytic Technologies and the Tailoring of Biosynthetic Pathways. *ACS Sustainable Chem. Eng.* **2016**, *4*, 5123–5135.
- (3) Sun, Z. H.; Fridrich, B.; de Santi, A.; Elangovan, S.; Barta, K. Bright Side of Lignin Depolymerization: Toward New Platform Chemicals. *Chem. Rev.* **2018**, *118*, 614–678.
- (4) Sheldon, R. A. The Road to Biorenewables: Carbohydrates to Commodity Chemicals. *ACS Sustainable Chem. Eng.* **2018**, *6*, 4464–4480.
- (5) Bauer, I.; Knölker, H. J. Iron Catalysis in Organic Synthesis. *Chem. Rev.* **2015**, *115*, 3170–3387.

- (6) Quintard, A.; Rodriguez, J. Iron Cyclopentadienone Complexes: Discovery, Properties, and Catalytic Reactivity. *Angew. Chem., Int. Ed.* **2014**, *53*, 4044–4055.
- (7) McNeill, E.; Ritter, T. 1,4-Functionalization of 1,3-Dienes with Low-Valent Iron Catalysts. *Acc. Chem. Res.* **2015**, *48*, 2330–2343.
- (8) Fischer, E. O.; Fischer, R. D. Ein Cyclohexadienyl-Eisen-Tricarbonyl-Kation. *Angew. Chem.* **1960**, *72*, 919–919.
- (9) Pearson, A. J. Tricarbonyl(Diene)Iron Complexes: Synthetically Useful Properties. *Acc. Chem. Res.* **1980**, *13*, 463–469.
- (10) Pearson, A. J. *Iron Compounds in Organic Synthesis*; Academic Press Ltd: London, 1994.
- (11) Bromfield, K. M.; Graden, H.; Ljungdahl, N.; Kann, N. Synthetic Applications of Cationic Iron and Cobalt Carbonyl Complexes. *Dalton Trans.* **2009**, 5051–5061.
- (12) Birch, A. J.; Ratnayake Bandara, B. M. R.; Chamberlain, K.; Chauncy, B.; Dahler, P.; Day, A. I.; Jenkins, I. D.; Kelly, L. F.; Khor, T. C.; Kretschmer, G.; Liepa, A. J.; Narula, A. S.; Raverty, W. D.; Rizzardo, E.; Sell, C.; Stephenson, G. R.; Thompson, D. J.; Williamson, D. H. Organometallic Compounds in Organic-Synthesis. Part 11. The Strategy of Lateral Control of Reactivity - Tricarbonylcyclohexadieneiron Complexes and Their Organic Synthetic Equivalents. *Tetrahedron, Supplement* **1981**, *37*, 289–302.
- (13) Donaldson, W. A.; Chaudhury, S. Recent Applications of Acyclic (Diene)Iron Complexes and (Dienyl)Iron Cations in Organic Synthesis. *Eur. J. Org. Chem.* **2009**, 2009, 3831–3843.
- (14) Stephenson, G. R.; Palotai, I. M.; Thomas, S.; Tinkl, M. Synthetic Studies for the 1,3-Iterative Organoiron Approach to the Synthesis of Siculinine: Efficient Arylation Using a Diarylcuprate Reagent. *Eur. J. Org. Chem.* **2013**, 2013, 1895–1901.
- (15) Krahl, M. P.; Kataeva, O.; Schmidt, A. W.; Knolker, H. J. Iron-Mediated Total Synthesis of 2,7-Dioxygenated Carbazole Alkaloids. *Eur. J. Org. Chem.* **2013**, 2013, 59–64.
- (16) Ali Khan, M.; Mahon, M. F.; Lowe, J. P.; Stewart, A. J. W.; Lewis, S. E. Valuable New Cyclohexadiene Building Blocks from Cationic Eta(5)-Iron-Carbonyl Complexes Derived from a Microbial Arene Oxidation Product. *Chem. - Eur. J.* **2012**, *18*, 13480–13493.
- (17) Bromfield, K. M.; Graden, H.; Hagberg, D. P.; Olsson, T.; Kann, N. An Iron Carbonyl Approach to the Influenza Neuraminidase Inhibitor Oseltamivir. *Chem. Commun.* **2007**, 3183–3185.
- (18) Glowacka, P. C.; Mairand, N.; Stephenson, G. R.; Romieu, A.; Renard, P. Y.; da Silva Emery, F. Synthesis and Photophysical Properties of Iron-Carbonyl Complex-Coumarin Conjugates as Potential Bimodal Ir-Fluorescent Probes. *Tetrahedron Lett.* **2016**, *57*, 4991–4996.
- (19) Graden, H.; Olsson, T.; Kann, N. Carbon-Carbon and Carbon-Heteroatom Bond Formation on Solid Phase Using Cationic Iron Carbonyl Complexes. *Org. Lett.* **2005**, *7*, 3565–3567.
- (20) Choi, T. A.; Czerwonka, R.; Forke, R.; Jager, A.; Knoll, J.; Krahl, M. P.; Krause, T.; Reddy, K. R.; Franzblau, S. G.; Knolker, H. J. Transition Metals in Organic Synthesis - Part 83: Synthesis and Pharmacological Potential of Carbazoles. *Med. Chem. Res.* **2008**, *17*, 374–385.
- (21) Birch, A. J.; Liepa, A. J.; Stephenson, G. R. Organometallic Compounds in Organic-Synthesis - Some Tricarbonyl-(Cyclohexadienyl)Iron Cations and Nitrogen Containing Nucleophiles. *Tetrahedron Lett.* **1979**, *20*, 3565–3568.
- (22) Birch, A. J.; Liepa, A. J.; Stephenson, G. R. Organo-Metallic Complexes in Synthesis. Part 16. Reactions of Tricarbonyl-(Cyclohexadienyl)Iron(1+) Salts with Aromatic Amines. *J. Chem. Soc., Perkin Trans. 1* **1982**, 713–717.
- (23) Kataeva, O.; Krahl, M. P.; Knolker, H. J. First Total Synthesis of the Biologically Active 2,7-Dioxygenated Tricyclic Carbazole Alkaloids 7-Methoxy-O-Methylmukonal, Clausine H (Clausoline-C), Clausine K (Clausoline-J) and Clausine O. *Org. Biomol. Chem.* **2005**, *3*, 3099–3101.
- (24) Malkov, A. V.; Mojovic, L.; Stephenson, G. R.; Turner, A. T.; Creaser, C. S. Attachment of Ir-Active Organometallic Probe Groups to Flavonoid Inducers of Nod Gene Expression. *J. Organomet. Chem.* **1999**, *589*, 103–110.
- (25) Birch, A. J.; Haas, M. A. Organometallic Complexes in Synthesis. Part 3. Reaction of Concentrated Sulphuric Acid with Tricarbonylcyclohexa-1,3-Dieneiron Complexes - Preparation of Certain Alkyltricarbonyl-Pi-Cyclohexadienyliron Salts. *J. Chem. Soc. C* **1971**, 2465–2467.
- (26) Schobert, R.; Mangold, A.; Baumann, T.; Milius, W.; Hampel, F. Reactions of Chelated Eta(3)-Pentadienyl Iron Complexes with Nucleophiles. *J. Organomet. Chem.* **2004**, *689*, 575–584.
- (27) Birch, A. J.; Liepa, A. J.; Stephenson, G. R. Organometallic Compounds in Organic-Synthesis - Some Tricarbonyl-(Cyclohexadienyl)Iron Cations and Nitrogen Containing Nucleophiles. *Tetrahedron Lett.* **1979**, *20*, 3565–3568.
- (28) Mokhtari, M.; Mousser, A.; Salmain, M.; Jaouen, G. Labelling of Biologically Active Molecules with a Cyclohexadiene Tricarbonyl Iron Unit. *C. R. Chim.* **2005**, *8*, 85–90.
- (29) Woisetschlager, O. E.; Sunkel, K.; Weigand, W.; Beck, W. Metal Complexes of Biologically Important Ligands, CXVI. Addition of Carbanions from Barbituric Acid Derivatives to Unsaturated Hydrocarbons in Cationic Complexes for the Organometallic Labelling of Barbituric Acid. *J. Organomet. Chem.* **1999**, *584*, 122–130.
- (30) Hossain, M. A.; Jin, M. J.; Donaldson, W. A. Reactivity of Acyclic (Pentadienyl)Iron(1+) Cations with Weak Carbon Nucleophiles. *J. Organomet. Chem.* **2001**, *630*, 5–10.
- (31) Bergh, A.; Graden, H.; Pera, N. P.; Olsson, T.; Nilsson, U. J.; Kann, N. Carbohydrate Functionalization Using Cationic Iron Carbonyl Complexes. *Carbohydr. Res.* **2008**, *343*, 1808–1813.
- (32) Owen, D. A.; Malkov, A. V.; Palotai, I. M.; Roe, C.; Sandoe, E. J.; Stephenson, G. R. Selective Synthesis and Reactivity of Eta(5)-Arylcyclohexadienyliron Complexes. *Chem. - Eur. J.* **2007**, *13*, 4293–4311.
- (33) Englert, U.; Ganter, B.; Kaser, M.; Klinkhammer, E.; Wagner, T.; Salzer, A. Nucleophilic Addition of Secondary Phosphines to Cationic Dienyl Tricarbonyliron Complexes: A Novel Route to Optically Active Phosphines. *Chem. - Eur. J.* **1996**, *2*, 523–528.
- (34) ten Broeke, M.; Ali Khan, M.; Kociok-Köhn, G.; Kann, N.; Lewis, S. E. Tricarbonyliron(0) Complexes of Bio-Derived Eta(4) Cyclohexadiene Ligands: An Approach to Analogues of Oseltamivir. *J. Organomet. Chem.* **2015**, 799–800, 19–29.
- (35) Siu, A. F. H.; David, D. A.; Kane-Maguire, L. A. P.; Pyne, S. G.; Lambrecht, R. H. Kinetics of Nucleophilic Attack on Coordinated Organic Moieties. Part 32. Synthetic and Mechanistic Studies of the Reaction of Iodide Ion with (Eta(5)-Dienyl)Fe(Co)(3) (+) Cations (Dienyl = C₆H₇, 2-MeOC₆H₆, C₇H₉). *J. Coord. Chem.* **1998**, *46*, 125–143.
- (36) Brion, F. On the Lewis Acid-Catalyzed Diels-Alder Reaction of Furan - Regiospecific and Stereospecific Synthesis of Substituted Cyclohexenols and Cyclohexadienols. *Tetrahedron Lett.* **1982**, *23*, 5299–5302.
- (37) Li, X. K.; Zhang, Y. G. Highly Efficient Process for the Conversion of Glycerol to Acrylic Acid via Gas Phase Catalytic Oxidation of an Allyl Alcohol Intermediate. *ACS Catal.* **2016**, *6*, 143–150.
- (38) Ishida, T.; Kume, K.; Kinjo, K.; Honma, T.; Nakada, K.; Ohashi, H.; Yokoyama, T.; Hamasaki, A.; Murayama, H.; Izawa, Y.; Utsunomiya, M.; Tokunaga, M. Efficient Decarbonylation of Furfural to Furan Catalyzed by Zirconia-Supported Palladium Clusters with Low Atomcity. *ChemSusChem* **2016**, *9*, 3441–3447.
- (39) Sun, D. L.; Yamada, Y.; Sato, S.; Ueda, W. Glycerol as a Potential Renewable Raw Material for Acrylic Acid Production. *Green Chem.* **2017**, *19*, 3186–3213.
- (40) Kucherov, F. A.; Romashov, L. V.; Galkin, K. I.; Ananikov, V. P. Chemical Transformations of Biomass-Derived C6-Furanic Platform Chemicals for Sustainable Energy Research, Materials Science, and Synthetic Building Blocks. *ACS Sustainable Chem. Eng.* **2018**, *6*, 8064–8092.
- (41) Howard, P. W.; Stephenson, G. R.; Taylor, S. C. Transition-Metal Mediated Asymmetric-Synthesis. Part 7. 6-Methoxycyclohexadienyliron Complexes - Access to Synthetic Equivalents of Cyclohexadiene Dications. *J. Organomet. Chem.* **1988**, *339*, C5–C8.

- (42) Howard, P. W.; Stephenson, G. R.; Taylor, S. C. Convenient Access to Homochiral Tricarbonyliron Complexes. *J. Chem. Soc., Chem. Commun.* **1988**, 1603–1604.
- (43) Howard, P. W.; Stephenson, G. R.; Taylor, S. C. Transition-Metal Mediated Asymmetric-Synthesis. Part 10. Homochiral Pi-Complexes with Planar Chirality - Synthetic Equivalents of Chiral Cyclohexadiene Dications. *J. Organomet. Chem.* **1989**, 370, 97–109.
- (44) Howard, P. W.; Stephenson, G. R.; Taylor, S. C. Evidence for an Anomalous Microbial Oxidation of Acetophenone - New Access to Optically-Active Tricarbonyliron Complexes. *J. Chem. Soc., Chem. Commun.* **1990**, 1182–1184.
- (45) Stephenson, G. R.; Howard, P. W.; Taylor, S. C. Assignment of Absolute-Configurations from the Circular-Dichroism Spectra of Cyclic Eta-4-Diene Complexes of Fe(CO)₃. *J. Chem. Soc., Chem. Commun.* **1991**, 127–129.
- (46) Stephenson, G. R.; Howard, P. W.; Taylor, S. C. Regioselective Access to Tricarbonyliron Complexes - Controlled Preparation and Reactions of Trifluoromethyl-Substituted Complexes. *J. Organomet. Chem.* **1991**, 419, C14–C17.
- (47) Pearson, A. J.; Gelormini, A. M.; Pinkerton, A. A. Preparation of Optically Pure Tricarbonylcyclohexadienyliron Complexes - Use of a Trifluoromethyl Group as a Regiodirector During Hydride Abstraction. *Organometallics* **1992**, 11, 936–938.
- (48) Ali Khan, M.; Mahon, M. F.; Stewart, A. J. W.; Lewis, S. E. Iron(0) Tricarbonyl Complexes of Microbially Derived Cyclohexadiene Ligands Containing Quaternary Stereocenters. *Organometallics* **2010**, 29, 199–204.
- (49) Stephenson, G. R.; Anson, C. E.; Swinson, G. J. Biphenyl-cis-Diol Chemistry to Access Enantiopure Aryl-Substituted Organoiron Complexes. *Tetrahedron Lett.* **2011**, 52, 3547–3550.
- (50) Lewis, S. E. Applications of Biocatalytic Arene ipso, ortho cis-Dihydroxylation in Synthesis. *Chem. Commun.* **2014**, 50, 2821–2830.
- (51) Liu, W.; Zhang, K. D.; Qin, Y. Q.; Yu, J. J. A Simple and Green Ultrasonic-Assisted Liquid-liquid Microextraction Technique Based on Deep Eutectic Solvents for the HPLC Analysis of Sesamol in Sesame Oils. *Anal. Methods* **2017**, 9, 4184–4189.
- (52) Clarke, C. J.; Tu, W. C.; Levers, O.; Brohl, A.; Hallett, J. P. Green and Sustainable Solvents in Chemical Processes. *Chem. Rev.* **2018**, 118, 747–800.
- (53) Xue, Z.; Liu, Q.; Wang, J.; Mu, T. Valorization of Levulinic Acid over Non-Noble Metal Catalysts: Challenges and Opportunities. *Green Chem.* **2018**, 20, 4391–4408.
- (54) Obregon, I.; Gandarias, I.; Miletic, N.; Ocio, A.; Arias, P. L. One-Pot 2-Methyltetrahydrofuran Production from Levulinic Acid in Green Solvents Using Ni-Cu/Al₂O₃ Catalysts. *ChemSusChem* **2015**, 8, 3483–3488.
- (55) Molnar, M.; Mendesevic, N.; Subaric, D.; Banjari, I.; Jokic, S. Comparison of Various Techniques for the Extraction of Umbelliferone and Herniarin in *Matricaria Chamomilla* Processing Fractions. *Chem. Cent. J.* **2017**, 11, 78.
- (56) McNally, D.; Shephard, A.; Field, E. Randomised, Double-Blind, Placebo-Controlled Study of a Single Dose of an Amylmetacresol/2,4-Dichlorobenzyl Alcohol Plus Lidocaine Lozenge or a Hexylresorcinol Lozenge for the Treatment of Acute Sore Throat Due to Upper Respiratory Tract Infection. *J. Pharm. Pharm. Sci.* **2012**, 15, 281–294.
- (57) Kemme, M.; Heinzel-Wieland, R. Quantitative Assessment of Antimicrobial Activity of PLGA Films Loaded with 4-Hexylresorcinol. *J. Funct. Biomater.* **2018**, 9, 4.
- (58) Prat, D.; Wells, A.; Hayler, J.; Sneddon, H.; McElroy, C. R.; Abou-Shehada, S.; Dunn, P. J. Chem21 Selection Guide of Classical- and Less Classical-Solvents. *Green Chem.* **2016**, 18, 288–296.
- (59) Luo, H.; Abu-Omar, M. M. Lignin Extraction and Catalytic Upgrading from Genetically Modified Poplar. *Green Chem.* **2018**, 20, 745–753.
- (60) Chaudhary, R.; Dhepe, P. L. Solid Base Catalyzed Depolymerization of Lignin into Low Molecular Weight Products. *Green Chem.* **2017**, 19, 778–788.
- (61) Pandey, M. P.; Kim, C. S. Lignin Depolymerization and Conversion: A Review of Thermochemical Methods. *Chem. Eng. Technol.* **2011**, 34, 29–41.
- (62) Ledesma, E. B.; Hoang, J. N.; Nguyen, Q.; Hernandez, V.; Nguyen, M. P.; Batamo, S.; Fortune, C. K. Unimolecular Decomposition Pathway for the Vapor-Phase Cracking of Eugenol, a Biomass Tar Compound. *Energy Fuels* **2013**, 27, 6839–6846.
- (63) Trost, B. M. Atom Economy - A Challenge for Organic Synthesis - Homogeneous Catalysis Leads the Way. *Angew. Chem., Int. Ed. Engl.* **1995**, 34, 259–281.
- (64) Anson, C. E.; Creaser, C. S.; Malkov, A. V.; Mojovic, L.; Stephenson, G. R. Flavonoid Derivatives as Organometallic Bioprobes. *J. Organomet. Chem.* **2003**, 668, 101–122.
- (65) Franck-Neumann, M.; Heitz, M. P.; Martina, D. A Simple Method of Freeing Organic Ligands from Their Iron Carbonyl-Complexes. *Tetrahedron Lett.* **1983**, 24, 1615–1616.
- (66) Holmes, J. D.; Pettit, R. Synthesis and Properties of Homotropone. *J. Am. Chem. Soc.* **1963**, 85, 2531–2532.
- (67) Shvo, Y.; Hazum, E. Simple Method for Disengagement of Organic Ligands from Iron Complexes. *J. Chem. Soc., Chem. Commun.* **1974**, 336–337.
- (68) Lee, J. H.; Bang, H. B.; Han, S. Y.; Jun, J. G. An Efficient Synthesis of (+)-Decursinol from Umbelliferone. *Tetrahedron Lett.* **2007**, 48, 2889–2892.