



## **First principles of modelling the stabilization of microturbulence by fast ions**

Downloaded from: <https://research.chalmers.se>, 2019-05-11 19:17 UTC

Citation for the original published paper (version of record):

Wilkie, G., Iantchenko, A., Abel, I. et al (2018)

First principles of modelling the stabilization of microturbulence by fast ions

Nuclear Fusion, 58(8)

<http://dx.doi.org/10.1088/1741-4326/aab727>

N.B. When citing this work, cite the original published paper.

# First principles of modelling the stabilization of microturbulence by fast ions

G.J. Wilkie<sup>1</sup>, A. Iantchenko<sup>1,2</sup>, I.G. Abel<sup>1</sup>, E. Highcock<sup>1</sup>, I. Pusztai<sup>1</sup>  
and JET Contributors<sup>1,a</sup>

<sup>1</sup> Department of Physics, Chalmers University of Technology, Gothenburg, SE-41296, Sweden

<sup>2</sup> Swiss Plasma Center, Ecole Polytechnique Federale de Lausanne, Lausanne Switzerland

E-mail: [wilkie@chalmers.se](mailto:wilkie@chalmers.se)

Received 21 December 2017, revised 22 February 2018

Accepted for publication 16 March 2018

Published 29 June 2018



## Abstract

The observation that fast ions stabilize ion-temperature-gradient-driven microturbulence has profound implications for future fusion reactors. It is also important in optimizing the performance of present-day devices. In this work, we examine in detail the phenomenology of fast ion stabilization and present a reduced model which describes this effect. This model is derived from the high-energy limit of the gyrokinetic equation and extends the existing ‘dilution’ model to account for nontrivial fast ion kinetics. Our model provides a physically-transparent explanation for the observed stabilization and makes several key qualitative predictions. Firstly, that different classes of fast ions, depending on their radial density or temperature variation, have different stabilizing properties. Secondly, that zonal flows are an important ingredient in this effect precisely because the fast ion zonal response is negligible. Finally, that in the limit of highly-energetic fast ions, their response approaches that of the ‘dilution’ model; in particular, alpha particles are expected to have little, if any, stabilizing effect on plasma turbulence. We support these conclusions through detailed linear and nonlinear gyrokinetic simulations.

Keywords: turbulence, fast ions, stabilization, microturbulence, gyrokinetics, simulation

(Some figures may appear in colour only in the online journal)

## 1. Fast ion stabilization of ITG microturbulence

Microturbulence fundamentally limits the confinement time in current and future tokamak experiments [2]. The very gradients that are required to achieve high central densities and temperatures also provide a source of free energy. This free energy drives transport of particles, momentum, and energy, usually far in excess of collisional transport. The ion temperature gradient (ITG) mode, for instance, limits the core temperature of tokamaks [3–5]. This turbulence occurs on the scale of the thermal ion Larmor radius  $\rho_i$ .

Gyrokinetics is the reduction of the Fokker–Planck kinetic equation that rigorously handles electromagnetic fields whose fluctuations vary on spatial scales similar to  $\rho_i$ , but on

timescales much slower than the gyro-frequency  $\Omega_i$  [6–8]. A multitude of computational tools have been developed to solve the nonlinear gyrokinetic equation [9–12]. These tools take as inputs the equilibrium magnetic field, density, and temperature profiles, and predict the ensuing turbulent fluctuations and the associated transport fluxes. By using experimentally-determined profiles and comparing the computed fluxes to experimentally-inferred fluxes (usually from power-balance calculations), and through more detailed comparisons of turbulence characteristics, the validity of the gyrokinetic approach can be verified [13]. This has been widely demonstrated [14–17].

However, due to the scarcity of computational resources, these matching exercises of necessity entail the use of simulations that neglect various parts of the complex physics of the experimental setup. It was discovered during one of these

<sup>a</sup> Litaudon *et al* [1]



Original content from this work may be used under the terms of the [Creative Commons Attribution 3.0 licence](https://creativecommons.org/licenses/by/3.0/). Any further distribution of this work must maintain attribution to the author(s) and the title of the work, journal citation and DOI.

exercises, in which experiments on the Joint European Torus [18] were analysed, that effects from non-thermal minority ions had to be accounted for. Indeed, the predictions of the gyrokinetic codes in the absence of such ions suggested far greater transport than was observed [19]. This effect—the fast ion stabilization of ITG turbulence—is the subject of this paper.

This effect is important because the presence of energetic ions are essential to sustain fusion-relevant bulk temperatures. Two external heating methods are used to supply the plasma with high-energy ions: neutral beam injection (NBI) [20] and ion cyclotron resonance heating (ICRH) [21]. As well as the fast ions resulting from external heating, another class of fast ions, energetic alpha particles, are generated from the fusion reaction itself. In the future, it is anticipated that alpha particles will provide the majority of the heating, and thus, that the plasma will be energetically self-sustaining (i.e. a burning plasma). In the local gyrokinetic simulations used herein, the practical differences between these several classes of fast ions (as well as, of course, their mass and charge) are in their distribution in phase space.

As the main medium of heat injection, fast ions are a critical component of the fusion plasma and thus worthy of study in their own right. However, above and beyond this, it has been observed that a large fast ion population can improve the plasma confinement [22], leading to elevated core temperatures and/or densities. It has been shown in gyrokinetic simulations [19] that this effect is non-trivial. It is important to understand how and why this stabilization occurs, particularly when extrapolating to future net-power-producing fusion reactors, where alpha particles provide most of the heating. Although, like externally driven fast ions, alpha particles will contribute significantly to the plasma pressure in reactors, their density is very small ( $n_\alpha \lesssim 0.01n_e$ ) compared to NBI and ICRH ions. It is therefore not obvious that they will affect turbulence in a similar way.

Owing to the potentially profound implications of this and other effects of fast ions on microturbulence, there has been widespread study of the topic. Follow-up works [23, 24] further characterize the stabilization and examine cases both where it is weak and where it is strong. Other research has sought to determine which properties of the fast ions contribute most strongly to their effects; these properties are typically categorized as dilution (of the main ions), non-Maxwellian velocity space distributions, and electromagnetic effects. Tardini *et al* and Holland *et al* [25, 26] studied the effect that dilution has on suppressing ITG turbulence, with [27] presenting a reduced model for this effect (expanded further in this work). The active response of a hot Maxwellian impurity was investigated analytically [28] and in simulations [29]. The effects of non-Maxwellian fast ions on turbulence were initially studied using isotropic fast ion velocity-space distributions in [30] and was further generalized for anisotropic fast ions in [31]. The electromagnetic effects of fast ions consist a rich topic, primarily focused on the destabilization of Alfvén eigenmodes (AEs) and energetic particle modes (EPMs) [32, 33]. The theory of how electromagnetic fluctuations interact with ITG turbulence is continuing to be developed

[34–39]. In the present work, an analytic model for the effect of fast ions on ITG turbulence (in contrast to modes which are driven by fast ions themselves) is presented.

We seek to explain the dominant mechanism for fast ion-induced stabilization of ITG turbulence from first principles, focusing on a case where the effect was very strong: discharge 73224 of the Joint European Torus (JET) [40]. The results of a comprehensive linear study are presented in section 2, in which it is examined to what extent the stabilization can be characterized as a change in the linear growth rate. Much about the phenomenon will be learned by doing this because it allows a wider variety of high-resolution simulations to be performed than would be unfeasible with nonlinear turbulence simulations. Then, in section 3, the basic problem is simplified further by approximating the fast ion distribution function in the energetic limit, which yields an approximate analytic solution to the gyrokinetic equation. With the most important elements distilled, this simplified model is inserted into Maxwell’s equations, in which an effective parameter model, applicable to linear and nonlinear simulations alike, makes itself evident. The electrostatic and electromagnetic effects are modelled respectively as effective modifications to the temperature ratio  $\tau = T_i/T_e$  and  $\beta_e = 8\pi n_e T_e/B^2$ , parameters to which microturbulence is known to be sensitive. This model is then benchmarked against nonlinear gyrokinetic simulations and elaborated upon further.

## 2. Characterizing the effect of fast ions on the linear ITG mode

We begin by considering the simplified linear gyrokinetic system and ask whether, and how, the presence of fast ions affects the growth of unstable ITG modes that give rise to microturbulence. We accomplish this by analyzing a case in which their effect is particularly strong: JET discharge 73224 [19]. We will find that the presence of fast ions has a non-trivial effect on the ITG mode beyond their global effects on the plasma and their dilution of turbulence driven by the thermal ions<sup>3</sup>. In this section many of the results and analyses presented are a summary of the more extended linear analysis expounded in [41].

When the fluctuations are small enough to treat linearly, ITG may cause the electromagnetic fields to grow exponentially. Thus we find, for example, that the fluctuating electric potential  $\phi \propto e^{-i\tilde{\omega}t}$ , where  $\tilde{\omega} = \omega + i\gamma$ ,  $\omega$  is the frequency (by convention, positive for waves propagating in the ion diamagnetic direction), and  $\gamma$  (if positive) is the growth rate. In this section, we repeatedly calculate this growth rate because, although eventually the fields grow until the nonlinear interaction between modes competes with the linear physics [42] and the system reaches a saturated turbulent state, the linear growth rate has a direct impact on the strength of the saturated turbulence [43]. Indeed, it is often used for the estimation

<sup>3</sup> The ions which are approximately Maxwellian close to the electron temperature which make up most of the positive charge and drive the ITG mode will alternatively be referred to as ‘bulk’, ‘thermal’, or ‘main’ ions throughout this work.

of saturated field amplitudes in reduced transport models [44, 45].

Now in order to study the ‘effect of fast ions on the linear growth rate’, it is necessary to somewhat artificially isolate particular effects because, without generating fast ions, the discharge would be fundamentally different. In other words, since fast ions are used to heat the plasma, drive the current, and act as a particle source, it is not immediately clear how to compare cases ‘with’ and ‘without’ fast ions. In this section, we define this comparison as being between a baseline case that includes fast ions and a hypothetical equivalent case in which fast ions do not participate in the turbulence, but in which global properties of the main ions and electrons are nevertheless the same, except for constraints imposed locally by the absence of fast ion charge.

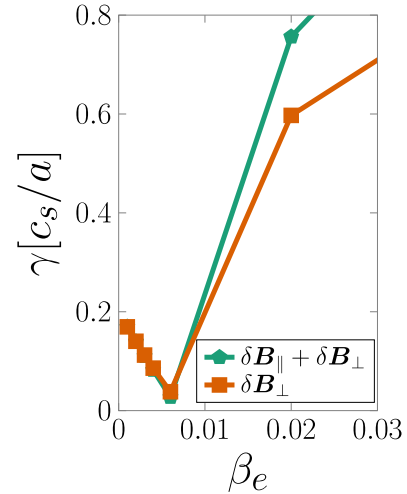
To be effective at heating, the fast ion pressure ought to be comparable to the thermal pressure. Therefore an additional effect on the magnetic geometry is expected. Our observations indicate that fast ions have little effect on the flux surface shape, but have a non-trivial impact on the safety factor, magnetic shear, and Shafranov shift, which are all known to play a significant role in microturbulence. For more details on the stabilizing role of the fast ion pressure gradient, the reader is directed to [22, 24, 41]. Henceforth, in order to isolate the effect of fast ions on the local ITG mode, the equilibrium plasma parameters, including the safety factor, magnetic shear, and flux surface shape, will remain fixed.

## 2.1. Gyrokinetic framework and baseline case

Apart from these global effects, there remains a nontrivial effect of fast ions on the ITG mode as manifest in local gyrokinetics. The simulations presented in this work were performed with the GS2 code [9, 46], which solves the gyrokinetic equation [6]:

$$\begin{aligned} \frac{\partial h_s}{\partial t} + v_{\parallel} \mathbf{b} \cdot \nabla h_s + \mathbf{v}_D \cdot \nabla h_s + \mathbf{v}_\chi \cdot \nabla h_s - C[h_s] \\ = -Z_s e \frac{\partial \langle \chi \rangle_{\mathbf{R}}}{\partial t} \frac{\partial F_{0s}}{\partial \mathcal{E}} - \mathbf{v}_\chi \cdot \nabla F_{0s} \end{aligned} \quad (1)$$

for the perturbed distribution function for several isotropic species  $s$ :  $\delta f_s = Z_s e \phi \frac{\partial F_{0s}}{\partial \mathcal{E}} + h_s$ . While we will focus on simulations of isotropic fast ions in this work, we will occasionally discuss the implications of anisotropy. In this case, the gyrokinetic equation is the same, but there is an additional contribution to  $\delta f_s$  from the possible  $\mu$ -dependence of  $F_{0s}$ . The mass and charge of the species are  $m_s$  and  $Z_s e$  respectively. The fluctuating fields  $\phi$  and  $\mathbf{A}$  (the vector magnetic potential) are represented by a scalar electromagnetic potential  $\chi \equiv \phi - \mathbf{v} \cdot \mathbf{A}/c$ . The equilibrium distribution of species  $s$  is  $F_{0s}(\mathcal{E}, \mu, \sigma_{\parallel})$ , and  $h_s$  is the non-adiabatic part of the fluctuating distribution function which does not depend on gyro-phase  $\vartheta$ . The equilibrium magnetic field has magnitude  $B$  and points in the direction of the unit vector  $\mathbf{b} \equiv \mathbf{B}/B$ . The parallel velocity is defined as  $v_{\parallel} = \sigma_{\parallel} \sqrt{2[\mathcal{E} - \mu B(\theta)]/m_s}$ , with energy  $\mathcal{E}$ , the exactly-conserved magnetic moment  $\mu$ , and sign  $\sigma_{\parallel} = \pm 1$ . For a Maxwellian species with a temperature  $T_s$ , the thermal speed  $v_{ts} \equiv \sqrt{2T_s/m_s}$ , and for a non-Maxwellian



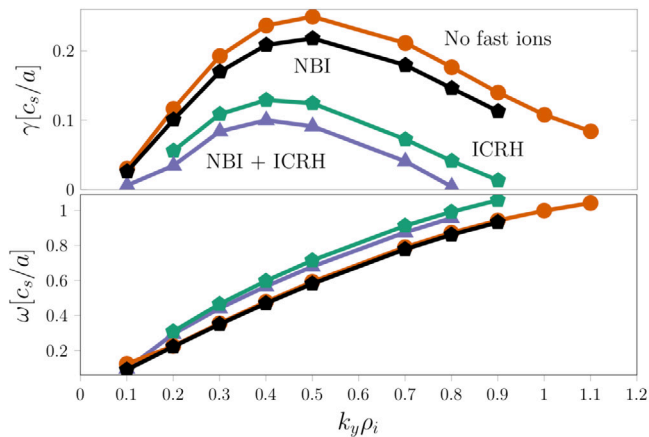
**Figure 1.** Comparing ITG/KBM growth rates with fast ions with (green pentagons) and without (orange squares) compressive magnetic fluctuations (case B0 of table A2) at  $k_y \rho_i = 0.57$ .

species, this represents a characteristic speed defined using an effective temperature  $T_f^* \equiv -n_f [\int (\partial F_{0f}/\partial \mathcal{E}) d^3 \mathbf{v}]^{-1}$ . The characteristic Larmor radius is given by  $\rho_s \equiv v_{ts}/\Omega_s$ , where  $\Omega_s \equiv Z_s e B/m_s c$ . The tokamak minor radius  $a$  provides an approximate length scale on which the equilibrium and fluctuations parallel to the magnetic field vary, and  $\rho_* \equiv \rho_i/a \ll 1$ . The quantity  $\mathbf{v}_D$  is the magnetic drift velocity of the guiding center and  $\mathbf{v}_\chi \equiv (c/B) \mathbf{b} \times \nabla \langle \chi \rangle_{\mathbf{R}}$  includes the  $\mathbf{E} \times \mathbf{B}$  drift along with the drifts and streaming associated with the fluctuating magnetic field. The gyro-average at fixed guiding center  $\mathbf{R}$  is denoted by  $\langle \phi \rangle_{\mathbf{R}} = \int_0^{2\pi} \phi(\mathbf{r}) d\vartheta/2\pi$ . For simplicity, gradients of equilibrium plasma flows are ignored and the equation is solved in the frame rotating with the plasma. A conservative linearized Fokker–Planck collision operator  $C$  [47, 48] is employed to model collisions of ions and electrons, and of each species with themselves (collisions between ions of different species are omitted).

Throughout this work, we will focus on JET discharge 73224 around the flux surface with a half-width of  $r = 0.375a$  (where  $a$  is the half-width of the last closed flux surface). The nominal parameters for this baseline case are based on those from [49] and are listed in tables A1 and A2.

The resolution for the linear simulations of this section are as follows: there are 58 grid points along the field line per poloidal turn (parametrized by poloidal angle  $\theta$ ), and the parallel domain extends to  $\theta = \pm 22\pi$ . The velocity space resolution is 36 grid points in energy and 46 in pitch angle. The time step is  $0.03 a/v_{ti}$ , run until the complex frequency is converged to within a factor of  $2 \times 10^{-4}$ . There are two species of fast ions present in these simulations, each represented as a high-temperature Maxwellian. The local pressure gradient, used to rescale the local geometrical parameters according to the Miller prescription, is calculated consistently depending on the local fast ion pressure gradient.

Unless otherwise stated, all simulations include perpendicular magnetic fluctuations ( $A_{\perp}$ ), with compressive fluctuations ( $\delta B_{\parallel}$ ) artificially disabled. This is justified by the relatively low  $\beta_e$ , and by the growth rates shown in figure 1.



**Figure 2.** ITG growth rate and frequency spectra with different concentrations and types of fast ions. Orange circles show the case without any fast ions (case BXe of table A2), black/green pentagons show a case with only the NBI/ICRH fast ions with  $Z_f n_f = 0.06/0.14$  (cases BN/BI, respectively), and violet triangles show the baseline case (B0) with both NBI ( $Z_f n_f = 0.06$ ) and ICRH ( $Z_f n_f = 0.14$ ).

At a critical  $\beta_e$ , the kinetic ballooning mode (KBM) becomes unstable and the growth rate significantly increases. Only then is there a discernible difference when including  $\delta B_{\parallel}$ . As long as the mode is ITG-like, increasing  $\beta_e$  is stabilizing and only the fluctuations of  $A_{\parallel}$  need to be considered. For a more detailed treatment on the effect of compressive fluctuations on ITG modes, see [38].

## 2.2. Fast ion-induced stabilization of the ITG mode: general observations

The effect of fast ions on the ITG mode growth rate and frequency in this case is shown in figure 2. The baseline case has both NBI fast deuterium and ICRH fast helium-3, with both types together consisting 20% of the positive charge. Then, the growth rates were recalculated for a case with the different types of fast ions removed. A significant increase in the ITG mode growth rate is observed, with a modest change in the frequency spectrum. Finally, both fast ions were removed to generate a case ‘without fast ions’. This shows that the effect of NBI is relatively small compared to ICRH. While the growth rate is sensitive to the presence of ICRH fast ions, the ITG mode frequency and eigenfunction are not significantly altered by the presence of fast ions, as was also observed in [49].

A ‘mixing-length’ estimate for the bulk ion heat flux based on the linear physics is  $q_i \sim \gamma/k_{\perp}^2$ . Using this estimate, our results suggest about a factor of 2 increase in the turbulence amplitude when fast ions are removed. This alone does not account for the strong nonlinear effect in [19] and later in figure 8. These latter results showed about a factor of 10 increase in the thermal ion heat flux. It is in this sense that we say the effect of fast ions on turbulence cannot be explained in the context of linear gyrokinetics.

The decrease in the ITG mode growth rate when fast ions are included as a kinetic species, and the subsequent

(disproportionate) decrease in the turbulence amplitude, is the subject of the remainder of this paper. We begin with the simplest explanation for this phenomenon: that only the *indirect effects* of fast ions are responsible for the stabilization. Namely, we examine cases where the only effects of fast ions considered are their effects on the bulk ion and electron densities.

## 2.3. Dilution

On the temporal and spatial scales of interest, the plasma remains quasineutral:

$$\sum_s Z_s e n_s = 0. \quad (2)$$

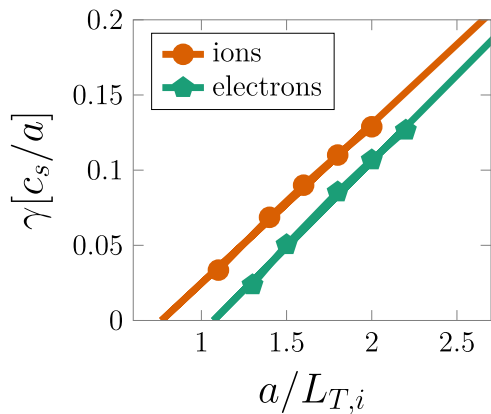
When positively-charged impurities are included,  $n_i \neq n_e$ , and this means that the electromagnetic fields have proportionally less response to the bulk ions. Since the bulk thermal ions are responsible for the instability of the ITG mode, this can lead to a reduction in the vigor of the turbulence. This effect is known as dilution. For the same reason, dilution of the ions implies an *enhancement* of electron-driven microinstabilities, such as the trapped-electron mode [50] and the electron-temperature-gradient mode (ETG) [46]. In contrast to thermal high-Z impurities, which are known to *stabilize* ETG [51], the adiabatic response of singly-charged fast ions actually *reduces*  $Z_{\text{eff}}^{(\text{ETG})} \equiv \sum_i Z_i^2 (n_i/n_e) (T_e/T_i)$  due to their high temperature.

Taking the radial derivative of equation (2) gives:

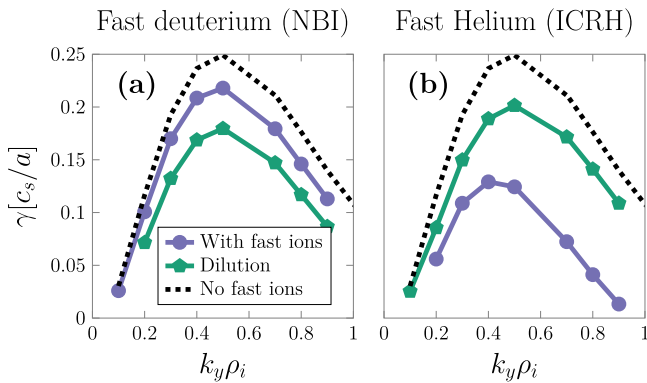
$$\sum_s Z_s e \frac{\partial n_s}{\partial r} \equiv - \sum_s Z_s e \frac{n_s}{L_{ns}} = 0. \quad (3)$$

In a local simulation, this provides a second independent constraint that must be satisfied. This represents *dilution on neighboring flux surfaces*, which influences the relationship between the electron and thermal ion density gradients. This also has a nontrivial effect on ITG turbulence and is included when we speak of ‘dilution’. When results are thereby labelled, it means that fast ion fluctuations are not included in the gyrokinetic simulations, but their equilibrium effect on the density of the bulk species and on the magnetic drift (through their contribution to  $\partial\beta/\partial r$ ) are included. In other words, we keep the effects of  $F_{0f}$  and  $\nabla F_{0f}$ , but not  $\delta f_f$ . Note that, in the high-energy limit (explored in section 3), this is equivalent to the adiabatic approximation, where  $\delta f_f \approx h_f \approx 0$ .

In constructing artificial cases lacking fast ions (in order to isolate and study their effect on the ITG mode and resulting turbulence), there is a choice to be made regarding whether the electron or thermal ion density (and density gradients) are changed to maintain quasineutrality. Fusion products and energetic tails heated from the bulk ion population deplete the thermal ion population. On the other hand, the physical origin of injected and minority-heated fast ions are such that they are accompanied by excess electrons. The difference between these choices for the  $k_y \rho_i = 0.57$  ITG mode is shown in figure 3. As can be seen, this choice happens to have a relatively small effect on our results, although this may not be true in general. In this section, we choose the convention that it is the electron properties that are changed.



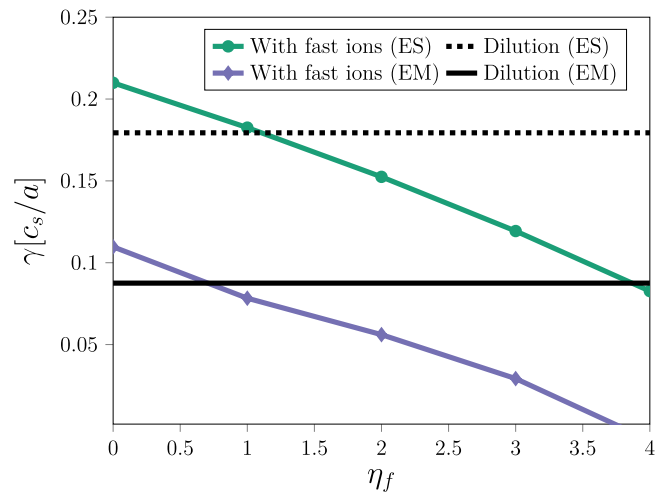
**Figure 3.** ITG mode growth rates at  $k_y \rho_i = 0.57$ , as a function of the driving temperature gradient. In one case, we assume that the thermal ions replace the removed fast ions (orange circles—case BXi of table A2). In the other, electrons are removed along with fast ions (green pentagons—case BXe).



**Figure 4.** ITG mode growth rate spectra when NBI and ICRH fast ions are included (violet circles), compared to dilution (green pentagons) and no fast ions (black dashed). The black dashed line in both cases is case BXe of table A2. Part (a) shows cases BN and BND, whereas part (b) shows cases BI and BID.

#### 2.4. Differentiating classes of fast ions

The different types of fast ions are characterized by whether their strong radial variation is one of particle density (‘NBI-like’) or energy density (‘ICRH-like’). It has previously been shown that these different classes of fast ions respond differently to turbulence when passive [27, 52]. It is worth examining to what extent their effect on turbulence differs compared to their respective dilution effects. This contrast is shown in figures 4(a) and (b). The violet spectra each include one of the respective fast ion species, and the dashed black spectra are the cases without the fast ions, for which the electron density and density gradients are changed to maintain quasineutrality. Then, cases identical to the violet (‘with fast ions’) were run, except that fast ions were not included as a kinetic species; only their effect on the equilibrium  $n_e$  and  $L_{ne}$ . These ‘dilution’ cases are shown in green. We see that, relative to dilution, NBI-type fast ions are actually *destabilizing*, whereas ICRH-type fast ions are more strongly stabilizing than dilution only. Therefore, the classification of fast ions, whether  $L_{Tf} \gg L_{nf}$  (NBI) or  $L_{nf} \gg L_{Tf}$  (ICRH), is critical to predicting and understanding their stabilizing effect. Note that

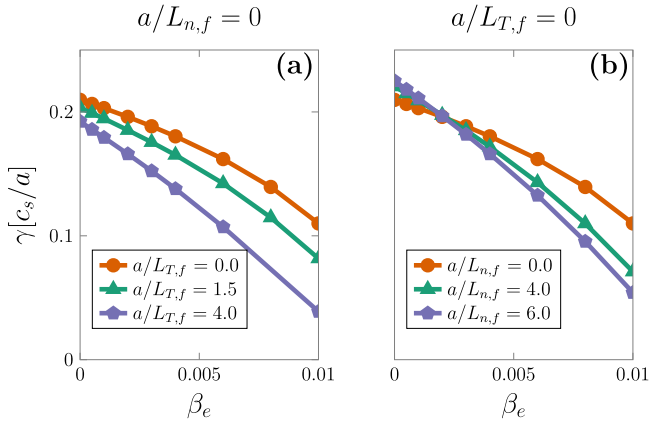


**Figure 5.** Scan in fast ion  $\eta = T'(r)/n'(r)$  for electrostatic (green circles) and electromagnetic (violet triangles) ITG simulations relative to electrostatic/electromagnetic dilution (dashed/solid black line, respectively) for case B0 of table A2 at  $k_y \rho_i = 0.57$ .

alpha particles are considered NBI-like, but instead of being artificially injected, they are produced by the fusion reaction. Because the fusion source is a strong function of radius, the alpha particle density gradient is sharp. Now the fact that the two cases with fast ions differ from their respective ‘dilution only’ cases demonstrates that fast ions play a non-trivial role besides mere dilution. However, when both types are present, the (significant) kinetic effects of fast ions may cancel out and one can be left with the illusion that dilution is the dominant effect.

We saw from figure 4 that, relative to dilution, the NBI-like fast ions (strong density gradient) are destabilizing, while the ICRH-like fast ions (strong temperature gradient) are stabilizing. The parameter  $\eta_f \equiv T'_f(r)/n'_f(r) = L_{nf}/L_{Tf}$  characterizes the relative strengths of the gradients. Since the stabilization is clearly a function of this parameter, its effect is examined in figure 5. Here, the temperature gradient of fast deuterium is modified from the baseline case and the growth rate is compared to the case of pure dilution (black lines). Note that the dilutive effect on the bulk plasma density is not affected when changing the temperature gradient. For both electrostatic and electromagnetic cases, the threshold in the value of  $\eta_f$  for when the fast ions become more stabilizing than simple dilution is around 0.7–1.0. This threshold will be explained with an analytic model in section 3.4 after a model perturbed distribution function is obtained.

The effect of fast ions in local gyrokinetic turbulence simulations is often ascribed to electromagnetic effects. Here, some qualitative differences between different kinds of fast ions at different values of  $\beta_e$  are catalogued. This is complicated by the fact that  $\beta_e$  itself has its own electromagnetic stabilizing effect, and separating which changes to the growth rate are due to the electromagnetic stabilization and which are due to fast ions is not trivial. Therefore, scans in  $\beta_e$  for the growth rate of the  $k_y \rho_i = 0.57$  mode, using several different fast ion parameters, are shown in figure 6. In all these cases, increasing  $\beta_e$  is stabilizing. However, increasing the



**Figure 6.** Scan of growth rate versus  $\beta_e$  for different fast ion species: (a) ICRH-like, and (b) NBI-like, each with several different gradients of temperature and density, respectively. These are iterations of cases B10 and BN0 of table A2 with the fast ion gradients adjusted as indicated. For Case BN0, electron density and density gradient are likewise adjusted to maintain quasineutrality.

fast ion pressure gradient (either from the density gradient or the temperature gradient) does not universally decrease the ITG mode growth rate. In particular, note the case of NBI-like fast ions in figure 6(b) ( $a/L_{T,f} = 0$ ) at low  $\beta_e$ : increasing  $a/L_{n,f}$  is actually net-destabilizing electrostatically. Dilution cases are not shown in figure 6, but these still have a lower growth rate than their corresponding high- $a/L_{n,f}$  cases, and is approximately equivalent in the  $a/L_{n,f} = 0$ ,  $a/L_{T,f} = 0$  case, as expected. Therefore, the stabilization effect of fast ions and dilution itself is somewhat sensitive to  $\beta_e$  [53]. The perturbed fast ion parallel current is small, but the direct effect of fast ions on the electrostatic potential could couple to  $A_{\parallel}$ , causing the behavior shown in figure 6.

We have explored several potential explanations for the fast ion stabilization including: a modified linear growth rate, dilution of bulk ions, changes to magnetic geometry, and magnetic fluctuations. Although these explanations are physically motivated and in aggregate have a non-trivial effect, they are found lacking in describing the full order-of-magnitude stabilization observed in JET discharge 73224. A more fundamental treatment, valid in fully nonlinear turbulence, is thereby motivated. In the next section, a simplified model for the gyrokinetic equation, valid in the high-energy limit, will be derived and this will later be used to develop a reduced model to explain the qualitative effects presented in this section, in addition to the effect of fast ions in nonlinear simulations.

### 3. Reduced model for fast ion effect on microturbulence

In the previous section it was demonstrated that the effect of fast ions in stabilizing the ITG mode can go beyond dilution and depends on the details of the equilibrium fast ion phase space distribution. In this section, we examine the leading-order behavior of the gyrokinetic equation in the high-energy limit. This subsidiary expansion yields an analytic solution that applies rigorously to fast ions with a strong radial dependence. Then, this model for  $h_f$  is reduced further with additional

assumptions based on the ITG mode structure. When this approximate distribution function is inserted into Maxwell's equations, this leads to a physically-transparent *effective parameter* model. We then discuss this model and benchmark it against linear and nonlinear gyrokinetic simulations.

#### 3.1. Energetic expansion of the gyrokinetic equation

In order to obtain a nonlinear model for the effects of fast ions, we will directly expand the gyrokinetic equation, making use of the high-energy nature of the fast ions. Indeed, it is common to perform such expansions for electrons, taking advantage of their small mass. Commonly-used models include: drift-kinetic [54–56], fluid [57, 58], bounce-averaged [59], or adiabatic electron [60] models. The adiabatic electron model, for example, approximates their contribution to the field equations as proportional to the electrostatic potential. In this section, an analogous model, applicable to energetic ions, will be developed.

In the energetic limit of  $\epsilon \equiv v_{ti}/v_{tf} \ll 1$ , the gyrokinetic equation (1) reads:

$$v_{\parallel} \mathbf{b} \cdot \nabla h_f + \mathbf{v}_D \cdot \nabla h_f = -\mathbf{v}_{\chi} \cdot \nabla F_{of}. \quad (4)$$

In arriving at equation (4), ion-scale microturbulence is in mind so that the bulk ions are what set the temporal and spatial scales of the turbulent fluctuations so that  $\partial h_f / \partial t \sim \omega h_f$  and  $|\nabla h_f| \sim h_f / \rho_i$ . The  $\partial h_f / \partial t$  term, the nonlinear term, and the first term on the right hand side of equation (1) are smaller than the magnetic drift term by factors of  $\epsilon^{-2}$ ,  $\epsilon^{-3/2}$ , and  $\epsilon^{-3}$ , respectively. The radial gradients of the fast ion equilibrium are ordered to be strong such that  $|\nabla F_{of}| \sim \mathcal{O}(\epsilon^{-3/2} F_{of}/a)$ . To leading order, only the magnetic drift term survives and we recover the adiabatic approximation:  $h_f \approx 0$ , which is equivalent to ‘dilution’ in this limit. To find nontrivial effects, we therefore wish to find a solution for  $h_f$  correct up to  $\mathcal{O}(\epsilon)$ , which is why the other terms are retained in equation (4) even though they are formally smaller than the magnetic drift term by one power of  $\epsilon$ .

As is customary, an eikonal representation is chosen for the fluctuations [61] so that  $\chi = \hat{\chi}(\theta) e^{iS}$ , where  $\mathbf{b} \cdot \nabla S = 0$  and the ballooning angle  $\theta \in (-\infty, \infty)$  has been chosen as the coordinate along the magnetic field line. Hats will be dropped henceforth on  $h$  and  $\chi$  where there is no ambiguity. The perpendicular spatial dependence of the fluctuations is embedded in  $S$ , which depends on the poloidal magnetic flux  $\psi$  (which labels the flux surface and is a useful ‘radial’ coordinate) and a field line label  $\alpha$  such that  $\mathbf{B} = \nabla \psi \times \nabla \alpha$ . We perform a Fourier transform in the plane spanned by  $\nabla \psi$  and  $\nabla \alpha$  so that the gyroaverage is represented by the Bessel function  $J_{0s} \equiv J_0(k_{\perp} v_{\perp} / \Omega_s)$ . Now equation (4) becomes:

$$v_{\parallel} (\mathbf{b} \cdot \nabla \theta) \frac{\partial h_f}{\partial \theta} + i (\mathbf{v}_D \cdot \nabla S) h_f = ic \frac{\partial S}{\partial \alpha} \frac{\partial F_{of}}{\partial \psi} J_{0f} \chi. \quad (5)$$

This can be solved directly for  $h_f$ . For the integrating factor, it will be convenient to define:

$$z(\theta) \equiv \int_{\theta_0}^{\theta} \frac{\omega'_D d\theta'}{v'_{\parallel} (\mathbf{b} \cdot \nabla \theta')}, \quad (6)$$

where  $\omega_D(\theta) \equiv \mathbf{v}_D \cdot \nabla S$ . The primed variables denote which  $\theta$  is the independent variable such that  $\omega'_D \equiv \omega_D(\theta')$  (similarly for  $v_{\parallel}$ ,  $\mathbf{b} \cdot \nabla \theta$ ,  $\chi$ ,  $J_0$ , and  $z$ ). In equation (6), the lower limit of integration,  $\theta_0$ , is defined to be a point where  $\omega_D$  vanishes such that  $\theta_0 < \theta$  if  $v_{\parallel} > 0$ , and  $\theta_0 > \theta$  if  $v_{\parallel} < 0$ . Equation (5) can then be rewritten as

$$\frac{\partial}{\partial \theta} (e^{iz} h_f) = e^{iz} i c \frac{\partial S}{\partial \alpha} \frac{\partial F_{0f}}{\partial \psi} \frac{J_{0f} \chi}{v_{\parallel} \mathbf{b} \cdot \nabla \theta}, \quad (7)$$

whose solution is:

$$h_f = i c \frac{\partial F_{0f}}{\partial \psi} \frac{\partial S}{\partial \alpha} \int_{-\sigma_{\parallel \infty}}^{\theta} J'_{0f} \chi' e^{i(z'-z)} \frac{1}{(\mathbf{b} \cdot \nabla \theta)'} \frac{d\theta'}{v'_{\parallel}}. \quad (8)$$

This solution is largely inspired by that of [34] and can alternatively be derived directly therefrom with the appropriate approximations. The equilibrium distribution can be factored out because  $F_{0f} = F_{0f}(\mathcal{E}, \mu, \sigma_{\parallel})$  is not a function of  $\theta$  in these coordinates. Equation (8) is the full solution of the gyrokinetic equation for fast ions correct to  $\mathcal{O}(v_{ii}/v_{if})$ . It is a complete linear model in the sense that it is the furthest one can take the  $(v_{ii}/v_{if})$  expansion linearly; the formally next-largest term that would appear in equation (4) is the electromagnetic nonlinear term  $-(v_{\parallel}/B) \mathbf{b} \times \nabla \langle A_{\parallel} \rangle_{\mathbf{R}}$ .

Without further analysis, we can read off one important implication of this solution for  $h_f$ : there is no zonal response of the fast ions. This follows from the fact that the zonal modes are defined as those without any  $\alpha$  variation (in the context of gyrokinetic simulations, this is often written as  $k_y = 0$ ). Hence, for such modes  $\partial S / \partial \alpha = 0$ , and so  $h_f(k_y = 0) = 0$ . Zonal flows (which arise from zonal fluctuations of  $\phi$ ) are well known to be important in the nonlinear saturation of ITG turbulence. Our approximate solution shows that fast ions have no direct impact on the zonal fields. To demonstrate the robustness of this result, simulations have been performed in which  $h_f(k_y = 0) = 0$  is artificially enforced. There, no discernible difference in the nonlinear fluxes was found; see figure 8.

This result is not without consequence. The saturated level of turbulence is determined by a balance between ‘drive’ and zonal flows, which interact nonlinearly. Fast ions only directly affect the former and not the latter. Decreasing the drive will allow stronger zonal flows [53] and an overall damping of the turbulence: more so than if all modes (including the zonal modes) were directly damped. A similar mechanism applies to an adiabatic electron response, which also vanishes for the zonal mode [60], and this makes turbulence remarkably sensitive to the ion-electron temperature ratio [62]. This is a possible explanation for the nonlinear enhancement of the fast ion stabilization. Zonal flows play an important role in the story, but it is precisely *because* fast ions do not have a zonal response.

### 3.2. Simplifying the model

The rigorous solution, equation (8), still retains too much physics to be a useful reduced model. We can make further approximations which allow us to write  $h_f \propto \chi$ . When moments of  $h_f$  are thereby taken, the proportionality factors

become *response functions*, which we will find very useful in interpreting the contribution of fast ions to the fluctuating electromagnetic fields.

Integrate equation (8) directly by parts to obtain the approximate solution:

$$\begin{aligned} h_f &= c \frac{\partial S}{\partial \alpha} \frac{\partial F_{0f}}{\partial \psi} \left[ \frac{J_{0f} \chi}{\omega_D} - \int_{-\sigma_{\parallel \infty}}^{\theta} e^{i(z'-z)} \frac{\partial}{\partial \theta'} \left( \frac{J'_{0f} \chi'}{\omega'_D} \right) d\theta' \right] \\ &\approx c \frac{\partial S}{\partial \alpha} \frac{\partial F_{0f}}{\partial \psi} \frac{1}{\omega_D} J_{0f} \chi, \end{aligned} \quad (9)$$

where the approximation is made because the second term is smaller by one power of  $\epsilon$ . A difficulty with this approximation is that  $\omega_D$  vanishes at specific  $\theta$  points. We thus need to assume that  $\chi$  vanishes sufficiently rapidly away from  $\theta = 0$  that the contributions from such resonances are negligible due to the smallness of  $\chi$ . This is referred to as the ‘strongly ballooning’ or ‘outboard mid-plane localization’ approximation. It is valid to the extent that the ITG mode structure peaks at the outboard midplane, which is typically the case. In practice, this is equivalent to approximating the integral  $\int_{-\infty}^{\theta} \approx \int_{\theta_0 + \Delta\theta}^{\theta}$ , stopping just short of the nearest resonance point  $\theta_0$ . Alternatively, the solution (9) could also be found by ignoring the (formally small) parallel streaming term in equation (4), promoting  $\nabla F_{0f}$  by an additional order in  $\epsilon$ , and solving for  $h_f$  algebraically.

The approximation in equation (9) is supported by the fact that it exhibits the correct energy dependence that we expect from the usual scalings of energetic particle transport in electrostatic and electromagnetic turbulence [30, 63–65]. The leading term in equation (9), which we will use for the fast ion response to fluctuating fields, does not contribute to the turbulent transport because it is in-phase with  $\chi$ . The correction from the second term results in a nontrivial phase factor, which does contribute to turbulent transport with the correct energy dependence.

### 3.3. Model fast ion response function

In this section, the model distribution function of the previous section is reduced further to remove the  $\theta$  dependence, taking  $\theta = 0$  as the only relevant location for  $\omega_D$  and  $J_{0f}$ . In this case, the  $v'_{\parallel}$  moments of  $h_f$  become related to numerical parameters  $R_{if}$ , which can be transparently interpreted in the gyrokinetic field equations.

First, consider the relevant Maxwell’s equations in the gyrokinetic limit:  $\sum_s Z_s \delta n_s = 0$  (Poisson’s equation/quasineutrality) and  $\nabla_{\perp}^2 A_{\parallel} = -(4\pi/c) \sum_s \delta j_s$  (the parallel component of Ampere’s law with  $\delta j_s \equiv Z_s e \int \langle \delta f_s \rangle_{\mathbf{r}} v_{\parallel} d^3 \mathbf{v}$  being the contribution of each species to the perturbed parallel current). Assume the plasma consists of a thermal ion species, electrons, and fast ions. Considering the low mass and high thermal speed of electrons, their contribution to the perturbed current dominates over the ions. At low  $\beta_e$ , the electron contribution to the perturbed charge density is approximately their adiabatic response to the electrostatic potential:



$\delta n_e = (n_e e / T_e) (\phi - \langle \phi \rangle_\psi)$ , where  $\langle \cdot \rangle_\psi$  denotes the flux surface average. The field equations become:

$$\begin{aligned} \phi \left( \frac{Z_i^2 e^2 n_i}{T_i} + \frac{e^2 n_e}{T_e} + \frac{Z_f^2 e^2 n_f}{T_f^*} \right) - \frac{n_e e^2}{T_e} \langle \phi \rangle_\psi \\ = Z_i e \int J_{0i} h_i d^3 \mathbf{v} + Z_f e \int J_{0f} h_f d^3 \mathbf{v}, \end{aligned} \quad (10)$$

$$\frac{ck_\perp^2}{4\pi} A_\parallel = -e \int J_{0e} h_e v_\parallel d^3 \mathbf{v} + Z_f e \int J_{0f} h_f v_\parallel d^3 \mathbf{v}. \quad (11)$$

In equation (11), it was assumed that the thermal ion contribution to the parallel current is small compared to that of the electrons or the fast ions. Equation (11) is not inconsistent with employing the adiabatic electron approximation in equation (10). This is because the leading adiabatic behavior of electrons, even if dominant at low  $\beta_e$ , does not contribute to the parallel current, while non-adiabatic corrections do contribute. With singly-charged bulk thermal ions and a temperature ratio  $\tau \equiv T_i/T_e$ , the non-zonal components of quasineutrality (we have already established that the zonal fast ion contribution is negligible) can be written:

$$\phi \left( \frac{n_i}{n_e} + \tau + Z_f^2 \frac{n_f}{n_e} \frac{T_i}{T_f^*} \right) = \frac{T_i}{en_e} \left[ \int J_{0i} h_i d^3 \mathbf{v} + Z_f \int J_{0f} h_f d^3 \mathbf{v} \right]. \quad (12)$$

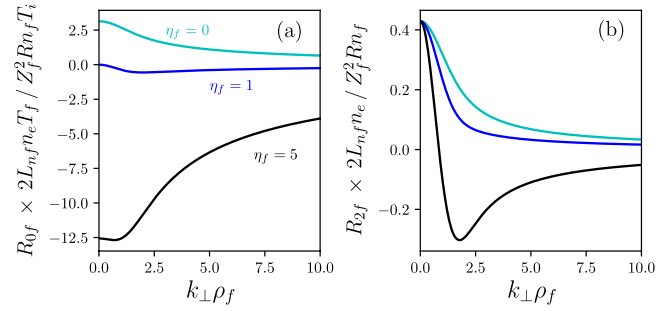
To capture the gyrokinetic effect of fast ions in response to the fluctuating fields, let us define the *response functions*:

$$R_{jf} = Z_f \frac{cT_i}{en_e} \frac{\partial S}{\partial \alpha} \int \left( \frac{v_\parallel}{v_{ii}} \right)^j \frac{1}{\omega_{D0}} J_0^2 \left( \frac{k_\perp v_\perp}{\Omega_{f0}} \right) \frac{\partial F_{0f}}{\partial \psi} d^3 \mathbf{v}, \quad (13)$$

where  $\omega_{D0} \equiv \omega_D(\theta = 0)$  (similarly,  $k_\perp v_\perp$  and  $\Omega_{f0}$  take their values at  $\theta = 0$ ). Here, the mid-plane localization assumption of the previous section was taken further to assume that  $\mathbf{v}_D$  takes its values at the outboard midplane. This assumption is also applied to  $v_\parallel$ ,  $\mathbf{b} \cdot \nabla \theta$ , and  $\Omega_f$ , which is equivalent to taking the large aspect ratio approximation and ignoring trapped particle effects. Up until now, the magnetic geometry and equilibrium fast ion distribution are general. However, for the sake of straightforward parametrization, let us make the further assumptions of circular geometry and Maxwellian fast ions:

$$\begin{aligned} R_{jf} \approx Z_f^2 \frac{T_i}{T_f} \frac{n_f}{n_e} \frac{R}{2L_{nf}} \int \left( \frac{v_\parallel}{v_{ii}} \right)^j \frac{1 + \eta_f [(v/v_f)^2 - (3/2)]}{(v_\parallel^2 + v_\perp^2/2)/v_f^2} \\ \times J_0^2 \left( \frac{k_\perp v_\perp}{\Omega_{f0}} \right) \frac{e^{-v^2/v_f^2}}{\pi^{3/2} v_f^3} d^3 \mathbf{v}. \end{aligned} \quad (14)$$

This is the form of the response function that will be used henceforth. Note that  $R_{1f}$  vanishes by odd symmetry in  $v_\parallel$  when  $F_{0f}$  is isotropic. This symmetry is important for the model that follows because the latter depends on the fast ions not coupling the electrostatic and electromagnetic field equations (this coupling is precisely  $R_{1f}$ ). Even if this symmetry is violated, one could still argue that the fast ion current is small



**Figure 7.** (a) Electrostatic and (b) electromagnetic response functions for fast ions as functions of  $k_\perp \rho_f$ . Select values of  $\eta_f = 0, 1, 5$  are shown in cyan, blue, and black respectively. The parameters that appear as prefactors in equation (14) have been normalized out. Note that  $R_{2f}$  is multiplied by an additional factor of  $T_f/T_i$ .

(which removes their relevance in Ampere's law) and, when  $\beta_e$  is small,  $v_\parallel A_\parallel / c \ll \phi$ , which means that the prefactor on  $R_{1f}$  is small in quasineutrality, equation (10).

The response functions  $R_{0f}$  and  $R_{2f}$  are shown in figure 7. Note that  $k_\perp \rho_f$  and  $\eta_f$  consist the only nontrivial parameter dependency of the response functions; all other parameters appear as prefactors in equation (14). When  $|R_{0f}| \ll 1$ , this means that dilution is the dominant electrostatic fast ion effect by definition. This allows us to make an important conclusion for alpha particles: unless accompanied by an unphysically strong radial gradient, the prefactor of  $n_\alpha/T_\alpha$  in equation (14) makes the electrostatic kinetic response of alpha particles very weak, in agreement with the results of [30]. We will find that the electromagnetic response  $R_{2f}$  has a relatively weak effect at thermal ion scales, even though it comes with an additional prefactor of  $T_f/T_i$ .

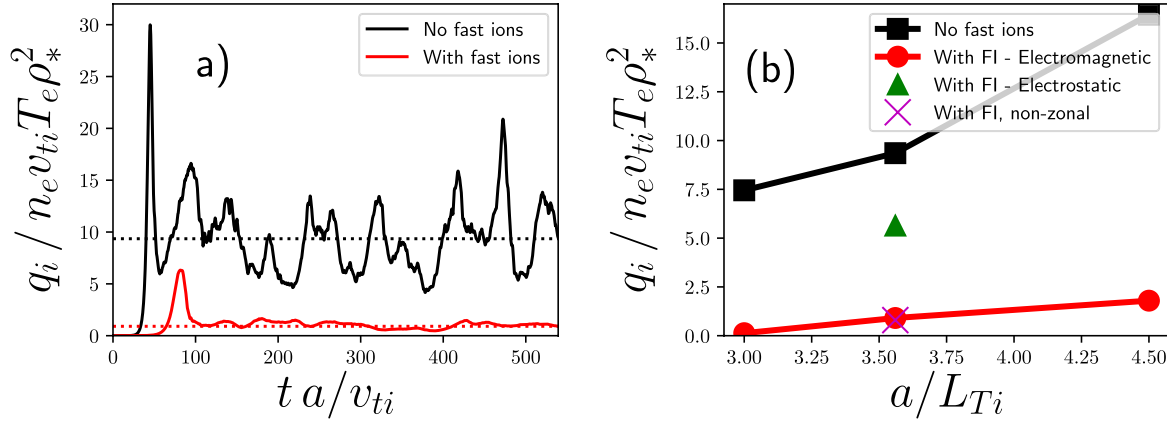
### 3.4. Effective parameter model

Having derived a simple fast ion response function in equation (14), we proceed to interpret it in the context of the gyrokinetic field equations. This is done by generalizing the model presented in [27] in a way that goes beyond dilution and electrostatic turbulence.

Consider that  $h_i$  is proportional to  $n_i$ , but otherwise does not depend on the equilibrium ion density, except through the calculation of  $\phi$  in equation (12). After multiplying equation (12) by  $n_e/n_i$ , it is seen that the same  $\phi$  is ensured to be calculated from  $h_i$  for all cases where the quantity  $(n_e/n_i) \left[ (n_i/n_e) + \tau + Z_f^2 (n_f/n_e) \left( T_i/T_f^* \right) - R_{0f} \right]$  is constant. Equate this quantity to a case without fast ions where  $n_i = n_e$ , but with an artificially defined  $\tau_{\text{eff}}$ . This defines an *effective temperature ratio* which mimics effect of fast ions on microturbulence:

$$\tau_{\text{eff}} = \frac{n_e}{n_i} \left( \frac{T_i}{T_e} + Z_f^2 \frac{n_f}{n_e} \frac{T_i}{T_f^*} - R_{0f} \right). \quad (15)$$

This is a generalization of the dilution model presented in [27], which did not include the kinetic effect of fast ions



**Figure 8.** Examples of the fast ion stabilization of ITG turbulence in nonlinear gyrokinetic simulations of case B0 in table A2. (a): a time trace of thermal ion heat flux for the nominal JET 73224 discharge considered throughout this work. The time-average is shown as a dotted line. (b): the time-averaged heat fluxes for several different bulk ion temperature gradients. Green triangle is a case without  $A_{\parallel}$  fluctuations, and the magenta  $\times$  shows the case where the ‘zonal’ ( $k_y = 0$ ) component of the fast ions is artificially set to zero throughout the simulation.

approximated by  $R_{0f}$ . It is also analogous to the  $\tau$  parametrization used in [51] for impurities in ETG.

A similar calculation can be performed with the parallel component of Ampere’s law, equation (11), which is rearranged thusly:

$$\frac{v_{ii}}{c} \frac{e}{T_i} A_{\parallel} \left[ \frac{1}{2\beta_e} \frac{T_e}{T_i} k_{\perp}^2 \rho_i^2 + R_{2f} \right] = -e \int J_{0e} h_e v_{\parallel} d^3 \mathbf{v}. \quad (16)$$

By similar arguments, the same  $A_{\parallel}$  will be calculated given an electron  $h_e$  if and only if the bracketed factor is constant. This suggests an *effective beta* to mimic the *electromagnetic* response of fast ions:

$$\beta_{\text{eff}} = \beta_e \left( 1 + 2\beta_e \frac{T_i}{T_e} \frac{R_{2f}}{k_{\perp}^2 \rho_i^2} \right)^{-1}. \quad (17)$$

The dimensionless response functions  $R_{0f}$  and  $R_{2f}$  are both of order unity. However, when  $\beta_e$  is small, fast ions have little electromagnetic effect except the part of the spectrum where  $k_{\perp} \rho_i \ll 1$ . Furthermore, note that dilution could also have an electromagnetic effect in equation (17). This happens when the electron density, and thereby  $\beta_e$ , changes to maintain quasineutrality in the presence of fast ions (as was done in section 2).

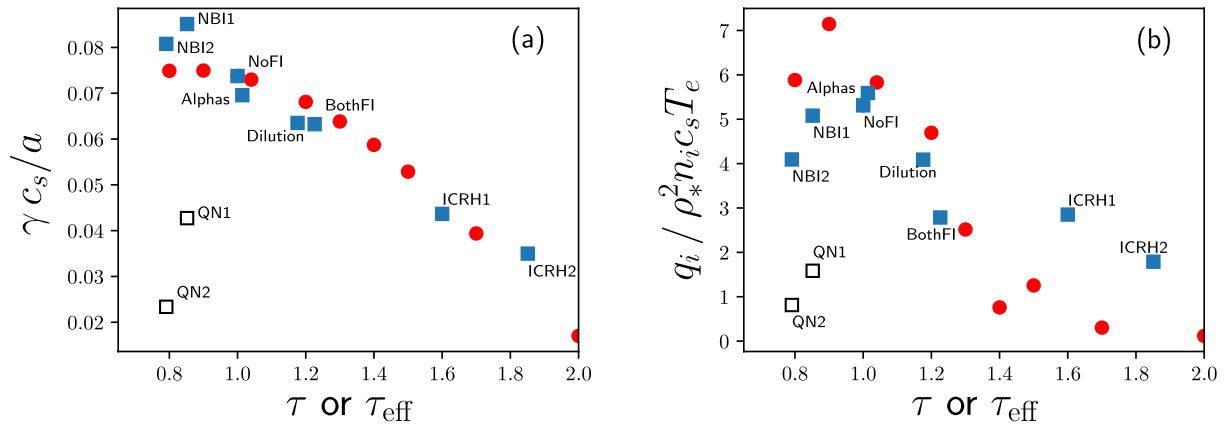
It is stressed that nowhere in this derivation was it assumed that the bulk plasma responds linearly to  $\chi$ , only that the fast ions do. This is justified from the high-energy expansion of the gyrokinetic equation. Therefore, the  $\tau_{\text{eff}}$  model is expected to be valid in *fully nonlinear turbulence*, and is not strictly a linear model. In cases where the fast ions are not energetic enough to take such an expansion seriously, the only recourse is to perform the fully nonlinear multi-species electromagnetic gyrokinetic simulations. The ‘brisk ions’ must then be treated as a low-charge nearly-thermal impurity whose behavior is as difficult to predict as the bulk ions. But here we conclude that fast ions, to the extent that they can be classified as such, obey such an expansion and make the reduced model presented here a useful one for investigating

their effect on microturbulence. We now compare this model against gyrokinetic simulations.

### 3.5. Benchmarking the reduced model

With the same basic plasma parameters as in section 2, GS2 simulations were performed to calculate the steady-state bulk ion heat flux. In this section, ions are used to balance quasineutrality. Therefore, in these cases,  $a/L_{ne} = 0.422$ , and  $L_{ni}$  is determined from equation (3). This is done to be consistent with the existing results in the literature and to avoid direct changes to  $\beta_e$ . The various cases presented in this section are tabulated in appendix A. For nonlinear simulations the spectral range in the perpendicular direction goes up to  $k_y \rho_i = 2.1$  with  $k_{y,\text{min}} \rho_i = 0.1$ , and similarly for  $k_x$ . Along the field line, there are  $N_{\theta} = 30$  grid points in each poloidal turn (of which there are 7 given the  $k_x$  resolution) of the irrational flux surface. The velocity space resolution is  $N_v \times N_{\lambda} = 18 \times 32$ . The timestep is conservatively kept below the CFL condition [66], and time averages are consistently performed to be the last 60% of the simulation: typically averaging over a period of about 300–500  $a/v_{ti}$  units. For linear simulations, we examine the  $k_y \rho_i = 0.4$ ,  $k_x = 0$  mode, and this is the mode for which we calculate  $\tau_{\text{eff}}$  corresponding to the nonlinear cases.

Figure 8(a) shows the time-trace of the bulk ion heat flux  $q_i$  for two different simulations: the baseline case that includes fast ions and has a heat flux that approximately matches the experimental power balance, and a case with the NBI and ICRH fast ions removed. The variation of the steady-state heat flux as the thermal ion temperature gradient changes is shown in figure 8(b). From there, one can see that, along with a change in the critical gradient, there is also a strong reduction in the slope. Also shown is another example with fast ions, but here magnetic fluctuations were removed from the simulation. This shows that electromagnetic fluctuations are clearly stabilizing in their own right. Also shown



**Figure 9.** Comparing the (a) linear growth rates and (b) nonlinear steady-state heat flux of thermal ions when various combinations of fast ions are present (blue squares), to the  $\tau_{\text{eff}}$  model (red circles). The latter do not include fast ions, but have  $T_i$  changed to match the calculated  $\tau_{\text{eff}}$ . Hollow boxes (QN1 and QN2) are cases with NBI fast ions with the equilibrium ion density gradient adjusted to maintain quasineutrality. Labels refer to the parameters in table A3.

in figure 8(b) is the steady-state heat flux for a case with fast ions, but with their zonal component ( $h_f(k_y = 0)$ ) artificially nullified. The fact that this case is nearly indistinguishable from the standard case implies that the fast ions have negligible direct effect on the zonal flows, as discussed in section 3.1.

We wish to use the  $\tau_{\text{eff}}$  model of equation (15) to estimate the expected strength of the fast ion stabilization. To this end, we consult an empirical scaling for the bulk ion heat diffusivity:  $\chi_i \propto \tau^{-3}$  [62]. Although it has not been derived from first principles, we can use this scaling as a useful indication for the approximate strength of fast ion stabilization based on  $\tau_{\text{eff}}$ . Furthermore, the presence of a carbon impurity in this case interferes with the direct calculation of  $\tau_{\text{eff}}$  (see section 3.6). Nevertheless, for the parameters of JET discharge 73224, one obtains  $\tau_{\text{eff}} = 2.9$ . If the empirical scaling is to be taken seriously, this implies an even stronger stabilization than observed in figure 8. This indicates that the strong stabilization observed in some cases can be at least qualitatively described by the simplified model presented here. In light of this analysis, the sensitivity of microturbulence to the presence of fast ions is no mystery. In fact, the model is *over*-sensitive compared to simulation.

The  $\tau_{\text{eff}}$  model is further benchmarked with a collection of additional linear and nonlinear simulations. These cases have the same baseline parameters as those before (tabulated in table A1), but with no carbon impurity and simplified fast ion parameters (table A3). The red circles in figure 9(a) represent the ITG mode growth rate at  $k_y \rho_i = 0.4$  with kinetic electrons and an adjusted ion temperature, but no fast ions are present, even via dilution. The simulations with fast ions include either ‘ICRH-like’ ( $a/L_{nf} = 0$ ,  $a/L_{Tf} = 5$ ), or ‘NBI-like’ ( $a/L_{nf} = 5$ ,  $a/L_{Tf} = 0$ ), each with a nominal density of  $n_f = 0.15n_e$  and  $T_f = 10T_e$ . The cases NBI2 and ICRH2 each have  $n_f = 0.2n_e$  instead. Another case is ‘alpha-like’, which have  $a/L_{nf} = 4.5$ ,  $a/L_{Tf} = 0.5$ ,  $n_f = 0.0075n_e$ ,  $Z_f = 2$ ,  $m_f = 2m_i$ , and  $T_f = 200T_e$ . The case ‘BothFI’ has two different fast ions species each at half density ( $n_f = 0.075$ ) with the respective gradient length

scales and temperatures listed above. For these cases with fast ions,  $\tau_{\text{eff}}$  was calculated at the  $k_y \rho_i = 0.4$  according to equation (15) and plotted accordingly on the horizontal axis. In most cases, the bulk plasma gradients and magnetic geometry were held fixed, despite changes in the fast ion parameters. The exception to this are the hollow boxes, in which the ion density gradient was changed consistently with the presence of NBI-like fast ions. Figure 9(b) shows the steady-state ion heat flux from the corresponding nonlinear simulations.

The fidelity of the  $\tau_{\text{eff}}$  model is indicated by the proximity of the blue squares to the red circles in figure 9. The growth rates show excellent agreement, while the nonlinear heat flux captures the general trend. For the nonlinear ICRH-like cases, the  $\tau_{\text{eff}}$  model significantly over-predicts the impact of fast ions. One explanation is that these cases are on the verge of being dominated by a fast ion-driven mode, possibly a fast ion-driven ITG mode. This is made clear when the fast ion temperature is increased to  $T_f = 15T_i$  and  $20T_i$ . For these modified cases, agreement with the  $\tau_{\text{eff}}$  model is much better, but they are not shown in figure 9 because it is no longer thermal-ITG and the agreement is likely coincidental. Another possible contribution to the  $\tau_{\text{eff}}$  model’s under-prediction of the heat flux is that it makes use of the adiabatic electron model in the electrostatic field equation, while the simulations in figure 9 included kinetic electrons. Furthermore,  $\tau_{\text{eff}}$  depends on  $k_{\perp} \rho_i$ , so in nonlinear simulations, we must choose a single representative mode number if we wish to specify a single  $\tau_{\text{eff}}$  parameter.

A prediction of the model that matches particularly well with nonlinear electromagnetic gyrokinetic simulations is that alpha particle fluctuations play little role in stabilizing ITG turbulence. The Maxwellian alpha-particle-like species shown in figure 9 affect the bulk ion heat flux by only about 6%. This can be explained in the  $\tau_{\text{eff}}$  model by the large temperature and small density of these species. Note that high temperature, like those of alpha particles, is exactly where we expect the model to be most accurate. From equation (14), one can see that  $R_{0f} \rightarrow 0$  as  $T_f/T_i \rightarrow \infty$ , which means that dilution is the

dominant effect of such fast ions. Even the electromagnetic response is small for this case:  $\beta_{\text{eff}} \approx 1.014\beta_e$ . As demonstrated for the electrostatic case in [30], even accounting for the non-Maxwellian nature of alpha particles has little effect on ITG-driven turbulence. We have neglected the changes on the magnetic geometry caused by the alpha particle pressure gradient. While this is known to have a significant impact on microturbulence, it is beyond the scope of the phenomenon we attempt to isolate in this work.

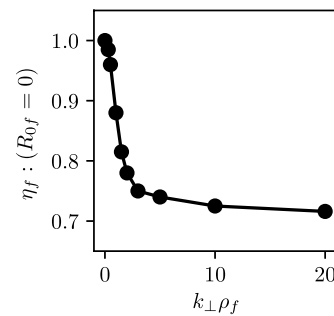
Surprisingly, in none of the cases shown in figure 9 does  $\beta_{\text{eff}}$  depart by more than about 15% from  $\beta_e$ . This is evident from equation (17) since  $R_{2f}$  is of order unity, but  $k_{\perp}\rho_i \sim 1$  and  $\beta_e \ll 1$ . Since fast ions can play a key role in driving electromagnetic modes unstable, one would expect their influence on the ITG mode to be associated with the  $\beta_e$  stabilization. Indeed, low  $k_{\perp}\rho_i$  is relevant for Alfvén eigenmodes and energetic particle modes, and is where one might see a significant electromagnetic effect from fast ions. Therefore, according to the first-principles linear model, at ITG-relevant mode numbers, the effect of fast ions is mostly through their contribution to the electrostatic field equation. Their contribution to the electromagnetic field equation is precisely the perturbed fast ion current, which is small compared to that of electrons for the cases studied here. However, this does not rule out, for example, an indirect effect of  $\tau$  or  $\tau_{\text{eff}}$  on the magnetic fluctuations. Furthermore, if the electron density were increased to maintain quasineutrality (as opposed to decreasing the thermal ion density as was the convention followed in this section), this has a *direct* change on  $\beta_e$ , which can have its own significant effect on the turbulence.

The threshold for stabilization relative to dilution is determined by the sign of  $R_{0f}$ . One can obtain an analytic estimate by taking the  $k_{\perp}\rho_f \rightarrow 0$  limit in approximating the Bessel function in equation (14). In this case, one obtains a threshold  $\eta_f = 1$ . As  $k_{\perp}\rho_f$  becomes finite and large (as is appropriate for fast ions in thermal ion-scale turbulence), this threshold can be estimated from numerical calculation of the integral in equation (14) (note that all other parameters are multiplicative factors and the threshold only depends on  $k_{\perp}\rho_f$ ). See figure 10 for these calculations. At high  $k_{\perp}\rho_f$ , the threshold approaches  $\eta_f \approx 0.70$ . This is in excellent agreement with figure 5, in which the observed threshold was close to but less than  $\eta_f = 1$ .

### 3.6. Limitations of the reduced model

Many assumptions were made on the way to writing equations (15) and (17) that it is worth considering what has been lost.

One can see from figure 9 that the model does poorly in predicting the results of simulations with a relatively large concentration of NBI-like fast ions (the hollow black boxes). The reason for this is because they have a strong density gradient (such that  $\nabla n_f \sim \nabla n_i$ ) and thereby have an effect on the density gradients of the bulk plasma via dilution. Note that the effect of *local* dilution is included in equation (15),



**Figure 10.** Threshold  $\eta_f$  for which fast ions are stabilizing/destabilizing relative to dilution, as estimated from numerical calculation of equation (14).

but that on neighboring flux surfaces is not included even in principle. To show that this is responsible for the disagreement, other simulations were run where the ion density gradient was *not* changed, and these cases are also presented in figure 9 (labelled as ‘NBI’ and ‘More NBI’), and there the model performs much better. Unfortunately for the model, it appears that the fast ion-induced change in  $L_{ni}$  is the dominant stabilization effect of NBI-like fast ions. Although progress is being made [67], the general theory of how turbulence scales with the density gradient, especially when that of the ions and electrons differ, is not generally known. Note that this does not jeopardize the applicability of the model to alpha particles. Even though the alpha particle gradient *scale length* is short, their densities are so small that  $|\nabla n_{\alpha}| \ll |\nabla n_i|$  and the overall effect of dilution is weak.

In order to derive equation (15), we had to ignore other impurities, such as thermal carbon or tungsten. These are known to have an impact on turbulence [51, 68–70], but their response to ion-scale turbulent fields is not even approximately linear. Therefore, their contribution to equation (12) is difficult to predict *a priori*. The simulations shown in figure 9 did not have such an impurity, although the simulations in figure 8 did, consistent with the experiment.

While it is undisputed that electromagnetic fluctuations alone can have a strong effect on ITG turbulence, the reduced model presented here indicates that the fast ions play little role in this phenomenon (due to the small contribution of the fast ion current relative to that of electrons). Nevertheless, fast ions are known to destabilize Alfvén eigenmodes [32] and geodesic acoustic modes [71], and it is conceivable that this could play a role in interacting with microturbulence [36]. Garcia *et al* [24] studied such a case where beta-induced Alfvén eigenmodes co-existed with, and had a nontrivial effect on, ITG turbulence. The  $\tau_{\text{eff}}$  and  $\beta_{\text{eff}}$  models are not expected to capture the effects of modes that are driven unstable by fast ions, only their approximate effect on thermal ion-driven modes.

## 4. Conclusion

This work presented a reduced model, derived analytically from first principles, for the effect of fast ions on ITG and

**Table A1.** List of local parameters used for JET discharge 73224, based on [49].

Parameter	Symbol	Value
Flux surface half-width	$r$	0.375 $a$
Major radius	$R$	3.12 $a$
Therm./mag. pressure ratio	$\beta_e$	0.0033
Safety factor	$q$	1.74
Magnetic shear	$\hat{s} \equiv (r/q) \partial q / \partial r$	0.523
Flux surface elongation	$\kappa$	1.26
Elongation gradient	$a\kappa'$	0.105
Flux surface triangularity	$\delta$	0.03
Triangularity gradient	$a\delta'$	0.0027
Radial change in Shafranov shift	$\Delta'$	-0.14
Ion temperature length scale	$a/L_{Ti}$	3.56
Electron temperature length scale	$a/L_{Te}$	2.23
Impurity concentration	$n_C/n_i$	0.039
Impurity density length scale	$a/L_{nC}$	0.422
Impurity temperature length scale	$a/L_{TC}$	3.56

other forms of ion-scale turbulence. This model is based on the high-energy limit of the gyrokinetic equation and on the ballooning structure of the ITG mode, and provides physical insight into the sensitivity of microturbulence to the presence of fast ions. Several important linear and non-linear results were presented, which highlighted the differences between different classes of fast ions as they affect ITG turbulence.

It was found that fast ions with strong density gradients are less stabilizing than those with relatively large temperature gradients, all else being equal. The chief stabilizing effect of the former is dilution of the thermal ions, an effect which is tempered by the *destabilizing* kinetic response of these ‘NBI-like’ ions. Fusion-produced alpha particles in burning plasmas fall into this category, and their effect was found to be small, owing to their low density and high energy. The strong stabilization observed with ‘ICRH-like’ fast ions can be explained in light of the sensitivity of microturbulence to the thermal ion-electron temperature ratio, which acts as a proxy for the contribution of fast ions to Maxwell’s equations even in cases when this contribution is not trivial.

To reliably predict the effect of fast ions when the separation of energy is not as extreme as it is for alpha particles, multi-species nonlinear gyrokinetic simulations are required. Nevertheless, the theory presented here provides a useful estimate for the baseline effect, to which more sophisticated physics can later be added. Ideas for expanding this model include predicting the impact of: thermal impurities, changes to the equilibrium thermal plasma density gradients, and non-trivial interaction with energetic particle-driven modes.

The authors would like to thank T. Fülöp, J. Citrin, M.J. Pueschel, and R. Bravenec for helpful discussions, data, and feedback. Simulations were run on the CINECA Marconi cluster. GW was supported by the Vetenskapsrådet (VR) Framework grant for Strategic Energy Research (Dnr.

2014-5392), JET modelling task T17-04, and the EUROfusion Researcher Grant. IP was supported by the VR International Career Grant (Dnr. 330-2014-6313), and Marie Skłodowska Curie Action Cofund (project INCA 600398). This work has been carried out within the framework of the EUROfusion Consortium and has received funding from the Euratom research and training programme 2014-2018 under grant agreement No 633053. The views and opinions expressed herein do not necessarily reflect those of the European Commission.

## Appendix A. Simulation parameters

Table A1 lists the local geometrical parameters used for all the simulations in this work. These consist of the local geometric parameters, the thermal temperature gradients, and the Carbon properties (when present). These values do not change among all the different iterations in this work, except when explicitly scanned upon (such as, for example, the scan in  $a/L_{Ti}$  in figure 3).

Table A2 shows the fast ion parameters, along with the effects they may or may not have on the bulk plasma (depending on the specific case being studied—some are intentionally left non-quasineutral for demonstration purposes). These are the cases used for the linear simulations in section 2, while the nonlinear results for cases B0 and BXi are shown in figure 8. Case B0 is considered the ‘baseline’ case of this work and, along with table A1 is based on the parameters reported in [49].

Finally, in table A3, we tabulate the parameters used in the simulations shown in figure 9. This case is a simplified version of case B0, with simplified fast ions gradients and no carbon impurity. For most cases, the bulk plasma gradients were held fixed, except for the ‘Alphas’ case, and cases QN1 and QN2, where  $a/L_{mi}$  was adjusted for quasineutrality.





**Table A2.** The plasma species parameters used for the various cases in section 2. Carbon has the same temperature and temperature gradient as the bulk ions,  $n_c = 0.039n_i$ ,  $a/L_{nC} = 0.422$ , and  $T_C = T_C = T_e$ . In general, ion density and density gradients were held fixed, except for case BXi.

Case	$n_i/n_e$	$a/L_{ne}$	$a/L_{ni}$	$Z_{f1}n_{f1}/n_i$	$T_{f1}/T_e$	$a/L_{nf1}$	$a/L_{Tf1}$	$Z_{f2}n_{f2}/n_i$	$T_{f2}/T_e$	$a/L_{nf2}$	$a/L_{Tf2}$
B0	0.65	0.422	0.006	0.093	9.8	4.72	1.03	0.216	6.9	0.503	7.406
BXe	0.81	0.085	0.006	—	—	—	—	—	—	—	—
BXi	0.85	0.422	0.422	—	—	—	—	—	—	—	—
BD	0.65	0.422	0.006	—	—	—	—	—	—	—	—
BN	0.75	0.408	0.006	0.093	9.8	4.72	1.03	—	—	—	—
BND	0.86	0.408	0.006	—	—	—	—	—	—	—	—
BN0	0.65	0.428	0.006	0.093	9.8	6.0	0.0	0.216	6.9	0.0	0.0
BI	0.69	0.147	0.006	—	—	—	—	0.216	6.9	0.503	7.406
BID	0.94	0.147	0.006	—	—	—	—	—	—	—	—
BI0	0.65	0.068	0.006	0.093	9.8	0.0	0.0	0.216	6.9	0.0	4.0

**Table A3.** The plasma species parameters used for the nonlinear cases in section 3. There are no thermal impurities in these simulations. Electron properties were held fixed for these cases:  $T_i/T_e = 1$  and  $a/L_{ne} = 0.422$ . All fast ions are singly-charged deuterium except for the 'Alphas' case. Labels correspond to those in figure 9.

Label	$n_i/n_e$	$a/L_{ni}$	$n_{f1}/n_e$	$T_{f1}/T_e$	$a/L_{nf1}$	$a/L_{Tf1}$	$n_{f2}/n_e$	$T_{f2}/T_e$	$a/L_{nf2}$	$a/L_{Tf2}$
NoFI	1.0	0.422	—	—	—	—	—	—	—	—
Dilution	0.85	0.422	—	—	—	—	—	—	—	—
Alphas	0.985	0.360	0.015	200.0	4.5	0.5	—	—	—	—
BothFI	0.85	0.422	0.075	10.0	5.0	0.0	0.075	10.0	0.0	5.0
ICRH1	0.85	0.422	—	—	—	—	0.15	10.0	0.0	5.0
ICRH2	0.85	0.422	—	—	—	—	0.2	10.0	0.0	5.0
NBI	0.85	0.422	0.15	10.0	5.0	0.0	—	—	—	—
NBI2	0.85	0.422	0.2	10.0	5.0	0.0	—	—	—	—
QN1	0.85	-0.386	0.15	10.0	5.0	0.0	—	—	—	—
QN2	0.85	-0.386	0.2	10.0	5.0	0.0	—	—	—	—

## ORCID iDs

G.J. Wilkie  <https://orcid.org/0000-0002-6826-6273>  
 I.G. Abel  <https://orcid.org/0000-0001-6999-9113>  
 E. Highcock  <https://orcid.org/0000-0002-3398-817X>  
 I. Pusztai  <https://orcid.org/0000-0001-5412-4090>

## References

- [1] Litaudon X. et al 2017 Overview of the JET results in support to ITER *Nucl. Fusion* **57** 102001
- [2] Doyle E. et al 2007 Progress in the ITER Physics Basis Chapter 2: Plasma confinement and transport *Nucl. Fusion* **47** S18
- [3] Rudakov L.I. and Sagdeev R.Z. 1961 On the instability of a nonuniform rarefied plasma in a strong magnetic field *Dokl. Acad. Nauk SSSR* **138** 581
- [4] Coppi B., Rosenbluth M.N. and Sagdeev R.Z. 1967 Instabilities due to temperature gradients in complex magnetic field configurations *Phys. Fluids* **10** 582
- [5] Cowley S.C., Kulsrud R.M. and Sudan R. 1991 Considerations of ion-temperature-gradient-driven turbulence *Phys. Fluids B* **3** 2767
- [6] Frieman E.A. and Chen L. 1982 Nonlinear gyrokinetic equations for low-frequency electromagnetic waves in general plasma equilibria *Phys. Fluids* **25** 502
- [7] Sugama H., Okamoto M., Horton W. and Wakatani M. 1996 Transport processes and entropy production in toroidal plasmas with gyrokinetic electromagnetic turbulence *Phys. Plasmas* **3** 2379
- [8] Abel I.G., Plunk G.G., Wang E., Barnes M., Cowley S.C., Dorland W. and Schekochihin A.A. 2013 Multiscale gyrokinetics for rotating tokamak plasmas: fluctuations, transport and energy flows *Rep. Prog. Phys.* **76** 116201
- [9] Kotschenreuther M., Rewoldt G.W. and Tang W.M. 1995 Comparison of initial value and eigenvalue codes for kinetic toroidal plasma instabilities *Comput. Phys. Commun.* **88** 128
- [10] Candy J. and Waltz R.E. 2003 An Eulerian gyrokinetic-Maxwell solver *J. Comput. Phys.* **186** 545–81
- [11] Peeters A.G., Camenen Y., Casson F.J., Hornsby W.A., Snodin A.P., Strintzi D. and Szepesi G. 2009 The nonlinear gyro-kinetic flux tube code GKW *Comput. Phys. Commun.* **180** 2650
- [12] Jenko F. and Dorland W. 2001 Nonlinear electromagnetic gyrokinetic simulations of tokamak plasmas *Plasma Phys. Control. Fusion* **43** A141
- [13] Holland C. 2016 Validation metrics for turbulent plasma transport *Phys. Plasmas* **23** 060901
- [14] Holland C. et al 2011 Advances in validating gyrokinetic turbulence models against L- and H-mode plasmas *Phys. Plasmas* **18** 056113
- [15] Howard N., Greenwald M., Mikkelsen D., Reinke M., White A., Ernst D., Podpaly Y. and Candy J. 2012 Quantitative comparison of experimental impurity transport with nonlinear gyrokinetic simulation in an Alcator C-Mod L-mode plasma *Nucl. Fusion* **52** 063002

- [16] White A.E. *et al* (Alcator C-Mod Team) 2013 Multi-channel transport experiments at Alcator C-Mod and comparison with gyrokinetic simulations *Phys. Plasmas* **20** 056106
- [17] Görler T., White A.E., Told D., Jenko F., Holland C. and Rhodes T.L. 2014 A flux-matched gyrokinetic analysis of DIII-D L-mode turbulence *Phys. Plasmas* **21** 122307
- [18] Rebut P.H. and Keen B.E. 1987 The JET experiment: evolution, present status, and prospects *Fusion Technol.* **11** 13
- [19] Citrin J., Jenko F., Mantica P., Told D., Bourdelle C., Garcia J., Haverkort J.W., Hogeweyj G.M.D., Johnson T. and Pueschel M.J. 2013 Nonlinear stabilization of tokamak microturbulence by fast ions *Phys. Rev. Lett.* **111** 155001
- [20] Stix T.H. 1972 Heating of toroidal plasmas by neutral injection *Plasma Phys.* **14** 367
- [21] Swanson D.G. 1985 Radio frequency heating in the ioncyclotron range of frequencies *Phys. Fluids* **28** 2645
- [22] Romanelli M., Zocco A., Crisanti F. and JET-EFDA Contributors 2010 Fast ion stabilization of the ion temperature gradient driven modes in the Joint European Torus hybrid-scenario plasmas: a trigger mechanism for internal transport barrier formation *Plasma Phys. Control. Fusion* **52** 045007
- [23] Citrin J. *et al* (JET-EFDA contributors) 2014 Ion temperature profile stiffness: non-linear gyrokinetic simulations and comparison with experiment *Nucl. Fusion* **54** 023008
- [24] Garcia J., Challis C., Citrin J., Doerk H., Giruzzi G., Görler T., Jenko F., Maget P. and JET Contributors 2015 Key impact of finite-beta and fast ions in core and edge tokamak regions for the transition to advanced scenarios *Nucl. Fusion* **55** 053007
- [25] Tardini G., Hobirk J., Igochine V., Maggi C., Martin P., McCune D., Peeters A., Sips A., Stäbler A., Stober J. and The ASDEX Upgrade Team 2007 Thermal ions dilution and ITG suppression in ASDEX Upgrade ion ITBs *Nucl. Fusion* **47** 280–7
- [26] Holland C., Petty C., Schmitz L., Burrell K., McKee G., Rhodes T. and Candy J. 2012 Progress in GYRO validation studies of DIII-D H-mode plasmas *Nucl. Fusion* **52** 114007
- [27] Wilkie G.J., Pusztai I., Abel I., Dorland W. and Fülöp T. 2017 Global anomalous transport of ICRH- and NBI-heated fast ions *Plasma Phys. Control. Fusion* **59** 044007
- [28] Liljeström M. 1990 Low frequency electrostatic instabilities in a toroidal plasma with a hot ion beam *Nucl. Fusion* **30** 2611
- [29] Estrada-Mila C., Candy J. and Waltz R.E. 2006 Turbulent transport of alpha particles in reactor plasmas *Phys. Plasmas* **13** 112303
- [30] Wilkie G.J., Abel I.G., Highcock E.G. and Dorland W. 2015 Validating modeling assumptions of alpha particles in electrostatic turbulence *J. Plasma Phys.* **81** 905810306
- [31] Siena A.D., Görler T., Doerk H., Citrin J., Johnson T., Schneider M., Poli E. and Jet Contributors 2016 Non-Maxwellian background effects in gyrokinetic simulations with GENE *J. Phys.: Conf. Ser.* **775** 012003
- [32] Fu G.Y. and Van Dam J.W. 1989 Excitation of toroidicity-induced shear Alfvén eigenmode by fusion alpha particles in an ignited tokamak *Technical Report ET-5088-368*, DOE
- [33] Zonca F., Chen L. and Santoro R.A. 1996 Kinetic theory of low-frequency Alfvén modes in tokamaks *Plasma Phys. Control. Fusion* **38** 2011
- [34] Kim J.Y., Horton W. and Dong J.Q. 1993 Electromagnetic effect on the toroidal ion temperature gradient mode *Phys. Fluids B* **5** 4030
- [35] Snyder P.B. and Hammett G.W. 2001 Electromagnetic effects on plasma microturbulence and transport *Phys. Plasmas* **8** 744–9
- [36] Bass E.M. and Waltz R.E. 2010 Gyrokinetic simulations of mesoscale energetic particle-driven Alfvénic turbulent transport embedded in microturbulence *Phys. Plasmas* **17** 112319
- [37] Pueschel M.J., Görler T., Jenko F., Hatch D.R. and Cianciara A.J. 2013 On secondary and tertiary instability in electromagnetic plasma microturbulence *Phys. Plasmas* **20** 102308
- [38] Zocco A., Helander P. and Connor J.W. 2015 Magnetic compressibility and ion-temperature-gradient-driven microinstabilities in magnetically confined plasmas *Plasma Phys. Control. Fusion* **57** 085003
- [39] Duarte V., Berk H., Gorelenkov N., Heidbrink W., Kramer G., Nazikian R., Pace D., Podestà M., Tobias B. and Van Zeeland M. 2017 Prediction of nonlinear evolution character of energetic-particle-driven instabilities *Nucl. Fusion* **57** 054001
- [40] Mantica P. *et al* 2009 Experimental study of the ion critical-gradient length and stiffness level and the impact of rotation in the JET tokamak *Phys. Rev. Lett.* **102** 175002
- [41] Iantchenko A. 2017 The role of fast ions in stabilising the ion temperature gradient mode *Master's Thesis* Chalmers University of Technology
- [42] Barnes M., Parra F.I. and Schekochihin A.A. 2011 Critically balanced ion temperature gradient turbulence in fusion plasmas *Phys. Rev. Lett.* **107**
- [43] Balescu R. 2005 *Aspects of Anomalous Transport in Plasmas* (Bristol: IOP Publishing)
- [44] Staebler G.M., Kinsey J.E. and Waltz R.E. 2007 A theory-based transport model with comprehensive physics *Phys. Plasmas* **14** 055909
- [45] Bourdelle C., Citrin J., Baiocchi B., Casati A., Cottier P., Garbet X., Imbeaux F. and JET Contributors 2016 Core turbulent transport in tokamak plasmas: bridging theory and experiment with QuaLiKiz *Plasma Phys. Control. Fusion* **58** 014036
- [46] Dorland W., Jenko F., Kotschenreuther M. and Rogers B.N. 2000 Electron temperature gradient turbulence *Phys. Rev. Lett.* **85** 5597
- [47] Abel I.G., Barnes M., Cowley S.C., Dorland W. and Schekochihin A.A. 2008 Linearized model Fokker–Planck collision operators for gyrokinetic simulations. I. Theory *Phys. Plasmas* **15** 122509
- [48] Barnes M., Abel I.G., Dorland W., Ernst D.R., Hammett G.W., Ricci P., Rogers B.N., Schekochihin A.A. and Tatsuno T. 2009 Linearized model Fokker–Planck collision operators for gyrokinetic simulations. II. Numerical implementation and tests *Phys. Plasmas* **16** 072107
- [49] Bravenec R., Citrin J., Candy J., Mantica P., Görler T. and JET contributors 2016 Benchmarking the GENE and GYRO codes through the relative roles of electromagnetic and  $E \times B$  stabilization in JET high-performance discharges *Plasma Phys. Control. Fusion* **58** 125018
- [50] Kadomtsev B.B. and Pogutse O.P. 1967 Plasma instability due to particle trapping in a toroidal geometry *Sov. Phys-JETP* **24** 1172
- [51] Jenko F., Dorland W. and Hammett G.W. 2001 Critical gradient formula for toroidal electron temperature gradient modes *Phys. Plasmas* **8** 4096–104
- [52] Pusztai I., Wilkie G.J., Kazakov Y.O. and Fülöp T. 2016 Turbulent transport of MeV range cyclotron heated minorities as compared to alpha particles *Plasma Phys. Control. Fusion* **58** 105001
- [53] Citrin J. *et al* 2015 Electromagnetic stabilization of tokamak microturbulence in a high- $\beta$  regime *Plasma Phys. Control. Fusion* **57** 014032
- [54] Lee W.W. 1987 Gyrokinetic particle simulation model *J. Comput. Phys.* **72** 243
- [55] Cohen B.I., Dimits A.M., Nevins W.M., Chen Y. and Parker S. 2002 Kinetic-Alfvén closures for electromagnetic simulation of drift and shear-Alfvén waves. I. *Phys. Plasmas* **9** 251
- [56] Abel I.G. and Cowley S.C. 2013 Multiscale gyrokinetics for rotating tokamak plasmas: II. Reduced models for electron dynamics *New J. Phys.* **15** 023041

- [57] Lin Z. and Chen L. 2001 A fluid-kinetic hybrid electron model for electromagnetic simulations *Phys. Plasmas* **8** 1447
- [58] Chen Y. and Parker S. 2001 A gyrokinetic ion zero electron inertia fluid electron model for turbulence simulations *Phys. Plasmas* **8** 441
- [59] Gang F.Y. and Diamond P.H. 1990 A nonlinear bounce-kinetic equation for trapped electrons *Phys. Fluids B* **2** 2976
- [60] Dorland W. and Hammett G.W. 1993 Gyrofluid turbulence models with kinetic effects *Phys. Fluids B* **5** 812
- [61] Antonsen T.M. and Lane B. 1980 Kinetic equations for low frequency instabilities in inhomogeneous plasmas *Phys. Fluids* **23** 1205
- [62] Petty C.C., Wade M.R., Kinsey J.E., Groebner R.J., Luce T.C. and Staebler G.M. 1999 Dependence of heat and particle transport on the ratio of the ion and electron temperatures *Phys. Rev. Lett.* **83** 3661
- [63] Hauff T., Pueschel M.J., Dannert T. and Jenko F. 2009 Electrostatic and magnetic transport of energetic ions in turbulent plasmas *Phys. Rev. Lett.* **102**
- [64] Zhang W., Decyk V., Holod I., Xiao Y., Lin Z. and Chen L. 2010 Scalings of energetic particle transport by ion temperature gradient microturbulence *Phys. Plasmas* **17** 055902
- [65] Pueschel M., Jenko F., Schneller M., Hauff T., Günter S. and Tardini G. 2012 Anomalous diffusion of energetic particles: connecting experiment and simulations *Nucl. Fusion* **52** 103018
- [66] Courant R., Friedrichs K. and Lewy H. 1967 On the partial difference equations of mathematical physics *IBM J. Res. Dev.* **11** 215
- [67] Tegnered D., Oberparleiter M., Strand P. and Nordman H. 2017 Impact of a hollow density profile on turbulent particle fluxes: gyrokinetic and fluid simulations *Phys. Plasmas* **24** 072303
- [68] Porkolab M. *et al* 2012 Transport and turbulence studies in the linear ohmic confinement regime in Alcator C-Mod *Plasma Phys. Control. Fusion* **54** 124029
- [69] Pusztai I., Mollén A., Fülöp T. and Candy J. 2013 Turbulent transport of impurities and their effect on energy confinement *Plasma Phys. Control. Fusion* **55** 074012
- [70] Ennever P. *et al* (Alcator C-Mod Team) 2015 The effects of dilution on turbulence and transport in C-Mod ohmic plasmas and comparisons with gyrokinetic simulations *Phys. Plasmas* **22** 072507
- [71] Fu G.Y. 2008 Energetic-particle-induced geodesic acoustic mode *Phys. Rev. Lett.* **101**