



A Polyakov Formula for Sectors

Downloaded from: <https://research.chalmers.se>, 2019-05-11 18:09 UTC

Citation for the original published paper (version of record):

Aldana, C., Rowlett, J. (2018)


A Polyakov Formula for Sectors

Journal of Geometric Analysis, 28(2): 1773-1839

<http://dx.doi.org/10.1007/s12220-017-9888-y>

N.B. When citing this work, cite the original published paper.

A Polyakov Formula for Sectors

Clara L. Aldana¹ · Julie Rowlett² 

Received: 21 September 2015 / Published online: 5 July 2017
© The Author(s) 2017. This article is an open access publication

Abstract We consider finite area convex Euclidean circular sectors. We prove a variational Polyakov formula which shows how the zeta-regularized determinant of the Laplacian varies with respect to the opening angle. Varying the angle corresponds to a conformal deformation in the direction of a conformal factor with a logarithmic singularity at the origin. We compute explicitly all the contributions to this formula coming from the different parts of the sector. In the process, we obtain an explicit expression for the heat kernel on an infinite area sector using Carslaw–Sommerfeld’s heat kernel. We also compute the zeta-regularized determinant of rectangular domains of unit area and prove that it is uniquely maximized by the square.

Keywords Polyakov formula · Zeta-regularized determinant · Sector · Conical singularity · Angular variation · Rectangle · Spectrum · Laplacian · Heat kernel

Mathematics Subject Classification Primary 58J52 · Secondary 58J50 · 58C40 · 35K08 · 58J35

1 Introduction

Polyakov’s formula expresses a difference of zeta-regularized determinants of Laplace operators, an anomaly of global quantities, in terms of simple local quantities. The

✉ Julie Rowlett
julie.rowlett@chalmers.se

Clara L. Aldana
clara.aldana@uni.lu

¹ Mathematics Research Unit, University of Luxembourg, 6, avenue de la Fonte, 4364 Esch-sur-Alzette, Luxembourg

² Department of Mathematics, Chalmers University of Technology and the University of Gothenburg, 41296 Göteborg, Sweden

main applications of Polyakov's formula are in differential geometry and mathematical physics. In mathematical physics, this formula arose in the study of the quantum theory of strings [37] and has been used in connection to conformal quantum field theory [6] and Feynman path integrals [18].

In differential geometry, Polyakov's formula was used in the work of Osgood et al. [35] to prove that under certain restrictions on the Riemannian metric, the determinant is maximized at the uniform metric inside a conformal class. Their result holds for smooth closed surfaces and for surfaces with smooth boundary. This result was generalized to surfaces with cusps and funnel ends in [2]. The techniques used in this article are similar to the ones used by the first author in [3] to prove a Polyakov formula for the relative determinant for surfaces with cusps.

We expect that the formula of Polyakov we shall demonstrate here will have applications to differential geometry in the spirit of [35]. Our formula is a step towards answering some of the many open questions for domains with corners such as polygonal domains and surfaces with conical singularities: what are the suitable restrictions to have an extremal of the determinant in a conformal class as in [35]? Will it be unique? Does the regular n -gon maximize the determinant on all n -gons of fixed area? What happens to the determinant on a family of n -gons which collapses to a segment?

1.1 The Zeta-Regularized Determinant of the Laplacian

Consider a smooth n -dimensional manifold M with Riemannian metric g . We denote by Δ_g the Laplace operator associated to the metric g . We consider the positive Laplacian $\Delta_g \geq 0$. If M is compact and without boundary, or if M has non-empty boundary and suitable boundary conditions are imposed, then the eigenvalues of the Laplace operator form an increasing, discrete subset of \mathbb{R}^+ ,

$$0 \leq \lambda_1 \leq \lambda_2 \leq \lambda_3 \leq \cdots.$$

These eigenvalues tend toward infinity according to Weyl's law [43],

$$\lambda_k^{\frac{n}{2}} \sim \frac{(2\pi)^n k}{\omega_n \text{Vol}(M)}, \quad \text{as } k \rightarrow \infty,$$

where ω_n is the volume of the unit ball in \mathbb{R}^n .

Ray and Singer generalized the notion of determinant of matrices to the Laplace–Rham operator on forms using an associated zeta function [38]. The spectral zeta function associated to the Laplace operator is defined for $s \in \mathbb{C}$ with $\text{Re}(s) > \frac{n}{2}$ by

$$\zeta(s) := \sum_{\lambda_k > 0} \lambda_k^{-s}.$$

By Weyl's law, the zeta function is holomorphic on the half-plane $\{\text{Re}(s) > n/2\}$, and it is well known that the heat equation can be used to prove that the zeta function admits a meromorphic extension to \mathbb{C} which is holomorphic at $s = 0$ [38]. Consequently, the zeta-regularized determinant of the Laplace operator may be defined as

$$\det(\Delta) := e^{-\zeta'(0)}. \quad (1.1)$$

In this way, the determinant of the Laplacian is a number that depends only on the spectrum; it is a spectral invariant. Furthermore, it is also a global invariant, meaning that in general it cannot be expressed as an integral over the manifold of local quantities.

1.2 Polyakov's Formula for Smooth Surfaces

Let (M, g) be a smooth Riemannian surface. Let $g_t = e^{2\sigma(t)}g$ be a one-parameter family of metrics in the conformal class of g depending smoothly on $t \in (-\epsilon, \epsilon)$ for some $\epsilon > 0$. Assume that each conformal factor $\sigma(t)$ is a smooth function on M . The Laplacian for the metric g_t relates to the Laplacian of the metric g via

$$\Delta_{g_t} = e^{-2\sigma(t)} \Delta_g.$$

The variation of the Laplacian for the metric g_t with respect to the parameter t is

$$\partial_t \Delta_{g_t} \big|_{t=0} = -2\sigma'(0) \Delta_{g_0}, \quad g_0 = e^{2\sigma(0)}g. \quad (1.2)$$

In this setting, Polyakov's formula gives the variation of the determinant of the family of conformal Laplacians Δ_{g_t} with respect to the parameter t of the *conformal factor* $\sigma(t)$, [2, 23],

$$\partial_t \log \det(\Delta_{g_t}) = -\frac{1}{24\pi} \int_M \sigma'(t) \text{Scal}_t dA_{g_t} + \partial_t \log \text{Area}(M, g_t), \quad (1.3)$$

where Scal_t denotes the scalar curvature of the metric g_t . This is the type of formula that we demonstrate here and may refer to it as either the differentiated or variational Polyakov formula or simply Polyakov's formula. The classical form of Polyakov's formula is the "integrated form" which expresses the determinant as an anomaly; for a surface M with smooth boundary it was first proven by Alvarez [4]; see also [35]. There are two main difficulties which distinguish our work from the case of closed surfaces: (1) the presence of a geometric singularity in the domain and (2) the presence of an analytic singularity in the conformal factor.

1.3 Conical Singularities

Analytically and geometrically, the presence of even the simplest conical singularity, a corner in a Euclidean domain, has a profound impact on the Laplace operator. As in the case of a manifold with boundary, the Laplace operator is not essentially self-adjoint. It has many self-adjoint extensions, and the spectrum depends on the choice of self-adjoint extension. Thus, the zeta-regularized determinant of the Laplacian also depends upon this choice [33]. In addition, conical singularities add regularity problems that do not appear when the boundary of the domain or manifold is smooth.

In recent years there has been progress towards understanding the behavior of the determinant of certain self-adjoint extensions of the Laplace operator, most notably the Friedrichs extension, on surfaces with conical singularities. This progress represents different aspects that have been studied by Kokotov [22], Hillairet and Kokotov [19], Loya et al. [26], Spreafico [40], and Sher [39]. In particular, the results by Aurell and Salomonson [5] inspired our present work. Using heuristic arguments they computed a formula for the contribution of the corners to the variation of the determinant on a polygon [5, Eq. (51)]. Here we use different techniques to rigorously prove the differentiated Polyakov formula for an angular sector. Our work is complementary to those mentioned above since the dependence of the determinant of the Friedrichs extension of the Laplacian with respect to changes of the cone angle has not been addressed previously. In addition, our formula can be related to a variational principle.

1.4 Organization and Main Results

In Sect. 2, we present the framework of this article and develop the requisite geometric and analytic tools needed to prove our first main result, Theorem 2 below. In Sects. 3 and 6, we prove the following theorem which is a key ingredient in the proof of Theorem 2.

Theorem 1 *Let \mathcal{M}_f denote the multiplication operator by the function f , so that for a function ϕ ,*

$$\mathcal{M}_f: \phi \mapsto f\phi.$$

Let S_α denote a finite circular sector of opening angle $\alpha \in (0, \pi)$, and let $e^{-t\Delta_\alpha}$ denote the heat operator associated to the Dirichlet extension of the Laplacian. Then, the operator $\mathcal{M}_{(1+\log(r))}e^{-t\Delta_\alpha}$ on S_α is trace class and its trace admits an asymptotic expansion as $t \rightarrow 0$ of the form

$$\begin{aligned} \text{Tr}_{S_\alpha} \left(\mathcal{M}_{(1+\log(r))} e^{-t\Delta_\alpha} \right) &\sim a_0 t^{-1} + a_1 t^{-\frac{1}{2}} + a_{2,0} \log(t) \\ &\quad + a_{2,1} + O\left(t^{1/2}\right). \end{aligned} \quad (1.4)$$

The trace in Theorem 1 can be rewritten as the following integral:

$$\text{Tr}_{S_\alpha} \left(\mathcal{M}_{(1+\log(r))} e^{-t\Delta_\alpha} \right) = \int_{S_\alpha} (1 + \log(r)) H_{S_\alpha}(t, r, \phi, r, \phi) r dr d\phi,$$

where H_{S_α} denotes the Schwartz kernel of $e^{-t\Delta_\alpha}$, also called the heat kernel. Our next theorem is a preliminary variational Polyakov formula.

Theorem 2 *Let $\{S_\gamma\}_{\gamma \in (0, \pi)}$ be a family of finite circular sectors in \mathbb{R}^2 , where S_γ has opening angle γ and unit radius. Let Δ_γ be the Euclidean Dirichlet Laplacian on S_γ . Then for any $\alpha \in (0, \pi)$*

$$\left. \frac{\partial}{\partial \gamma} (-\log (\det (\Delta_{\gamma}))) \right|_{\gamma=\alpha} = \frac{2}{\alpha} (-\gamma_e a_{2,0} + a_{2,1}). \quad (1.5)$$

Above, γ_e is the Euler constant, and $a_{2,0}$ is the coefficient of $\log(t)$ and $a_{2,1}$ is the constant coefficient in the asymptotic expansion as $t \rightarrow 0$ given in Eq. (1.4).

If the radial direction is multiplied by a factor of R , which is equivalent to scaling the metrics by R^2 , then the determinant of the Laplacian transforms is given as

$$\det (\Delta_{\alpha}) \mapsto R^{-2\zeta_{\Delta_{\alpha}}(0)} \det (\Delta_{\alpha}).$$

The proof of the preceding results comprises Sects. 2 and 4. In Sect. 5 we prove the following theorem. Its proof not only illustrates the method we shall use to compute the general case of a sector of opening angle $\alpha \in (0, \pi)$ but also shall be used in the proof of the general case.

Theorem 3 *Let $S_{\pi/2} \subset \mathbb{R}^2$ be a circular sector of opening angle $\pi/2$ and radius one. Then the variational Polyakov formula is*

$$\left. \frac{\partial}{\partial \gamma} (-\log (\det (\Delta_{S_{\gamma}}))) \right|_{\gamma=\pi/2} = \frac{-\gamma_e}{4\pi} + \frac{5}{12\pi},$$

where γ_e is the Euler–Mascheroni constant.

In Sect. 6 we determine an explicit formula for Sommerfeld–Carslaw’s heat kernel for an infinite sector with opening angle α . This allows us to compute the contribution of the corner at the origin to the variational Polyakov formula, completing the proof of Theorem 1. Moreover, these calculations allow us to refine the preliminary variational Polyakov formula by determining an explicit formula.

Theorem 4 *Assume the same hypotheses as in Theorem 2. Let*

$$k_{\min} = \left\lceil \frac{-\pi}{2\alpha} \right\rceil, \quad \text{and} \quad k_{\max} = \left\lfloor \frac{\pi}{2\alpha} \right\rfloor \quad \text{if} \quad \frac{\pi}{2\alpha} \notin \mathbb{Z}, \quad \text{otherwise} \quad k_{\max} = \frac{\pi}{2\alpha} - 1,$$

and

$$W_{\alpha} = \left\{ k \in \left(\mathbb{Z} \cap [k_{\min}, k_{\max}] \right) \setminus \left\{ \frac{\ell\pi}{\alpha} \right\}_{\ell \in \mathbb{Z}} \right\}.$$

Then

$$\begin{aligned} \frac{\partial}{\partial \gamma} (-\log(\det(\Delta_\gamma)))|_{\gamma=\alpha} &= \frac{\pi}{12\alpha^2} + \frac{1}{12\pi} \\ &+ \sum_{k \in W_\alpha} \frac{-2\gamma_e + \log(2) - \log(1 - \cos(2k\alpha))}{4\pi(1 - \cos(2k\alpha))} \\ &- \left(1 - \delta_{\alpha, \frac{\pi}{n}}\right) \frac{2}{\alpha} \sin(\pi^2/\alpha) \\ &\int_{-\infty}^{\infty} \frac{\gamma_e + \log(2) - \log(1 + \cosh(s))}{16\pi(1 + \cosh(s))(\cosh(\pi s/\alpha) - \cos(\pi^2/\alpha))} ds, \end{aligned}$$

where $n \in \mathbb{N}$ is arbitrary and $\delta_{\alpha, \frac{\pi}{n}}$ denotes the Kronecker delta.

Here is a short list of examples. Let us denote

$$\mathcal{S}(\alpha) := \frac{\partial}{\partial \gamma} (-\log(\det(\Delta_\gamma))) \Big|_{\gamma=\alpha}.$$

Then $\mathcal{S}(\alpha)$ and the set W_α have the following values:

- (1) $\alpha = \frac{\pi}{4}$, $W_{\frac{\pi}{4}} = \{-2, \pm 1\}$, $\mathcal{S}(\frac{\pi}{4}) = \frac{-5\gamma_e}{4\pi} + \frac{\log(2)}{4\pi} + \frac{17}{12\pi} \sim 0.2764$;
- (2) $\alpha = \frac{\pi}{3}$, $W_{\frac{\pi}{3}} = \{-1, 1\}$, $\mathcal{S}(\frac{\pi}{3}) = \frac{-\gamma_e}{2\pi} + \frac{\log(2)}{2\pi} + \frac{5}{6\pi} \sim 0.2837$;
- (3) $\alpha = \frac{\pi}{2}$, $W_{\frac{\pi}{2}} = \{-1\}$, $\mathcal{S}(\frac{\pi}{2}) = \frac{-\gamma_e}{4\pi} + \frac{5}{12\pi} \sim 0.0867$;
- (4) For $\alpha \in]\frac{\pi}{2}, \pi[$, $W_\alpha = \emptyset$, but $\sin(\pi^2/\alpha) \neq 0$. Thus, the integral in Theorem 4 determines $\mathcal{S}(\alpha)$. For example, with $\alpha = \frac{2\pi}{3}$, the integral converges rapidly, and a numerical computation gives an approximate value of 0.0075015. Hence $\mathcal{S}(\frac{2\pi}{3}) \sim 0.0933723$.

Generalizing our Polyakov formula to Euclidean polygons shall require additional considerations because one cannot change the angles independently. We expect that the results obtained here will help us to achieve these generalizations with the eventual goal of computing closed formulas for the determinant on planar sectors and Euclidean polygons. In the latter setting one naturally expects the following:

Conjecture 1 *Among all convex n -gons of fixed area, the regular one maximizes the determinant.*

We conclude this work by proving in Sect. 7 the following result which shows that for the case of rectangular domains, the conjecture holds.

Theorem 5 *Let R be a rectangle of dimensions $L \times L^{-1}$. Then the zeta-regularized determinant is uniquely maximized for $L = 1$, and tends to 0 as $L \rightarrow 0$ or equivalently as $L \rightarrow \infty$.*

2 Geometric and Analytic Preliminaries

In this section we present the framework of this article and fix the geometric and analytic tools required to prove our results.

2.1 The Determinant and Polyakov's Formula

Let us describe briefly the classical deduction of Polyakov's formula, since we will use the same argument. Let (M, g) be a smooth Riemannian surface with or without boundary. If $\partial M \neq \emptyset$, we consider the Dirichlet boundary condition, in which case $\text{Ker}(\Delta_g) = \{0\}$.

Let $H_g(t, z, z')$ denote the heat kernel associated to Δ_g . It is the fundamental solution to the heat equation on M

$$\begin{aligned}(\Delta_g + \partial_t) H_g(t, z, z') &= 0 \quad (t > 0), \\ H_g(0, z, z') &= \delta(z - z').\end{aligned}$$

The heat operator, $e^{-t\Delta_g}$ for $t > 0$, is trace class, and the trace is given by

$$\text{Tr}(e^{-t\Delta_g}) = \int_M H_g(t, z, z) dz = \sum_{\lambda_k \geq 0} e^{-\lambda_k t}.$$

The zeta function and the heat trace are related by the Mellin transform

$$\zeta_{\Delta_g}(s) = \frac{1}{\Gamma(s)} \int_0^\infty t^{s-1} \text{Tr}(e^{-t\Delta_g} - P_{\text{Ker}(\Delta_g)}) dt, \quad (2.1)$$

where $P_{\text{Ker}(\Delta_g)}$ denotes the projection on the kernel of Δ_g .

It is well known that the heat trace has an asymptotic expansion for small values of t [13]. This expansion has the form

$$\text{Tr}(e^{-t\Delta_g}) = a_0 t^{-1} + a_1 t^{-\frac{1}{2}} + a_2 + O\left(t^{\frac{1}{2}}\right).$$

The coefficients a_j are known as the heat invariants. They are given in terms of the curvature tensor and its derivatives as well as the geodesic curvature of the boundary in case of boundary. By (2.1) and the short time asymptotic expansion of the heat trace

$$\zeta_{\Delta_g}(s) = \frac{1}{\Gamma(s)} \left\{ \frac{a_0}{s-1} + \frac{a_1}{s-\frac{1}{2}} + \frac{a_2 - \dim(\text{Ker}(\Delta_g))}{s} + e(s) \right\},$$

where $e(s)$ is an analytic function on $\text{Re}(s) > -1$. The regularity of ζ_{Δ_g} at $s = 0$ and hence the fact that the zeta-regularized determinant of the Laplacian is well defined by (1.1) both follow from the above expansion together with the fact that $\Gamma(s)$ has simple pole at $s = 0$.

Let $\{\sigma(\tau), \tau \in (-\epsilon, \epsilon)\}$ be a family of smooth conformal factors which depend on the parameter τ for some $\epsilon > 0$. Consider the corresponding family of conformal metrics $\{h_\tau = e^{2\sigma(\tau)} g, \tau \in (-\epsilon, \epsilon)\}$. To prove Polyakov's formula one first differentiates the spectral zeta function $\zeta_{\Delta_{h_\tau}}(s)$ with respect to τ . This requires differentiating the trace of the heat operator. Then, after integrating by parts, one obtains

$$\partial_\tau \zeta_{\Delta_{h_\tau}}(s) = \frac{s}{\Gamma(s)} \int_0^\infty t^{s-1} \text{Tr} \left(2\mathcal{M}_{\sigma'(\tau)} \left(e^{-t\Delta_{h_\tau}} - P_{\text{Ker}(\Delta_{h_\tau})} \right) \right) dt,$$

where $\mathcal{M}_{\sigma'(\tau)}$ denotes the operator multiplication by the function $\sigma'(\tau)$. The integration by parts is again facilitated by the pole of $\Gamma(s)$ at $s = 0$.

If the manifold is compact, and the metrics and the conformal factors are smooth, then the operator $\mathcal{M}_{\sigma'(\tau)} e^{-t\Delta_{h_\tau}}$ is trace class, and the trace behaves well for t large. As $t \rightarrow 0$ the trace also has an asymptotic expansion of the form

$$\begin{aligned} \text{Tr} \left(\mathcal{M}_{\sigma'(\tau)} e^{-t\Delta_{h_\tau}} \right) &\sim a_0 \left(\sigma'(\tau), h_\tau \right) t^{-1} + a_1 \left(\sigma'(\tau), h_\tau \right) t^{-\frac{1}{2}} \\ &\quad + a_2 \left(\sigma'(\tau), h_\tau \right) - \dim \left(\text{Ker} \left(\Delta_{h_\tau} \right) \right) + O \left(t^{\frac{1}{2}} \right). \end{aligned}$$

The notation $a_j(\sigma'(\tau), h_\tau)$ is meant to show that these are the coefficients of the given trace, which depend on $\sigma'(\tau)$ and on the metric h_τ . The dependence on the metric is through its associated heat operator.

Therefore, the derivative of $\zeta'_{\Delta_{h_\tau}}(0)$ at $\tau = 0$ is simply given by

$$\partial_\tau \zeta'_{\Delta_{h_\tau}}(0) \Big|_{\tau=0} = 2 \left(a_2 \left(\sigma'(0), h_0 \right) - \dim \left(\text{Ker} \left(\Delta_{h_0} \right) \right) \right).$$

Polyakov's formula in (1.3) is exactly this equation.

2.2 Euclidean Sectors

Let $S_\gamma \subset \mathbb{R}^2$ be a finite circular sector with opening angle $\gamma \in (0, \pi)$ and radius R . The Laplace operator Δ_γ with respect to the Euclidean metric is a priori defined on smooth functions with compact support within the open sector. It is well known that the Laplacian is not an essentially self-adjoint operator since it has many self-adjoint extensions; see, e.g., [12, 25]. The largest of these is the extension to

$$\text{Dom}_{\max}(\Delta_\gamma) = \left\{ u \in L^2(S_\gamma) \mid \Delta_\gamma u \in L^2(S_\gamma) \right\}.$$

For several reasons the most natural or standard self-adjoint extension is the Friedrichs extension whose domain, $\text{Dom}_F(\Delta_\gamma)$, is defined to be the completion of

$$C_0^\infty(S_\gamma) \quad \text{w.r.t the norm } \|\nabla f\|_{L^2},$$

intersected with Dom_{\max} . For a smooth domain $\Omega \subset \mathbb{R}^2$, it is well known that

$$\text{Dom}_F(\Delta_\Omega) = H_0^1(\Omega) \cap H^2(\Omega).$$

The same is true if the sector is convex which we shall assume; see [16, Theorem 2.2.3] and [24, Chap. 3, Lemma 8.1].

Remark 1 Let $S = S_{\gamma,R}$ be a planar circular sector of opening angle $\gamma \in (0, \pi)$, radius $R > 0$, and $S' = S_{\gamma',R'}$ be a circular sector of opening angle $\gamma' \in (0, \pi)$ and radius $R' > 0$. The map $\Upsilon: S \rightarrow S'$ defined by $\Upsilon(\rho, \theta) = \left(\frac{R'\rho}{R}, \frac{\gamma'\theta}{\gamma}\right) = (r, \phi)$ induces a bijection

$$\Upsilon^*: C_c^\infty(S') \xrightarrow{\cong} C_c^\infty(S), \quad f \mapsto \Upsilon^* f := f \circ \Upsilon.$$

This bijection extends to the domains of the Friedrichs extensions of the corresponding Laplace operators. Furthermore, under this map, the corresponding L^2 norms are equivalent, i.e., there exist constants $c, C > 0$ such that for any $f \in L^2(S')$,

$$c\|f\|_{L^2(S')} \leq \|\Upsilon^* f\|_{L^2(S)} \leq C\|f\|_{L^2(S')}.$$

The same holds for the norms on the corresponding Sobolev spaces H^k for $k \geq 0$. In spite of inducing an equivalence between the different domains, this map is not useful for our purposes since it does not produce a conformal transformation of the Euclidean metric.

To understand how the determinant of the Laplacian changes when the angle of the sector varies requires differentiating the spectral zeta function with respect to the angle

$$\frac{\partial}{\partial \gamma} \zeta_{S_\gamma}(s) = \frac{\partial}{\partial \gamma} \frac{1}{\Gamma(s)} \int_0^\infty t^{s-1} \text{Tr}_{L^2(S_\gamma, g)} (e^{-t\Delta_\gamma} - P_{\text{Ker}(\Delta_\gamma)}) dt. \quad (2.2)$$

In order to do that we use conformal transformations. Varying the sector is equivalent to varying a conformal family of metrics with singular conformal factors on a fixed domain.

2.2.1 Conformal Transformation from One Sector to Another

Let (r, ϕ) denote polar coordinates on the sector S_γ . We assume that the radii of all sectors are equal to one. Let $\alpha \in (0, \pi)$ be the angle at which we shall compute the derivative and $Q = S_\beta$ be a sector with opening angle $\beta \leq \alpha$. We use (ρ, θ) to denote polar coordinates on Q .

Consider the map

$$\Psi_\gamma: Q \rightarrow S_\gamma, \quad (\rho, \theta) \mapsto \left(\rho^{\gamma/\beta}, \frac{\gamma\theta}{\beta}\right) = (r, \phi). \quad (2.3)$$

The pull-back metric with respect to Ψ_γ of the Euclidean metric g on S_γ is

$$\begin{aligned} h_\gamma &:= \Psi_\gamma^* g = \left(\frac{\gamma}{\beta}\right)^2 \rho^{2\gamma/\beta-2} (d\rho^2 + \rho^2 d\theta^2) \\ &= e^{2\sigma_\gamma} (d\rho^2 + \rho^2 d\theta^2), \end{aligned} \quad (2.4)$$

$$\sigma_\gamma(\rho, \theta) = \log\left(\frac{\gamma}{\beta}\rho^{\gamma/\beta-1}\right) = \log\left(\frac{\gamma}{\beta}\right) + \left(\frac{\gamma}{\beta} - 1\right)\log\rho. \quad (2.5)$$

We will consider the family of metrics

$$\{h_\gamma, \gamma \in [\beta, \pi)\},$$

defined by (2.4) on the fixed sector $Q = S_\beta$.

The area element on Q with respect to the metric h_γ is

$$dA_{h_\gamma} = e^{2\sigma_\gamma} \rho d\rho d\theta = e^{2\sigma_\gamma} dA_g, \quad (2.6)$$

and the Laplace operator Δ_{h_γ} associated to the metric h_γ is formally given by

$$\Delta_{h_\gamma} = -\left(\frac{\beta}{\gamma}\right)^2 \rho^{-2\gamma/\beta+2} \left(\partial_\rho^2 + \rho^{-1}\partial_\rho + \rho^{-2}\partial_\theta^2\right) = e^{-2\sigma_\gamma} \Delta, \quad (2.7)$$

where $\Delta := \Delta_\beta = -\partial_\rho^2 - \rho^{-1}\partial_\rho - \rho^{-2}\partial_\theta^2$ is the Laplacian on (Q, g) .

The transformation Ψ_γ induces a map between the function spaces

$$\Psi_\gamma^*: C_c^\infty(S_\gamma) \rightarrow C_c^\infty(Q), \quad f \mapsto \Psi_\gamma^* f := f \circ \Psi_\gamma.$$

Proposition 1 *For $\gamma \geq \beta$, the map Ψ_γ^* is an isometry between the Friedrichs domain of Δ_{h_γ} on Q and the domain of the Friedrichs extension of Δ_γ on the sector S_γ . Moreover,*

$$\Psi_\gamma^*(\text{Dom}(\Delta_\gamma)) = \text{Dom}(\Delta_{h_\gamma}) = H^2(Q, h_\gamma) \cap H_0^1(Q, h_\gamma),$$

with $\Delta_{h_\gamma} = e^{-2\sigma_\gamma} \Delta_\beta$.

This proposition is a direct consequence of the following two lemmas.

Lemma 1 *The map Ψ_γ defined by Eq. (2.3) is an isometry Ψ_γ^* between the Sobolev spaces $H_0^1(Q, h_\gamma)$ and $H_0^1(S_\gamma, g_\gamma)$.*

Proof As before, let (r, ϕ) denote the coordinates in S_γ , and let (ρ, θ) denote the coordinates in Q . The volume element in Q and the Laplacian for the metric h_γ are given in (2.6) and (2.7), respectively.

The transformation Ψ_γ^* extends to the L^2 spaces. The fact that Ψ_γ^* is an isometry between $L^2(S_\gamma, g)$ and $L^2(Q, h_\gamma)$ follows from a standard change of variables computation. For $f: S_\gamma \rightarrow \mathbb{R}$, we compute that the L^2 norms of $f \in L^2(S_\gamma, g)$ and $\Psi_\gamma^* f$ in $L^2(Q, h_\gamma)$ coincide:

$$\begin{aligned} \int_{S_\gamma} |f(r, \phi)|^2 r dr d\phi &= \int_Q |f \circ \Psi_\gamma|^2 \left(\frac{\gamma}{\beta}\right)^2 \rho^{2\frac{\gamma}{\beta}-1} d\rho d\theta \\ &= \int_Q |\Psi_\gamma^* f|^2 e^{2\sigma_\gamma} \rho d\rho d\theta. \end{aligned}$$

Next let $f \in H_0^1(S_\gamma, g)$. To prove that $\Psi_\gamma^* f \in H_0^1(Q, h_\gamma)$ we show that the L^2 -norms $\|df\|_{L^2(S_\gamma, g)}$ and $\|df \circ d\Psi_\gamma\|_{L^2(Q, h_\gamma)}$ are identical. Since $|df|_g^2 = |\nabla_g f|^2 = g^{lj}(\partial_l f)(\partial_j f)$,

$$\int_{S_\gamma} |\nabla_g f|^2 dA_g = \int_Q \left(\left(\frac{\partial f}{\partial r} \right)^2 + \frac{1}{r^2} \left(\frac{\partial f}{\partial \phi} \right)^2 \right) \circ \Psi_\gamma(\rho, \theta) e^{2\sigma_\gamma} \rho d\rho d\theta.$$

Using $\Psi_\gamma^* f = f \circ \Psi_\gamma(\rho, \theta)$ we have

$$\frac{\partial f}{\partial r}(\Psi_\gamma(\rho, \theta)) = \frac{\beta}{\gamma} \rho^{1-\gamma/\beta} \frac{\partial \Psi_\gamma^* f}{\partial \rho}, \quad \frac{\partial f}{\partial \phi}(\Psi_\gamma(\rho, \theta)) = \frac{\beta}{\gamma} \frac{\partial \Psi_\gamma^* f}{\partial \theta}.$$

Substituting above, we obtain

$$\begin{aligned} \int_{S_\gamma} |\nabla_g f|^2 dA_g &= \int_Q \left(\left(\frac{\beta}{\gamma} \rho^{1-\gamma/\beta} \frac{\partial \Psi_\gamma^* f}{\partial \rho} \right)^2 + \rho^{-2\gamma/\beta} \left(\frac{\beta}{\gamma} \frac{\partial \Psi_\gamma^* f}{\partial \theta} \right)^2 \right) e^{2\sigma_\gamma} \rho d\rho d\theta \\ &= \int_Q \left(\frac{\beta}{\gamma} \rho^{1-\gamma/\beta} \right)^2 \left(\left(\frac{\partial \Psi_\gamma^* f}{\partial \rho} \right)^2 + \frac{1}{\rho^2} \left(\frac{\partial \Psi_\gamma^* f}{\partial \theta} \right)^2 \right) e^{2\sigma_\gamma} \rho d\rho d\theta \\ &= \int_Q e^{-2\sigma_\gamma} \left(\left(\frac{\partial \Psi_\gamma^* f}{\partial \rho} \right)^2 + \frac{1}{\rho^2} \left(\frac{\partial \Psi_\gamma^* f}{\partial \theta} \right)^2 \right) e^{2\sigma_\gamma} \rho d\rho d\theta \\ &= \int_Q |\nabla_{h_\gamma} \Psi_\gamma^* f|^2 dA_{h_\gamma}. \end{aligned}$$

This completes the proof. \square

Lemma 2 *The map Ψ_γ^* is an isometry between the Sobolev spaces $H^2(Q, h_\gamma)$ and $H^2(S_\gamma, g)$. A function $f \in H^2(Q, h_\gamma)$ if and only if $\Psi_\gamma^* f \in H^2(S_\gamma, g)$.*

Proof Let $f \in H^2(Q, h_\gamma)$. By definition $\Psi_\gamma^* f = (f \circ \Psi_\gamma)(\rho, \theta)$, so

$$|\Delta_{h_\gamma} \Psi_\gamma^* f|^2 = \left(\frac{\beta}{\gamma} \right)^2 \rho^{-\frac{4\gamma}{\beta}+4} \left(\frac{\partial^2 \Psi_\gamma^* f}{\partial \rho^2} + \frac{1}{\rho} \frac{\partial \Psi_\gamma^* f}{\partial \rho} + \frac{1}{\rho^2} \frac{\partial^2 \Psi_\gamma^* f}{\partial \theta^2} \right)^2.$$

Since

$$\begin{aligned} \frac{\partial^2 \Psi_\gamma^* f}{\partial \rho^2} &= \left(\frac{\gamma}{\beta} \right)^2 \rho^{2\frac{\gamma}{\beta}-2} \frac{\partial^2 f}{\partial r^2}(\Psi_\gamma(\rho, \theta)) \\ &\quad + \frac{\gamma}{\beta} \left(\frac{\gamma}{\beta} - 1 \right) \rho^{\frac{\gamma}{\beta}-2} \frac{\partial f}{\partial r}(\Psi_\gamma(\rho, \theta)), \end{aligned}$$

it is easy to see that

$$\begin{aligned} \int_Q \left| \Delta_{h_\gamma} \Psi_\gamma^* f \right|^2 dA_{h_\gamma} &= \int_Q \left(|\Delta_g f|^2 \circ \Psi_\gamma \right) (\rho, \theta) e^{2\sigma_\gamma} dA_g \\ &= \int_{S_\gamma} |\Delta_g f|^2 dA_g, \end{aligned}$$

where the last equality follows from the standard change of variables, and g denotes the Euclidean metric on both Q and S_γ . \square

Example 1 Let $\gamma \in [\beta, \pi)$, and h_γ be as above. Let $\varphi(\rho, \theta) := \rho^x \sin(k\pi\theta/\beta)$. It is easy to see that

- $\varphi \in L^2(Q, h_\gamma) \Leftrightarrow x > -\gamma/\beta$,
- $\varphi \in H^1(Q, h_\gamma) \Leftrightarrow x > 0$,
- $\varphi \in H^2(Q, h_\gamma) \Leftrightarrow x > \frac{\gamma}{\beta}$.

The example above shows that the domain of the Laplacian Δ_{h_γ} depends on the angle, and in particular, it will be different for different angles. As a consequence several problems appear here that distinguish this case from the classical smooth case and force us to go into the details of the differentiation process.

2.2.2 Domains of the Laplace Operators

Even though the description of the domains of the family of Laplace operators $\{\Delta_{h_\gamma}, \gamma \geq \beta\}$ given in the previous section is useful for our purposes, it is not enough. Unlike the smooth case, this family does not act on a single fixed Hilbert space when γ varies but instead we will demonstrate below that they act on a nested family of weighted, so-called “b”-Sobolev spaces.

Definition 1 The b -vector fields on (S_γ, g) , denoted by \mathcal{V}_b , are the \mathcal{C}^∞ span of the vector fields

$$\mathcal{V}_b := \mathcal{C}^\infty \text{ span of } \{r\partial_r, \partial_\phi\},$$

where \mathcal{C}^∞ means that the coefficient functions are smooth up to the boundary. For $m \in \mathbb{N}$, the b -Sobolev space is defined as

$$H_b^m := \left\{ f \mid V_1, \dots, V_j f \in L^2(S_\gamma, g) \forall j \leq m, \forall V_1, \dots, V_j \in \mathcal{V}_b \right\},$$

and $H_b^0 = L^2(S, g)$. The weighted b -Sobolev spaces are

$$r^x H_b^m = \{f \mid \exists v \in H_b^m, f = r^x v\}.$$

We first apply results due to several authors, including but not limited to, Mazzeo [28, Theorem 7.14] and Lesch [25, Proposition 1.3.11].

Proposition 2 *The Friedrichs domain of the Laplace operator Δ_γ on the sector S_γ with Dirichlet boundary condition is*

$$\text{Dom}(\Delta_\gamma) = r^2 H_b^2 \cap H_0^1(S_\gamma, g).$$

Proof By [29, Eq. (19)] and [28, Theorem 7.14] (c.f. [25, Proposition 1.3.11]), any element in the domain of the Friedrichs extension of Laplacian Δ_γ has a partial expansion near $r = 0$ of the form

$$\sum_{\gamma_j \in]-n/2, -n/2+2]} c_j r^{\gamma_j} \psi_j(\phi) + w, \quad w \in r^2 H_b^2.$$

In our case the dimension $n = 2$, and the indicial roots γ_j are given by

$$\gamma_j = \pm \sqrt{\mu_j},$$

where μ_j is an eigenvalue of the Laplacian on the link of the singularity, and ψ_j is the eigenfunction with eigenvalue μ_j . The link is in this case $[0, \gamma]$ with Dirichlet boundary condition. These eigenvalues are therefore $\mu_j = \frac{j^2 \pi^2}{\gamma^2}$ with $j \in \mathbb{N}$, $j \geq 1$. In particular, there are *no* indicial roots in the critical interval $] -1, 1]$, because $\gamma < \pi$. Taking into account the Dirichlet boundary condition away from the singularity, it follows that the domain of the Laplace operator is precisely given by

$$r^2 H_b^2(S_\gamma) \cap H_0^1(S_\gamma, g).$$

□

The operators Δ_{h_γ} , albeit each defined on functions on Q , have domains which are defined in terms of $L^2(Q, dA_{h_\gamma})$. In particular, the area forms depend on γ . Consequently, in order to fix a single Hilbert space on which our operators act, we use the following maps

$$\begin{aligned} \Phi_\gamma: L^2(Q, dA_{h_\gamma}) &\rightarrow L^2(Q, dA), \quad f \mapsto e^{\sigma_\gamma} f = \frac{\gamma}{\beta} \rho^{\gamma/\beta-1} f; \\ \Phi_\gamma^{-1}: L^2(Q, dA) &\rightarrow L^2(Q, dA_{h_\gamma}), \quad f \mapsto e^{-\sigma_\gamma} f = \frac{\beta}{\gamma} \rho^{-\gamma/\beta+1} f. \end{aligned} \quad (2.8)$$

Each Φ_γ is an isometry of $L^2(Q, dA_{h_\gamma})$ and $L^2(Q, dA)$, since

$$\int_Q f^2 dA_{h_\gamma} = \int_Q f^2 e^{2\sigma_\gamma} dA = \int_Q (\Phi_\gamma f)^2 dA.$$

Proposition 3 *For all $\gamma \in [\beta, \pi)$, we have*

$$\Phi_\gamma(\text{Dom}(\Delta_{h_\gamma})) \subseteq \rho^{2\gamma/\beta} H_b^2(Q, dA) \cap H_0^1(Q, dA).$$

Moreover,

$$\Phi_\gamma (\text{Dom} (\Delta_{h_\gamma})) \subset \Phi_{\gamma'} (\text{Dom} (\Delta_{h_{\gamma'}})), \quad \gamma' < \gamma.$$

Proof Let us start by comparing the H_b^2 spaces. To do this, we first compute

$$\begin{aligned} r = \rho^{\gamma/\beta} &\implies \rho \partial_\rho = \frac{\gamma}{\beta} r \partial_r; \\ \partial_\theta = \frac{\gamma}{\beta} \partial_\phi &\implies C^\infty \langle \rho \partial_\rho, \partial_\theta \rangle = C^\infty \langle r \partial_r, \partial_\phi \rangle. \end{aligned}$$

Now, let $f \in r^2 H_b^2(S_\gamma)$, so by definition $f(r, \phi) = r^2 u(r, \phi)$ with $u \in H_b^2(S_\gamma)$. Then

$$(\Psi_\gamma^* f)(\rho, \theta) = f(\rho^{\gamma/\beta}, \gamma\theta/\beta) = \rho^{2\gamma/\beta} (\Psi_\gamma^* u)(\rho, \theta).$$

Consequently,

$$\begin{aligned} \Psi_\gamma^* (H_b^2(S_\gamma)) &= H_b^2(Q, dA_{h_\gamma}) \\ &= \rho^{-\gamma/\beta+1} H_b^2(Q, dA), \\ \Psi_\gamma^* (r^2 H_b^2(S_\gamma)) &= \rho^{2\gamma/\beta} H_b^2(Q, dA_{h_\gamma}) \\ &= \rho^{\gamma/\beta+1} H_b^2(Q, dA), \end{aligned}$$

and

$$\begin{aligned} \Phi_\gamma (\Psi_\gamma^* (r^2 H_b^2(S_\gamma))) &= \Phi_\gamma (\rho^{\gamma/\beta+1} H_b^2(Q, dA)) \\ &= \rho^{2\gamma/\beta} H_b^2(Q, dA) \subseteq \rho^2 H_b^2(Q, dA), \end{aligned}$$

for $\gamma \in [\beta, \pi)$. Moreover, we have

$$\text{Dom} (\Delta_{h_\gamma}) = \rho^{2\gamma/\beta} H_b^2(Q, dA) \cap H_0^1(Q, dA).$$

It is straightforward to see that

$$\gamma' < \gamma \implies \rho^{2\gamma/\beta} H_b^2(Q, dA) \subset \rho^{2\gamma'/\beta} H_b^2(Q, dA).$$

Now, we claim that

$$\Phi_\gamma (H_0^1(Q, dA_{h_\gamma}) \cap \rho^{2\gamma/\beta} H_b^2(Q, dA_{h_\gamma})) \subseteq H_0^1(Q, dA).$$

Note that $C_0^\infty(Q)$ is independent of h_γ . Then, it is enough to show that for any $f \in \text{Dom}(\Delta_{h_\gamma})$ the $L^2(Q, dA)$ -norms of $\Phi_\gamma f$ and $\nabla(\Phi_\gamma f)$, can be estimated using the

fact that $f \in H_0^1(Q, dA_{h_\gamma}) \cap \rho^{\gamma/\beta+1} H_b^2(Q, dA)$. By definition, Φ_γ is an isometry of $L^2(Q, dA_{h_\gamma})$ and $L^2(Q, dA)$. So we only need to prove that $\nabla(\Phi_\gamma f) \in L^2(Q, dA)$. To do this, we compute

$$\begin{aligned} \int_Q |\nabla_{h_\gamma} f|^2 dA_{h_\gamma} &= \int_Q e^{-2\sigma_\gamma} \left((\partial_\rho f)^2 + \rho^{-2} (\partial_\theta f)^2 \right) e^{2\sigma_\gamma} dA \\ &= \int_Q |\nabla f|^2 dA. \end{aligned}$$

Next we compute

$$\begin{aligned} \int_Q |\nabla \Phi_\gamma f|^2 dA &= \int_Q \left((\partial_\rho e^{\sigma_\gamma} f)^2 + \rho^{-2} (\partial_\theta e^{\sigma_\gamma} f)^2 \right) dA \\ &= \int_Q \left\{ e^{2\sigma_\gamma} \left((\partial_\rho f)^2 + \rho^{-2} (\partial_\theta f)^2 \right) + (\partial_\rho e^{\sigma_\gamma})^2 f^2 \right. \\ &\quad \left. + 2 (\partial_\rho e^{\sigma_\gamma}) e^{\sigma_\gamma} f (\partial_\rho f) \right\} dA. \end{aligned}$$

The first term,

$$\begin{aligned} \int_Q e^{2\sigma_\gamma} \left((\partial_\rho f)^2 + \rho^{-2} (\partial_\theta f)^2 \right) dA &= \int_Q |\nabla f|^2 \rho^{2\frac{\gamma}{\beta}-2} \frac{\gamma^2}{\beta^2} dA \\ &\leq \frac{\gamma^2}{\beta^2} \int_Q |\nabla_{h_\gamma} f|^2 dA_{h_\gamma}, \end{aligned}$$

since $\frac{\gamma}{\beta} \geq 1$, $\rho^{2\frac{\gamma}{\beta}-2} \leq 1$ on Q .

To estimate the second term, we use that $f \in \rho^{\gamma/\beta+1} H_b^2(Q, dA)$, therefore

$$\int_Q (\partial_\rho e^{\sigma_\gamma})^2 f^2 dA = c \int_Q f^2 \rho^{2\frac{\gamma}{\beta}-4} dA \leq \int_Q f^2 \rho^{-\frac{\gamma}{\beta}-1} dA < \infty,$$

where $c = \frac{\gamma^2}{\beta^2} \frac{(\gamma-\beta)^2}{\beta^2}$ and we have used again that $\gamma \geq \beta$. For the third term we compute

$$\begin{aligned} \int_Q (\partial_\rho e^{\sigma_\gamma}) e^{\sigma_\gamma} f (\partial_\rho f) dA &= c \int_Q \rho^{2\frac{\gamma}{\beta}-3} f (\partial_\rho f) dA \\ &\leq c \left(\int_Q f^2 \rho^{2\frac{\gamma}{\beta}-4} dA \right)^{1/2} \left(\int_Q (\rho \partial_\rho f)^2 \rho^{2\frac{\gamma}{\beta}-4} dA \right)^{1/2}. \end{aligned}$$

Since $f \in \rho^{\gamma/\beta+1} H_b^2(Q, dA)$, write $f = \rho^{\frac{\gamma}{\beta}+1} u$ with $u \in H_b^2(Q, dA)$. Then

$$\int_Q f^2 \rho^{2\frac{\gamma}{\beta}-4} dA = \int_Q u^2 \rho^{\frac{2\gamma}{\beta}+2} \rho^{2\frac{\gamma}{\beta}-4} dA < \infty,$$

since $\gamma \geq \beta$, and $u \in H_b^2(Q, dA) \subset L^2(Q, dA)$.

Now, for the integral $\int_Q (\rho \partial_\rho f)^2 \rho^{2\frac{\gamma}{\beta}-4} dA$ we compute

$$\begin{aligned} (\rho \partial_\rho f)^2 &= \left(\frac{\gamma}{\beta} + 1 \right)^2 \rho^{\frac{2\gamma}{\beta}+2} u^2 + 2 \left(\frac{\gamma}{\beta} + 1 \right) \rho^{2\frac{\gamma}{\beta}+2} u (\rho \partial_\rho) u \\ &\quad + \rho^{\frac{2\gamma}{\beta}+2} ((\rho \partial_\rho) u)^2. \end{aligned}$$

Since $u \in H_b^2(Q, dA)$ and $\gamma \geq \beta$

$$\int_Q u^2 \rho^{4\frac{\gamma}{\beta}-2} dA < \infty, \quad \text{and} \quad \int_Q ((\rho \partial_\rho) u)^2 \rho^{4\frac{\gamma}{\beta}-2} dA < \infty.$$

By the Cauchy–Schwarz inequality,

$$\int_Q u ((\rho \partial_\rho) u) \rho^{4\frac{\gamma}{\beta}-2} dA \leq \left(\int_Q u^2 \rho^{4\frac{\gamma}{\beta}-2} dA \right)^{1/2} \left(\int_Q (\rho \partial_\rho u)^2 \rho^{4\frac{\gamma}{\beta}-2} dA \right)^{1/2} < \infty.$$

Putting everything together, we have proven that

$$\Phi_\gamma \left(\Psi_\gamma^* (\text{Dom} (\Delta_\gamma)) \right) \subseteq \rho^{2\gamma/\beta} H_b^2(Q, dA) \cap H_0^1(Q, dA).$$

In order to see that for $\beta \leq \gamma' < \gamma < \pi$,

$$\Phi_\gamma \left(\Psi_\gamma^* (\text{Dom} (\Delta_\gamma)) \right) \subset \Phi_{\gamma'} \left(\Psi_{\gamma'}^* (\text{Dom} (\Delta_{\gamma'})) \right),$$

we first note that

$$\Phi_\gamma \left(\Psi_\gamma^* (\text{Dom} (\Delta_\gamma)) \right) \subset \rho^{2\gamma/\beta} H_b^2(Q, dA) \subset \rho^{2\gamma'/\beta} H_b^2(Q, dA).$$

Finally, in order to show that

$$f \in H_0^1(Q, dA_{h_\gamma}) \cap \rho^{\gamma/\beta+1} H_b^2(Q, dA) \implies \Phi_{\gamma'}^{-1} \Phi_\gamma f \in H_0^1(Q, dA_{h_{\gamma'}}), \quad \gamma' < \gamma,$$

simply note that the L^2 norm of $\nabla_{h_{\gamma'}} (\Phi_{\gamma'}^{-1} \Phi_\gamma f)$ can be estimated in the same way as above using the fact that $\gamma' < \gamma$, and therefore $\gamma - \gamma' > 0$. \square

2.2.3 The Family of Operators

Finally, let us introduce the family of operators that we will use to prove Polyakov's formula. Let us define H_γ as

$$H_\gamma := \Phi_\gamma \circ \Psi_\gamma \circ \Delta_\gamma \circ \Psi_\gamma^{-1} \circ \Phi_\gamma^{-1} = \Phi_\gamma \circ \Delta_{h_\gamma} \circ \Phi_\gamma^{-1}. \quad (2.9)$$

The domains of the family $\{H_\gamma\}_\gamma$ nest

$$\beta \leq \gamma' \leq \gamma \implies \text{Dom}(H_\gamma) \subset \text{Dom}(H_{\gamma'}) \subset \text{Dom}(\Delta),$$

where Δ is the Laplacian on Q .

3 Short Time Asymptotic Expansion

In order to prove the trace class property of the operator $\mathcal{M}_{(1+\log(r))}e^{-t\Delta_\alpha}$ on S_α and the trace class property of the operators appearing in the proof of Proposition 5 in Sect. 4 below, we need estimates on the heat kernel. We do not need a sharp estimate; a general estimate in terms of the time variable is enough for our purposes.

3.1 Heat Kernel Estimates

The heat kernel estimates we require follow rather quickly from [1, 10].

Proposition 4 *Let S denote a finite Euclidean sector. Then the heat kernel of the Dirichlet extension of Laplacian on S satisfies the following estimates*

$$\begin{aligned} |H(t, z, z')| &\leq \frac{C}{t}, \\ |\partial_t H(t, z, z')| &\leq \frac{C}{t^2}, \end{aligned}$$

for all $z, z' \in S$, and $t \in (0, T)$, where $C > 0$ is a fixed constant which depends only on the constant $T > 0$.

Proof Sectors are both rather mild examples of stratified spaces. Consequently, the heat kernel satisfies the estimate (2.1) on [1, p. 1062]. This estimate is

$$H(t, z, z') \leq Ct^{-1}, \quad \forall z, z' \in S, \quad \forall t \in (0, 1), \quad (3.1)$$

since the dimension $n = 2$.

Next, we apply the results by Davies [10] which hold for the Laplacian on a general Riemannian manifold whose balls are compact if the radius is sufficiently small. These minimal hypotheses are satisfied for sectors. By [10, Lemma 1],

$$|H(t, z, z')|^2 \leq H(t, z, z)H(t, z', z'),$$

for all $z, z' \in S$, and all $t > 0$. If $T < 1$, then this estimate together with (3.1) gives the first estimate in the proposition. In general, by [10] the function $t \mapsto H(t, z, z)$ is positive, monotone decreasing in t , and log convex for every z . For a fixed $T \geq 1$, the estimate (3.1) together with the above shows that

$$|H(t, z, z')|^2 \leq C^2 \quad \forall t \geq 1.$$

So, we simply replace the constant C with the constant CT , which we again denote by C and obtain the estimate

$$|H(t, z, z')|^2 \leq C^2 t^{-2}, \quad \forall t \in (0, T), \quad \forall z, \text{ and } z' \in S.$$

Next, we apply [10, Theorem 3], which states that the time derivatives of the heat kernel satisfy the estimates

$$\left| \frac{\partial^n}{\partial t^n} H(t, z, z') \right| \leq \frac{n!}{(t-s)^n} H(s, z, z)^{1/2} H(s, z', z')^{1/2}, \quad n \in \mathbb{N}, \quad 0 < s < t.$$

Making the special choice $s = t/2$ and $n = 1$, we have

$$|\partial_t H(t, z, z')| \leq \frac{2}{t} H(t/2, z, z)^{1/2} H(t/2, z', z')^{1/2}.$$

Using the estimates for the heat kernel we estimate the right side above which shows that

$$|\partial_t H(t, z, z')| \leq C t^{-2}, \quad \forall t \in (0, T), \quad \forall z, z' \in S.$$

□

Remark 2 By the heat equation, the estimate for the time derivative of the heat kernel implies the following estimate for the Laplacian of the heat kernel

$$|\Delta H(t, z, z')| \leq C t^{-2},$$

for any $0 < t < T$, and $z, z' \in S$, for a constant $C > 0$ depending on T .

We now return to the trace class property of the operators in question.

Lemma 3 *Let S denote the finite sector with angle α and radius R , $S = S_{\alpha, R}$, with $\alpha \in (0, \pi)$. Let Δ denote the Dirichlet Laplacian on S and $e^{-t\Delta}$ be the corresponding heat operator. Let \mathcal{M}_ψ denote the operator multiplication by a function ψ . Let ξ be a smooth function on $S \setminus \{\rho = 0\}$ such that $\xi(\rho) = m \log(\rho)$ for a constant $m \in \mathbb{R}$ on some neighborhood of the singular point $\rho = 0$. Then, for any $t > 0$ the following operators*

- (1) $\mathcal{M}_\xi e^{-t\Delta}$,
- (2) $\mathcal{M}_\xi \Delta e^{-t\Delta}$,

- (3) $\Delta \mathcal{M}_\xi e^{-t\Delta}$,
 (4) $\mathcal{M}_\psi e^{-t\Delta}$, where $\psi(\rho, \theta) = O(\rho^{-c})$ as $\rho \rightarrow 0$, for $c < 1$.

are Hilbert–Schmidt. Moreover, the operators $\mathcal{M}_\xi e^{-t\Delta}$, $\mathcal{M}_\xi \Delta e^{-t\Delta}$, $\Delta \mathcal{M}_\xi e^{-t\Delta}$, $\mathcal{M}_\psi e^{-t\Delta}$, and $\mathcal{M}_\psi \Delta e^{-t\Delta}$ are trace class.

Proof Recall that an integral operator is Hilbert–Schmidt if the L^2 -norm of its integral kernel is finite. Using the estimates given in Proposition 4 we have that

$$\begin{aligned} \|\mathcal{M}_\psi e^{-t\Delta}\|_2 &\leq C \int_{S \times S} |\psi(z)|^2 |H(t, z, z')|^2 dA dA' \\ &\leq \tilde{C}(\alpha, R, t) \int_0^R \int_0^R \rho^{-2c+1} \rho' d\rho d\rho' < \infty, \end{aligned}$$

since $c < 1$. Hence $\mathcal{M}_\psi e^{-t\Delta}$ is a Hilbert–Schmidt operator. Similarly,

$$\begin{aligned} \|\mathcal{M}_\xi e^{-t\Delta}\|_2 &\leq C \int_{S \times S} |\log(\rho)|^2 |H(t, z, z')|^2 dA dA' \\ &\leq \tilde{C}(\alpha, R, t) \int_0^R \int_0^R |\log(\rho)|^2 \rho \rho' d\rho d\rho' < \infty, \end{aligned}$$

since $|\log(\rho)|^2 \rho$ is bounded on $(0, R)$. Thus $\mathcal{M}_\xi e^{-t\Delta}$ is also Hilbert–Schmidt. Using the estimates for the kernel of $\Delta e^{-t\Delta}$, we can prove in the same way as above that $\mathcal{M}_\xi \Delta e^{-t\Delta}$ and $\mathcal{M}_\psi \Delta e^{-t\Delta}$ are Hilbert–Schmidt.

We shall prove now that $\Delta \mathcal{M}_\xi e^{-t\Delta/2}$ is Hilbert–Schmidt. The integral kernel of $\Delta \mathcal{M}_\xi e^{-t\Delta/2}$ is $\Delta_z(\xi(z)H(t, z, z'))$. By Leibniz's rule,

$$\begin{aligned} \Delta_z(\xi(z)H(t, z, z')) &= (\Delta_z \xi(z)) H(t, z, z') + \xi(z) (\Delta_z H(t, z, z')) \\ &\quad + 2 \langle \nabla_z \xi, \nabla_z H \rangle. \end{aligned}$$

When considering the integral

$$\int_{S \times S} |\Delta_z(\xi(z)H(t, z, z'))|^2 dA(z) dA(z'),$$

using again the estimates on the heat kernel and that the function ξ is smooth away from the singularity, it is clear that the corresponding terms are all bounded. Near the singularity, for $0 < \rho \leq \rho_0$, $\xi(z) = \log(\rho)$, and $\Delta \log(\rho) = 0$. Hence, near the singularity, we have

$$\Delta_z(\xi(z)H(t, z, z')) = \xi(z) (\Delta_z H(t, z, z')) + 2\rho^{-1} \partial_\rho H(t, \rho, \rho', \theta, \theta').$$

The first term corresponds to the operator $\mathcal{M}_\xi \Delta e^{-t\Delta}$ that is Hilbert–Schmidt. Considering the second term, we note that, for any $t > 0$, the heat kernel is in the domain of the Laplace operator. By Proposition 2 (c.f. Example 1), this requires that the

heat kernel $H \in H_b^2(S_\alpha, \rho d\rho d\theta)$ which implies that $\rho^{-1} \partial_\rho H(t, \rho, \rho', \theta, \theta') \in L^2(S_\alpha, \rho d\rho d\theta)$. Thus

$$\int_{S_{\alpha, \rho_0} \times S} \left| \rho^{-1} \partial_\rho H(t, \rho, \rho', \theta, \theta') \right|^2 \rho d\rho d\theta \rho' d\rho' d\theta' \leq C(t, \alpha),$$

where S_{α, ρ_0} denotes the sector with angle α and radius ρ_0 and $C(t, \alpha)$ is a constant that depends on α and t . Hence, the operator whose integral kernel is $2\langle \nabla_z \xi, \nabla_z H \rangle$ is Hilbert–Schmidt. Since the sum of two Hilbert–Schmidt operators is Hilbert–Schmidt, it follows that $\Delta \mathcal{M}_\xi e^{-t\Delta/2}$ is Hilbert–Schmidt.

A way to prove that an operator is trace class is to write it as a product of two Hilbert–Schmidt operators. Since $e^{-t\Delta}$ is trace class, in particular it is Hilbert–Schmidt. Therefore using the semigroup property of the heat operator we write

$$\mathcal{M}_\xi e^{-t\Delta} = \mathcal{M}_\xi e^{-t\Delta/2} e^{-t\Delta/2},$$

which proves that $\mathcal{M}_\xi e^{-t\Delta}$ is trace class. The trace class property of the other operators listed in this lemma follows in the same way. \square

3.2 Heat Kernel Parametrix

To prove the existence of the asymptotic expansion of the trace given by Eq. (1.4) and to compute it, we replace the heat kernel by a parametrix. We construct a parametrix for the whole domain in the standard way: first we partition the domain and use the heat kernel of a suitable model for each part, then we combine these using cut-off functions. We use the following models for each corresponding part of the domain:

- (1) The heat kernel for the infinite sector with opening angle α for a small neighborhood, \mathcal{N}_α , of the vertex of the sector with opening angle α . Denote this heat kernel by H_α . We note that by [41, Lemma 6], we may use the heat kernel for the infinite sector on this neighborhood.
- (2) The heat kernel for \mathbb{R}^2 for a neighborhood \mathcal{N}_i of the interior away from the straight edges. Denote this heat kernel by H_i .
- (3) The heat kernel for the half-plane, \mathbb{R}_+^2 , for neighborhoods \mathcal{N}_e of the straight edges away from the corners. Denote this heat kernel by H_e .
- (4) The heat kernel for the unit disk for a small neighborhood, \mathcal{N}_a , of the curved arc away from the corners. Denote this heat kernel by $H_{\mathbb{D}}$ or H_a (this is done in order to simplify some equations in the proof).
- (5) The curved arc meets the straight segments in two corners. For these corners we consider two disjoint neighborhoods that are denoted by \mathcal{N}_c , at these corners we use the heat kernel of the upper half unit disk, $H_{\mathbb{D}_+}$ or H_c (again, this is done in order to simplify some of the equations).

Let $*$ represent any of the regions introduced above. We define the gluing functions as cut-off functions $\{\chi_\alpha, \chi_i, \chi_e, \chi_a, \chi_c\}$ and $\{\tilde{\chi}_\alpha, \tilde{\chi}_i, \tilde{\chi}_e, \tilde{\chi}_a, \tilde{\chi}_c\}$. These are smooth functions chosen such that $\{\chi_\alpha, \chi_i, \chi_e, \chi_a, \chi_c\}$ form a partition of unity of S_α , $\chi_* = 1$ on \mathcal{N}_* , and $\tilde{\chi}_* = 1$ on $\text{Supp}(\chi_*)$.

Therefore, the parametrix we use is

$$H_p(t, z, z') = \tilde{\chi}_\alpha(z) H_\alpha \chi_\alpha(z') + \tilde{\chi}_a(z) H_{\mathbb{D}} \chi_a(z') \\ + \tilde{\chi}_c(z) H_{\mathbb{D}_+} \chi_c(z') + \tilde{\chi}_e(z) H_e \chi_e(z') + \tilde{\chi}_i(z) H_i \chi_i(z'). \quad (3.2)$$

Above, for the sake of brevity, we have suppressed the argument (t, z, z') of the four model heat kernels.

The salient point, which is well known to experts, is that this patchwork parametrix restricted to the diagonal is asymptotically equal to the true heat kernel on the diagonal with an error of $O(t^\infty)$ as $t \downarrow 0$. For these arguments, we refer the reader to [30, Lemma 2.2] and [3, §4 and Lemma 4.1]. Moreover, it is known that for domains with both corners and curved boundary, the heat trace admits an asymptotic expansion as $t \downarrow 0$, and that this trace has an extra purely local contribution from the angles at the corners. The proof for domains with *both* corners *and* curved boundary can be found in [27, Theorem 2.1]; see also [30]. Even though we expect this calculation to be contained in earlier literature we were unfortunately unable to locate it. Therefore, it is natural to expect that the angles also appear in the variational formula for the determinant. We shall see that this is indeed the case.

3.3 Proof of Theorem 1

For a sector, S_α , from [27, Eq. (2.13)] (c.f. also [30]) it follows that the short time asymptotic expansion of the heat trace is given by

$$\mathrm{Tr} (e^{-t\Delta_\alpha}) = \frac{\alpha}{8\pi t} - \frac{\alpha}{8\sqrt{\pi t}} + \frac{1}{12} (2\chi(S_\alpha) - 3) \\ + \frac{\pi^2 + \alpha^2}{24\pi\alpha} + 2 \frac{\pi^2 + \pi^2/4}{24\pi(\pi/2)} + O(\sqrt{t}),$$

where 3 is the number of corners, and the term $2 \frac{\pi^2 + \pi^2/4}{24\pi(\pi/2)}$ comes from the two corners where the circular arcs meet the straight edges at which the angle is $\pi/2$. The t^0 coefficient (also called the constant coefficient) in the short time asymptotic of the heat trace is also $\zeta_{\Delta_\alpha}(0)$:

$$\zeta_{\Delta_\alpha}(0) = \frac{1}{12} (2\chi(S_\alpha) - 3) + \frac{\pi^2 + \alpha^2}{24\pi\alpha} + 2 \frac{\pi^2 + \pi^2/4}{24\pi(\pi/2)} = \frac{\pi^2 + \alpha^2}{24\pi\alpha} + \frac{1}{8}. \quad (3.3)$$

Consequently, it suffices to demonstrate that

$$\int_{S_\alpha} \log(r) H_{S_\alpha}(t, r, \phi, r, \phi) r dr d\phi,$$

admits an expansion as in (1.4), as $t \downarrow 0$.

Let the error $E(t, r, \phi, r', \phi')$ be the difference between the true heat kernel and the patchwork construction,

$$E(t, r, \phi, r', \phi') := H_{S_\alpha}(t, r, \phi, r', \phi') - H_p(t, r, \phi, r', \phi').$$

Then, we have

$$\left| \int_{S_\alpha} \log(r) E(t, r, \phi, r, \phi) r dr d\phi \right| = O(t^\infty), \quad t \downarrow 0,$$

because the model heat kernels decay as $O(t^\infty)$ as $t \downarrow 0$ in any compact set away from the diagonal.

Consequently, it suffices to prove that

$$\int_{S_\alpha} \log(r) H_p(t, r, \phi, r, \phi) r dr d\phi,$$

admits a short time asymptotic expansion as in Theorem 1. By definition of H_p , to demonstrate this, we may proceed locally, by considering the model heat kernels on their respective neighborhoods. First, note that on $S_\alpha \setminus \mathcal{N}_\alpha$, $\log(r)$ is a smooth function.

Therefore, the existence of an asymptotic expansion of the integral

$$\int_{S_\alpha \setminus (\mathcal{N}_\alpha \cup \mathcal{N}_c)} \log(r) H_p(t, r, \phi, r, \phi) r dr d\phi, \quad (3.4)$$

for small values of t follows from the locality principle of the heat kernel and the existence of the expansions of the heat kernel of the corresponding models. Although the idea is standard, we briefly explain it.

$$\begin{aligned} & \frac{2}{\alpha} \int_{S_\alpha \setminus (\mathcal{N}_\alpha \cup \mathcal{N}_c)} \log(r) H_p(t, r, \phi, r, \phi) \\ &= \frac{2}{\alpha} \int_{S_\alpha \setminus (\text{Supp}(\chi_\alpha) \cup \text{Supp}(\chi_c))} \log(r) (\chi_i H_i + \chi_e H_e + \chi_a H_{\mathbb{D}}) dA \\ &+ \frac{2}{\alpha} \int_{(\text{Supp}(\chi_\alpha) \setminus \mathcal{N}_\alpha) \cup (\text{Supp}(\chi_c) \setminus \mathcal{N}_c)} \log(r) \sum_{* \in \{\alpha, i, e, a, c\}} \chi_* H_* dA, \end{aligned}$$

where dA denotes the area element $r dr d\phi$. Using the existence of the expansion of the heat kernel for small times in the interior and the smooth boundary away from the corners, we have that the asymptotic expansion of the integral exists. In addition, we can compute the constant coefficient of the expansion of the trace using the expansion of the heat kernels. This is:

$$\begin{aligned}
& \frac{2}{\alpha} \int_{S_\alpha \setminus (\text{Supp}(\chi_\alpha) \cup \text{Supp}(\chi_c))} \log(r) (\chi_i H_i + \chi_e H_e + \chi_a H_\mathbb{D}) \, dA \\
&= \frac{2}{\alpha} \frac{1}{4\pi t} \int_{S_\alpha \setminus (\text{Supp}(\chi_\alpha) \cup \text{Supp}(\chi_c))} \log(r) (\chi_i + \chi_e + \chi_a) \, dA \\
&\quad + \frac{2}{\alpha} \frac{1}{8\sqrt{\pi t}} \int_{\partial(S_\alpha) \setminus \partial(\text{Supp}(\chi_\alpha) \cup \text{Supp}(\chi_c))} \log(r) (\chi_i + \chi_e + \chi_a) \, ds \\
&\quad + \frac{2}{\alpha} \frac{1}{24\pi} \int_{S_\alpha \setminus (\text{Supp}(\chi_\alpha) \cup \text{Supp}(\chi_c))} \log(r) (\chi_i + \chi_e + \chi_a) \text{Scal}_g \, dA \\
&\quad + \frac{2}{\alpha} \frac{1}{12\pi} \int_{\partial(S_\alpha) \setminus \partial(\text{Supp}(\chi_\alpha) \cup \text{Supp}(\chi_c))} \log(r) (\chi_i + \chi_e + \chi_a) \kappa_g \, ds + O\left(t^{1/2}\right).
\end{aligned}$$

Observing that the scalar curvature is zero, the logarithm vanishes on the boundary of S_α where $r = 1$, and the geodesic curvature of the straight edges is zero, we have that the constant terms vanish:

$$\begin{aligned}
& \frac{2}{\alpha} \frac{1}{24\pi} \int_{S_\alpha \setminus (\text{Supp}(\chi_\alpha) \cup \text{Supp}(\chi_c))} \log(r) (\chi_i + \chi_e + \chi_a) \text{Scal}_g \, dA \\
&\quad + \frac{2}{\alpha} \frac{1}{12\pi} \int_{\partial(S_\alpha) \setminus \partial(\text{Supp}(\chi_\alpha) \cup \text{Supp}(\chi_c))} \log(r) (\chi_i + \chi_e + \chi_a) \kappa_g \, ds = 0.
\end{aligned}$$

For the integral

$$\frac{2}{\alpha} \int_{(\text{Supp}(\chi_\alpha) \setminus \mathcal{N}_\alpha) \cup (\text{Supp}(\chi_c) \setminus \mathcal{N}_c)} \log(r) \sum_{* \in \{\alpha, i, e, a, c\}} \chi_* H_* \, dA,$$

we note that in both cases the points in $\text{Supp}(\chi_\alpha) \setminus \mathcal{N}_\alpha$ and $\text{Supp}(\chi_c) \setminus \mathcal{N}_c$ are either interior points or points in the smooth boundary of S_α . It follows then from the locality principle of the heat kernels, that this case is the same case as above. Therefore there exists an asymptotic expansion of the integral given in (3.4) for small values of time. Moreover, this expansion does not contain $\log(t)$ terms, and its constant term vanishes.

The existence of the asymptotic expansion of the integral over \mathcal{N}_α is proven in Sect. 6. In that section we compute as well the contributions of this integral to the coefficients $a_{2,0}$, and $a_{2,1}$, defined in Eq. (1.4).

Unlike the neighborhood \mathcal{N}_α , there is no “purely local” contribution from the other two corners in the sector, apart from the contribution due to the short time expansion of the heat trace given in (3.3). In order to prove this, we need to consider the heat kernel of the unit half disk; let $H_{\mathbb{D}_+}$ denote this heat kernel, with the Dirichlet boundary condition. Let $H_{\mathbb{D}}$ denote the heat kernel for the unit disk with Dirichlet boundary condition. Using the method of images, the heat kernel for the half disk can be written in terms of the heat kernel for the unit disk as follows:

$$H_{\mathbb{D}_+}(r, \theta, r', \theta', t) = H_{\mathbb{D}}(r, \theta, r', \theta', t) - H_{\mathbb{D}}(r, \theta, r', -\theta', t). \quad (3.5)$$

We will use the fact that the unit disk is a manifold with boundary to prove that these corners do not contribute to our formula. To accomplish this, we need to consider the associated heat space for the unit disk, in the sense of [32, Chap. 7].

The heat space for the disk can be constructed following [31, §3.1]. We shall see that the polyhomogeneity of the heat kernel on this space follows from [31, Theorem 1.2]. This may not be immediately apparent, because in [31], the authors consider compact manifolds with edges. A compact manifold with boundary is a particular case of a compact manifold with edges in which the fiber of the cone is a point, $F = \{p\}$, and the lower dimensional stratum is the boundary, $B = \partial M$. For more details in this simplified case we also refer to [15, 32].

3.3.1 The Heat Space

The heat space associated to the unit disk in \mathbb{R}^2 is a manifold with corners obtained by performing two parabolic blow-ups of submanifolds of $\mathbb{D} \times \mathbb{D} \times \mathbb{R}^+$. Let

$$\mathcal{D}_0 := \{(p, p, 0) \in \mathbb{D} \times \mathbb{D} \times \mathbb{R}^+, p \in \mathbb{D}\}.$$

In order to construct the heat space we need to first perform parabolic blow-up of

$$\mathcal{D}_b := \mathcal{D}_0 \cap (\partial \mathbb{D} \times \partial \mathbb{D} \times \mathbb{R}^+).$$

The notation for this blown-up space is

$$[\mathbb{D} \times \mathbb{D} \times \mathbb{R}^+; \mathcal{D}_b, dt].$$

The notation dt indicates that the blow-up is parabolic in the direction of the conormal bundle, dt . In [32, Chap. 7] (see also [28]), it is shown that there is a unique minimal differential structure with respect to which smooth functions on $\mathbb{D}^2 \times \mathbb{R}^+$ and parabolic polar coordinates around \mathcal{D}_b are smooth in the space $[\mathbb{D} \times \mathbb{D} \times \mathbb{R}^+; \mathcal{D}_b, dt]$. We recall that the parabolic polar coordinates around \mathcal{D}_b are $R = \sqrt{s^2 + (s')^2 + t}$ and $\Theta = (t/R^2, s/R, s'/R)$ on $\mathbb{D}^2 \times \mathbb{R}^+$, where s and s' are boundary defining functions for $\partial \mathbb{D}$ in each copy of \mathbb{D} . As a set, this space is equivalently given by the disjoint union

$$[\mathbb{D}^2 \times \mathbb{R}^+; \mathcal{D}_b, dt] = \left((\mathbb{D}^2 \times \mathbb{R}^+) \setminus \mathcal{D}_b \right) \sqcup (\text{PN}^+(\mathcal{D}_b)/\mathbb{R}^+),$$

where $\text{PN}^+(\mathcal{D}_b)/\mathbb{R}^+$ the interior parabolic normal bundle of \mathcal{D}_b in $\mathbb{D}^2 \times \mathbb{R}^+$. This space can also be defined using equivalence classes of curves in analogue to the b -blowup in the b -heat space of [32, Chap. 7]; specifically see [32, pp. 274–275]. For a schematic diagram of the first blow-up, we refer to [31, Fig. 2].

Next, the diagonal away from the boundary is blown up at $t = 0$. We note that although the heat space is itself unchanged under the order of blowing up (see [28, Proposition 3.13]), the heat kernel is sensitive to which order the blow-up is performed

(see [32, exercise 7.19]). In the notation of Melrose (see [32, §4 and §7]), the heat space is then

$$\mathbb{D}_h^2 := [\mathbb{D} \times \mathbb{D} \times [0, \infty); \mathcal{D}_b, dt; \mathcal{D}_0, dt].$$

Specifically, let \mathcal{D}_1 denote the lift of \mathcal{D}_0 to the intermediate space, $[\mathbb{D}^2 \times \mathbb{R}^+; \mathcal{D}_b, dt]$. The second step is to blow up $[\mathbb{D}^2 \times \mathbb{R}^+; \mathcal{D}_b, dt]$ along \mathcal{D}_1 , parabolically in the t direction. As a set, this space is given by the disjoint union

$$[\mathbb{D}^2 \times \mathbb{R}^+; \mathcal{D}_b, dt; \mathcal{D}_0, dt] = \left([\mathbb{D}^2 \times \mathbb{R}^+; \mathcal{D}_b, dt] \setminus \mathcal{D}_1 \right) \sqcup (\text{PN}^+(\mathcal{D}_1)/\mathbb{R}^+),$$

where $\text{PN}^+(\mathcal{D}_1)/\mathbb{R}^+$ is the interior parabolic normal bundle of \mathcal{D}_1 in $[\mathbb{D}^2 \times \mathbb{R}^+; \mathcal{D}_b, dt]$. This space can also be defined using equivalence classes of curves in analogue to the b -blowup in the b -heat space of [32, Chap. 7], as explained above.

The heat space is a manifold with corners which has five codimension one boundary hypersurfaces, also known as boundary faces. For a schematic diagram of this heat space, we refer to [31, Fig. 3]. The left and right boundary faces, \mathcal{L} and \mathcal{R} are given by the lifts to \mathbb{D}_h^2 of $\partial\mathbb{D} \times \mathbb{D} \times [0, \infty)$ and $\mathbb{D} \times \partial\mathbb{D} \times [0, \infty)$, respectively. The remaining three boundary faces are at the lift of $\{t = 0\}$. Denote by \mathcal{B} the face created by blowing up \mathcal{D}_b , and by \mathcal{D} the face created by blowing up \mathcal{D}_0 . Let $\beta: \mathbb{D}_h^2 \rightarrow \mathbb{D} \times \mathbb{D} \times [0, \infty)$ denote the blow-down map. Then the last boundary face, the temporal boundary¹ denoted by \mathcal{T} is given by the closure of

$$\beta^{-1}(\mathbb{D} \times \mathbb{D} \times \{0\}) \setminus (\mathcal{B} \cup \mathcal{D}).$$

We denote the boundary defining functions correspondingly by $\rho_{\mathcal{L}}$, $\rho_{\mathcal{R}}$, $\rho_{\mathcal{B}}$, $\rho_{\mathcal{D}}$, and $\rho_{\mathcal{T}}$. Then we note that t lifts to \mathbb{D}_h^2 as

$$\beta^*(t) = \rho_{\mathcal{T}} \rho_{\mathcal{B}}^2 \rho_{\mathcal{D}}^2.$$

3.3.2 Polyhomogeneous Conormal Distributions on Manifolds with Corners

The heat space is a *manifold with corners*. An important class of distributions on manifolds with corners is the class of polyhomogeneous conormal distributions, which we abbreviate as *pc distributions*. We recall how these are defined in general. Let X be an n -dimensional manifold with corners. By definition (see [28, §2A]), X is locally modeled diffeomorphically near each point by a neighborhood of the origin in the product $(\mathbb{R}^+)^k \times \mathbb{R}^{n-k}$. Here by locally modeled we mean analogous to the definition of an n -dimensional Riemannian manifold being locally modeled by neighborhoods of \mathbb{R}^n . Let $\{M_i\}_{i=1}^J$ denote the codimension one boundary faces, which we simply refer to as boundary faces. Let \mathcal{V}_b be the space of smooth vector fields on X which are tangent to all boundary faces.

¹ In the terminology of [31], \mathcal{B} is known as the front face, ff, \mathcal{D} is known as the temporal diagonal, td, and \mathcal{T} is known as the temporal face, tf.

For a point $q \in \partial X$ contained in a corner of maximal codimension k , choose coordinates (x^1, \dots, x^k, y) near q , where x^i are defining functions for the boundary hypersurfaces M_{i1}, \dots, M_{ik} intersecting the corner at q , and y is a set of coordinates along this codimension k corner. Then \mathcal{V}_b is in this context spanned over $\mathcal{C}^\infty(X)$ near q by $\{x^1 \partial_{x^1}, \dots, x^k \partial_{x^k}, \partial_{y^\alpha}\}$. The conormal space is

$$\mathcal{A}^0(X) = \{u: V_1, \dots, V_l u \in L^\infty(X), \forall V_i \in \mathcal{V}_b, \text{ and } \forall l\}.$$

To motivate the notion of polyhomogeneity, consider first the case in which there is only boundary face, ∂X , defined by x . Then we say that u is polyhomogeneous if u admits an expansion

$$u \sim \sum_{\Re s_j \rightarrow \infty} \sum_{p=0}^{p_j} x^{s_j} (\log x)^p a_{j,p}(x, y), \quad a_{j,p} \in \mathcal{C}^\infty(X).$$

Here the first index is over $\{s_j\}_{j \in \mathbb{N}} \subset \mathbb{C}$ whereas the second sum is over a finite set (for each j) of non-negative integers. When X has many possibly intersecting codimension one boundary components, then a polyhomogeneous conormal distribution is required to have such expansions at the interior of each boundary face with product type expansions at the corners. To be more precise, beginning with the highest codimension corners, which have no boundary, one demands the existence of such an expansion, and then one proceeds inductively to the lower codimension corners and finally to the boundary faces.

Lemma 4 *The heat kernel, $H_{\mathbb{D}}$, lifted to $\mathbb{D}_{\mathbb{H}}^2$ is a polyhomogeneous conormal distribution.*

Proof The polyhomogeneity and conormality of $\beta^*(H_{\mathbb{D}})$ both follow from [31, Theorem 1.2]. Specifically, as noted above, the unit disk is an example of an edge manifold, and in this case, the heat kernel with Dirichlet boundary condition is the Friedrichs heat kernel. \square

Recall Eq. (3.5) where the heat kernel for the upper half disk is given by the method of images. We define the involution $f: \mathbb{D} \times \mathbb{D} \times [0, \infty) \rightarrow \mathbb{D} \times \mathbb{D} \times [0, \infty)$ by

$$f(r, \theta, r', \theta', t) = (r, \theta, r', -\theta', t).$$

Then, the reflected term is simply $H_{\mathbb{D}} \circ f$. Moreover, we note that f^2 is the identity map, and thus $f = f^{-1}$. Let us denote

$$\mathcal{D}'_0 = \{(r, \theta, r, -\theta, 0): (r, \theta) \in \mathbb{D}\} \subset \mathbb{D} \times \mathbb{D} \times [0, \infty),$$

and we observe that

$$\mathcal{D}'_0 = f(\mathcal{D}_0).$$

Then, it follows immediately from Lemma 4 that $H_{\mathbb{D}} \circ f$ lifts to a polyhomogeneous conormal distribution on

$$[\mathbb{D} \times \mathbb{D} \times [0, \infty); \mathcal{D}'_0 \cap \partial\mathbb{D} \times \partial\mathbb{D}, dt; \mathcal{D}'_0, dt].$$

We therefore immediately obtain

Corollary 1 *Let*

$$\begin{aligned} \tilde{\mathbb{D}}_{\mathbb{h}}^2 := & \left[\mathbb{D} \times \mathbb{D} \times [0, \infty); \mathcal{D}_0 \cap \mathcal{D}'_0 \cap \partial\mathbb{D}^2, dt; \mathcal{D}_0 \cap \partial\mathbb{D}^2, dt; \right. \\ & \left. \mathcal{D}'_0 \times \partial\mathbb{D}^2, dt; \mathcal{D}_0 \cap \mathcal{D}'_0, dt; \mathcal{D}_0, dt; \mathcal{D}'_0, dt \right], \end{aligned}$$

where $\partial\mathbb{D}^2$ denotes $\partial\mathbb{D} \times \partial\mathbb{D}$, and we have slightly abused the notation by not including the time variable when it is clear from the context. Then, the function

$$H_{\mathbb{D}} - H_{\mathbb{D}} \circ f,$$

lifts to $\tilde{\mathbb{D}}_{\mathbb{h}}^2$ to a polyhomogeneous conormal distribution. Moreover, the product,

$$\log(r) (H_{\mathbb{D}} - H_{\mathbb{D}} \circ f),$$

also lifts to $\tilde{\mathbb{D}}_{\mathbb{h}}^2$ to a polyhomogeneous conormal distribution.

Proof By the preceding lemma, $H_{\mathbb{D}}$ lifts to be polyhomogeneous conormal on $\mathbb{D}_{\mathbb{h}}^2$ and therefore also on $\tilde{\mathbb{D}}_{\mathbb{h}}^2$. In particular, performing additional blow-ups does not introduce any problems for $H_{\mathbb{D}}$. By the observation that f^2 is the identity map, and $f(\mathcal{D}_0) = \mathcal{D}'_0$, the same argument shows that $H_{\mathbb{D}} \circ f$ also lifts to be polyhomogeneous conormal. The function $\log(r)$ is already polyhomogeneous conormal on $\mathbb{D} \times \mathbb{D} \times [0, \infty)$, and thus it remains polyhomogeneous conormal when lifted to $\tilde{\mathbb{D}}_{\mathbb{h}}^2$. \square

Lemma 5 *Let \mathcal{N}_{ϵ} denote the union of two neighborhoods of radius $\epsilon < 1/3$ about the corners in S_{α} where the circular arcs meet the straight edges. Then the trace,*

$$\int_{\mathcal{N}_{\epsilon}} \log(r) H_{\mathbb{D}_+}(t, r, \phi, r, \phi) r dr d\phi,$$

has an asymptotic expansion as $t \downarrow 0$ which contains only integer and half-integer powers of t , and no $\log(t)$ terms. Let $\alpha(\epsilon)$ denote the coefficient of t^0 in this expansion. Then

$$\lim_{\epsilon \rightarrow 0} \alpha(\epsilon) = 0.$$

Proof By symmetry, it suffices to compute the trace near the point $(1, 0)$. The heat kernel for the upper half disk can be written as

$$H_{\mathbb{D}_+} = H_{\mathbb{D}} - H_{\mathbb{D}} \circ f.$$

By Corollary 1, the product

$$\log(r) (H_{\mathbb{D}} - H_{\mathbb{D}} \circ f),$$

lifts to a polyhomogeneous conormal distribution on $\widetilde{\mathbb{D}}_{\mathbf{h}}^2$. We compute the lift of

$$r = 1 - (1 - r) = 1 - s,$$

given by

$$\beta^*(r) = 1 - \beta^*(s) = 1 - \rho_{\mathcal{L}}\rho_{\mathcal{B}}.$$

Then, $\log(r) = \log(1 - (1 - r))$, and so we compute its lift

$$\beta^*(\log(r)) = \beta^*(\log(1 - (1 - r))) = \log(1 - \rho_{\mathcal{B}}\rho_{\mathcal{L}}).$$

This is a smooth function near \mathcal{B} and \mathcal{L} and admits an asymptotic expansion there,

$$\log(1 - \rho_{\mathcal{B}}\rho_{\mathcal{L}}) = \sum_{k \geq 1} -\frac{(\rho_{\mathcal{B}}\rho_{\mathcal{L}})^k}{k}, \text{ near } \mathcal{L} \text{ and } \mathcal{B}.$$

We know from [31] that the lifts of $H_{\mathbb{D}}$ and $H_{\mathbb{D}} \circ f$ to $\widetilde{\mathbb{D}}_{\mathbf{h}}^2$ contain integer and half-integer powers of the boundary defining functions, but they do not contain any log terms. Hence, blowing down, or equivalently computing the trace near the lift of the point $(1, 0)$, by the pushforward theorem there is an expansion as $t \downarrow 0$ which contains only integer and half-integer powers of t , and in particular, no $\log(t)$ terms. As a consequence, only the coefficient of t^0 may enter into our Polyakov formula, hence it is the only coefficient of interest to us. We estimate this coefficient.

Let $\mathcal{N}_{\varepsilon}$ be the intersection of S_{α} with a disk of radius ε centered at $(1, 0)$. We then use the existence of the asymptotic expansion to write

$$\int_{\mathcal{N}_{\varepsilon}} \log(r) H_{\mathbb{D}+}(t, r, \phi, r, \phi) r dr d\phi \sim \alpha(\varepsilon) t^0 + R(\varepsilon, t), \quad t \downarrow 0.$$

Note that

$$\|\log(r)\|_{\infty} = O(\varepsilon) \quad \text{for all points } (r, \theta) \in \mathcal{N}_{\varepsilon}.$$

Hence, we estimate

$$\left| \int_{\mathcal{N}_{\varepsilon}} \log(r) H_{\mathbb{D}+}(t, r, \phi, r, \phi) r dr d\phi \right| \leq O(\varepsilon) \int_{\mathcal{N}_{\varepsilon}} H_{\mathbb{D}+}(t, r, \phi, r, \phi) r dr d\phi.$$

Now, on the right we have the asymptotic expansion of $H_{\mathbb{D}_+}$ near this corner,

$$\begin{aligned} \int_{\mathcal{N}_\varepsilon} H_{\mathbb{D}_+}(t, r, \phi, r, \phi) r dr d\phi &\sim \frac{|\mathcal{N}_\varepsilon|}{4\pi t} - \frac{|\partial\mathcal{N}_\varepsilon \cap \partial\mathbb{D}_+|}{8\sqrt{\pi t}} \\ &\quad + \frac{|\partial\mathcal{N}_\varepsilon \cap \partial\mathbb{D}|}{12\pi} + \frac{\pi^2 - (\pi/2)^2}{12\pi^2} + O(\sqrt{t}), \quad t \downarrow 0. \end{aligned}$$

Above, $|\mathcal{N}_\varepsilon|$, $|\partial\mathcal{N}_\varepsilon \cap \partial\mathbb{D}_+|$, $|\partial\mathcal{N}_\varepsilon \cap \partial\mathbb{D}|$ denote area and perimeters, respectively. We note that the curvature along the boundary is one, and the angle at which the circular arc meets the straight edge is $\pi/2$. These two observations lead to the computation above of the t^0 term. Consequently, we have the estimate,

$$\begin{aligned} \left| \int_{\mathcal{N}_\varepsilon} \log(r) H_{\mathbb{D}_+}(t, r, \phi, r, \phi) r dr d\phi \right| &\leq O(\varepsilon) \left(\frac{|\mathcal{N}_\varepsilon|}{4\pi t} - \frac{|\partial\mathcal{N}_\varepsilon \cap \partial\mathbb{D}_+|}{8\sqrt{\pi t}} \right. \\ &\quad \left. + \frac{|\partial\mathcal{N}_\varepsilon \cap \partial\mathbb{D}|}{12\pi} + \frac{\pi^2 - (\pi/2)^2}{12\pi^2} + O(\sqrt{t}) \right), \quad t \downarrow 0. \end{aligned}$$

Letting $\varepsilon \downarrow 0$, for any $t > 0$, the right side vanishes. Moreover, letting $\varepsilon = t$, then as $t = \varepsilon \downarrow 0$, the right side also vanishes. This requires the coefficient, $\alpha(\varepsilon)$, to vanish as $\varepsilon \downarrow 0$, because the term $\alpha(\varepsilon)t^0$ is independent of t .

Finally, we note that a similar argument cannot be applied to the corner at the origin in the original sector, that is the corner of opening angle, α , at which the conformal factor has a logarithmic singularity. First and foremost, we cannot bring out the L^∞ norm of the log there. \square

4 The Variational Polyakov Formula

Let A be an integral operator on $L^2(Q, h_\gamma)$ with kernel $K_A(z, z')$. The transformed operator $\Phi_\gamma A \Phi_\gamma^{-1}$ on the Hilbert space $L^2(Q, g)$ induced by the conformal transformation $\Phi_\gamma f = e^{\sigma_\gamma} f$ has integral kernel $e^{\sigma_\gamma(z)} K_A(z, z') e^{\sigma_\gamma(z')}$. This follows from the transformation of the area element and

$$\begin{aligned} (\Phi_\gamma A \Phi_\gamma^{-1} f)(z) &= \Phi_\gamma \left(\int_Q K_A(z, z') e^{-\sigma_\gamma(z')} f(z') dA_{h_\gamma}(z') \right) \\ &= e^{\sigma_\gamma(z)} \int_Q K_A(z, z') e^{-\sigma_\gamma(z')} f(z') e^{2\sigma_\gamma(z')} dA \\ &= \int_Q e^{\sigma_\gamma(z)} K_A(z, z') e^{\sigma_\gamma(z')} f(z') dA(z'), \end{aligned}$$

for $f \in L^2(Q, g)$.

Thus

$$\begin{aligned}\mathrm{Tr}_{L^2(Q,g)}\left(\Phi_\gamma A \Phi_\gamma^{-1}\right) &= \int_Q K_A(z, z) e^{2\sigma_\gamma(z)} dA(z) \\ &= \int_Q K_A(z, z) dA_{h_\gamma}(z) = \mathrm{Tr}_{L^2(Q,h_\gamma)}(A).\end{aligned}$$

4.1 Differentiation of the Operators

As we saw in Eq. (2.9), the domains of the family $\{H_\gamma\}_\gamma$ nest. In order to compute the derivative with respect to the angle at $\gamma = \alpha$, one would like to apply both H_γ and H_α to the elements in the domain of H_α . There are subtleties which arise, but we can remedy them.

Lemma 6 *Let $0 < \beta \leq \alpha < \pi$, and $\beta \leq \gamma < \pi$. Then the following one-sided derivatives*

$$\left.\frac{dH_\gamma}{d\gamma^-}\right|_{\gamma=\alpha} \quad \text{for } \beta < \alpha, \quad \text{and} \quad \left.\frac{dH_\gamma}{d\gamma^+}\right|_{\gamma=\alpha} \quad \text{for } \beta \leq \alpha,$$

are well defined. In both cases we have

$$\frac{\partial H_\gamma}{\partial \gamma^\pm} = \dot{H}_\gamma = \left(\frac{\partial \sigma_\gamma}{\partial \gamma}\right) H_\gamma + \Phi_\gamma \left(\frac{\partial \Delta_{h_\gamma}}{\partial \gamma}\right) \Phi_\gamma^{-1} - \Phi_\gamma \Delta_{h_\gamma} \left(\frac{\partial \sigma_\gamma}{\partial \gamma}\right) \Phi_\gamma^{-1}. \quad (4.1)$$

Proof The formal expression for \dot{H}_γ follows from a straightforward computation. For the left derivative, we have that $\gamma, \beta < \alpha$. Since $\mathrm{Dom}(H_\alpha) \subset \mathrm{Dom}(H_\gamma)$ for each $\gamma < \alpha$, we can apply both the operators H_α and H_γ to all elements of the domain of H_α and let $\gamma \uparrow \alpha$. The derivative $\left.\frac{dH_\gamma}{d\gamma^-}\right|_{\gamma=\alpha}$ is therefore computed in this way and given by (4.1). We can then let $\beta \uparrow \alpha$.

For the right derivative $\gamma > \alpha$, and we let $\beta := \alpha$. In this case we cannot apply both operators H_γ and H_α to all elements of $\mathrm{Dom}(H_\alpha)$ because there might be functions $f \in \mathrm{Dom}(H_\alpha) \setminus \mathrm{Dom}(H_\gamma)$. However, for such a function there is a sequence $\{f_n\}_n$ in $C_0^\infty(Q, g)$ with $f_n \rightarrow f$ in $\mathrm{Dom}(H_\alpha)$, since smooth and compactly supported functions are dense in the domain of the operator. Then, for $f \in \mathrm{Dom}(H_\alpha) \setminus \mathrm{Dom}(H_\gamma)$ we define

$$\left.\frac{dH_\gamma}{d\gamma^+}\right|_{\gamma=\alpha} f := \lim_{n \rightarrow \infty} \left.\frac{dH_\gamma}{d\gamma^+}\right|_{\gamma=\alpha} f_n, \quad (4.2)$$

and we shall see that this limit is well defined. For any $n \in \mathbb{N}$

$$\begin{aligned}
 \left. \frac{dH_\gamma}{d\gamma^+} \right|_{\gamma=\alpha} f_n &= \frac{1}{\alpha} (1 + \log(\rho)) \Delta_\alpha f_n \\
 &\quad - 2 \frac{1}{\alpha} (1 + \log(\rho)) \Delta_\alpha f_n - \Delta_\alpha \left(\frac{1}{\alpha} (1 + \log(\rho)) f_n \right) \\
 &= -\frac{1}{\alpha} (1 + \log(\rho)) \Delta_\alpha f_n - \frac{1}{\alpha} (1 + \log(\rho)) \Delta_\alpha f_n \\
 &\quad + 2g \left(\nabla_\alpha \frac{1}{\alpha} (1 + \log(\rho)), \nabla_\alpha f_n \right) - \frac{1}{\alpha} \mathcal{M}_{\Delta_\alpha(1-\log(\rho))} f_n \\
 &= -\frac{2}{\alpha} (1 + \log(\rho)) \Delta_\alpha f_n + \frac{2}{\alpha} \rho^{-1} \partial_\rho f_n.
 \end{aligned}$$

The expression simplifies as above upon the observation that $\Delta_\alpha(1 + \log(\rho)) = 0$. Since $\alpha = \beta$, $\text{Dom}(H_\alpha) = \text{Dom}(\Delta) = H_0^1(Q, dA) \cap \rho^2 H_b^2(Q, dA)$, and by assumption $f_n \rightarrow f$ in $\text{Dom}(H_\alpha)$. Consequently,

$$\Delta_\alpha f_n \rightarrow \Delta_\alpha f \quad \text{and} \quad \rho^{-1} \partial_\rho f_n \rightarrow \rho^{-1} \partial_\rho f, \quad \text{in } L^2(Q, g). \quad (4.3)$$

By the Cauchy–Schwarz inequality,

$$\int_Q |(\log \rho) (\Delta_\alpha f_n - \Delta_\alpha f)| dA \leq \| \log(\rho) \|_{L^2(Q, dA)} \| \Delta_\alpha f_n - \Delta_\alpha f \|_{L^2(Q, dA)},$$

which tends to 0 as $n \rightarrow \infty$ by the assumption that $f_n \rightarrow f$ in $\text{Dom}(H_\alpha)$. We therefore have the $L^1(Q, g)$ convergence

$$(\log \rho) \Delta_\alpha f_n \rightarrow (\log \rho) \Delta_\alpha f.$$

This convergence together with the $L^2(Q, g)$ convergence given in Eq.(4.3) above (which implies L^1 convergence because Q is compact) shows that

$$\begin{aligned}
 \lim_{n \rightarrow \infty} \left. \frac{dH_\gamma}{d\gamma^+} \right|_{\gamma=\alpha} f_n &= \lim_{n \rightarrow \infty} -\frac{2}{\alpha} (1 + \log(\rho)) \Delta_\alpha f_n + \frac{2}{\alpha} \rho^{-1} \partial_\rho f_n \\
 &= -\frac{2}{\alpha} (1 + \log(\rho)) \Delta_\alpha f + \frac{2}{\alpha} \rho^{-1} \partial_\rho f.
 \end{aligned} \quad (4.4)$$

The above limit is in $L^1(Q, g)$ and is well defined for all $f \in \text{Dom}(H_\alpha)$ because it is independent of the choice of approximating sequence $f_n \in C_0^\infty$. This shows that we may indeed define the right derivative in (4.2), and it is equal to (4.4). \square

Remark 3 Although the definitions of σ_γ , h_γ , Q , and H_γ depend on the choice of β , the final variational formula is independent of this choice since, in the end, everything is pulled back to the original sector S_α , and β drops out of the equations. We only require this parameter to rigorously differentiate the trace; the sector $Q = S_\beta$ and the choice of β are part of an auxiliary construction.

Proposition 5 *Let H_γ be as in Eq. (2.9). Then the derivative of the transformed heat operators is*

$$\begin{aligned} \frac{d}{d\gamma} \text{Tr}_{L^2(Q,g)} \left(\Phi_\gamma e^{-t\Delta_{h_\gamma}} \Phi_\gamma^{-1} \right) &= -t \text{Tr}_{L^2(Q,g)} \left(\dot{H}_\gamma e^{-tH_\gamma} \right) \\ &= -t \text{Tr}_{L^2(Q,h_\gamma)} \left(\dot{\Delta}_{h_\gamma} e^{-t\Delta_{h_\gamma}} \right), \end{aligned}$$

where $\dot{\Delta}_{h_\gamma} \equiv \frac{\partial}{\partial \gamma} \Delta_{h_\gamma} \Big|_\gamma = -2(\partial_\gamma \sigma_\gamma) \Delta_{h_\gamma}$.

Proof Although the proof of this proposition is standard in the boundaryless case, we include some details to show that the statement also holds in our case. Following the same computation as in [3, Lemma 5.1] and [34],

$$\frac{d}{d\gamma} \text{Tr}_{L^2(Q,g)} \left(\Phi_\gamma e^{-t\Delta_{h_\gamma}} \Phi_\gamma^{-1} \right) = \text{Tr}_{L^2(Q,g)} \left(\frac{d}{d\gamma} e^{-tH_\gamma} \right).$$

Let $\gamma_2 > \gamma_1$. Duhamel's principle is well known and often used in the settings of both manifolds with boundaries and conical singularities; see [9]. We apply this principle in terms of the operators

$$e^{-tH_{\gamma_1}} - e^{-tH_{\gamma_2}} = \int_0^t -e^{-sH_{\gamma_1}} H_{\gamma_1} e^{-(t-s)H_{\gamma_2}} + e^{-sH_{\gamma_1}} H_{\gamma_2} e^{-(t-s)H_{\gamma_2}} ds.$$

Notice that the product $H_{\gamma_1} e^{-(t-s)H_{\gamma_2}}$ is well defined since $e^{-(t-s)H_{\gamma_2}}$ maps $L^2(Q, g)$ onto $\text{Dom}(H_{\gamma_2})$ and $\text{Dom}(H_{\gamma_2}) \subset \text{Dom}(H_{\gamma_1})$. Then for $f \in L^2(Q, g)$, $e^{-(t-s)H_{\gamma_2}} f \in \text{Dom}(H_{\gamma_1})$.

Dividing by $\gamma_1 - \gamma_2$ the previous equation and letting $\gamma_2 \rightarrow \gamma_1$, we obtain

$$\frac{d}{d\gamma} e^{-tH_\gamma} \Big|_{\gamma=\gamma_1} = - \int_0^t e^{-sH_{\gamma_1}} \left(\frac{d}{d\gamma} H_\gamma \Big|_{\gamma=\gamma_1} \right) e^{-(t-s)H_{\gamma_1}} ds.$$

Therefore since the heat operators are trace class

$$\frac{d}{d\gamma} \text{Tr}_{L^2(Q,g)} \left(\Phi_\gamma e^{-t\Delta_{h_\gamma}} \Phi_\gamma^{-1} \right) = -t \text{Tr}_{L^2(Q,g)} \left(\dot{H}_\gamma e^{-tH_\gamma} \right). \quad (4.5)$$

We computed $\frac{\partial}{\partial \gamma} H_\gamma$ in Eq. (4.1). Substituting its value into our calculation above, we obtain

$$\begin{aligned}
 & \text{Tr}_{L^2(Q,g)} \left(\dot{H}_\gamma e^{-tH_\gamma} \right) \\
 &= \text{Tr}_{L^2(Q,g)} \left(\left((\partial_\gamma \sigma_\gamma) H_\gamma + \Phi_\gamma (\partial_\gamma \Delta_{h_\gamma}) \Phi_\gamma^{-1} - \Phi_\gamma \Delta_{h_\gamma} (\partial_\gamma \sigma_\gamma) \Phi_\gamma^{-1} \right) e^{-tH_\gamma} \right) \\
 &= \text{Tr}_{L^2(Q,g)} \left(\Phi_\gamma \left((\partial_\gamma \sigma_\gamma) \Delta_{h_\gamma} e^{-t\Delta_{h_\gamma}} \right. \right. \\
 &\quad \left. \left. + (\partial_\gamma \Delta_{h_\gamma}) e^{-t\Delta_{h_\gamma}} - \Delta_{h_\gamma} (\partial_\gamma \sigma_\gamma) e^{-t\Delta_{h_\gamma}} \right) \Phi_\gamma^{-1} \right) \\
 &= \text{Tr}_{L^2(Q,h_\gamma)} \left((\partial_\gamma \sigma_\gamma) \Delta_{h_\gamma} e^{-t\Delta_{h_\gamma}} + \dot{\Delta}_{h_\gamma} e^{-t\Delta_{h_\gamma}} - \Delta_{h_\gamma} (\partial_\gamma \sigma_\gamma) e^{-t\Delta_{h_\gamma}} \right) \\
 &= \text{Tr}_{L^2(Q,h_\gamma)} \left(\dot{\Delta}_{h_\gamma} e^{-t\Delta_{h_\gamma}} \right),
 \end{aligned}$$

where we have used that the operators $(\partial_\gamma \sigma_\gamma) H_\gamma e^{-tH_\gamma}$, $\Phi_\gamma (\partial_\gamma \Delta_{h_\gamma}) \Phi_\gamma^{-1} e^{-tH_\gamma}$, and $\Phi_\gamma \Delta_{h_\gamma} (\partial_\gamma \sigma_\gamma) \Phi_\gamma^{-1} e^{-tH_\gamma}$ are trace class in $L^2(Q, g)$; see Lemma 3. Since the operators are all trace class, the first and third terms cancel due to commutation of the operators when taking the trace. \square

Proof of Theorem 2 In order to prove Theorem 2, we differentiate the spectral zeta function with respect to the angle γ as in Eq. (2.2).

We start by noticing the equality of the following traces:

$$\text{Tr}_{L^2(S_\gamma,g)} (e^{-t\Delta_\gamma}) = \text{Tr}_{L^2(Q,h_\gamma)} (e^{-t\Delta_{h_\gamma}}) = \text{Tr}_{L^2(Q,g)} (e^{-tH_\gamma}).$$

Then, from Proposition 5 we have

$$\begin{aligned}
 \left. \frac{\partial}{\partial \gamma} \text{Tr}_{L^2(S_\gamma,g)} (e^{-t\Delta_\gamma}) \right|_{\gamma=\alpha} &= -t \text{Tr}_{L^2(Q,h_\alpha)} (\dot{\Delta}_{h_\alpha} e^{-t\Delta_{h_\alpha}}) \\
 &= 2t \text{Tr}_{L^2(Q,h_\alpha)} \left(\left(\frac{1}{\alpha} + \frac{1}{\beta} \log \rho \right) \Delta_{h_\alpha} e^{-t\Delta_{h_\alpha}} \right),
 \end{aligned}$$

where we have replaced $(\delta \sigma_\alpha)$ by its value $\left(\frac{1}{\alpha} + \frac{1}{\beta} \log \rho \right)$, and we have used that the Laplacian changes conformally in dimension 2. On the other hand,

$$\frac{\partial}{\partial t} \text{Tr}_{L^2(Q,h_\alpha)} ((\delta \sigma_\alpha) e^{-t\Delta_{h_\alpha}}) = -\text{Tr}_{L^2(Q,h_\alpha)} ((\delta \sigma_\alpha) \Delta_{h_\alpha} e^{-t\Delta_{h_\alpha}}).$$

The convergence above follows from the invariance of the trace and the estimates contained in Sect. 3.1, in particular Lemma 3.

Thus

$$\left. \frac{\partial}{\partial \gamma} \text{Tr}_{L^2(S_\gamma,g)} (e^{-t\Delta_\gamma}) \right|_{\gamma=\alpha} = -2t \frac{\partial}{\partial t} \text{Tr}_{L^2(Q,h_\alpha)} ((\delta \sigma_\alpha) e^{-t\Delta_{h_\alpha}}).$$

Notice that using the change of variables in Eq. (2.3) we obtain

$$\mathrm{Tr}_{L^2(Q, h_\alpha)} \left(\left(\frac{1}{\alpha} + \frac{1}{\beta} \log \rho \right) e^{-t \Delta_{h_\alpha}} \right) = \mathrm{Tr}_{L^2(S_\alpha, g)} \left(\frac{1}{\alpha} (1 + \log(r)) e^{-t \Delta_\alpha} \right).$$

Now, going back to the computation of $\delta \zeta'_{\Delta_\alpha}(0)$ and replacing the corresponding terms we have

$$\left. \frac{\partial}{\partial \gamma} \zeta_{\Delta_\gamma}(s) \right|_{\gamma=\alpha} = -\frac{2}{\Gamma(s)} \int_0^\infty t^s \frac{\partial}{\partial t} \mathrm{Tr}_{L^2(S_\alpha, g)} ((\delta \sigma_\alpha) e^{-t \Delta_{h_\alpha}}) dt.$$

Recall that upon changing variables, $\delta \sigma_\alpha(r, \phi) = \frac{1}{\alpha} (1 + \log(r))$. The next step is to integrate by parts. In order to be able to integrate by parts, we require appropriate estimates of the trace for large values of t and an asymptotic expansion of it for small values of t .

The large values of t are not problematic since

$$\mathrm{Tr}_{L^2(S_\alpha, g)} ((\delta \sigma_\alpha) e^{-t \Delta_\alpha}) = O(e^{-c'_\alpha t}), \quad \text{as } t \rightarrow \infty,$$

for some constant $c'_\alpha > 0$. This statement follows from a standard argument; see for example [3, Lemma 5.2]. Let $t > 1$ and write

$$(\delta \sigma_\alpha) e^{-t \Delta_\alpha} = (\delta \sigma_\alpha) e^{-\frac{1}{2} \Delta_\alpha} e^{-(t-\frac{1}{2}) \Delta_\alpha}.$$

The operator $(\delta \sigma_\alpha) e^{-\frac{1}{2} \Delta_\alpha}$ is trace class. Since the spectrum of the operator Δ_α is contained in $[c_\alpha, \infty)$ for some $c_\alpha > 0$, for $t > 1$ we have

$$\left\| e^{-(t-\frac{1}{2}) \Delta_\alpha} \right\|_{L^2(S_\alpha, g)} \leq e^{-c_\alpha(t-\frac{1}{2})}.$$

Thus for any $t > 1$, the trace satisfies the desired estimate:

$$\begin{aligned} |\mathrm{Tr}((\delta \sigma_\alpha) e^{-t \Delta_\alpha})| &\leq \left\| (\delta \sigma_\alpha) e^{-\frac{1}{2} \Delta_\alpha} e^{-(t-\frac{1}{2}) \Delta_\alpha} \right\|_1 \\ &\leq \left\| (\delta \sigma_\alpha) e^{-\frac{1}{2} \Delta_\alpha} \right\|_1 \left\| e^{-(t-\frac{1}{2}) \Delta_\alpha} \right\|_{L^2(S_\alpha, g)} \ll e^{-c'_\alpha t}, \end{aligned}$$

where $\|\cdot\|_1$ denotes the trace norm of the operator and $\|\cdot\|_{L^2(S_\alpha, g)}$ denotes the operator norm in $L^2(S_\alpha, g)$.

As for the small values of t , the existence of an asymptotic expansion is established in Theorem 1. Consequently, integration by parts gives

$$\left. \frac{\partial}{\partial \gamma} \zeta_{\Delta_\gamma}(s) \right|_{\gamma=\alpha} = \frac{2s}{\Gamma(s)} \int_0^\infty t^{s-1} \mathrm{Tr}_{L^2(S_\alpha, g)} ((\delta \sigma_\alpha) e^{-t \Delta_\alpha}) dt.$$

Now, we insert the asymptotic expansion for the trace proven in Theorem 1 to obtain

$$\begin{aligned} \left. \frac{\partial}{\partial \gamma} \zeta_{\Delta_\gamma}(s) \right|_{\gamma=\alpha} &= \frac{2}{\alpha} \frac{s}{\Gamma(s)} \int_0^1 t^{s-1} \left(a_0 t^{-1} + a_1 t^{-\frac{1}{2}} + a_{2,0} \log(t) \right. \\ &\quad \left. + a_{2,1} + f(t) \right) dt \\ &\quad + \frac{s}{\Gamma(s)} \int_1^\infty t^{s-1} \text{Tr}_{L^2(S_{\alpha,g})} (2 (\delta \sigma_\alpha) e^{-t \Delta_{h_\alpha}}) dt, \end{aligned}$$

where $f(t) = O\left(t^{\frac{1}{2}}\right)$. Thus

$$\left. \frac{\partial}{\partial \gamma} \zeta_{\Delta_\gamma}(s) \right|_{\gamma=\alpha} = \frac{2}{\alpha} \frac{s}{\Gamma(s)} \left(\frac{a_0}{s-1} + \frac{a_1}{s-\frac{1}{2}} - \frac{a_{2,0}}{s^2} + \frac{a_{2,1}}{s} + e(s) \right),$$

where $e(s)$ is analytic in s for $\text{Re}(s) > -1/2$. The Taylor expansion at $s = 0$ of the reciprocal Gamma function $\frac{1}{\Gamma(s)}$ has the form $\frac{1}{\Gamma(s)} = s + \gamma_e s^2 + O(s^3)$ which implies $\frac{s}{\Gamma(s)} = s^2 + \gamma_e s^3 + O(s^4)$. Thus, differentiating with respect to s and evaluating at $s = 0$, we obtain:

$$\left. \frac{\partial}{\partial s} \frac{\partial}{\partial \gamma} \zeta_{\Delta_\gamma}(s) \right|_{\gamma=\alpha, s=0} = \frac{2}{\alpha} (-\gamma_e a_{2,0} + a_{2,1}),$$

where $a_{2,0}$ and $a_{2,1}$ are defined by (1.4). This finishes the proof of Theorem 2. \square

5 The Quarter Circle

We have proven that the derivative of the logarithm of the determinant of the Laplacian in the angular direction on a finite Euclidean sector is given in terms of the coefficients $a_{2,0}$ and $a_{2,1}$ in the small time expansion in (1.5) in Theorem 2. To complete the proof of Theorem 1, we shall simultaneously (1) complete the proof that this small time expansion exists and (2) compute the contribution from the corner of opening angle α . To motivate and elucidate the arguments used in the rather arduous general case, we first consider the simplest case, when $\alpha = \pi/2$.

5.1 Proof of Theorem 3

Let $\alpha = \pi/2$, then the infinite sector with angle α is the quadrant $C = \{(x, y) \in \mathbb{R}^2, x, y \geq 0\}$. The Dirichlet heat kernel in this case can be obtained as the product of the Dirichlet heat kernel on the half line $[0, \infty)$ with itself. For $x_1, x_2 \in [0, \infty)$ the Dirichlet heat kernel is given by

$$p_{\text{hl}}(t, x_1, x_2) = \frac{1}{\sqrt{4\pi t}} \left(e^{-\frac{(x_1-x_2)^2}{4t}} - e^{-\frac{(x_1+x_2)^2}{4t}} \right).$$

Let $u = (x_1, y_1)$, $v = (x_2, y_2)$ be in C , we have

$$\begin{aligned} p_C(t, u, v) &= p_{\text{hl}}(t, x_1, x_2) p_{\text{hl}}(t, y_1, y_2) \\ &= \frac{1}{4\pi t} \left(e^{-\frac{|u-v|^2}{4t}} + e^{-\frac{|u+v|^2}{4t}} - e^{-\frac{(x_1-x_2)^2+(y_1+y_2)^2}{4t}} - e^{-\frac{(x_1+x_2)^2+(y_1-y_2)^2}{4t}} \right). \end{aligned}$$

Writing this in polar coordinates with $u = re^{i\phi}$, $v = r'e^{i\phi'}$ we obtain

$$\begin{aligned} p_C(t, u, v) &= \frac{e^{-\frac{r^2+r'^2}{4t}}}{4\pi t} \left(e^{\frac{rr'}{2t} \cos(\phi'-\phi)} + e^{-\frac{rr'}{2t} \cos(\phi'-\phi)} \right. \\ &\quad \left. - e^{\frac{rr'}{2t} \cos(\phi'+\phi)} - e^{-\frac{rr'}{2t} \cos(\phi'+\phi)} \right) \\ &= \frac{e^{-\frac{r^2+r'^2}{4t}}}{2\pi t} \left(\cosh\left(\frac{rr' \cos(\phi' - \phi)}{2t}\right) - \cosh\left(\frac{rr' \cos(\phi' + \phi)}{2t}\right) \right). \end{aligned}$$

Let $R > 0$, and recall the factor $\frac{2}{\alpha} = \frac{4}{\pi}$ in this case. Let $\chi_{S_{\pi/2,R}}$ be the characteristic function of the finite sector $S_{\pi/2,R}$

$$\begin{aligned} &\frac{4}{\pi} \text{Tr} \left(\mathcal{M}_{\chi_{S_{\pi/2,R}}(1+\log(r))} e^{-t\Delta_{\pi/2}} \right) \\ &= \int_0^R \int_0^{\pi/2} \frac{4}{\pi} (1 + \log(r)) p_C(t, r, \phi, r, \phi) r dr d\phi \\ &= \int_0^R \int_0^{\pi/2} \frac{4}{\pi} (1 + \log(r)) \frac{e^{-\frac{r^2}{2t}}}{4\pi t} \\ &\quad \times \left(e^{\frac{r^2}{2t}} + e^{-\frac{r^2}{2t}} - e^{\frac{r^2}{2t} \cos(2\phi)} - e^{-\frac{r^2}{2t} \cos(2\phi)} \right) r d\phi dr \\ &= \frac{1}{\pi^2 t} \int_0^R \int_0^{\pi/2} (1 + \log(r)) \\ &\quad \times \left(1 + e^{-\frac{r^2}{t}} - e^{-\frac{r^2}{2t}} e^{\frac{r^2}{2t} \cos(2\phi)} - e^{-\frac{r^2}{2t}} e^{-\frac{r^2}{2t} \cos(2\phi)} \right) r d\phi dr. \end{aligned}$$

We split this integral into two terms,

$$\begin{aligned} T_1(t) &= \frac{1}{\pi^2 t} \int_0^R \int_0^{\pi/2} (1 + \log(r)) \left(1 + e^{-\frac{r^2}{t}} \right) r d\phi dr \\ &= \frac{1}{2\pi t} \int_0^R (1 + \log(r)) \left(1 + e^{-\frac{r^2}{t}} \right) r dr \\ &= \frac{1}{2\pi t} \left(\int_0^R r dr + \int_0^R \log(r) r dr + \int_0^R e^{-\frac{r^2}{t}} r dr + \int_0^R \log(r) e^{-\frac{r^2}{t}} r dr \right), \end{aligned}$$

$$\begin{aligned}
T_2(t) &= -\frac{1}{\pi^2 t} \int_0^R \int_0^{\pi/2} (1 + \log(r)) \left(e^{-\frac{r^2}{2t}} e^{\frac{r^2}{2t} \cos(2\phi)} + e^{-\frac{r^2}{2t}} e^{-\frac{r^2}{2t} \cos(2\phi)} \right) r d\phi dr \\
&= -\frac{1}{\pi^2 t} \int_0^R (1 + \log(r)) e^{-\frac{r^2}{2t}} \int_0^{\pi/2} \left(e^{\frac{r^2}{2t} \cos(2\phi)} + e^{-\frac{r^2}{2t} \cos(2\phi)} \right) d\phi r dr.
\end{aligned}$$

Claim 1 *The integral $(T_1 + T_2)(t)$ has an asymptotic expansion as $t \rightarrow 0$ of the form*

$$\begin{aligned}
(T_1 + T_2)(t) &= \frac{1}{2\pi t} \left(R + \frac{R^2 \log(R)}{2} - \frac{R^2}{4} \right) \\
&\quad - \frac{R \log R}{\pi \sqrt{\pi t}} + \frac{\log(t)}{8\pi} - \frac{1}{4\pi} - \frac{\gamma_e}{8\pi} + O(t^{1/2}).
\end{aligned}$$

Proof By inspection, the first two terms in $T_1(t)$ contribute only to the t^{-1} coefficient, and that contribution is

$$\frac{1}{2\pi t} \left(R + \frac{R^2 \log(R)}{2} - \frac{R^2}{4} \right).$$

So, we look at the expansion in t of

$$\tilde{T}_1(t) = \frac{1}{2\pi t} \left(\int_0^R e^{-\frac{r^2}{t}} r dr + \int_0^R \log(r) e^{-\frac{r^2}{t}} r dr \right). \quad (5.1)$$

We compute

$$\frac{1}{2\pi t} \int_0^R e^{-\frac{r^2}{t}} r dr = \frac{1}{4\pi} \int_0^{R^2/t} e^{-u} du = \frac{1}{4\pi} - \frac{1}{4\pi} e^{-R^2/t},$$

and

$$\begin{aligned}
\frac{1}{2\pi t} \int_0^R \log(r) e^{-\frac{r^2}{t}} r dr &= \frac{1}{8\pi} \int_0^{R^2/t} \log(tu) e^{-u} du \\
&= \frac{1}{8\pi} \int_0^\infty \log(u) e^{-u} du - \frac{1}{8\pi} \int_{R^2/t}^\infty \log(u) e^{-u} du \\
&\quad + \frac{1}{8\pi} \int_0^{R^2/t} \log(t) e^{-u} du \\
&= \frac{-\gamma_e}{8\pi} - \frac{1}{8\pi} \int_{R^2/t}^\infty \log(u) e^{-u} du + \frac{\log(t)}{8\pi} (1 - e^{-R^2/t}),
\end{aligned}$$

where γ_e is the Euler constant.

Since we are interested in the behavior for fixed R as $t \downarrow 0$, we may assume $R^2 > t$ so that

$$0 < \log(u) < u, \quad \forall u > R^2/t.$$

Then, we estimate

$$\int_{R^2/t}^{\infty} \log(u) e^{-u} du \leq \int_{R^2/t}^{\infty} u e^{-u} du = \frac{R^2 e^{-R^2/t}}{t} + e^{-R^2/t}.$$

This is vanishing rapidly as $t \downarrow 0$ for any fixed $R > 0$.

Therefore for $\tilde{T}_1(t)$ we obtain

$$\tilde{T}_1(t) = \frac{1}{4\pi} - \frac{\gamma_e}{8\pi} + \frac{\log(t)}{8\pi} + O(t^\infty), \quad t \downarrow 0.$$

Hence, $T_1(t)$ has the asymptotic expansion

$$\begin{aligned} T_1(t) &= \frac{1}{2\pi t} \left(R + \frac{R^2 \log(R)}{2} - \frac{R^2}{4} \right) \\ &\quad + \frac{\log(t)}{8\pi} + \frac{1}{4\pi} - \frac{\gamma_e}{8\pi} + O(t^\infty), \quad t \downarrow 0. \end{aligned} \quad (5.2)$$

Let us consider now the second term, $T_2(t)$:

$$\begin{aligned} T_2(t) &= -\frac{1}{\pi^2 t} \int_0^R \int_0^{\pi/2} (1 + \log(r)) \\ &\quad \left(e^{-\frac{r^2}{2t}} e^{\frac{r^2}{2t} \cos(2\phi)} + e^{-\frac{r^2}{2t}} e^{-\frac{r^2}{2t} \cos(2\phi)} \right) r d\phi dr \\ &= -\frac{1}{\pi^2 t} \int_0^R (1 + \log(r)) e^{-\frac{r^2}{2t}} \\ &\quad \int_0^{\pi/2} \left(e^{\frac{r^2}{2t} \cos(2\phi)} + e^{-\frac{r^2}{2t} \cos(2\phi)} \right) d\phi r dr. \end{aligned}$$

The modified Bessel function of the first kind of order zero admits the following integral representation

$$I_0(a) = \frac{1}{\pi} \int_0^\pi e^{a \cos(\phi)} d\phi,$$

for $a \in \mathbb{R}$, $a \geq 0$. After a change of variables

$$\int_0^{\pi/2} e^{a \cos(2\phi)} d\phi = \frac{\pi}{2} I_0(a).$$

Since $\cos(\pi - x) = -\cos(x)$, we obtain

$$T_2(t) = -\frac{1}{\pi t} \int_0^R (1 + \log(r)) e^{-\frac{r^2}{2t}} I_0\left(\frac{r^2}{2t}\right) r dr.$$

We know how to compute these integrals using techniques inspired by [41]. Let us write $T_{2,1}$ for the integral with 1, and $T_{2,2}$ for the integral with $\log(r)$, so $T_2 = T_{2,1} + T_{2,2}$. We start by changing variables, letting $u = r^2/2t$,

$$\begin{aligned} T_{2,1} &= -\frac{1}{\pi t} \int_0^R r e^{-r^2/2t} I_0\left(\frac{r^2}{2t}\right) dr \\ &= -\frac{1}{\pi} \int_0^{R^2/2t} e^{-u} I_0(u) du. \end{aligned}$$

Let $I_1(u)$ be the modified Bessel function of first kind of order one. By [42, (3) p. 79] with $\nu = 1$,

$$uI_1'(u) + I_1(u) = uI_0(u). \quad (5.3)$$

By [42, (4) p. 79] with $\nu = 0$,

$$uI_0'(u) = uI_1(u). \quad (5.4)$$

We use these to calculate

$$\begin{aligned} \frac{d}{du} (e^{-u} u (I_0(u) + I_1(u))) &= e^{-u} (-uI_0(u) - uI_1(u) + I_0(u) \\ &\quad + I_1(u) + uI_0'(u) + uI_1'(u)) \\ &= e^{-u} (-uI_1(u) + I_0(u) + uI_0'(u)), \quad \text{by (5.3)} \\ &= e^{-u} I_0(u), \quad \text{by (5.4).} \end{aligned}$$

Next, define

$$g(u) := e^{-u} u (I_0(u) + I_1(u)), \quad (5.5)$$

and note that we have computed

$$g'(u) = e^{-u} I_0(u).$$

We therefore have

$$-\frac{1}{\pi} \int_0^{R^2/2t} e^{-u} I_0(u) du = -\frac{1}{\pi} \left(g\left(R^2/2t\right) - g(0) \right).$$

These Bessel functions are known to satisfy (see [42])

$$I_0(0) = 1, \quad I_1(0) = 0.$$

It follows that $g(0) = 0$, and we therefore obtain that

$$-\frac{1}{\pi} \int_0^{R^2/2t} e^{-u} I_0(u) du = -\frac{1}{\pi} g\left(R^2/2t\right).$$

For large arguments, the Bessel functions admit the following asymptotic expansions (see [42])

$$I_j(x) = \frac{e^x}{\sqrt{2\pi x}} \left(1 - \frac{1}{2x} \left(j^2 - \frac{1}{4} \right) + \sum_{k=2}^{\infty} c_{j,k} x^{-k} \right), \quad x \gg 0, \quad j = 0, 1.$$

We therefore compute the expansion of g as follows

$$g(u) = \frac{\sqrt{u}}{\sqrt{2\pi}} \left(2 - \frac{1}{4u} + \sum_{k=2}^{\infty} (c_{0,k} + c_{1,k}) u^{-k} \right), \quad u \gg 1.$$

Consequently, for $u = R^2/2t$ we have

$$g\left(R^2/2t\right) = \frac{R}{\sqrt{4\pi t}} \left(2 - \frac{t}{2R^2} + \sum_{k=2}^{\infty} (c_{0,k} + c_{1,k}) \left(\frac{2t}{R^2} \right)^k \right), \quad t \ll 1.$$

It follows that for small t , $T_{2,1}(t)$ has the following asymptotic expansion

$$T_{2,1}(t) = -\frac{R}{\pi \sqrt{4\pi t}} \left(2 - \frac{t}{2R^2} + \sum_{k=2}^{\infty} (c_{0,k} + c_{1,k}) \left(\frac{2t}{R^2} \right)^k \right), \quad t \ll 1.$$

Therefore

$$T_{2,1}(t) = -\frac{R}{\pi \sqrt{\pi t}} + O\left(t^{1/2}\right) \quad \text{as } t \rightarrow 0.$$

Now, let us look at $T_{2,2}$. Changing variables again $u = r^2/2t$ we obtain

$$\begin{aligned} T_{2,2} &= -\frac{1}{\pi t} \int_0^R r \log(r) e^{-r^2/2t} I_0\left(\frac{r^2}{2t}\right) dr \\ &= -\frac{1}{\pi} \int_0^{R^2/2t} \log(\sqrt{2tu}) e^{-u} I_0(u) du \\ &= -\frac{1}{2\pi} \int_0^{R^2/2t} \log(u) e^{-u} I_0(u) du - \frac{\log(2t)}{2\pi} \int_0^{R^2/2t} e^{-u} I_0(u) du. \end{aligned}$$

For the first integral we use (5.5) and integrate by parts,

$$\int_0^{R^2/2t} \log(u) e^{-u} I_0(u) du = \log(u) g(u) \Big|_0^{R^2/2t} - \int_0^{R^2/2t} e^{-u} (I_0(u) + I_1(u)) du.$$

Since $g'(u) = e^{-u} I_0(u)$, we have

$$\int_0^{R^2/2t} e^{-u} (I_0(u) + I_1(u)) du = g(R^2/2t) - g(0) + \int_0^{R^2/2t} e^{-u} I_1(u) du.$$

Note that $I_0'(u) = I_1(u)$. Therefore, we integrate by parts again,

$$\begin{aligned} \int_0^{R^2/2t} e^{-u} I_1(u) du &= e^{-u} I_0(u) \Big|_0^{R^2/2t} - \int_0^{R^2/2t} -e^{-u} I_0(u) du, \\ &= e^{-u} I_0(u) \Big|_0^{R^2/2t} + g(u) \Big|_0^{R^2/2t}. \end{aligned}$$

Putting these calculations together, we have

$$\begin{aligned} \int_0^{R^2/2t} \log(u) e^{-u} I_0(u) du &= \log(u) g(u) \Big|_0^{R^2/2t} - 2 \left(g(R^2/2t) - g(0) \right) \\ &\quad - e^{-u} I_0(u) \Big|_0^{R^2/2t}. \end{aligned}$$

Therefore, we have calculated

$$\begin{aligned} -\frac{1}{2\pi} \int_0^{R^2/2t} \log(u) e^{-u} I_0(u) du &= \frac{1}{2\pi} \left(-\log(u) g(u) \Big|_0^{R^2/2t} \right. \\ &\quad \left. + 2 \left(g(R^2/2t) - g(0) \right) + e^{-u} I_0(u) \Big|_0^{R^2/2t} \right); \\ -\frac{\log(2t)}{2\pi} \int_0^{R^2/2t} e^{-u} I_0(u) du &= -\frac{\log(2t)}{2\pi} \left(g(R^2/2t) - g(0) \right). \end{aligned}$$

Since $g(0) = 0$ and $I_0(0) = 1$, we have

$$\begin{aligned} T_{2,2}(t) &= \frac{1}{2\pi} \left(-\log(R^2/2t) g(R^2/2t) + 2g(R^2/2t) \right. \\ &\quad \left. + e^{-R^2/2t} I_0(R^2/2t) - 1 - \log(2t) g(R^2/2t) \right) \\ &= \frac{1}{2\pi} \left(-2\log(R) g(R^2/2t) + 2g(R^2/2t) + e^{-R^2/2t} I_0(R^2/2t) - 1 \right). \end{aligned}$$

We use the asymptotic expansion of $I_0(u)$ for $u \rightarrow \infty$ to compute

$$e^{-R^2/2t} I_0(R^2/2t) = \frac{\sqrt{t}}{R\sqrt{\pi}} \left(1 + \frac{t}{4R^2} + \sum_{k=2}^{\infty} c_{0,k} \left(\frac{2t}{R^2} \right)^k \right), \quad t \ll 1.$$

We therefore obtain that the asymptotic expansion of $T_{2,2}(t)$ is

$$\begin{aligned} & -\frac{1}{2\pi} - \frac{R \log R}{\pi \sqrt{4\pi t}} \left(2 - \frac{t}{2R^2} + \sum_{k=2}^{\infty} (c_{0,k} + c_{1,k}) \left(\frac{2t}{R^2} \right)^k \right) \\ & + \frac{R}{\pi \sqrt{4\pi t}} \left(2 - \frac{t}{2R^2} + \sum_{k=2}^{\infty} (c_{0,k} + c_{1,k}) \left(\frac{2t}{R^2} \right)^k \right) \\ & + \frac{\sqrt{t}}{2\pi R \sqrt{\pi}} \left(1 + \frac{t}{4R^2} + \sum_{k=2}^{\infty} c_{0,k} \left(\frac{2t}{R^2} \right)^k \right), \quad t \ll 1. \end{aligned}$$

Putting the contributions of T_1 and T_2 together, we obtain

$$\begin{aligned} T_1 + T_2(t) &= \frac{1}{2\pi t} \left(R + \frac{R^2 \log(R)}{2} - \frac{R^2}{4} \right) \\ &\quad - \frac{R \log R}{\pi \sqrt{\pi t}} + \frac{\log(t)}{8\pi} - \frac{1}{4\pi} - \frac{\gamma_e}{8\pi} + O(t^{1/2}), \end{aligned}$$

which completes the proof of the claim. \square

To determine the variational Polyakov formula, we combine the ingredients from the claim together with the contribution of the other parts of the sector. Recalling the parametrix construction in Sect. 3.2, and that we use $*$ for the index in $\{\alpha, i, e, a, c\}$, we have that

$$\begin{aligned} \text{Tr}(\mathcal{M}_{(1+\log(r))} e^{-t\Delta_{\pi/2}}) &= \int_0^1 \int_0^{\pi/2} (1+\log(r)) H_p(r, \phi, r, \phi, t) r d\phi dr + O(t^\infty) \\ &= \text{Tr}(e^{-t\Delta_{\pi/2}}) + \int_0^1 \int_0^{\pi/2} \log(r) \\ &\quad \left(\sum_* \chi_*(r, \phi) H_*(r, \phi, r, \phi, t) \right) r d\phi dr + O(t^\infty) \\ \sum_* \int_0^1 \int_0^{\pi/2} \log \cdot \chi_* \cdot H_* dA &= \int_{\mathcal{N}_{\pi/2}} \log \cdot \chi_{\pi/2} \cdot p_c dA + \int_{\mathcal{N}_c} \log \cdot \chi_c \cdot H_{S_{\pi/2}} dA \\ &\quad + \int_{S_{\pi/2} \setminus (\mathcal{N}_{\pi/2} \cup \mathcal{N}_c)} \log \cdot \left(\sum_* \chi_* \cdot H_* \right) dA, \end{aligned}$$

where to simplify the notation, $dA = r d\phi dr$. Now we have to look for the coefficients $a_{2,0}$ and $a_{2,1}$ in the short time asymptotic expansion (1.4). Recall that the constant term in the asymptotic expansion of the heat trace, $\text{Tr}(e^{-t\Delta_{\pi/2}})$ was computed in equation (3.3) and in this case it is

$$\zeta_{\Delta_{\pi/2}} = -\frac{1}{12} + 3 \left(\frac{\pi^2 + \pi^2/4}{24\pi \pi/2} \right) = \frac{11}{48}.$$

Recalling the factor of $2/\alpha$ with $\alpha = \pi/2$ in this case, the total contribution from the trace of the heat kernel is

$$\frac{4}{\pi} \zeta_{\Delta_{\pi/2}} = \frac{11}{12\pi}.$$

Since this term also includes the purely local corner contribution from the origin, which is already contained in the calculation of

$$\int_0^R \int_0^{\pi/2} \frac{4}{\pi} (1 + \log(r)) p_C(t, r, \phi, r, \phi) r dr d\phi,$$

in Claim 1, we need to remove this part, which is, since $\alpha = \pi/2$,

$$\frac{2}{\alpha} \left(\frac{\pi^2 - \pi^2/4}{24\pi(\pi/2)} \right) = \frac{1}{4\pi}.$$

So we have

$$\frac{11}{12\pi} - \frac{1}{4\pi} = \frac{2}{3\pi}.$$

As we proved in Sect. 3.3 above, the integrals over \mathcal{N}_c and $S_{\pi/2} \setminus (\mathcal{N}_{\pi/2} \cup \mathcal{N}_c)$ do not contribute to the coefficients $a_{2,0}$ and $a_{2,1}$.

Consequently, putting all the terms which contribute to the formula together, gives

$$\frac{\log(t)}{8\pi} - \frac{1}{4\pi} - \frac{\gamma_e}{8\pi} + \frac{2}{3\pi}.$$

The variational Polyakov formula for the quarter circle is consequently

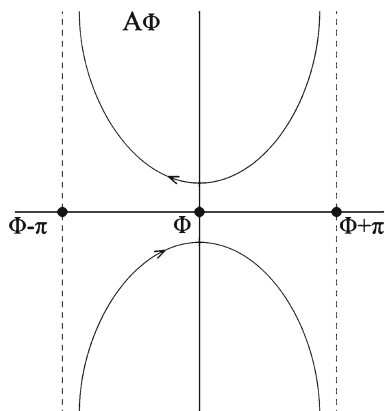
$$\left. \frac{\partial}{\partial \gamma} (-\log(\det(\Delta_{S_\gamma}))) \right|_{\gamma=\pi/2} = \frac{-\gamma_e}{4\pi} + \frac{5}{12\pi}. \quad (5.6)$$

□

6 Carslaw–Sommerfeld Heat Kernel

In this section we use the explicit form of the heat kernel on an infinite angular sector with opening angle α given by Carslaw [7] to prove the existence of the asymptotic expansion of $\text{Tr}(\mathcal{M}_{\chi_{\mathcal{N}_\alpha} \log(r)} e^{-t\Delta_\alpha})$. At the same time we compute the contribution of this part to the total Polyakov formula. This will complete the proofs of Theorems 1 and 4.

Fig. 1 Contour A_ϕ in the \mathbb{C}_z plane



In [7], Carslaw gave the following formula for the heat kernel on an infinite angular sector with opening angle α :

$$\tilde{H}_\alpha(r, \phi, r', \phi', t) = \frac{e^{-(r^2+r'^2)/4t}}{8\pi\alpha t} \int_{A_\phi} e^{rr' \cos(z-\phi)/2t} \frac{e^{i\pi z/\alpha}}{e^{i\pi z/\alpha} - e^{i\pi\phi'/\alpha}} dz, \quad (6.1)$$

where A_ϕ is the contour in the \mathbb{C}_z -plane that is the union of the two following contours: one contained in $\{z|\phi - \pi < \operatorname{Re}(z) < \phi + \pi, \operatorname{Im}(z) > 0\}$ going from $\phi + \pi + i\infty$ to $\phi - \pi + i\infty$, and the other one contained in $\{z|\phi - \pi < \operatorname{Re}(z) < \phi + \pi, \operatorname{Im}(z) < 0\}$ going from $\phi - \pi - i\infty$ to $\phi + \pi - i\infty$. In Fig. 1 we reproduce original Carslaw's contour from [7].

As noted there, this contour can be deformed into a different contour, depicted in Fig. 2, that is composed of the following curves:

- (1) $\ell_1 = \{\phi - \pi + iy, y \in \mathbb{R}\}$ oriented from $-i\infty$ to $i\infty$,
- (2) $\ell_2 = \{\phi + \pi + iy, y \in \mathbb{R}\}$ oriented from $i\infty$ to $-i\infty$, and
- (3) Small circles around the poles in the interval $z \in [\phi - \pi, \phi + \pi]$. Since we will be considering ϕ close to ϕ' , poles on the lines will not appear.

Notice that at the lines ℓ_1 and ℓ_2 , $\cos(z - \phi) < 0$ since

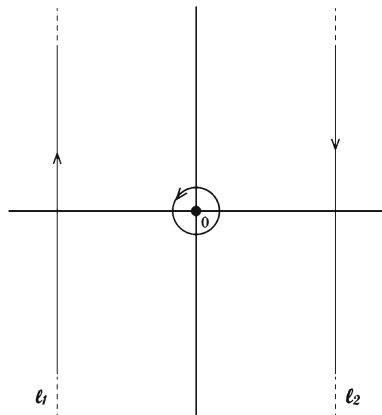
$$\cos(z - \phi) = \cos(x - \phi + iy) = \cos(\pm\pi + iy) = -\cosh(y) < 0,$$

the integrals over the straight lines converge and will vanish in the limit as $t \rightarrow 0$ (c.f. [7, (iii) on p. 367]).

Unfortunately, this kernel does not correspond to the Dirichlet Laplacian since it does not satisfy the boundary condition. To remedy this, we use the method of images as in [5]. We first re-write (6.1) with a change of coordinates, $w := z - \phi$, and write A_0 for the contour A_ϕ defined above with $\phi = 0$ in the \mathbb{C}_w plane, then

$$\tilde{H}_\alpha(r, \phi, r', \phi', t) = \frac{e^{-(r^2+r'^2)/4t}}{8\pi\alpha t} \int_{A_0} e^{rr' \cos(w)/2t} \frac{1}{1 - e^{i\pi(\phi' - \phi - w)/\alpha}} dw.$$

Fig. 2 Deformed contour. To simplify the picture we assume only one pole at $z = 0$



This is the so-called “direct term” corresponding to $\phi' - \phi$. By the method of images, to obtain the Dirichlet heat kernel, we must incorporate the term corresponding to $\phi' + \phi$, this is

$$\tilde{H}_\alpha(r, -\phi, r', \phi', t) = \frac{e^{-(r^2+r'^2)/4t}}{8\pi\alpha t} \int_{A_0} e^{rr' \cos(w)/2t} \frac{1}{1 - e^{i\pi(\phi' + \phi - w)/\alpha}} dw,$$

and it is called the “reflected term.” Consequently, the Dirichlet heat kernel is

$$H_\alpha(r, \phi, r', \phi', t) = \frac{e^{-(r^2+r'^2)/4t}}{8\pi\alpha t} \left(\int_{A_0} e^{rr' \cos(w)/2t} \frac{1}{1 - e^{i\pi(\phi' - \phi - w)/\alpha}} dw - \int_{A_0} e^{rr' \cos(w)/2t} \frac{1}{1 - e^{i\pi(\phi' + \phi - w)/\alpha}} dw \right). \quad (6.2)$$

6.1 Contribution from the Poles

Let us define the following functions:

$$f_1(z) = \frac{e^{rr' \cos(z)/2t}}{1 - e^{i\pi(\phi' - \phi - z)/\alpha}},$$

$$f_2(z) = \frac{e^{rr' \cos(z)/2t}}{1 - e^{i\pi(\phi' + \phi - z)/\alpha}}.$$

The first thing to do is to compute the residues at the poles of f_1 and f_2 within the interval $]-\pi, \pi[$, for ϕ' and ϕ close to each other but different. There are two reasons for this assumption. The first reason is that we would like to have a general expression for the heat kernel close to the diagonal, not only at the diagonal. The second reason is more serious, and arises due to the possibility of non-commuting limits. For example, to determine the terms in the heat kernel arising from the residues at the poles, the

correct order of computations is first to compute with the heat kernel for ϕ' and ϕ close, and then afterwards set $\phi' = \phi$. In some cases, if one first sets $\phi' = \phi$ and then attempts to compute, the result is incorrect. In general the function f_1 has poles at the points

$$(\phi' - \phi - z)\pi/\alpha = 2k\pi \iff \phi' - \phi - z = 2k\alpha \iff \\ z = \phi' - \phi + 2k\alpha, \quad k \in \mathbb{Z}.$$

Similarly, f_2 has poles at the points

$$(\phi' + \phi - z)\pi/\alpha = 2j\pi \iff \phi' + \phi - z = 2j\alpha \iff \\ z = \phi' + \phi + 2j\alpha, \quad j \in \mathbb{Z}.$$

We first assume without loss of generality $\phi' > \phi$, later when we want to compute the trace we make $\phi' = \phi$.

Then, the poles of f_1 and f_2 which lie in the interval $] -\pi, \pi[$ are those with

$$k, j \in \mathbb{Z}, \quad \frac{-\pi}{2\alpha} < \frac{\phi' - \phi}{2\alpha} + k < \frac{\pi}{2\alpha}, \quad \text{and} \\ \frac{-\pi}{2\alpha} < \frac{\phi' + \phi}{2\alpha} + j < \frac{\pi}{2\alpha}, \quad (6.3)$$

respectively.

6.1.1 Pole Contribution from the Direct Term

We compute the residues at the poles of f_1 :

$$\begin{aligned} \text{Res}_{z=\phi'-\phi+2k\alpha} & \frac{e^{rr' \cos(z)/2t}}{1 - e^{i\pi(\phi'-\phi-z)/\alpha}} \\ &= \lim_{z \rightarrow \phi'-\phi+2k\alpha} \frac{(z - (\phi' - \phi - 2k\alpha))e^{rr' \cos(z)/2t}}{1 - e^{i\pi(\phi'-\phi-z)/\alpha}} \\ &= \frac{\alpha}{i\pi} e^{rr' \cos(\phi'-\phi+2k\alpha)/2t}. \end{aligned}$$

Therefore, the integrals over the contours surrounding these poles are, by the residue theorem,

$$2\alpha e^{rr' \cos(\phi'-\phi+2k\alpha)/2t}.$$

The poles which are contained in the interval $] -\pi, \pi[$ depend on the value of the angles ϕ and ϕ' . That is why, in order to have a comprehensive formula close to the diagonal, we restrict their range by assuming ϕ' and ϕ are close. We compute the range of all these poles. Since we are assuming $\phi' > \phi$, it follows that $\phi' - \phi > 0$. Without

loss of generality, we may assume for a short moment that $\phi = 0$ and $\phi' \leq \alpha/4$, since we are interested in the case when ϕ and ϕ' are close. The equation for k becomes

$$-\frac{\pi}{2\alpha} - \frac{\phi'}{2\alpha} < k < \frac{\pi}{2\alpha} - \frac{\phi'}{2\alpha}, \quad \text{with } 0 < \frac{\phi'}{2\alpha} \leq \frac{1}{8}.$$

Consequently, the smallest pole of f_1 occurs at

$$k_{\min} = \left\lceil \frac{-\pi}{2\alpha} \right\rceil. \quad (6.4)$$

For the largest pole of f_1 we have two cases: $\frac{\pi}{2\alpha} \notin \mathbb{Z}$ and otherwise. If $\frac{\pi}{2\alpha} \in \mathbb{Z}$, then $k_{\max} = \frac{\pi}{2\alpha} - 1$. If, on the contrary, $\frac{\pi}{2\alpha} \notin \mathbb{Z}$ then

$$\frac{\pi}{2\alpha} = \left\lfloor \frac{\pi}{2\alpha} \right\rfloor + \delta, \quad \text{for some } \delta \in]0, 1[.$$

In this case, we shall and may assume in addition that $\phi'/2\alpha < \delta$. This will be, in terms of ϕ and ϕ' , $\phi' - \phi < \delta 2\alpha$. Therefore the largest pole occurs at $\left\lfloor \frac{\pi}{2\alpha} \right\rfloor$. Summarizing we obtain:

$$k_{\max} = \left\lfloor \frac{\pi}{2\alpha} \right\rfloor \quad \text{if } \frac{\pi}{2\alpha} \notin \mathbb{Z}, \quad \text{otherwise } k_{\max} = \frac{\pi}{2\alpha} - 1. \quad (6.5)$$

Therefore the contribution to the heat kernel is:

$$\frac{e^{-(r^2+r'^2)/4t}}{8\pi\alpha t} \sum_{k \in [k_{\min}, k_{\max}]} 2\alpha e^{rr' \cos(\phi' - \phi + 2k\alpha)/2t}.$$

To compute the Polyakov formula contributions arising from these poles, we restrict to the diagonal by setting $\phi' = \phi$, $r' = r$ in the expression above. We then multiply by $\log(r)$ and integrate over a finite sector of radius R :

$$\begin{aligned} & \int_0^R \int_0^\alpha \sum_{k \in [k_{\min}, k_{\max}]} \frac{e^{-(r^2)/2t}}{8\pi\alpha t} \log(r) 2\alpha e^{r^2 \cos(2k\alpha)/2t} d\phi \, r \, dr \\ &= \sum_{k \in [k_{\min}, k_{\max}]} \frac{\alpha}{4\pi t} \int_0^R e^{-r^2(1-\cos(2k\alpha))/2t} \log(r) \, r \, dr. \end{aligned}$$

We compute each of these integrals separately.

If $\cos(2k\alpha) = 1$,

$$\frac{\alpha}{4\pi t} \int_0^R e^{-r^2(1-\cos(2k\alpha))/2t} \log(r) r \, dr = \frac{\alpha}{4\pi t} \int_0^R \log(r) r \, dr,$$

then the coefficients of t^0 and $\log(t)$ as $t \downarrow 0$ vanish; there is no contribution from such k . We note that

$$\cos(2k\alpha) = 1 \iff \exists \ell \in \mathbb{Z} \text{ with } k = \frac{\ell\pi}{\alpha}.$$

Assuming this is not the case, we use substitution in the integral, letting

$$u = r^2(1 - \cos(2k\alpha))/(2t), \quad du = r dr(1 - \cos(2k\alpha))/t.$$

Thus we consider

$$\frac{\alpha}{4\pi(1 - \cos(2k\alpha))} \int_0^{R^2(1 - \cos(2k\alpha))/(2t)} e^{-u} \log\left(\sqrt{2tu}(1 - \cos(2k\alpha))^{-1/2}\right) du. \quad (6.6)$$

Next, using the same argument as in the computation of \tilde{T}_1 in the case of the quarter circle, we compute

$$\begin{aligned} & \int_0^{R^2(1 - \cos(2k\alpha))/(2t)} e^{-u} \log\left(2tu(1 - \cos(2k\alpha))^{-1}\right) du \\ &= \int_0^\infty e^{-u} \log(u) du - \int_{R^2(1 - \cos(2k\alpha))/(2t)}^\infty e^{-u} \log(u) du \\ & \quad + (\log(2/(1 - \cos(2k\alpha))) + \log(t)) \left(1 - e^{-R^2(1 - \cos(2k\alpha))/(2t)}\right). \end{aligned}$$

In the same way as before the integral in the middle vanishes rapidly as $t \downarrow 0$. It follows from a straightforward calculation that the constant term in the asymptotic expansion as $t \rightarrow 0$ in the integral in (6.6) is

$$\frac{\alpha}{8\pi(1 - \cos(2k\alpha))} \left(-\gamma_e + \log\left(\frac{2}{1 - \cos(2k\alpha)}\right)\right), \quad (6.7)$$

and the $\log(t)$ term is

$$\frac{\alpha \log(t)}{8\pi(1 - \cos(2k\alpha))}. \quad (6.8)$$

Let W_α be defined by

$$W_\alpha = \left\{ k \in \left(\mathbb{Z} \cap [k_{\min}, k_{\max}] \right) \setminus \left\{ \frac{\ell\pi}{\alpha} \right\}_{\ell \in \mathbb{Z}} \right\}.$$

Hence, the total contribution to the variational Polyakov formula will come from

$$\frac{\alpha}{8\pi(1 - \cos(2k\alpha))} \sum_{k \in W_\alpha} \left(-\gamma_e + \log \left(\frac{2}{1 - \cos(2k\alpha)} \right) + \log(t) \right). \quad (6.9)$$

Recalling the factor of $\frac{2}{\alpha}$ and Eq. (1.5), the total contribution to the variational Polyakov formula is:

$$\sum_{k \in W_\alpha} \frac{1}{4\pi(1 - \cos(2k\alpha))} \left(-2\gamma_e + \log \left(\frac{2}{1 - \cos(2k\alpha)} \right) \right).$$

6.1.2 Pole Contribution from the Reflected Term

The residues at the poles of f_2 are:

$$\begin{aligned} \text{Res}_{z=\phi'+\phi+2j\alpha} & \frac{e^{rr' \cos(z)/2t}}{1 - e^{i\pi(\phi'+\phi-z)/\alpha}} \\ &= \lim_{z \rightarrow \phi'+\phi+2j\alpha} \frac{(z - (\phi' + \phi - 2j\alpha))e^{rr' \cos(z)/2t}}{1 - e^{i\pi(\phi'+\phi-z)/\alpha}} \\ &= \frac{\alpha}{i\pi} e^{rr' \cos(\phi'+\phi+2j\alpha)/2t}. \end{aligned}$$

Therefore, the integrals over the contours surrounding these poles are, by the residue theorem,

$$2\alpha e^{rr' \cos(\phi'+\phi+2j\alpha)/2t}.$$

Note that the location of the poles such that $z \in] - \pi, \pi [$ depend on the value of ϕ . In particular, the set

$$V_\phi := \left] \frac{-\pi - 2\phi}{2\alpha}, \frac{\pi - 2\phi}{2\alpha} \right[\cap \mathbb{Z},$$

depends on ϕ . At first glance, this would seem to be problematic. However, we shall see that by first integrating over $\phi \in [0, \alpha]$, a wonderful simplification occurs; this is made precise by the following lemma.

Lemma 7 For any $\alpha \in]0, \pi[$,

$$\int_0^\alpha \sum_{j \in \left] \frac{-\pi-2\phi}{2\alpha}, \frac{\pi-2\phi}{2\alpha} \right[\cap \mathbb{Z}} e^{r^2 \cos(2\phi+2j\alpha)/2t} d\phi = \frac{1}{2} \int_{-\pi}^\pi e^{r^2 \cos(\varphi)/2t} d\varphi = \pi I_0(r^2/2t),$$

where I_0 is the modified Bessel function.

Proof The proof goes by cases. For different values of α , we look the values of j which satisfy the equation

$$-\pi < 2\phi + 2\alpha j < \pi, \quad \text{with } 0 \leq \phi \leq \alpha.$$

The sets V_ϕ are constant on intervals, so we split the integral over $[0, \alpha]$ into the integral over these subintervals; then we change variables $\varphi = 2\phi + 2j\alpha$, rearrange, and obtain the final result.

We consider the following cases, and note that it is straightforward to verify that for any $\alpha \in]0, \pi[$, precisely one of these cases holds:

- (1) $\alpha = \frac{\pi}{2k+1}$,
- (2) $\alpha = \frac{\pi}{2k}$,
- (3) $\alpha = \frac{\pi}{2k-2\varepsilon} > \frac{\pi}{2k}$, with $k \geq 1$ and $\frac{1}{2} > \varepsilon > 0$, and,
- (4) $\alpha = \frac{\pi}{2k+1-2\varepsilon} > \frac{\pi}{2k+1}$, with $k \geq 1$ and $\frac{1}{2} > \varepsilon > 0$.

Case $\alpha = \frac{\pi}{2k+1}$: Here,

$$j \in V_\phi \iff -k - \frac{1}{2} - \frac{\phi}{\alpha} < j < k + \frac{1}{2} - \frac{\phi}{\alpha}.$$

Then the set $V = V_\phi$ takes three different values:

- On $[0, \alpha/2[$, $V = \{-k, \dots, k\}$,
- at $\{\alpha/2\}$, $V = \{-k, \dots, k-1\}$,
- on $] \alpha/2, \alpha[$, $V = \{-k-1, \dots, k-1\}$,
- at α , $V = \{-k-1, \dots, k-2\}$.

Then, we have

$$\begin{aligned} & \int_0^\alpha \sum_{j \in V_\phi} e^{r^2 \cos(2\phi + 2j\alpha)/2t} d\phi \\ &= \int_0^{\alpha/2} \sum_{j=-k}^k e^{r^2 \cos(2\phi + 2j\alpha)/2t} d\phi + \int_{\alpha/2}^\alpha \sum_{j=-k-1}^{k-1} e^{r^2 \cos(2\phi + 2j\alpha)/2t} d\phi \\ &= \frac{1}{2} \sum_{j=-k}^k \int_{2j\alpha}^{2j\alpha + \alpha} e^{r^2 \cos(\varphi)/2t} d\varphi + \frac{1}{2} \sum_{j=-k-1}^{k-1} \int_{\alpha + 2j\alpha}^{\alpha + 2j\alpha + \alpha} e^{r^2 \cos(\varphi)/2t} d\varphi \\ &= \frac{1}{2} \sum_{j=-k}^k \int_{2j\alpha}^{\alpha(2j+1)} e^{r^2 \cos(\varphi)/2t} d\varphi + \frac{1}{2} \sum_{j=-k-1}^{k-1} \int_{\alpha(2j+1)}^{\alpha(2j+2)} e^{r^2 \cos(\varphi)/2t} d\varphi \\ &= \frac{1}{2} \int_{(-2k-1)\alpha}^{-2k\alpha} e^{r^2 \cos(\varphi)/2t} d\varphi + \frac{1}{2} \sum_{j=-k}^{k-1} \int_{2j\alpha}^{\alpha(2j+1)} e^{r^2 \cos(\varphi)/2t} d\varphi \\ &\quad + \frac{1}{2} \int_{2k\alpha}^{(2k+1)\alpha} e^{r^2 \cos(\varphi)/2t} d\varphi \\ &= \frac{1}{2} \int_{-\pi}^\pi e^{r^2 \cos(\varphi)/2t} d\varphi. \end{aligned}$$

Case $\alpha = \frac{\pi}{2k}$: in this case, $j \in V_\phi$ must satisfy $-k - \frac{\phi}{\alpha} < j < k - \frac{\phi}{\alpha}$. The set $V = V_\phi$ again takes three different values:

- At $\{0\}$, $V = \{-k + 1, \dots, k - 1\}$,
- on $]0, \alpha[$, $V = \{-k, \dots, k - 1\}$,
- at $\{\alpha\}$, $V = \{-k, \dots, k - 2\}$.

The proof in this case is quite similar to the previous case and is therefore omitted.

Case $\alpha = \frac{\pi}{2k-2\varepsilon} > \frac{\pi}{2k}$, with $k \geq 1$ and $\frac{1}{2} > \varepsilon > 0$: in this case, $j \in V_\phi$ must satisfy $-k + \varepsilon - \frac{\phi}{\alpha} < j < k - \varepsilon - \frac{\phi}{\alpha}$. Then the set V takes three different values:

- On $[0, \alpha\varepsilon]$, $V = \{-k + 1, \dots, k - 1\}$,
- on $] \alpha\varepsilon, (1 - \varepsilon)\alpha[$, $V = \{-k, \dots, k - 1\}$,
- on $[(1 - \varepsilon)\alpha, \alpha]$, $V = \{-k, \dots, k - 2\}$.

In this case we compute

$$\begin{aligned} \int_0^\alpha \sum_{j \in V_\phi} e^{r^2 \cos(2\phi + 2j\alpha)/2t} d\phi &= \int_0^{\varepsilon\alpha} \sum_{j=-k+1}^{k-1} e^{r^2 \cos(2\phi + 2j\alpha)/2t} d\phi \\ &\quad + \int_{\varepsilon\alpha}^{(1-\varepsilon)\alpha} \sum_{j=-k}^{k-1} e^{r^2 \cos(2\phi + 2j\alpha)/2t} d\phi + \int_{(1-\varepsilon)\alpha}^\alpha \sum_{j=-k}^{k-2} e^{r^2 \cos(2\phi + 2j\alpha)/2t} d\phi \\ &= \frac{1}{2} \sum_{j=-k+1}^{k-1} \int_{2j\alpha}^{2\varepsilon\alpha + 2j\alpha} e^{r^2 \cos(\varphi)/2t} d\varphi + \frac{1}{2} \sum_{j=-k}^{k-1} \int_{2\alpha(j+\varepsilon)}^{2\alpha(1-\varepsilon+j)} e^{r^2 \cos(\varphi)/2t} d\varphi \\ &\quad + \frac{1}{2} \sum_{j=-k}^{k-2} \int_{2(1-\varepsilon)\alpha + 2j\alpha}^{2\alpha + 2j\alpha} e^{r^2 \cos(\varphi)/2t} d\varphi. \end{aligned}$$

Let $J(\varphi)$ denote $e^{r^2 \cos(\varphi)/2t}$, then

$$\begin{aligned} \int_0^\alpha \sum_{j \in V_\phi} e^{r^2 \cos(2\phi + 2j\alpha)/2t} d\phi &= \frac{1}{2} \sum_{j=-k+1}^{k-2} \int_{2j\alpha}^{2\alpha + 2j\alpha} J d\varphi \\ &\quad + \frac{1}{2} \left(\int_{2\alpha(k-1)}^{2\alpha(k-1+\varepsilon)} J d\varphi + \int_{2\alpha(-k+\varepsilon)}^{2\alpha(-k+1-\varepsilon)} J d\varphi \right. \\ &\quad \left. + \int_{2\alpha(k-1+\varepsilon)}^{2\alpha(k-1+1-\varepsilon)} J d\varphi + \int_{2\alpha(-k+1-\varepsilon)}^{2\alpha(-k+1)} J d\varphi \right) \\ &= \frac{1}{2} \left(\int_{2\alpha(-k+\varepsilon)}^{2\alpha(-k+1)} J d\varphi + \int_{2\alpha(-k+1)}^{2\alpha(k-1)} J d\varphi + \int_{2\alpha(k-1)}^{2\alpha(k-\varepsilon)} J d\varphi \right) \\ &= \frac{1}{2} \int_{-\pi}^\pi e^{r^2 \cos(\varphi)/2t} d\varphi. \end{aligned}$$

Case $\alpha = \frac{\pi}{2k+1-2\varepsilon} > \frac{\pi}{2k+1}$, with $k \geq 1$ and $\frac{1}{2} > \varepsilon > 0$: the equation becomes $-k - \frac{1}{2} + \varepsilon - \frac{\phi}{\alpha} < j < k + \frac{1}{2} - \varepsilon - \frac{\phi}{\alpha}$. Then the set V takes three different values:

- On $[0, \alpha(\frac{1}{2} - \varepsilon)[$, $V = \{-k, \dots, k\}$,
- on $]\alpha(\frac{1}{2} - \varepsilon), \alpha(\frac{1}{2} + \varepsilon)]$, $V = \{-k, \dots, k-1\}$,
- on $](\frac{1}{2} + \varepsilon)\alpha, \alpha]$, $V = \{-k-1, \dots, k-1\}$.

Here we have

$$\begin{aligned} \int_0^\alpha \sum_{j \in V_\phi} e^{r^2 \cos(2\phi+2j\alpha)/2t} d\phi &= \int_0^{(\frac{1}{2}-\varepsilon)\alpha} \sum_{j=-k}^k e^{r^2 \cos(2\phi+2j\alpha)/2t} d\phi \\ &\quad + \int_{(\frac{1}{2}-\varepsilon)\alpha}^{(\frac{1}{2}+\varepsilon)\alpha} \sum_{j=-k}^{k-1} e^{r^2 \cos(2\phi+2j\alpha)/2t} d\phi + \int_{(\frac{1}{2}+\varepsilon)\alpha}^\alpha \sum_{j=-k-1}^{k-1} e^{r^2 \cos(2\phi+2j\alpha)/2t} d\phi \\ &= \frac{1}{2} \sum_{j=-k}^k \int_{2j\alpha}^{(1-2\varepsilon+2j)\alpha} e^{r^2 \cos(\varphi)/2t} d\varphi + \frac{1}{2} \sum_{j=-k}^{k-1} \int_{(1-2\varepsilon+2j)\alpha}^{(1+2\varepsilon+2j)\alpha} e^{r^2 \cos(\varphi)/2t} d\varphi \\ &\quad + \frac{1}{2} \sum_{j=-k-1}^{k-1} \int_{(1+2\varepsilon+2j)\alpha}^{2(j+1)\alpha} e^{r^2 \cos(\varphi)/2t} d\varphi = \frac{1}{2} \sum_{j=-k}^{k-1} \int_{2j\alpha}^{2(j+1)\alpha} e^{r^2 \cos(\varphi)/2t} d\varphi \\ &\quad + \frac{1}{2} \left(\int_{2k\alpha}^{(1-2\varepsilon+2k)\alpha} e^{r^2 \cos(\varphi)/2t} d\varphi + \int_{(1+2\varepsilon-2k-2)\alpha}^{-2k\alpha} e^{r^2 \cos(\varphi)/2t} d\varphi \right) \\ &= \frac{1}{2} \int_{(-2k-1+2\varepsilon)\alpha}^{(2k+1-2\varepsilon)\alpha} e^{r^2 \cos(\varphi)/2t} d\varphi = \frac{1}{2} \int_{-\pi}^\pi e^{r^2 \cos(\varphi)/2t} d\varphi. \end{aligned}$$

Recalling the formula for the modified Bessel function of the second type,

$$I_0(x) = \frac{1}{\pi} \int_0^\pi e^{x \cos(\theta)} d\theta,$$

we see that

$$\frac{1}{2} \int_{-\pi}^\pi e^{r^2 \cos(\varphi)/2t} d\varphi = \int_0^\pi e^{r^2 \cos(\varphi)/2t} d\varphi = \pi I_0(r^2/2t).$$

This completes the proof of the lemma. \square

To compute the contribution to the Polyakov formula from these poles, we recall that the residues at the poles of f_2 , restricted to the diagonal, give $2\alpha e^{r^2 \cos(2\phi+2j\alpha)/2t}$. Furthermore, there is a factor of $\frac{e^{-r^2/2t}}{8\alpha\pi t}$, and finally, the reflected term is subtracted in the definition of the heat kernel. The preceding lemma takes care of the integration

with respect to ϕ , and so it remains to analyze

$$\begin{aligned} -\frac{2\alpha}{8\alpha t} \int_0^R e^{-r^2/2t} \log(r) I_0(r^2/2t) r dr &= \frac{-1}{4t} \int_0^R e^{-r^2/2t} \log(r) I_0(r^2/2t) r dr \\ &= \frac{\pi}{4} T_{2,2}(t), \end{aligned}$$

where $T_{2,2}(t)$ was defined in Sect. 5. There, we computed the t^0 term in the expansion of $T_{2,2}(t)$ to be $-\frac{1}{2\pi}$. There is no $\log(t)$ term coming from $T_{2,2}(t)$. We therefore have a contribution from the reflected term by

$$-\frac{\pi}{4} \frac{1}{2\pi} = -\frac{1}{8}.$$

Recalling the factor of $2/\alpha$, the contribution to the variational Polyakov formula from these poles is simply

$$-\frac{1}{4\alpha}. \quad (6.10)$$

6.2 Contribution from the Integrals over the Lines

The line ℓ_1 can be parameterized by $\ell_1(s) = -\pi + is$, $-\infty < s < \infty$, and $\ell_2(s) = \pi + is$, now with s going from ∞ to $-\infty$. Write

$$\int_{\ell_1 \cup \ell_2} (f_1(z) - f_2(z)) dz = L_1 + L_2.$$

Note that if $\alpha = \pi/n$, for some $n \in \mathbb{N}$, then f_1 is periodic of period 2π ,

$$\begin{aligned} f_1(z + 2\pi) &= \frac{e^{rr' \cos(z+2\pi)/2t}}{1 - e^{in\pi(\phi' - \phi - z - 2\pi)/\pi}} \\ &= \frac{e^{rr' \cos(z)/2t}}{1 - e^{in(\phi' - \phi - z - 2\pi)}} \\ &= \frac{e^{rr' \cos(z)/2t}}{1 - e^{in(\phi' - \phi - z)}} = f_1(z). \end{aligned}$$

Therefore f_1 takes the same values in the lines ℓ_1 and ℓ_2 . Since they have contrary orientation, the integrals sum to zero. The same holds for f_2 , since

$$\begin{aligned}
 f_2(z + 2\pi) &= \frac{e^{rr' \cos(z+2\pi)/2t}}{1 - e^{in\pi(\phi' + \phi - z - 2\pi)/\pi}} \\
 &= \frac{e^{rr' \cos(z)/2t}}{1 - e^{in(\phi' + \phi - z - 2\pi)}} \\
 &= \frac{e^{rr' \cos(z)/2t}}{1 - e^{in(\phi' + \phi - z)}} = f_2(z).
 \end{aligned}$$

In the general case, consider first f_1 :

$$\begin{aligned}
 L_1 &= \int_{\ell_1 \cup \ell_2} f_1(z) dz \\
 &= i \int_{-\infty}^{\infty} \left(\frac{e^{-rr' \cosh(s)/2t}}{1 - e^{i\frac{\pi}{\alpha}(\pi + \phi' - \phi)} e^{\frac{\pi}{\alpha}s}} - \frac{e^{-rr' \cosh(s)/2t}}{1 - e^{i\frac{\pi}{\alpha}(-\pi + \phi' - \phi)} e^{\frac{\pi}{\alpha}s}} \right) ds.
 \end{aligned}$$

Restricting to the diagonal, $r = r'$ and $\phi = \phi'$, we re-write

$$\begin{aligned}
 L_1 &= i \int_{-\infty}^{\infty} e^{-r^2 \cosh(s)/(2t)} \left(\frac{1}{1 - e^{\pi s/\alpha} e^{i\pi^2/\alpha}} - \frac{1}{1 - e^{\pi s/\alpha} e^{-i\pi^2/\alpha}} \right) ds \\
 &= i \int_{-\infty}^{\infty} e^{-r^2 \cosh(s)/(2t)} \left(\frac{e^{\pi s/\alpha} (2i \sin(\pi^2/\alpha))}{1 + e^{2\pi s/\alpha} - e^{\pi s/\alpha} (2 \cos(\pi^2/\alpha))} \right) ds \\
 &= -2 \sin(\pi^2/\alpha) \int_{-\infty}^{\infty} e^{-r^2 \cosh(s)/(2t)} \frac{1}{e^{-\pi s/\alpha} + e^{\pi s/\alpha} - 2 \cos(\pi^2/\alpha)} ds \\
 &= -\sin(\pi^2/\alpha) \int_{-\infty}^{\infty} \frac{e^{-r^2 \cosh(s)/(2t)}}{\cosh(\pi s/\alpha) - \cos(\pi^2/\alpha)} ds.
 \end{aligned}$$

Including the factor of $\frac{e^{-r^2/2t}}{8\alpha\pi t}$, as well as the $\log(r)$, we compute

$$\begin{aligned}
 &\frac{1}{8\alpha\pi t} \int_0^R \int_0^\alpha e^{-r^2(1+\cosh(s))/2t} \log(r) r dr d\phi \\
 &= \frac{1}{8\pi t} \int_0^R e^{-r^2(1+\cosh(s))/2t} \log(r) r dr.
 \end{aligned}$$

Next, we do a substitution letting

$$u = \frac{r^2(1 + \cosh(s))}{2t}, \quad du = \frac{r(1 + \cosh(s))}{t} dr,$$

so this becomes

$$\frac{1}{16\pi(1 + \cosh(s))} \int_0^{R^2(1+\cosh(s))/2t} e^{-u} \log(2tu/(1 + \cosh(s))) du.$$

It follows from our previous estimates that the integral from $R^2(1 + \cosh(s))/2t$ to ∞ is rapidly vanishing as $t \downarrow 0$. Hence, we may simply compute

$$\begin{aligned} & \frac{1}{16\pi(1 + \cosh(s))} \int_0^\infty e^{-u} \log(2tu/(1 + \cosh(s))) du \\ &= \frac{1}{16\pi(1 + \cosh(s))} \left(\log\left(\frac{2}{1 + \cosh(s)}\right) + \log(t) - \gamma_e \right). \end{aligned}$$

Thus, we have for L_1 in the case that $\alpha \neq \frac{\pi}{n}$ for any $n \in \mathbb{N}$, a contribution coming from

$$\begin{aligned} & -\sin(\pi^2/\alpha) \int_{-\infty}^\infty \frac{\log\left(\frac{2}{1+\cosh(s)}\right) - \gamma_e}{16\pi(1 + \cosh(s))(\cosh(\pi s/\alpha) - \cos(\pi^2/\alpha))} ds, \\ & -\log(t) \sin(\pi^2/\alpha) \int_{-\infty}^\infty \frac{1}{16\pi(1 + \cosh(s))(\cosh(\pi s/\alpha) - \cos(\pi^2/\alpha))} ds. \end{aligned}$$

Recalling the factor of $2/\alpha$, this gives a contribution to the variational Polyakov formula

$$\begin{aligned} & -\frac{2}{\alpha} \sin(\pi^2/\alpha) \int_{-\infty}^\infty \frac{\log\left(\frac{2}{1+\cosh(s)}\right) - \gamma_e}{16\pi(1 + \cosh(s))(\cosh(\pi s/\alpha) - \cos(\pi^2/\alpha))} ds \\ & + \frac{2\gamma_e}{\alpha} \sin(\pi^2/\alpha) \int_{-\infty}^\infty \frac{1}{16\pi(1 + \cosh(s))(\cosh(\pi s/\alpha) - \cos(\pi^2/\alpha))} ds. \end{aligned}$$

In forthcoming work, we shall compute these integrals.

Fortunately, there will be no contribution to our formula coming from f_2 . To see this, we compute analogously

$$L_2 = -i \int_{-\infty}^\infty \left(\frac{e^{-rr' \cosh(s)/2t}}{1 - e^{i\frac{\pi}{\alpha}(\pi + \phi' + \phi)} e^{\frac{\pi}{\alpha}s}} - \frac{e^{-rr' \cosh(s)/2t}}{1 - e^{i\frac{\pi}{\alpha}(-\pi + \phi' + \phi)} e^{\frac{\pi}{\alpha}s}} \right) ds.$$

Restricting to the diagonal, we obtain

$$L_2 = \sin(\pi^2/\alpha) \int_{-\infty}^\infty \frac{e^{-r^2 \cosh(s)/(2t)}}{\cosh(s\pi/\alpha + 2\pi i\phi/\alpha) - \cos(\pi^2/\alpha)} ds.$$

As observed by Kac, the when one integrates L_2 over the domain, that is with respect to $rdrd\phi$, the result vanishes; see [20, p. 22]. It is not immediately clear there *why* the integral vanishes, because the computation is omitted. Moreover, our setting is not identical, because we are integrating with respect to $\log(r)rdrd\phi$ rather than $rdrd\phi$. However, upon closer inspection, it becomes apparent that the reason the integral of L_2 over the domain vanishes is due to integration with respect to the angular variable, $d\phi$.

For the sake of completeness, since this computation is only stated but not demonstrated in [20], we compute the integral with respect to the angular variable ϕ ,

$$\int_0^\alpha \frac{1}{\cosh(s\pi/\alpha + 2\pi i\phi/\alpha) + C} d\phi, \quad C := -\cos(\pi^2/\alpha).$$

We do the substitution

$$\theta = s\pi/\alpha + 2\pi i\phi/\alpha,$$

and this becomes

$$\frac{\alpha}{2\pi i} \int_{s\pi/\alpha}^{s\pi/\alpha + 2\pi i} \frac{1}{\cosh(\theta) + C} d\theta.$$

The integral is

$$-\frac{2 \arctan\left(\frac{(C-1) \tanh(\theta/2)}{\sqrt{1-C^2}}\right)}{\sqrt{1-C^2}} \Bigg|_{\theta=s\pi/\alpha}^{s\pi/\alpha + 2\pi i}. \quad (6.11)$$

It suffices to compute that the value of the hyperbolic tangent is the same at both endpoints,

$$\begin{aligned} \tanh\left(\frac{s\pi/\alpha + 2\pi i}{2}\right) &= \frac{\sinh(i\pi + s\pi/(2\alpha))}{\cosh(i\pi + s\pi/(2\alpha))} \\ &= \frac{-\sinh(s\pi/(2\alpha))}{-\cosh(s\pi/(2\alpha))} = \tanh(s\pi/(2\alpha)). \end{aligned}$$

This follows from the fact that $e^{\pm i\pi} = -1$, and so

$$\sinh(i\pi + \theta) = -\sinh(\theta), \quad \cosh(i\pi + \theta) = -\cosh(\theta).$$

Consequently, since the \tanh has the same values at the two endpoints, the whole quantity (6.11) vanishes. It follows that L_2 will make no contributions to our formula.

6.3 The Total Expressions

We begin with the total expression for the heat kernel on an infinite sector of opening angle $\alpha \in]0, \pi[$ with Dirichlet boundary condition:

$$\begin{aligned}
H_\alpha(r, \phi, r', \phi', t) = & \frac{e^{-(r^2+r'^2)/4t}}{8\pi\alpha t} \left(\sum_{k=k_{\min}}^{k_{\max}} 2\alpha e^{rr' \cos(\phi' - \phi + 2k\alpha)/2t} \right. \\
& + \sum_{V_{\phi, \phi'}} 2\alpha e^{rr' \cos(\phi' + \phi + 2j\alpha)/2t} \\
& - \sin(\pi^2/\alpha) \int_{-\infty}^{\infty} \frac{e^{-rr' \cosh(s)/2t}}{\cosh(\frac{\pi}{\alpha}s + i\frac{\pi}{\alpha}(\phi' - \phi)) - \cos(\pi^2/\alpha)} ds \\
& \left. + \sin(\pi^2/\alpha) \int_{-\infty}^{\infty} \frac{e^{-rr' \cosh(s)/2t}}{\cosh(\frac{\pi}{\alpha}s + i\frac{\pi}{\alpha}(\phi' + \phi)) - \cos(\pi^2/\alpha)} ds \right),
\end{aligned}$$

where $k_{\min} = \lceil \frac{-\pi}{2\alpha} \rceil$, and $k_{\max} = \lfloor \frac{\pi}{2\alpha} \rfloor$ if $\frac{\pi}{2\alpha} \notin \mathbb{Z}$, otherwise $k_{\max} = \frac{\pi}{2\alpha} - 1$. For $0 < \phi' - \phi < \min\{(\frac{\pi}{2\alpha} - \lfloor \frac{\pi}{2\alpha} \rfloor)2\alpha, \alpha/2\}$, if $\frac{\pi}{2\alpha} \notin \mathbb{Z}$, and $0 < \phi' - \phi < \alpha/2$ otherwise. The sets

$$V_{\phi, \phi'} := \left] \frac{-\pi - \phi - \phi'}{2\alpha}, \frac{\pi - \phi - \phi'}{2\alpha} \right[\cap \mathbb{Z},$$

are the same as the sets V_ϕ described in the proof of Lemma 7.

The total expression of Polyakov's formula is obtained by putting together the previous computations, recalling the factor of $\frac{2}{\alpha}$, and including contribution of the constant coefficient of the heat trace. We combine all these ingredients to determine the coefficients $a_{2,0}$ and $a_{2,1}$ in the expansion (1.4) and conclude with the variational Polyakov formula for all sectors.

Recall that the constant coefficient of the heat trace, which is $\zeta_{\Delta_\alpha}(0)$ in Eq. (3.3), was computed according to [27, Eq. (2.13)]. Including the factor of $\frac{2}{\alpha}$, the contribution to the Polyakov formula from the heat trace is

$$\frac{2}{\alpha} \zeta_{\Delta_\alpha}(0) = \frac{2}{\alpha} \left(-\frac{1}{12} + \frac{\pi^2 + \alpha^2}{24\pi\alpha} + 2\frac{\pi^2 + \pi^2/4}{24\pi(\pi/2)} \right).$$

This simplifies to

$$\frac{\pi}{12\alpha^2} + \frac{1}{12\pi} + \frac{1}{4\alpha}.$$

Consequently, when we combine with the contribution of the reflected term (6.10) the $\frac{1}{4\alpha}$ term vanishes. Adding the contributions of the direct term and of the line L_1 we obtain

$$\begin{aligned}
& \left. \frac{\partial}{\partial \gamma} (-\log(\det(\Delta_\gamma))) \right|_{\gamma=\alpha} = \frac{\pi}{12\alpha^2} + \frac{1}{12\pi} \\
& + \sum_{k \in W_\alpha} \left(\frac{-\gamma_e}{2\pi(1 - \cos(2k\alpha))} + \frac{1}{4\pi(1 - \cos(2k\alpha))} \log \left(\frac{2}{1 - \cos(2k\alpha)} \right) \right)
\end{aligned}$$

$$\begin{aligned}
& -\frac{2}{\alpha} \sin(\pi^2/\alpha) \int_{-\infty}^{\infty} \frac{\log\left(\frac{2}{1+\cosh(s)}\right) - \gamma_e}{16\pi(1+\cosh(s))(\cosh(\pi s/\alpha) - \cos(\pi^2/\alpha))} ds \\
& + \frac{2\gamma_e}{\alpha} \sin(\pi^2/\alpha) \int_{-\infty}^{\infty} \frac{1}{16\pi(1+\cosh(s))(\cosh(\pi s/\alpha) - \cos(\pi^2/\alpha))} ds,
\end{aligned}$$

where the set W_α is defined in the statement of Theorem 4. Notice that if the angle α is of the form $\alpha = \frac{\pi}{n}$, for some $n \in \mathbb{N}$, then the terms with the integrals are omitted from the formula. \square

7 Determinant of the Laplacian on Rectangles

In this section we prove Theorem 5. Consider a rectangle of width $1/L$ and length L . The spectrum of the Euclidean Laplacian on this rectangle with Dirichlet boundary condition can easily be computed using separation of variables, and it is

$$\left\{ \frac{m^2 \pi^2}{L^2} + \frac{n^2 \pi^2}{w^2} \right\}_{m,n \in \mathbb{N}}.$$

Consequently the spectral zeta function has the following expression:

$$\begin{aligned}
\zeta_L(s) &= \sum_{m,n \in \mathbb{N}} \left(\frac{1}{\pi^2 m^2 / L^2 + \pi^2 n^2 L^2} \right)^s \\
&= (\pi)^{-2s} \sum_{m,n \in \mathbb{N}} \frac{1}{|L|^{2s} |mz + n|^{2s}}, \quad z = \frac{i}{L^2}.
\end{aligned}$$

Proof of Theorem 5 We would like to use the computations in [35, pp. 204–205], and so we relate the above expression for the zeta function to the corresponding expression in [35] for the torus by

$$\begin{aligned}
\zeta_L(s) &= \frac{(\pi)^{-2s}}{2} \left(\sum_{(m,n) \in \mathbb{Z} \times \mathbb{Z} \setminus (0,0)} \frac{1}{|L|^{2s} |mz + n|^{2s}} \right. \\
&\quad \left. - 2L^{-2s} \sum_{n \in \mathbb{N}} \frac{1}{n^{2s}} - 2L^{2s} \sum_{m \in \mathbb{N}} \frac{1}{m^{2s}} \right).
\end{aligned}$$

By [35, pp. 204–205],

$$G(s) := \sum_{(m,n) \in \mathbb{Z} \times \mathbb{Z} \setminus (0,0)} \frac{1}{|L|^{2s} |mz + n|^{2s}},$$

satisfies

$$G(0) = -1, \quad G'(0) = -\frac{1}{12} \log \left((2\pi)^{24} \frac{(\eta(z)\bar{\eta}(z))^{24}}{(L)^{24}} \right),$$

where η is the Dedekind η function. Consequently,

$$\zeta_L(s) = \frac{1}{2\pi^{2s}} \left(G(s) - 2L^{-2s} \zeta_R(2s) - 2L^{2s} \zeta_R(2s) \right),$$

where $\zeta_R(s)$ denotes the Riemann zeta function $\zeta_R(s) = \sum_{n \in \mathbb{N}} n^{-s}$. Since the Riemann zeta function satisfies

$$\zeta_R(0) = -\frac{1}{2}, \quad \zeta'_R(0) = -\log \sqrt{2\pi},$$

we compute

$$\begin{aligned} \zeta'_L(0) &= \frac{1}{2} G'(0) - \log \pi + 2 \log(2\pi) \\ &= -\log \left(\frac{2\pi |\eta(z)|^2}{L} \right) - \log \pi + 2 \log(2\pi) \\ &= \log(2) - \log \left(|\eta(z)|^2 / L \right). \end{aligned}$$

Consequently we obtain the formula for the determinant

$$\det \Delta_L = e^{-\zeta'_L(0)} = \frac{|\eta(z)|^2}{2L} = \frac{|\eta(i/L^2)|^2}{2L} =: f(L).$$

Since the rectangle is invariant under $L \mapsto L^{-1}$, we also have

$$f(L) = \frac{1}{2} \eta \left(iL^2 \right)^2 L.$$

We briefly recall the definition and some classical identities for the Dedekind η function. First, we have

$$\eta(\tau) = q^{1/12} \prod_{n=1}^{\infty} (1 - q^{2n}), \quad q = e^{\pi i \tau}, \quad \text{Im}(\tau) > 0.$$

We use the following identity from [21, p. 12],

$$\log \eta(i/y) - \log \eta(iy) = \frac{1}{2} \log(y), \quad y \in \mathbb{R}^+.$$

Then, we compute for

$$\begin{aligned} -\log(\det \Delta_L) &= \zeta'_L(0) = -2 \log\left(\eta\left(i/L^2\right)\right) + \log(L) + \log(2), \\ &\quad -i \frac{\eta'(i/y)}{\eta(i/y)y^2} - i \frac{\eta'(iy)}{\eta(iy)} \\ &= \frac{1}{2y} \implies 4\eta'(i) = i\eta(i). \end{aligned}$$

This shows that

$$\frac{d}{dL} \zeta'_L(0) = \frac{4i\eta'(i/L^2)}{\eta(i/L^2)L^3} + \frac{1}{L} \implies \frac{d}{dL} \zeta'_{L=1}(0) \frac{4i\eta'(i) + \eta(i)}{\eta(i)} = 0. \quad (7.1)$$

Since $\frac{d}{dL} \det \Delta_L = \left(\frac{d}{dL} \log(\det \Delta_L)\right) \det \Delta_L$, and $\det \Delta_L > 0$, we have that

$$\left. \frac{d}{dL} \det \Delta_L \right|_{L=1} = 0.$$

Next, we show that $f(L)$ is monotonically increasing on $(0, 1)$. By symmetry under $L \mapsto L^{-1}$, this will complete the proof that the zeta-regularized determinant on a rectangle of dimensions $L \times 1/L$ is uniquely minimized by the square of side length one.

To prove this, we begin by recalling equation (1.13) from Hardy and Ramanujan [17, Eq. (1.13)],

$$\eta(\tau) = \frac{q^{1/12}}{1 + \sum_{n=1}^{\infty} p(n)q^{2n}}, \quad q = e^{\pi i \tau}, \quad \text{Im}(\tau) > 0.$$

Above, $p(n)$ is the number theoretic partition function on n . We therefore compute that

$$2f(L) = \eta\left(iL^2\right)^2 L = \frac{Le^{-\pi L^2/6}}{\left(1 + \sum_{n=1}^{\infty} p(n)e^{-2\pi L^2 n}\right)^2}.$$

It is clear to see that the denominator is a monotonically decreasing function of L . We compute that the numerator,

$$Le^{-\pi L^2/6} \text{ is monotonically increasing on } L \in \left(0, \sqrt{\frac{3}{\pi}}\right).$$

Thus the quotient is monotonically increasing on that interval as well.

Let us write

$$\begin{aligned} 2f(L) &= F(L)\tilde{G}(L), \\ F(L) &= Le^{-\pi L^2/6}, \\ \tilde{G}(L) &= \left(1 + \sum_{n=1}^{\infty} p(n)e^{-2\pi L^2 n}\right)^{-2}. \end{aligned}$$

Then we have that $F, \tilde{G} > 0$ on $L > 0$, and $\tilde{G}'(L) > 0$ on $L > 0$. We also have that $F'(L) > 0$ for $0 < L < \sqrt{3/\pi}$, $F'(\sqrt{3/\pi}) = 0$, and $F'(L) < 0$ for $\sqrt{3}\pi < L < 1$. We wish to prove that

$$(F\tilde{G})' > 0 \quad \text{on} \quad \left[\sqrt{\frac{3}{\pi}}, 1\right).$$

This is immediately true at the left endpoint by the preceding observations. Thus, it is enough to show that

$$\left|\frac{F'}{F}\right| < \left|\frac{\tilde{G}'}{\tilde{G}}\right| \quad \text{on} \quad \left(\sqrt{\frac{3}{\pi}}, 1\right).$$

We already know that the equality $|F'/F| = |\tilde{G}'/\tilde{G}|$ holds at $L = 1$. Thus, after computing $|F'/F|$, we must show that

$$\frac{\tilde{G}'}{\tilde{G}} > \frac{\pi L}{3} - \frac{1}{L}, \quad \sqrt{\frac{3}{\pi}} < L < 1.$$

We compute

$$\tilde{G}'(L) = -2 \left(1 + \sum_{n \geq 1} p(n)e^{-2\pi L^2 n}\right)^{-3} \left(-4\pi L \sum_{n \geq 1} np(n)e^{-2\pi L^2 n}\right).$$

Thus

$$\frac{\tilde{G}'}{\tilde{G}} = \frac{8\pi L \sum np(n)e^{-2\pi L^2 n}}{1 + \sum p(n)e^{-2\pi L^2 n}},$$

and we are bound to prove that

$$\frac{\tilde{G}'}{\tilde{G}} = \frac{8\pi L \sum np(n)e^{-2\pi L^2 n}}{1 + \sum p(n)e^{-2\pi L^2 n}} > \left|\frac{F'}{F}\right| = \frac{\pi L}{3} - \frac{1}{L}, \quad \sqrt{\frac{3}{\pi}} < L < 1.$$

Consequently, re-arranging the above inequality, we are bound to prove that

$$A(L) > B(L), \quad \sqrt{\frac{3}{\pi}} < L < 1,$$

where

$$A(L) = \sum_{n \geq 1} np(n)e^{-2\pi L^2 n},$$

$$B(L) = \left(\frac{1}{24} - \frac{1}{8\pi L^2} \right) \left(1 + \sum_{n \geq 1} p(n)e^{-2\pi L^2 n} \right).$$

To prove that $A(L) > B(L)$ for $\sqrt{3}\pi < L < 1$, we first observe that $A(L) > 0$ for all $L > 0$. Moreover, $A(L)$ is clearly a monotonically decreasing function of L . We have calculated that $f'(1) = 0$, and $2f(L) = F(L)\tilde{G}(L)$, which shows that

$$\frac{\tilde{G}'(1)}{\tilde{G}(1)} = -\frac{F'(1)}{F(1)} = \left| \frac{F'(1)}{F(1)} \right| = \frac{\pi}{3} - 1.$$

Hence, $A(1) = B(1)$. It is plain to see that $B(\sqrt{3/\pi}) = 0$. Thus since A is monotonically decreasing on $(\sqrt{3/\pi}, 1)$, and $A(\sqrt{3/\pi}) > B(\sqrt{3/\pi})$, it suffices to show that B is strictly increasing on $(\sqrt{3/\pi}, 1)$. If this is the case, then the graphs of A and B can only cross at most once on $(\sqrt{3/\pi}, 1]$. Since we know that at the left endpoint of this interval, we have $A > B$, and at the right endpoint, we have $A = B$, this shows that on the open interval $(\sqrt{3/\pi}, 1)$, $A > B$.

We therefore compute

$$\begin{aligned} B'(L) &= \frac{2}{8\pi L^3} \left(1 + \sum p(n)e^{-2\pi L^2 n} \right) \\ &\quad + \left(\frac{1}{24} - \frac{1}{8\pi L^2} \right) \sum -4\pi L np(n)e^{-2\pi L^2 n} \\ &= \frac{1}{4\pi L^3} \left(1 + \sum p(n)e^{-2\pi L^2 n} \right) \\ &\quad + \left(\frac{1}{6} - \frac{1}{2\pi L^2} \right) (-\pi L) \sum np(n)e^{-2\pi L^2 n}. \end{aligned}$$

On $(\sqrt{3/\pi}, 1)$,

$$\frac{1}{4\pi L^3} \left(1 + \sum p(n)e^{-2\pi L^2 n} \right) > 0,$$

whereas

$$\left(\frac{1}{6} - \frac{1}{2\pi L^2} \right) (-\pi L) \sum np(n)e^{-\pi L^2 n} < 0.$$

Thus, it suffices to prove that

$$\frac{1}{4\pi^2 L^4} \left(1 + \sum p(n) e^{-2\pi L^2 n} \right) > \left(\frac{1}{6} - \frac{1}{2\pi L^2} \right) \sum np(n) e^{-2\pi L^2 n},$$

for $L \in (\sqrt{3/\pi}, 1)$. We have on this interval

$$\frac{1}{4\pi^2 L^4} \left(1 + \sum p(n) e^{-2\pi L^2 n} \right) > \frac{1}{4\pi^2}.$$

So, it will be enough to prove that

$$\frac{1}{4\pi^2} > \left(\frac{1}{6} - \frac{1}{2\pi L^2} \right) \sum np(n) e^{-2\pi L^2 n}.$$

On this interval

$$\frac{1}{6} - \frac{1}{2\pi L^2} \leq \frac{1}{6} - \frac{1}{2\pi} = \frac{\pi - 3}{6\pi}.$$

So, it is enough to prove that

$$\frac{6\pi}{(\pi - 3)} \frac{1}{4\pi^2} = \frac{3}{(\pi - 3)2\pi} > \sum np(n) e^{-2\pi L^2 n}.$$

For one final simplification, since the sum on the right is a monotonically decreasing function of L , it will suffice to prove this inequality holds for the smallest possible $L = \sqrt{3/\pi}$. Thus, it is enough to prove that

$$\frac{3}{(\pi - 3)2\pi} > \sum np(n) e^{-6n}.$$

Now, we recall a recent estimate of the partition function ([11, p. 114])

$$p(n) \leq \frac{e^{c\sqrt{n}}}{n^{3/4}}, \quad c = \pi\sqrt{2/3} < 2.6, \quad \forall n \geq 1.$$

It is straightforward to verify that for all $n \geq 2$ we have

$$n^{1/4} e^{2.6\sqrt{n}} \leq e^{2n}.$$

Thus we estimate

$$\begin{aligned} \sum np(n) e^{-6n} &= e^{-6} + \sum_{n \geq 2} np(n) e^{-6n} \leq e^{-6} + \sum_{n \geq 2} e^{-4n} \\ &= \frac{1}{e^6} + \frac{1}{e^8 - e^4} < 0.003. \end{aligned}$$

On the other hand

$$\frac{3}{(\pi - 3)2\pi} > 3.$$

This completes the proof. \square

8 Concluding Remarks

Isospectral polygonal domains are known to exist [14], and one can construct many examples by folding paper [8]. A natural question is: how many polygonal domains may be isospectral to a fixed polygonal domain? Osgood, Phillips and Sarnak used the zeta-regularized determinant to prove that the set of isospectral metrics on a given surface of fixed area is compact in the smooth topology [36]. Can one generalize this result in a suitable way to domains with corners? Is it possible to define a flow, as [35] did, which deforms any initial n -gon towards the regular one over time and increases the determinant? How large is the set of isospectral metrics on a surface with conical singularities? These and further related questions will be the subject of future investigation and forthcoming work.

Acknowledgements The authors are grateful to Gilles Carron and Rafe Mazzeo for their interest in the Project and many useful conversations. The second author is also grateful to Lashi Bandara for productive discussions. We specially acknowledge Werner Müller's support and remarks. Finally, we thank strongly the anonymous referee for insightful comments and constructive criticism. C. L. Aldana was supported by ANR Grant ACG: ANR-10-BLAN 0105 and by the Fonds National de la Recherche, Luxembourg 7926179.

Open Access This article is distributed under the terms of the Creative Commons Attribution 4.0 International License (<http://creativecommons.org/licenses/by/4.0/>), which permits unrestricted use, distribution, and reproduction in any medium, provided you give appropriate credit to the original author(s) and the source, provide a link to the Creative Commons license, and indicate if changes were made.

Appendix: Carslaw's Formula for the Dirichlet Heat Kernel of the Quadrant

In the case $\alpha = \pi/2$, the Dirichlet heat kernel for the (infinite) quadrant in polar coordinates was given in Eq. (5.1)

$$p_C(r, r', \phi, \phi', t) = \frac{e^{-\frac{r^2 + r'^2}{4t}}}{2\pi t} \left(\cosh\left(\frac{rr' \cos(\phi' - \phi)}{2t}\right) - \cosh\left(\frac{rr' \cos(\phi' + \phi)}{2t}\right) \right).$$

We shall verify that this coincides with the formula in (6.2) with $\alpha = \pi/2$. The Dirichlet heat kernel by the method of Carslaw is

$$H_C(r, \phi, r', \phi', t) = \frac{e^{-(r^2+r'^2)/4t}}{8\pi\alpha t} \left(\int_{A_0} e^{rr' \cos(w)/2t} \frac{1}{1 - e^{i2(\phi' - \phi - w)}} dw - \int_{A_0} e^{rr' \cos(w)/2t} \frac{1}{1 - e^{i2(\phi' + \phi - w)}} dw \right). \quad (8.1)$$

We determine the poles of

$$f_1(w) = \frac{e^{rr' \cos(w)/2t}}{1 - e^{i2(\phi' - \phi - w)}}, \quad \text{and} \quad f_2(w) = \frac{e^{rr' \cos(w)/2t}}{1 - e^{i2(\phi' + \phi - w)}},$$

located in $] -\pi, \pi[$. In general, the poles of f_1 are at the points $\phi' - \phi + \pi j$ for some $j \in \mathbb{Z}$. By symmetry, we may assume without loss of generality that $\phi' > \phi$, and that $\phi' - \phi \leq \pi/2$. Then, the only $j \in \mathbb{Z}$ such that $\phi' - \phi + \pi j \in] -\pi, \pi[$ are $j = 0$ and $j = -1$. We compute the residues at these poles:

$$\begin{aligned} \text{Res}_{z=\phi' - \phi + \pi j} \frac{e^{rr' \cos(z)/2t}}{1 - e^{i2(\phi' - \phi - z)}} &= \lim_{z \rightarrow \phi' - \phi + \pi j} \frac{(z - (\phi' - \phi - \pi j))e^{rr' \cos(z)/2t}}{1 - e^{i2(\phi' - \phi - z)}} \\ &= \frac{1}{2i} e^{rr' \cos(\phi' - \phi + \pi j)/2t}. \end{aligned}$$

For f_2 , the poles are in general at $w = \phi' + \phi + \pi j$, for $j \in \mathbb{Z}$. Those poles within the interval $] -\pi, \pi[$, assuming without loss of generality $\phi' \geq \phi$ are again those with $j = -1$, and $j = 0$. The residues at these poles are:

$$\begin{aligned} \text{Res}_{z=\phi' + \phi + \pi j} \frac{e^{rr' \cos(z)/2t}}{1 - e^{i2(\phi' + \phi - z)}} &= \lim_{z \rightarrow \phi' + \phi + \pi j} \frac{(z - (\phi' + \phi + \pi j))e^{rr' \cos(z)/2t}}{1 - e^{i2(\phi' + \phi - z)}} \\ &= \frac{1}{2i} e^{rr' \cos(\phi' + \phi + \pi j)/2t}. \end{aligned}$$

Since the angle is $\pi/2$, the integrals over the lines vanish, so putting everything together we obtain:

$$\begin{aligned} H_C(r, \phi, r', \phi', t) &= \frac{e^{-(r^2+r'^2)/4t}}{4\pi t} \left(e^{rr' \cos(\phi' - \phi)/2t} + e^{rr' \cos(\phi' - \phi - \pi)/2t} \right. \\ &\quad \left. - e^{rr' \cos(\phi' + \phi)/2t} - e^{rr' \cos(\phi' + \phi - \pi)/2t} \right) \\ &= \frac{e^{-(r^2+r'^2)/4t}}{4\pi t} \left(e^{rr' \cos(\phi' - \phi)/2t} + e^{-rr' \cos(\phi' - \phi)/2t} \right. \\ &\quad \left. - e^{rr' \cos(\phi' + \phi)/2t} - e^{-rr' \cos(\phi' + \phi)/2t} \right) \\ &= p_C(r, r', \phi, \phi', t). \end{aligned}$$

It is also interesting to verify that for the case of the quarter circle, although the Polyakov formula given in Theorem 4 is quite complicated, it is nonetheless consistent with the result of Theorem 3. Especially, this is interesting because the proof of Theorem 3 is independent of the proof of Theorem 4.

For the quarter circle, the only contribution from the poles of f_1 corresponds to $k = -1$, and this gives

$$-\frac{\gamma_e}{4\pi}.$$

The contribution from the poles of f_2 is simply

$$-\frac{1}{2\pi}.$$

The heat trace gives a contribution of

$$-\frac{1}{3\pi} + \frac{1}{3\pi} + \frac{1}{12\pi} = \frac{11}{12\pi}.$$

Putting all of these together, we have

$$-\frac{\gamma_e}{4\pi} + \frac{5}{12\pi},$$

which indeed coincides with our calculation in (5.6).

References

1. Akutagawa, K., Carron, G., Mazzeo, R.: The Yamabe problem on stratified spaces. *Geom. Funct. Anal.* **24**, 1039–1079 (2014)
2. Albin, P., Aldana, C.L., Rochon, F.: Ricci flow and the determinant of the Laplacian on non-compact surfaces. *Commun. Partial Differ. Equ.* **38**(4), 711–749 (2013)
3. Aldana, C.L.: Asymptotics of relative heat traces and determinants on open surfaces of finite area. *Ann. Glob. Anal. Geom.* **44**(2), 169–216 (2013)
4. Alvarez, O.: Theory of strings with boundaries: fluctuations, topology and quantum geometry. *Nucl. Phys. B* **216**(1), 125–184 (1983)
5. Aurell, E., Salomonson, P.: On functional determinants of Laplacians in polygons and simplicial complexes. *Commun. Math. Phys.* **165**, 233–259 (1994)
6. Belavin, A.A., Polyakov, A.M., Zamolodchikov, A.B.: Infinite conformal symmetry in two-dimensional quantum field theory. *Nucl. Phys. B* **241**(2), 333–380 (1984)
7. Carslaw, H.S.: The Green's function for a wedge of any angle, and other problems in the conduction of heat. *Proc. Lond. Math. Soc.* **8**, 365–374 (1910)
8. Chapman, S.J.: Drums that sound the same. *Am. Math. Mon.* **102**, 124–138 (1995)
9. Cheeger, J.: Spectral geometry of singular Riemannian spaces. *J. Differ. Geom.* **18**, 575–657 (1983)
10. Davies, E.B.: Non-Gaussian aspects of heat kernel behaviour. *J. Lond. Math. Soc.* **55**(2), 105–125 (1997)
11. de Pribitkin, W.A.: Simple upper bounds for partition functions. *Ramanujan J.* **18**(1), 113–119 (2009)
12. Gil, J., Krainer, T., Mendoza, G.: Resolvents of elliptic cone operators. *J. Funct. Anal.* **241**, 1–55 (2006)
13. Gilkey, P.: The spectral geometry of a Riemannian manifold. *J. Differ. Geom.* **10**(4), 601–618 (1975)
14. Gordon, C., Webb, D.L., Wolpert, S.: Isospectral plane domains and surfaces via Riemannian orbifolds. *Invent. Math.* **110**(1), 1–22 (1992)

15. Grieser, D.: Notes on the heat kernel on manifolds with boundary. Preprint. <http://www.staff.uni-oldenburg.de/daniel.grieser/wwwvortraege/vortraege.html>
16. Grisvard, P.: Singularities in Boundary Value Problems. Masson, Paris (1992)
17. Hardy, G.H., Ramanujan, S.: Asymptotic formulae in combinatory analysis. *Proc. Lond. Math. Soc.* **2**(17), 75–115 (1918)
18. Hawking, S.W.: Zeta function regularization of path integrals in curved spacetime. *Commun. Math. Phys.* **55**(2), 133–148 (1977)
19. Hillairet, L., Kokotov, A.: Krein formula and S-matrix for Euclidean surfaces with conical singularities. *J. Geom. Anal.* **23**(3), 1498–1529 (2013)
20. Kac, M.: Can one hear the shape of a drum? *Am. Math. Mon.* **73**((4, part 2: Papers in Analysis)), 1–23 (1966)
21. Köhler, G.: Eta Products and Theta Series Identities. Springer Monographs in Mathematics. Springer, Berlin (2011)
22. Kokotov, A.: Compact polyhedral surfaces of arbitrary genus and determinants of Laplacians. *Proc. Am. Math. Soc.* **141**(2), 725–735 (2013)
23. Kokotov, A., Korotkin, D.: Normalized Ricci flow on Riemann surfaces and determinant of Laplacian. *Lett. Math. Phys.* **71**(3), 241–242 (2005)
24. Ladyzhenskaya, O., Ural'tseva, N.N.: Linear and Quasilinear Elliptic Equations. Academic, New York (1968)
25. Lesch, M.: Operators of Fuchs Type, Conical Singularities, and Asymptotic Methods. Teubner-Texte zur Mathematik, vol. 136. Teubner, Stuttgart (1997)
26. Loya, P., McDonald, P., Park, J.: Zeta regularized determinants for conic manifolds. *J. Funct. Anal.* **242**(1), 195–229 (2007)
27. Lu, Z., Rowlett, J.: One can hear the corners of a drum. *Bull. Lond. Math. Soc.* doi:[10.1112/blms/bdv094](https://doi.org/10.1112/blms/bdv094) (2015)
28. Mazzeo, R.: Elliptic theory of differential edge operators I. *Commun. Partial Differ. Equ.* **16**(10), 1615–1664 (1991)
29. Mazzeo, R., Montcouquiol, G.: Infinitesimal rigidity of cone-manifolds and the Stoker problem for hyperbolic and Euclidean polyhedra. *J. Differ. Geom.* **87**(3), 525–576 (2011)
30. Mazzeo, R., Rowlett, J.: A heat trace anomaly on polygons. *Math. Proc. Camb. Philos. Soc.* doi:[10.1017/S0305004115000365](https://doi.org/10.1017/S0305004115000365)
31. Mazzeo, R., Vertman, B.: Analytic torsion on manifolds with edges. *Adv. Math.* **231**(2), 1000–1040 (2012)
32. Melrose, R.: The Atiyah–Patodi–Singer Index Theorem. Research Notes in Mathematics, vol. 4. A K Peters Ltd., Wellesley (1993)
33. Mendoza, G.: Zeta functions of elliptic cone operators. In: *Partial Differential Equations and Spectral Theory. Operator Theory: Advances and Applications*, pp. 291–320. Springer. doi:[10.1007/978-3-0348-8231-6](https://doi.org/10.1007/978-3-0348-8231-6) (2011)
34. Müller, W.: Relative zeta functions, relative determinants and scattering theory. *Commun. Math. Phys.* **192**(2), 309–347 (1998)
35. Osgood, B., Phillips, R., Sarnak, P.: Extremals of determinants of Laplacians. *J. Funct. Anal.* **80**, 148–211 (1988)
36. Osgood, B., Phillips, R., Sarnak, P.: Compact isospectral sets of surfaces. *J. Funct. Anal.* **80**, 212–234 (1988)
37. Polyakov, A.M.: Quantum geometry of bosonic strings. *Phys. Lett. B* **103**(3), 207–210 (1981)
38. Ray, D.B., Singer, I.M.: R-torsion and the Laplacian on Riemannian manifolds. *Adv. Math.* **7**, 145–210 (1971)
39. Sher, D.A.: Conic degeneration and the determinant of the Laplacian. *J. Anal. Math.* **126**, 175–226 (2015)
40. Spreafico, M.: Zeta function and regularized determinant on a disc and on a cone. *J. Geom. Phys.* **54**(3), 355–371 (2005)
41. van den Berg, M., Srisatkunarajah, S.: Heat equation for a region in \mathbb{R}^2 with a polygonal boundary. *J. Lond. Math. Soc.* **37**(2), 119–127 (1988)
42. Watson, G.N.: A Treatise on the Theory of Bessel Functions. Cambridge University Press, Cambridge (1922)
43. Weyl, H.: Singuläre Integralgleichungen. *Math. Ann.* **66**(3), 273–324 (1908)