
Galactic planetary science

Giovanna Tinetti

Phil. Trans. R. Soc. A 2014 **372**, 20130077, published 24 March 2014

References

This article cites 93 articles, 10 of which can be accessed free
<http://rsta.royalsocietypublishing.org/content/372/2014/20130077.full.html#ref-list-1>

Article cited in:
<http://rsta.royalsocietypublishing.org/content/372/2014/20130077.full.html#related-urls>



This article is free to access

Subject collections

Articles on similar topics can be found in the following collections

[extrasolar planets](#) (26 articles)

Email alerting service

Receive free email alerts when new articles cite this article - sign up in the box at the top right-hand corner of the article or click [here](#)

Giovanna Tinetti

Department of Physics and Astronomy, University College London,
Gower Street, London WC1E 6BT, UK

rsta.royalsocietypublishing.org

Research



CrossMark
click for updates

Cite this article: Tinetti G. 2014 Galactic planetary science. *Phil. Trans. R. Soc. A* **372**: 20130077.

<http://dx.doi.org/10.1098/rsta.2013.0077>

One contribution of 17 to a Theo Murphy Meeting Issue 'Characterizing exoplanets: detection, formation, interiors, atmospheres and habitability'.

Subject Areas:

extrasolar planets

Keywords:

exoplanets, atmospheric models,
space missions

Author for correspondence:

Giovanna Tinetti

e-mail: g.tinetti@ucl.ac.uk

Planetary science beyond the boundaries of our Solar System is today in its infancy. Until a couple of decades ago, the detailed investigation of the planetary properties was restricted to objects orbiting inside the Kuiper Belt. Today, we cannot ignore that the number of known planets has increased by two orders of magnitude nor that these planets resemble anything but the objects present in our own Solar System. Whether this fact is the result of a selection bias induced by the kind of techniques used to discover new planets—mainly radial velocity and transit—or simply the proof that the Solar System is a rarity in the Milky Way, we do not know yet. What is clear, though, is that the Solar System has failed to be *the* paradigm not only in our Galaxy but even 'just' in the solar neighbourhood. This finding, although unsettling, forces us to reconsider our knowledge of planets under a different light and perhaps question a few of the theoretical pillars on which we base our current 'understanding'. The next decade will be critical to advance in what we should perhaps call *Galactic planetary science*. In this paper, I review highlights and pitfalls of our current knowledge of this topic and elaborate on how this knowledge might arguably evolve in the next decade. More critically, I identify what should be the mandatory scientific and technical steps to be taken in this fascinating journey of remote exploration of planets in our Galaxy.

1. Introduction

If I had to select a single word to define the field of exoplanets, that word would be *revolutionary*. During the past years, over 1000 planets have been found around every type of star from A to M, including pulsars and binaries. Being the leftover of the stellar formation processes, planets appear to be rather ubiquitous and,

© 2014 The Authors. Published by the Royal Society under the terms of the Creative Commons Attribution License <http://creativecommons.org/licenses/by/3.0/>, which permits unrestricted use, provided the original author and source are credited.

in reality, the presence of a host star is not even a mandatory circumstance. The current statistical estimates indicate that, on average, every star in our Galaxy hosts at least one planetary companion [1], i.e. our Milky Way is crowded with one hundred billion planets.

The most revolutionary aspect of this young field is the discovery that the Solar System does not appear to be *the* paradigm in our Galaxy, but rather one of the many possible configurations we are seeing out there. These include planets completing a revolution in less than 1 day, as well as planets orbiting two stars or moving on trajectories so eccentric as to resemble comets. This variety of stellar and orbital parameters converts into planetary temperatures that span over two orders of magnitude. Unexpectedly, planetary sizes and masses do not appear to be ‘quantized’, as happens in the Solar System, where the terrestrial planets are well separated from Neptune and Uranus, and those are, in turn, quite distinct from Jupiter and Saturn. Instead, a continuum of sizes and masses appear to exist, from the super-Jupiter down to the sub-Earth objects [2,3].

While the relative frequency of ‘odd’ planets compared to the ‘normal’ ones—assuming the Solar System planets represent the normality—might be the result of some selection effects caused by the detection techniques used so far—mainly radial velocity and transit—it is undoubtable that a great diversity of planets does exist around other stars. In the short term, we should be able to shed light on this issue. The European Space Agency’s *GAIA* mission is expected to find several thousand new planets through astrometry [4,5], a technique sensitive to planets lying in a different region of the parameter space compared to transit and radial velocity, in particular to planets at intermediate separation—typically a few astronomical units—from their mother star. The instruments ESO-VLT SPHERE [6], Gemini Planet Imager [7] and Subaru SCExAO [8] were built to detect young, massive planets at large separation from the stars, a regime not yet well explored till now.

With these numbers and premises, emphasis in the field of exoplanetary science must shift from discovery to understanding: understanding the nature of exoplanetary bodies and their history. The following fundamental questions need to be addressed:

- What is the origin of the observed exoplanet diversity?
- How and where do exoplanets form?
- What are the physical processes responsible for exoplanet evolution?

In all disciplines, taxonomy is often the first step towards understanding, yet we do not have, to date, even a simple taxonomy of planets and planetary systems. For planets transiting in front of their parent stars—of which over 400 are known today—the simplest observables are the planetary radius and, when combined with radial velocity, the mass. Mass and radius allow us to estimate the planetary bulk density. From figure 1, it is evident that even gas giants have a broad range of interior structures and core compositions, as shown from the different bulk densities observed [10,11]. While this has stimulated very interesting theoretical work on planetary interiors and equations of state of hydrogen at high pressure and temperature, the implications on, for example, planetary formation and evolution mechanisms are still unclear. Most probably, the different bulk densities reflect the different nature and size of the planets’ cores, which in turn will depend on both the formation mechanism and the ‘birth distance’ from the parent star. Objects lighter than 10 Earth masses (super-Earths/sub-Neptunes, figure 1b) are even more enigmatic, as they often can be explained in different ways [12–14]. Among those, Kepler-10 b, Kepler-78 b, CoRoT-7 b and 55 Cnc e all have high densities and orbit G stars like our Sun with periods of less than 1 day. By contrast, GJ 1214 b and Kepler-11 d, e, f have much lower densities and are subjected to less intense insolation because of their longer period or cooler parent star. In the next years, dedicated space missions, such as NASA *TESS* [15] and ESA *CHEOPS* [16], combined with radial velocity surveys, will measure the sizes and masses of a few thousand new planets, completing the current statistics of available planetary densities in the solar neighbourhood down to the terrestrial regime.

As explained earlier, density is a very important parameter, but alone it cannot be used as a discriminant of the variety of cases we are seeing out there. We need additional information

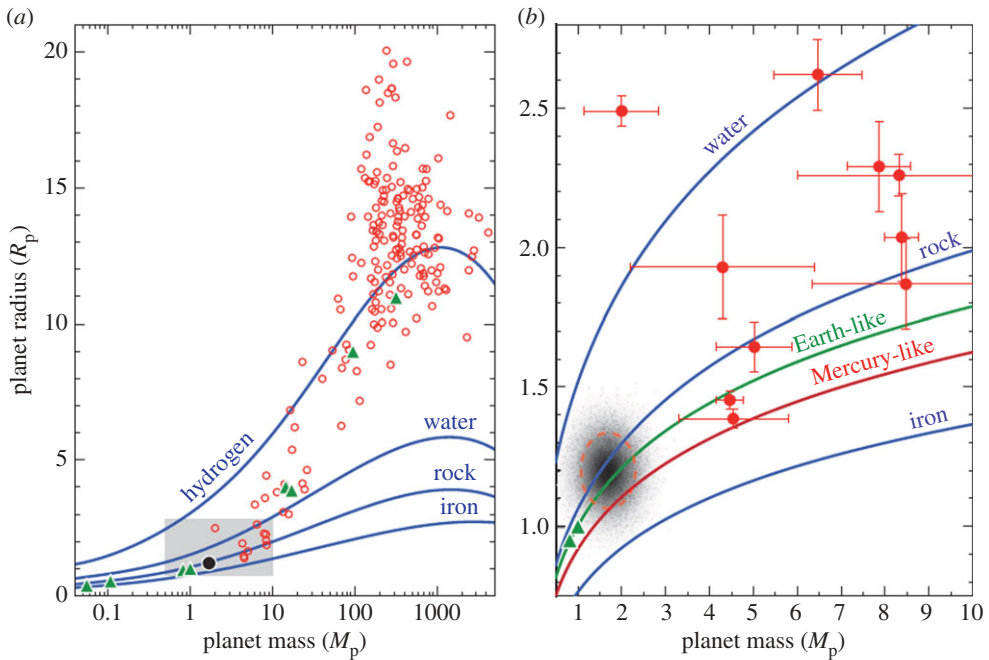


Figure 1. Masses and radii of currently confirmed transiting planets [9]. Extrasolar planets are denoted by circles (red online) and Solar System planets are represented by triangles (green online). The grey lines (green and red online, respectively) denote Earth-like composition (67% rock, 33% iron) and Mercury-like composition (40% rock, 60% iron). (Online version in colour.)

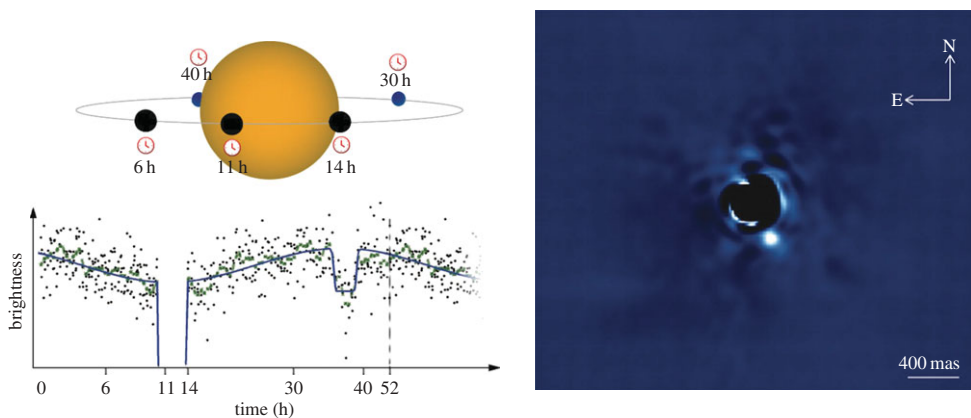


Figure 2. (a) Phase curve of the hot Jupiter HAT-P7b while orbiting around its mother star as observed by *Kepler* [17]. The transit and eclipse events occur at 10 h and 35 h, respectively. (b) Image of the planet β -Pic b, located 8–15 astronomical units from the star, as observed with instrument VLT-Naco [18]. (Online version in colour.)

to proceed. The other key observable for planets is the chemical composition and state of their atmosphere. Knowing what atmospheres are made of is essential to clarify, for instance, whether a planet was born in the orbit it is observed in or whether it has migrated a long way; it is also critical to understand the role of stellar radiation on escape processes, chemical evolution and global circulation. To date, two methods can be used to sound exoplanetary atmospheres: transit and eclipse spectroscopy, and direct imaging spectroscopy. These are very complementary methods and we should pursue both to get a coherent picture of planets outside our Solar System (figure 2).

2. Brief review of exoplanet spectroscopic observations

(a) Transit

When a planet passes in front of its host star (transit), the star flux is reduced by a few per cent, corresponding to the planet/star projected area ratio (transit depth). The planetary radius R_p can be inferred from this measurement. If atomic or molecular species are present in the exoplanet's atmosphere, the inferred radius is larger at some specific wavelengths (absorption) corresponding to the spectral signatures of these species [19–21]. The transit depth $\kappa(\lambda)$ as a function of wavelength (λ) is given by

$$\kappa(\lambda) = \frac{R_p^2 + 2 \int_0^{z_{\max}} (R_p + z)(1 - e^{-\tau(z,\lambda)}) dz}{R_*^2}, \quad (2.1)$$

where R_* is the stellar radius, z the altitude above R_p and τ the optical depth. Equation (2.1) has a unique solution, provided we know R_p accurately; R_p is the planetary radius at which the planet becomes opaque at all λ . For a terrestrial planet, R_p usually coincides with the radius at the surface. By contrast, for a gaseous planet, R_p may correspond to a pressure $p_0 \sim 1\text{--}10$ bar depending on the transparency of the atmosphere.

(b) Eclipse

A measurement of the planet's emission/reflection can be obtained through the observation of the planetary eclipse, by recording the difference between the combined star plus planet signal, measured just before and after the eclipse, and the stellar flux alone, measured during the eclipse. In contrast with the primary transit observations, the dayside of the planet is observed, which makes the two methods fully complementary. Observations provide measurements of the flux emitted and/or reflected by the planet in units of the stellar flux [22,23]. The planet/star flux ratio $\phi(\lambda)$ is defined as

$$\phi(\lambda) = \frac{R_p^2 F_p(\lambda)}{R_*^2 F_*(\lambda)}. \quad (2.2)$$

(c) Phase curves

In addition to transit and eclipse observations, monitoring the flux of the star plus planet system over the orbital period allows the retrieval of information on the planet emission at different phase angles. Such observations have to be performed from space, as they typically span over a time interval of more than a day [17,24–26].

(d) Direct imaging

The planet/star brightness contrast may typically range between 10^{-4} and 10^{-10} depending on many parameters of the system, i.e. age, distance, planetary size, temperature, etc., and of course spectral interval. To fix the ideas, Jupiter has a contrast of about 10^{-9} relative to the Sun in the visible and an angular separation of $0.5''$ at 10 pc. The use of a coronagraphic system [27,28] is therefore essential to extract the planetary signal out of the stellar light.

Wavefront aberrations and stellar speckles are another critical problem that needs to be attenuated. Deformable mirrors [29] and speckle calibration techniques, such as angular differential imaging [30], can be used effectively to address this issue.

3. Highlights and problems with current photometric and spectroscopic data

(a) Highlights

Water vapour appears to be ubiquitous in the atmospheres of transiting hot Jupiters with temperatures between 800 and 2200 K observed to date [31–38]. The additional presence of carbon-bearing species, such as methane, carbon monoxide and carbon dioxide, in those

atmospheres has been supported by both observations and spectral simulations [26,35,39–43], but their relative abundances are still unclear [40,44–47]. Nitrogen-bearing species (e.g. HCN, NH₃) are most probably also there [48,49], but current observations are not precise enough to indicate their presence. Ground-based observations in the L-band have been interpreted as bearing the signature of methane fluorescence in the atmosphere of one of these hot Jupiters [50,51]. This would be an important diagnostic of the physical structure of the upper atmosphere of these planets probed through a minor atmospheric constituent. In the atmosphere of very hot Jupiters, where temperatures approach 3000 K, exotic species commonly present in brown dwarfs, such as metal oxides (TiO, VO) or metal hydrides (CrH, TiH, etc.), have been suggested to explain observations by the *Hubble* STIS and WFC3 [31,52,53]. These species are important, as they may influence both the planetary albedo and the vertical thermal structure of the planet. Sodium and perhaps potassium are present in most hot Jupiters analysed [54–57]. Apart from these alkali metals, the spectra in the visible appear dominated by Rayleigh scattering or condensates/hazes [58,59].

Warm Neptunes are expected to be methane-rich [48,60,61], and indeed photometric observations of GJ 436b may point in this direction [62]. Spectroscopy will be needed to unravel the full picture of this and other objects, such as GJ 3740b [63,64]. The ~6 Earth-mass, warm planet GJ 1214b is the first super-Earth that has been probed spectroscopically [65]. The VLT observations were followed by other space and ground observations [66] that are suggestive of an atmosphere heavier than pure molecular hydrogen, but additional observations are needed to confirm its composition [67].

Information on the stability of the atmospheres of transiting planets has been collected through UV observations with *Hubble* [68–70]: hydrodynamic escape processes are likely to occur for most of the planets orbiting too close to their parent star [71–75]. Also, orbital phase curves in the IR [24,25,76] and eclipse mapping measurements [77,78] have provided first constraints on the thermal properties and dynamics of hot Jupiters' atmospheres.

In parallel with transit studies, in the next decade direct imaging techniques are expected to allow observations of hot, young planets at large separations from their parent star, i.e. gaseous planets newly formed in the outer regions of their planetary disc and not (yet?) migrated inward.

Multiple-band photometry and spectroscopy in the near-IR (1–5 μm) have been obtained for a few young gaseous planets, such as β Pic-b [79,80], GJ 504 b [81] and the planets around HR 8799 [82]. These observations will be perfected and extended to tens of objects with dedicated instruments, such as SPHERE and GPI. The comparison of the chemical composition of these young gaseous objects with the composition of their migrated siblings probed through transit will enable us to understand the role played by migration and by extreme irradiation on gaseous planets.

(b) Issues and possible solutions

Although the field of exoplanet spectroscopy has been very successful in past years, there are a few serious hurdles that need to be overcome to progress in this area, in particular the following:

1. *Instrument systematics are often difficult to disentangle from the signal.* In the past, parametric models have extensively been used by most teams to remove instrument systematics. This approach has caused many debates regarding the use of different parametric choices to remove the systematic errors. Parametric models approximate systematic noise by fitting a linear combination of optical state vectors to the data (e.g. X- and Y-positional drifts of the star or the spectrum on the detector, the focus and the detector temperature changes, positional angles of the telescope on the sky). Even when the parametrization is sufficient, it is often difficult to determine which combination of these parameters may best capture the systematic effects of the instrument.

Unsupervised machine learning algorithms do not need to be trained prior to use and do not require auxiliary or prior information on the star, instrument or planet. The machine learning approach will 'learn' the characteristics of an instrument from

observations, allowing one to de-trend systematics from the astrophysical signal. This approach guarantees a higher degree of objectivity compared with traditional methods. In Waldmann [51,83], Waldmann *et al.* [84] and Morello *et al.* [85], independent component analysis (ICA) [86] has been adopted as an effective way to decorrelate the exoplanetary signal from the instrument systematics in the case of *Hubble* NICMOS and *Spitzer* IRS and IRAC data.

2. *Especially for transit observations, stellar activity is the largest source of astrophysical noise.* Stellar noise is an important source of spectral and temporal instability in exoplanetary time-series measurements [87,88]. This is particularly true for M dwarf host stars as well as many non-main-sequence stars. Correction mechanisms for fluctuations must be an integral part of the data analysis. The problem of stellar activity removal from time-series data is a very active field of research. Whereas most instrumental effects can be measured or calibrated to some degree, stellar and general astrophysical noise does not usually grant us this luxury. In Waldmann [51] and Danielski *et al.* [89], the same methods explained in point 1 to decorrelate the systematic noise were successfully used to eliminate/reduce the effects of the stellar activity in *Kepler* photometric light curves. These methods need to be applied to spectroscopic time series, to assess their validity and potential also in the spectral domain.
3. *Data are sparse, i.e. there is not enough wavelength coverage and most of the time the observations were not recorded simultaneously.*
4. *Absolute calibration at the level of 10^{-4} is not guaranteed by current instruments, and therefore caution is needed when one combines multiple datasets not recorded simultaneously.*
5. *Transmission and emission spectra, as measured through transit, eclipse and direct imaging, are intrinsically degenerate.* In transit spectroscopy, the degeneracy in the retrieval of molecular abundances may be caused by the imprecise knowledge of R_p (equation (2.1)). In IR eclipse and direct imaging spectroscopy, the information on molecular abundances is entangled with the atmospheric vertical thermal profile; see for instance Tinetti *et al.* [90] for a more detailed discussion. For transiting planets, to remove the degeneracy between molecular abundances/planetary radius or molecular abundances/vertical thermal gradient, a broad wavelength coverage is needed together with adequate signal-to-noise ratio (SNR) and spectral resolving power (SRP) (see point 7). Direct imaging observations also suffer from the lack of knowledge of the planetary radius and sometimes mass. When the mass and the radius are not known, model estimates need to be invoked, increasing the source of degeneracy.
6. *Accurate linelists are an essential element of radiative transfer models, and this fact is not always appreciated.* As a result, the abundances for molecular species are often derived with linelists that are incomplete or extrapolated from measurements/calculations at low temperatures. This issue—especially together with point 3—may introduce large errors. For instance, all the current claims of carbon-rich or carbon-poor planets [91] published in the literature are unsubstantiated for this reason. This problem is well known to spectroscopists, and linelists at high temperatures are being calculated *ab initio* or measured in the laboratory [92].
7. *We are dealing with very low SNR observations.* While the adoption of new data analysis methods and models might address some of the issues listed above, the lack of good data is something we cannot solve in the short term. I indicate below the SNR per spectral resolution element and SRP that would be needed to guarantee a sound spectral retrieval. The reader should refer to Tinetti *et al.* [90] and Tessenyi *et al.* [93] for a more extensive discussion of these parameters.
 - (a) *Basic.* SNR ~ 5 and SRP ~ 50 for $\lambda < 5 \mu\text{m}$ and SRP ~ 30 for $\lambda > 5 \mu\text{m}$. Key molecular species can be detected and the main thermal properties are captured.
 - (b) *Deep.* SNR ~ 10 and SRP ~ 100 for $\lambda < 5 \mu\text{m}$ and SRP ~ 30 for $\lambda > 5 \mu\text{m}$. Molecular abundances (i.e. the abundance of one component relative to that of all other components) are retrieved and so is the vertical thermal structure.

Table 1. Warm Neptune: minimum detectable abundances (mixing ratios) for a basic, deep and ultradeep retrieval. The bulk composition of the planetary atmosphere in this simulation is molecular hydrogen with a small fraction of helium. See Tessenyi *et al.* [93] for further details on the method.

	CH ₄		CO		CO ₂			NH ₃		
retrieval	3.3 μm	8 μm	2.3 μm	4.6 μm	2.8 μm	4.3 μm	15 μm	3 μm	6.1 μm	10.5 μm
ultradeep	10 ⁻⁷	10 ⁻⁶	10 ⁻⁴	10 ⁻⁶	10 ⁻⁷	10 ⁻⁷	10 ⁻⁷	10 ⁻⁷	10 ⁻⁶	10 ⁻⁷
deep	10 ⁻⁷	10 ⁻⁶	10 ⁻³	10 ⁻⁵	10 ⁻⁶	10 ⁻⁷	10 ⁻⁶	10 ⁻⁶	10 ⁻⁶	10 ⁻⁶
basic	10 ⁻⁷	10 ⁻⁵	10 ⁻³	10 ⁻⁴	10 ⁻⁶	10 ⁻⁷	10 ⁻⁵	10 ⁻⁵	10 ⁻⁵	10 ⁻⁵
	PH ₃		C ₂ H ₆		H ₂ S			C ₂ H ₂		
retrieval	4.3 μm	10 μm	3.3 μm	12.2 μm	2.6 μm	4.25 μm	8 μm	3 μm	7.5 μm	13.7 μm
ultradeep	10 ⁻⁷	10 ⁻⁶	10 ⁻⁶	10 ⁻⁶	10 ⁻⁵	10 ⁻⁴	10 ⁻⁴	10 ⁻⁷	10 ⁻⁵	10 ⁻⁷
deep	10 ⁻⁷	10 ⁻⁶	10 ⁻⁵	10 ⁻⁵	10 ⁻⁵	10 ⁻⁴	10 ⁻³	10 ⁻⁷	10 ⁻⁴	10 ⁻⁶
basic	10 ⁻⁷	10 ⁻⁵	10 ⁻⁵	10 ⁻⁵	10 ⁻⁴	10 ⁻³	—	10 ⁻⁷	10 ⁻³	10 ⁻⁵
	HCN			H ₂ O						
retrieval	3 μm	7 μm	14 μm	2.8 μm	5–8 μm	11–16 μm				
ultradeep	10 ⁻⁷	10 ⁻⁵	10 ⁻⁷	10 ⁻⁶	10 ⁻⁶	10 ⁻⁵				
deep	10 ⁻⁶	10 ⁻⁵	10 ⁻⁶	10 ⁻⁶	10 ⁻⁵	10 ⁻⁴				
basic	10 ⁻⁶	10 ⁻⁴	10 ⁻⁵	10 ⁻⁵	10 ⁻⁵	10 ⁻⁴				

Table 2. Hot super-Earth, around a G-type star: minimum detectable abundances (mixing ratios) for a basic, deep and ultradeep retrieval. The bulk composition of the planetary atmosphere in this simulation is H₂O. See Tessenyi *et al.* [93] for further details on the method and the impact of other main atmospheric components on the results.

	H ₂ O			CO ₂		
retrieval	2.8 μm	5–8 μm	11–16 μm	2.8 μm	4.3 μm	15 μm
ultradeep	10 ⁻⁴	10 ⁻⁴	10 ⁻⁴	10 ⁻⁵	10 ⁻⁷	10 ⁻⁵
deep	10 ⁻⁴	10 ⁻³	10 ⁻³	10 ⁻⁵	10 ⁻⁶	10 ⁻⁴
basic	10 ⁻³	—	—	10 ⁻⁴	10 ⁻⁵	—

(c) *Ultradeep*. SNR ~ 20 and SRP ~ 300 for $\lambda < 5 \mu\text{m}$ and SRP ~ 30 for $\lambda > 5 \mu\text{m}$. A very thorough spectral retrieval study can be performed.

In tables 1 and 2, I show the detectable molecular abundances at fixed SNR and SRP for a typical warm Neptune, for example, GJ 436 b, and a hot super-Earth, for example, 55 Cnc e. The results for hot Jupiters are very similar to the ones reported for warm Neptunes. The reader should refer to Tessenyi *et al.* [93] for the case of temperate super-Earths around late dwarfs.

4. The next decade and beyond

In §3b, I identified the hurdles that cannot be solved in the short term (in particular, points 3, 4 and 7): a new generation of ground and space facilities is needed to tackle those. In the next decade, new large, general-purpose observatories from space and the ground will come online, notably

JWST and E-ELT. It is understood that, among many other science goals, they will contribute significantly to exoplanet spectroscopic observations, in both transit and direct imaging [94–96]. More crucially for this field, dedicated instruments and missions are being studied or planned.

The idea of a dedicated IR observatory in space to study exoplanetary atmospheres is clearly not new: back in the 1980s Bracewell [97] and Angel *et al.* [98] proposed that exoplanets around nearby stars could be detected in the IR (6–17 μm) and their spectra analysed, searching for CO_2 , H_2O , O_3 , CH_4 and NH_3 spectral features. The proposal to implement this idea under the form of an IR nulling interferometer in space came almost ten years later [99]. The concept, named DARWIN, was first proposed to ESA in 1993, when the only known planets were the nine in our Solar System (plus three around a neutron star). Its principal objectives were to detect Earth-like planets around nearby stars, to analyse the composition of their atmospheres and to assess their ability to sustain life as we know it. Similar mission concepts were proposed to NASA in the USA (Terrestrial Planet Finder-Interferometer [100]). The working hypothesis of an Earth-twin plus Sun-twin as the only cradle of life was too geocentric to survive the ‘exoplanet revolution’ and none of these very challenging missions have been implemented. A couple of decades of exoplanet discoveries have taught us that the pathways to habitable planets are multiple, but the most interesting ones are those able to cast light on a host of physical and chemical processes not entirely understood or missing altogether in our Solar System [101,102].

In past years, mission concepts for IR transit spectroscopy from space were proposed to and studied by both ESA and NASA, in particular *THEISIS* [103], *Finesse* [104] and *EChO* [105]. The transit and eclipse spectroscopy methods allow us to measure atmospheric signals from the planet at levels of at least 10^{-4} relative to the star. No angular resolution is needed, as the signals from the star and from the planet are differentiated using knowledge of the planetary ephemerides. This can only be achieved in conjunction with a carefully designed, stable payload and satellite platform. *EChO*, the *Exoplanet Characterization Observatory*, is currently one of the five M3 mission candidates being assessed by ESA, for a possible launch in 2022.¹ If selected, *EChO* will provide low–mid resolution ($R = 30\text{--}300$), simultaneous multi-wavelength spectroscopic observations (0.55–11 μm , goal 0.4–16 μm) of a few hundred planets, including hot, warm and temperate gaseous planets and super-Earths around different stellar types. These measurements will allow the retrieval of the molecular composition and thermal structure of the atmospheres observed. The design of the whole detection chain and satellite will be optimized to achieve a high degree of photometric stability (i.e. approx. 100 ppm in 10 h) and repeatability: the telescope will have a collecting area of 1.13 m^2 , will be diffraction-limited at 3 μm and positioned at L2. This Lagrangian point provides a cold and stable thermal environment, as well as a large field of regard to allow efficient time-critical observation of targets randomly distributed over the sky. I show in figure 3 the simulated performances achievable by *EChO* to observe the warm super-Earth GJ 1214 b. Planets that are much smaller (less than 1.5 Earth radii) and colder than this one (colder than 300 K) will be challenging for an *EChO*-like mission. Temperate super-Earths may be observable only around bright late M dwarfs.

Provided a small/medium-size transit spectroscopy mission is launched in the next decade, would it make sense to envisage a large spectroscopy mission later on? Probably not. To illustrate why, it is useful to first discuss a few basic concepts. The numbers of electrons per spectral element on the detector from the star (N_*) and planet (N_p) are

$$N_* = \frac{\Delta F_* A_{\text{eff}} \eta Q}{n} t \quad \text{and} \quad N_p = \phi N_* = \phi \frac{\Delta F_* A_{\text{eff}} \eta Q}{n} t, \quad (4.1)$$

where ϕ is the planet/star contrast defined in (2.2), ΔF_* is the stellar flux in the spectral band observed (photons $\text{s}^{-1} \text{m}^{-2}$), A_{eff} is the effective collecting area (m^2), η is the instrumental throughput (dimensionless), Q is the detector quantum efficiency (e^-/photon) and t is the integration time (s). If we assume the observations to be dominated by the stellar photon noise,

¹See <http://sci.esa.int/science-e/www/area/index.cfm?fareaid=124>.

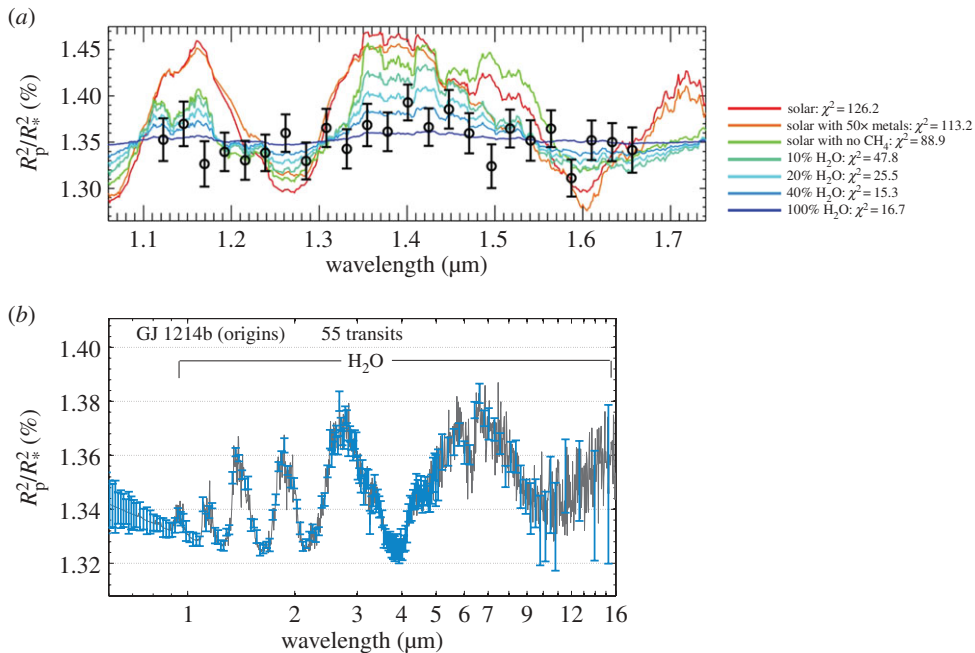


Figure 3. (a) Transit spectroscopic observations of the super-Earth GJ 1214 b recorded with *Hubble*-WFC3 [66]. (b) Simulations of Echo performances compatible with a ‘deep retrieval’. In December 2013, about 160 known exoplanets could be observed with SNR and SRP corresponding to ‘basic’, a good fraction of them as ‘deep’ and about 10–20 as ‘ultradeep’; see <http://sci.esa.int/echo/> and Varley *et al.* [106]. (Online version in colour.)

the SNR per spectral element is

$$\text{SNR} = \frac{N_p}{\sqrt{N_*}} = \phi \sqrt{\frac{\Delta F_* A_{\text{eff}} \eta Q t}{n}}. \quad (4.2)$$

The SNR thus scales with $\sqrt{A_{\text{eff}}}$, i.e. it goes linearly with telescope diameter (D). The cost of a telescope scales, in the most optimistic cost models, as D to the 1.2 power, with some models indicating an exponent of 2 [107]. Therefore, an increase in telescope diameter of a factor of 2 means a cost increase of a factor of 2 to 4, while doubling the SNR has a small to negligible impact on the science.

To be transformational, we should aim at an improvement of at least a factor of 10 in the SNR, and this would require the idea of an agile, highly stable platform to be abandoned in favour of a large, deployable structure, as monolithic space telescopes are limited by fairing size to about 4 m diameter. The said structure might represent an encumbrance when trying to reach the pointing stability required by transit observations and certainly might limit the ability to move and repoint agilely from one target to another in the sky. Note that a factor of 10 in SNR might not be sufficient in any case to observe the atmospheres of Earth-like planets around Sun-like stars. For those targets, in fact, transits are expected to occur once per year, and 5–6 transits (assuming a mission lifetime of approx. 5 years) will not be enough to collect the required photons.

Direct imaging from space is the expected next step to be taken in space after transit. Space telescopes with various types of coronagraphs are being studied in the USA, Europe and Japan [108–114]. A mission for direct imaging would be technically more challenging than a transit one and certainly more expensive—the telescope cannot be a light bucket, to start with. The said mission, though, would open up the spectroscopic exploration of planets at larger separation from the stars, a domain that is impracticable with transits.

In the past two decades, the field of exoplanets has spoiled us in terms of creativity and transformational ideas, so perhaps we should not be too surprised if a new technology or a new observing strategy comes online soon, making all the other techniques obsolete or just inefficient.

Acknowledgements. G.T. is a Royal Society University Research Fellow.

References

1. Cassan A *et al.* 2012 One or more bound planets per Milky Way star from microlensing observations. *Nature* **481**, 167–169. (doi:10.1038/nature10684)
2. Batalha NM *et al.* 2013 Planetary candidates observed by *Kepler*. III. Analysis of the first 16 months of data. *Astrophys. J. Suppl.* **204**, 24. (doi:10.1088/0067-0049/204/2/24)
3. Fressin F, Torres G, Charbonneau D, Bryson ST, Christiansen J, Dressing CD, Jenkins JM, Walkowicz LM Batalha NM. 2013 The false positive rate of *Kepler* and the occurrence of planets. *Astrophys. J.* **766**, 81. (doi:10.1088/0004-637X/766/2/81)
4. Sozzetti A. 2010 The *Gaia* astrometric survey. *Highlights Astron.* **15**, 716–717. (doi:10.1017/S1743921310011142)
5. Sozzetti A, Giacobbe P, Lattanzi MG, Micela G, Morbidelli R, Tinetti G. 2013 Astrometric detection of giant planets around nearby M dwarfs: the *Gaia* potential. *Mon. Not. R. Astron. Soc.* **437**, 497–509. (doi:10.1093/mnras/stt1899)
6. Beuzit J-L *et al.* 2008 SPHERE: a planet finder instrument for the VLT. In *Ground-based and airborne instrumentation for astronomy II* (eds IS McLean, MM Casali). Proc. SPIE, vol. 7014, 701418 (12 pp.). Bellingham, WA: SPIE. (doi:10.1117/12.790120)
7. Hartung M *et al.* 2013 Final A&T stages of the Gemini planet finder. (<http://arxiv.org/abs/1311.4423>)
8. Jovanovic N *et al.* 2013 SCExAO as a precursor to an ELT exoplanet direct imaging instrument. (<http://arxiv.org/abs/1310.0476>)
9. Howard AW *et al.* 2013 A rocky composition for an Earth-sized exoplanet. *Nature* **503**, 381–384. (doi:10.1038/nature12767)
10. Guillot T. 2005 The interiors of giant planets: models and outstanding questions. *Annu. Rev. Earth Planet. Sci.* **33**, 493–530. (doi:10.1146/annurev.earth.32.101802.120325)
11. Fortney JJ, Marley MS, Barnes JW. 2007 Planetary radii across five orders of magnitude in mass and stellar insolation: application to transits. *Astrophys. J.* **659**, 1661–1672. (doi:10.1086/512120)
12. Adams ER, Seager S, Elkins-Tanton, L. 2008 Ocean planet or thick atmosphere: on the mass–radius relationship for solid exoplanets with massive atmospheres. *Astrophys. J.* **673**, 1160–1164. (doi:10.1086/524925)
13. Grasset O, Schneider J, Sotin C. 2009 A study of the accuracy of mass–radius relationships for silicate-rich and ice-rich planets up to 100 Earth masses. *Astrophys. J.* **693**, 722–733. (doi:10.1088/0004-637X/693/1/722)
14. Valencia D, Guillot T, Parmentier V, Freedman RS. 2013 Bulk composition of GJ 1214b and other sub-Neptune exoplanets. *Astrophys. J.* **775**, 10. (doi:10.1088/0004-637X/775/1/10)
15. Ricker GR *et al.* 2010 *Transiting Exoplanet Survey Satellite (TESS)*. In *American Astronomical Society Meeting Abstracts no. 215*. Bulletin of the American Astronomical Society, no. 42, p. 450.06. Washington, DC: American Astronomical Society. See <http://adsabs.harvard.edu/abs/2010AAS...21545006R>.
16. Broeg C *et al.* 2013 *CHEOPS*: a transit photometry mission for ESA’s small mission programme. *Eur. Phys. J. Web Conf.* **47**, 3005. (doi:10.1051/epjconf/20134703005)
17. Borucki WJ *et al.* 2009 *Kepler’s* optical phase curve of the exoplanet HAT-P-7b. *Science* **325**, 709. (doi:10.1126/science.1178312)
18. Lagrange A-M *et al.* 2010 A giant planet imaged in the disk of the young star β Pictoris. *Science* **329**, 57–59. (doi:10.1126/science.1187187)
19. Seager S, Sasselov DD. 2000 Theoretical transmission spectra during extrasolar giant planet transits. *Astrophys. J.* **537**, 916–921. (doi:10.1086/309088)
20. Brown TM. 2001 Transmission spectra as diagnostics of extrasolar giant planet atmospheres. *Astrophys. J.* **553**, 1006–1026. (doi:10.1086/320950)
21. Tinetti G, Liang M-C, Vidal-Madjar A, Ehrenreich D, Lecavelier des Etangs A, Yung YL. 2007 Infrared transmission spectra for extrasolar giant planets. *Astrophys. J.* **654**, L99–L102. (doi:10.1086/510716)

22. Charbonneau D *et al.* 2005 Detection of thermal emission from an extrasolar planet. *Astrophys. J.* **626**, 523–529. (doi:10.1086/429991)
23. Deming D, Seager S, Richardson LJ, Harrington J. 2005 Infrared radiation from an extrasolar planet. *Nature* **434**, 740–743. (doi:10.1038/nature03507)
24. Harrington J, Hansen BM, Luszcz SH, Seager S, Deming D, Menou K, Cho JY-K, Richardson LJ. 2006 The phase-dependent infrared brightness of the extrasolar planet υ Andromedae b. *Science* **314**, 623–626. (doi:10.1126/science.1133904)
25. Knutson HA, Charbonneau D, Allen LE, Fortney JJ, Agol E, Cowan NB, Showman AP, Cooper CS, Megeath ST. 2007 A map of the day–night contrast of the extrasolar planet HD 189733b. *Nature* **447**, 183–186. (doi:10.1038/nature05782)
26. Snellen IAG, de Kok RJ, de Mooij EJW, Albrecht S. 2010 The orbital motion, absolute mass and high-altitude winds of exoplanet HD 209458b. *Nature* **465**, 1049–1051. (doi:10.1038/nature09111)
27. Lyot B. 1939 The study of the solar corona and prominences without eclipses (George Darwin Lecture, 1939). *Mon. Not. R. Astron. Soc.* **99**, 580.
28. Guyon O. 2013 Imaging Earth-like planets around late-type stars with low-inner working angle PIAA coronagraphy. In *Techniques and instrumentation for detection of exoplanets VI* (ed S Shaklan). Proc. SPIE, vol. 8864, 886414 (8pp.). Bellingham, WA: SPIE. (doi:10.1117/12.2025319)
29. Trauger JT, Traub WA. 2007 A laboratory demonstration of the capability to image an Earth-like extrasolar planet. *Nature* **446**, 771–773. (doi:10.1038/nature05729)
30. Marois C, Macintosh B, Barman T, Zuckerman B, Song I, Patience J, Lafrenière D, Doyon R. 2008 Direct imaging of multiple planets orbiting the star HR 8799. *Science* **322**, 1348–1352. (doi:10.1126/science.1166585)
31. Barman T. 2007 Identification of absorption features in an extrasolar planet atmosphere. *Astrophys. J.* **661**, L191–L194. (doi:10.1086/518736)
32. Tinetti G *et al.* 2007 Water vapour in the atmosphere of a transiting extrasolar planet. *Nature* **448**, 169–171. (doi:10.1038/nature06002)
33. Grillmair CJ, Burrows A, Charbonneau D, Armus L, Stauffer J, Meadows V, van Cleve J, von Braun K, Levine D. 2008 Strong water absorption in the dayside emission spectrum of the planet HD 189733b. *Nature* **456**, 767–769. (doi:10.1038/nature07574)
34. Beaulieu JP *et al.* 2010 Water in the atmosphere of HD 209458b from 3.6–8 μ m IRAC photometric observations in primary transit. *Mon. Not. R. Astron. Soc.* **409**, 963–974. (doi:10.1111/j.1365-2966.2010.16516.x)
35. Swain MR, Vasisht G, Tinetti G. 2008 The presence of methane in the atmosphere of an extrasolar planet. *Nature* **452**, 329–331. (doi:10.1038/nature06823)
36. Crouzet N, McCullough PR, Burke C, Long D. 2012 Transmission spectroscopy of exoplanet XO-2b observed with *Hubble Space Telescope* NICMOS. *Astrophys. J.* **761**, 7. (doi:10.1088/0004-637X/761/1/7)
37. Deming D *et al.* 2013 Infrared transmission spectroscopy of the exoplanets HD 209458b and XO-1b using the wide field camera-3 on the *Hubble Space Telescope*. *Astrophys. J.* **774**, 95. (doi:10.1088/0004-637X/774/2/95)
38. Birkby JL, de Kok RJ, Brogi M, de Mooij EJW, Schwarz H, Albrecht S, Snellen IAG. 2013 Detection of water absorption in the day side atmosphere of HD 189733 b using ground-based high-resolution spectroscopy at 3.2 μ m. *Mon. Not. R. Astron. Soc.* **436**, L35–L39. (doi:10.1093/mnras/slt107)
39. Swain MR, Vasisht G, Tinetti G, Bouwman J, Chen P, Yung Y, Deming D, Deroo P. 2009 Molecular signatures in the near-infrared dayside spectrum of HD 189733b. *Astrophys. J.* **690**, L114–L117. (doi:10.1088/0004-637X/690/2/L114)
40. Swain MR *et al.* 2009 Water, methane, and carbon dioxide present in the dayside spectrum of the exoplanet HD 209458b. *Astrophys. J.* **704**, 1616–1621. (doi:10.1088/0004-637X/704/2/1616)
41. Tinetti G, Deroo P, Swain MR, Griffith CA, Vasisht G, Brown LR, Burke C, McCullough P. 2010 Probing the terminator region atmosphere of the hot-Jupiter XO-1b with transmission spectroscopy. *Astrophys. J.* **712**, L139–L142. (doi:10.1088/2041-8205/712/2/L139)
42. Brogi M, Snellen IAG, de Kok RJ, Albrecht S, Birkby J, de Mooij EJW. 2012 The signature of orbital motion from the dayside of the planet τ Boötis b. *Nature* **486**, 502–504. (doi:10.1038/nature11161)

43. de Kok RJ, Brogi M, Snellen IAG, Birkby J, Albrecht S, de Mooij EJW. 2013 Detection of carbon monoxide in the high-resolution day-side spectrum of the exoplanet HD 189733b. *Astron. Astrophys.* **554**, A82. (doi:10.1051/0004-6361/201321381)
44. Madhusudhan N, Seager S. 2009 A temperature and abundance retrieval method for exoplanet atmospheres. *Astrophys. J.* **707**, 24–39. (doi:10.1088/0004-637X/707/1/24)
45. Lee J-M, Fletcher LN, Irwin PGJ. 2012 Optimal estimation retrievals of the atmospheric structure and composition of HD 189733b from secondary eclipse spectroscopy. *Mon. Not. R. Astron. Soc.* **420**, 170–182. (doi:10.1111/j.1365-2966.2011.20013.x)
46. Line MR, Zhang X, Vasisth G, Natraj V, Chen P, Yung YL. 2012 Information content of exoplanetary transit spectra: an initial look. *Astrophys. J.* **749**, 93. (doi:10.1088/0004-637X/749/1/93)
47. Tinetti G *et al.* 2010 Exploring extrasolar worlds: from gas giants to terrestrial habitable planets. *Faraday Discuss.* **147**, 369–377. (doi:10.1039/c005126h)
48. Moses JI *et al.* 2011 Disequilibrium carbon, oxygen, and nitrogen chemistry in the atmospheres of HD 189733b and HD 209458b. *Astrophys. J.* **737**, 15. (doi:10.1088/0004-637X/737/1/15)
49. Venot O, Hébrard E, Agúndez M, Dobrijevic M, Selsis F, Hersant F, Iro N, Bounaceur R. 2012 A chemical model for the atmosphere of hot Jupiters. *Astron. Astrophys.* **546**, A43. (doi:10.1051/0004-6361/201219310)
50. Swain MR *et al.* 2010 A ground-based near-infrared emission spectrum of the exoplanet HD 189733b. *Nature* **463**, 637–639. (doi:10.1038/nature08775)
51. Waldmann IP. 2012 Of ‘cocktail parties’ and exoplanets. *Astrophys. J.* **747**, 12. (doi:10.1088/0004-637X/747/1/12)
52. Swain M *et al.* 2013 Probing the extreme planetary atmosphere of WASP-12b. *Icarus* **225**, 432–445. (doi:10.1016/j.icarus.2013.04.003)
53. Stevenson KB, Bean JL, Seifahrt A, Desert J-M, Madhusudhan N, Bergmann M, Kreidberg L, Homeier D. 2013 Transmission spectroscopy of the hot-Jupiter WASP-12b from 0.7 to 5 microns. *Astrophys. J.* Submitted. (<http://arxiv.org/abs/1305.1670>)
54. Charbonneau D, Brown TM, Noyes RW, Gilliland RL. 2002 Detection of an extrasolar planet atmosphere. *Astrophys. J.* **568**, 377–384. (doi:10.1086/338770)
55. Redfield S, Endl M, Cochran WD, Koesterke L. 2008 Sodium absorption from the exoplanetary atmosphere of HD 189733b detected in the optical transmission spectrum. *Astrophys. J.* **673**, L87–L90. (doi:10.1086/527475)
56. Snellen IAG, Albrecht S, de Mooij EJW, Le Poole RS. 2008 Ground-based detection of sodium in the transmission spectrum of exoplanet HD 209458b. *Astron. Astrophys.* **487**, 357–362. (doi:10.1051/0004-6361:200809762)
57. Colon KD, Ford EB, Redfield S, Fortney JJ, Shabram M, Deeg HJ, Mahadevan S. 2011 Probing potassium in the atmosphere of HD 80606b with tunable filter transit spectrophotometry from the Gran Telescopio Canarias. *Mon. Not. R. Astron. Soc.* **419**, 2233–2250. (doi:10.1111/j.1365-2966.2011.19878.x)
58. Knutson HA, Charbonneau D, Noyes RW, Brown TM, Gilliland RL. 2007 Using stellar limb-darkening to refine the properties of HD 209458b. *Astrophys. J.* **655**, 564–575. (doi:10.1086/510111)
59. Sing DK *et al.* 2011 *Hubble Space Telescope* transmission spectroscopy of the exoplanet HD 189733b: high-altitude atmospheric haze in the optical and near-ultraviolet with STIS. *Mon. Not. R. Astron. Soc.* **416**, 1443–1455. (doi:10.1111/j.1365-2966.2011.19142.x)
60. Line MR, Liang MC, Yung YL. 2010 High-temperature photochemistry in the atmosphere of HD 189733b. *Astrophys. J.* **717**, 496–502. (doi:10.1088/0004-637X/717/1/496)
61. Venot O, Agúndez M, Selsis F, Tessenyi M, Iro N. 2013 The atmospheric chemistry of the warm Neptune GJ 3470b: influence of metallicity and temperature on the CH₄/CO ratio. *Astron. Astrophys.* **562**, A51 (11pp.). (doi:10.1051/0004-6361/201322485)
62. Beaulieu J-P *et al.* 2011 Methane in the atmosphere of the transiting hot Neptune GJ 436b? *Astrophys. J.* **731**, 16. (doi:10.1088/0004-637X/731/1/16)
63. Fukui A *et al.* 2013 Optical-to-near-infrared simultaneous observations for the hot Uranus GJ 3470b: a hint of a cloud-free atmosphere. *Astrophys. J.* **770**, 95. (doi:10.1088/0004-637X/770/2/95)
64. Nascimbeni V, Piotto G, Pagano I, Scandariato G, Sani E, Fumana M. 2013 The blue sky of GJ 3470b: the atmosphere of a low-mass planet unveiled by ground-based photometry. *Astron. Astrophys.* **559**, A32. (doi:10.1051/0004-6361/201321971)

65. Bean JL, Miller-Ricci Kempton E, Homeier D. 2010 A ground-based transmission spectrum of the super-Earth exoplanet GJ 1214b. *Nature* **468**, 669–672. (doi:10.1038/nature09596)
66. Berta ZK *et al.* 2012 The flat transmission spectrum of the super-Earth GJ 1214b from wide field camera 3 on the *Hubble Space Telescope*. *Astrophys. J.* **747**, 35. (doi:10.1088/0004-637X/747/1/35)
67. Kreidberg L *et al.* 2014 Clouds in the atmosphere of the super-Earth exoplanet GJ 1214b. *Nature* **505**, 69–72. (doi:10.1038/nature12888)
68. Vidal-Madjar A, Lecavelier des Etangs A, Désert J-M, Ballester GE, Ferlet R, Hébrard G, Mayor M. 2003 An extended upper atmosphere around the extrasolar planet HD 209458b. *Nature* **422**, 143–146. (doi:10.1038/nature01448)
69. Linsky JL, Yang H, France K, Froning CS, Green JC, Stocke JT, Osterman SN. 2010 Observations of mass loss from the transiting exoplanet HD 209458b. *Astrophys. J.* **717**, 1291–1299. (doi:10.1088/0004-637X/717/2/1291)
70. Fossati L *et al.* 2010 Metals in the exosphere of the highly irradiated planet WASP-12b. *Astrophys. J. Lett.* **714**, L222–L227. (doi:10.1088/2041-8205/714/2/L222)
71. Yelle RV. 2004 Aeronomy of extra-solar giant planets at small orbital distances. *Icarus* **170**, 167–179. (doi:10.1016/j.icarus.2004.02.008)
72. Koskinen T, Aylward A, Miller S. 2007 A stability limit for the atmospheres of giant extrasolar planets. *Nature* **450**, 845–848. (doi:10.1038/nature06378)
73. García Muñoz A. 2007 Physical and chemical aeronomy of HD 209458b. *Planet. Space Sci.* **55**, 1426–1455. (doi:10.1016/j.pss.2007.03.007)
74. Koskinen TT, Harris MJ, Yelle RV, Lavvas P. 2013 The escape of heavy atoms from the ionosphere of HD 209458b. I. A photochemical and dynamical model of the thermosphere. *Icarus* **226**, 1678–1694. (doi:10.1016/j.icarus.2012.09.027)
75. Koskinen TT, Yelle RV, Harris MJ, Lavvas P. 2013 The escape of heavy atoms from the ionosphere of HD 209458b. II. Interpretation of the observations. *Icarus* **226**, 1695–1708. (doi:10.1016/j.icarus.2012.09.026)
76. Crossfield IJM, Hansen BMS, Harrington J, Cho J, Deming D, Menou K, Seager S. 2010 A new 24 micron phase curve for ν Andromedae b. *Astrophys. J.* **723**, 1436–1446. (doi:10.1088/0004-637X/723/2/1436)
77. Majeau C, Agol E, Cowan NB. 2012 A two-dimensional infrared map of the extrasolar planet HD 189733b. *Astrophys. J. Lett.* **747**, L20. (doi:10.1088/2041-8205/747/2/L20)
78. de Wit J, Gillon M, Demory B-O, Seager S. 2012 Towards consistent mapping of distant worlds: secondary-eclipse scanning of the exoplanet HD 189733b. *Astron. Astrophys.* **548**, A128. (doi:10.1051/0004-6361/201219060)
79. Bonnefoy M *et al.* 2013 The near-infrared spectral energy distribution of β Pictoris b. *Astron. Astrophys.* **555**, A107. (doi:10.1051/0004-6361/201220838)
80. Currie T *et al.* 2013 A combined Very Large Telescope and Gemini study of the atmosphere of the directly imaged planet, β Pictoris b. *Astrophys. J.* **776**, 15. (doi:10.1088/0004-637X/776/1/15)
81. Janson M *et al.* 2013 Direct imaging detection of methane in the atmosphere of GJ 504 b. *Astrophys. J. Lett.* **778**, L4. (doi:10.1088/2041-8205/778/1/L4)
82. Konopacky QM, Barman TS, Macintosh BA, Marois C. 2013 Detection of carbon monoxide and water absorption lines in an exoplanet atmosphere. *Science* **339**, 1398–1401. (doi:10.1126/science.1232003)
83. Waldmann IP. 2013 On signals faint and sparse: the ACICA algorithm for blind de-trending of exoplanetary transits with low signal-to-noise. *Astrophys. J.* **780**, 23 (10pp.). (doi:10.1088/0004-637X/780/1/23)
84. Waldmann IP, Tinetti G, Deroo P, Hollis MDJ, Yurchenko SN, Tennyson J. 2013 Blind extraction of an exoplanetary spectrum through independent component analysis. *Astrophys. J.* **766**, 7. (doi:10.1088/0004-637X/766/1/7)
85. Morello G, Waldmann IP, Tinetti G, Micela G, Peres G, Howarth I. 2013 A new look at *Spitzer* primary transit observations of the exoplanet HD 189733b. *Astrophys. J.* Submitted.
86. Hyvarinen A. 1999 Gaussian moments for noisy independent component analysis. *IEEE Signal Process. Lett.* **6**, 145–147. (doi:10.1109/97.763148)
87. Agol E, Cowan NB, Knutson HA, Deming D, Steffen JH, Henry GW, Charbonneau D. 2009 The climate of HD 189733b from fourteen transits and eclipses measured by *Spitzer*. *Astrophys. J.* **721**, 1861–1877. (doi:10.1088/0004-637X/721/2/1861)

88. Ballerini P, Micela G, Lanza AF, Pagano I. 2012 Multiwavelength flux variations induced by stellar magnetic activity: effects on planetary transits. *Astron. Astrophys.* **539**, A140. (doi:10.1051/0004-6361/201117102)
89. Danielski C, Kacprzak T, Tinetti G, Jagoda P. 2014 Gaussian process for star and planet characterisation. *Astrophys. J.* In press.
90. Tinetti G, Encrenaz T, Coustenis A. 2013 Spectroscopy of planetary atmospheres in our Galaxy. *Astron. Astrophys. Rev.* **21**, 63. (doi:10.1007/s00159-013-0063-6)
91. Madhusudhan N *et al.* 2011 A high C/O ratio and weak thermal inversion in the atmosphere of exoplanet WASP-12b. *Nature* **469**, 64–67. (doi:10.1038/nature09602)
92. Tennyson J, Yurchenko SN. 2012 ExoMol: molecular line lists for exoplanet and other atmospheres. *Mon. Not. R. Astron. Soc.* **425**, 21–33. (doi:10.1111/j.1365-2966.2012.21440.x)
93. Tessenyi M, Tinetti G, Savini G, Pascale E. 2013 Molecular detectability in exoplanetary emission spectra. *Icarus* **226**, 1654–1672. (doi:10.1016/j.icarus.2013.08.022)
94. Clampin M. 2010 Pathways towards habitable planets: JWST's capabilities for exoplanet science. In *Pathways towards habitable planets* (eds V Coudé du Foresto, DM Gelino, I Ribas). Astron. Soc. Pac. Conf. Ser., no. 430, p. 167. San Francisco, CA: Astronomical Society of the Pacific.
95. Snellen I. 2013 Characterization of exoplanet atmospheres using high-dispersion spectroscopy with the E-ELT and beyond. *Eur. Phys. J. Web Conf.* **47**, 11001. (doi:10.1051/epjconf/20134711001)
96. Kasper M, Verinaud C, Mawet D. 2013 Roadmap for PCS, the planetary camera and spectrograph for the E-ELT. In *Adaptive optics for extremely large telescopes, Proc. 3rd AO4ELT Conf., Florence, Italy, 26–31 May* (eds S Esposito, L Fini), paper 12804. Florence, Italy: INAF-Osservatorio Astrofisico di Arcetri. (doi:10.12839/AO4ELT3.12804)
97. Bracewell RN. 1978 Detecting nonsolar planets by spinning infrared interferometer. *Nature* **274**, 780–781. (doi:10.1038/274780a0)
98. Angel JRP, Cheng AYS, Woolf NJ. 1986 A space telescope for infrared spectroscopy of Earth-like planets. *Nature* **322**, 341–343. (doi:10.1038/322341a0)
99. Léger A, Mariotti JM, Mennesson B, Ollivier M, Puget JL, Rouan D, Schneider J. 1996 The DARWIN project. *Astrophys. Space Sci.* **241**, 135–146. (doi:10.1007/BF00644221)
100. TPF Science Working Group. 1999 *The Terrestrial Planet Finder (TPF): A NASA Origins Program to search for habitable planets* (eds CA Beichman, NJ Woolf, CA Lindensmith). JPL Publication 99-003. See http://exep.jpl.nasa.gov/TPF/tpf_book/TOC_d.pdf.
101. Absil O *et al.* (on behalf of the Blue Dots community). 2010 Blue Dots Report, v2.02. See http://www.blue-dots.net/sites/blue-dots/IMG/pdf/BD_report_V2-02.pdf.
102. Coudé du Foresto V, Gelino DM, Ribas I (eds). 2010 *Pathways towards habitable planets, Proc. Conf., Barcelona, Spain, 14–18 September*. Astron. Soc. Pac. Conf. Ser., no. 430. San Francisco, CA: Astronomical Society of the Pacific.
103. Swain MR, Deming D, Vasisth G, Grillmair C, Henning T, Bouwman J, Akeson R. 2009 *THESIS—the Terrestrial and Habitable-zone Exoplanet Spectroscopy Infrared Spacecraft*. Astro2010: The Astronomy and Astrophysics Decadal Survey, Technology Development White Papers, no. 62. Washington, DC: National Academies. See <http://www8.nationalacademies.org/astro2010/DetailFileDisplay.aspx?id=560>.
104. Deroo PD, Swain MR, Green RO. 2012 Spectroscopy of exoplanet atmospheres with the FINESSE Explorer mission. In *Space telescopes and instrumentation 2012: optical, infrared, and millimeter wave* (eds MC Clampin, GG Fazio, HA MacEwen, JM Oschmann, Jr). Proc. SPIE, vol. 8442, 844241 (9pp.). Bellingham, WA: SPIE. (doi:10.1117/12.925236)
105. Tinetti G *et al.* 2012 EChO. *Exp. Astron.* **34**, 311–353. (doi:10.1007/s10686-012-9303-4)
106. Varley R *et al.* 2014 Generation of an optimal target list for the Exoplanet Characterisation Observatory (EChO). *Exp. Astron.* submitted (EChO special issue). (<http://arxiv.org/abs/1403.0357v1>)
107. Stahl HP, Henrichs T, Luedtke A, West M. 2012 Update on multivariable parametric cost models for ground and space telescopes. In *Space telescopes and instrumentation 2012: optical, infrared, and millimeter wave* (eds MC Clampin, GG Fazio, HA MacEwen, JM Oschmann, Jr). Proc. SPIE, vol. 8442, 844224 (6pp.). Bellingham, WA: SPIE. (doi:10.1117/12.926363)
108. Clampin M, Lyon R. 2010 The Extrasolar Planetary Imaging Coronagraph. In *Pathways towards habitable planets* (eds V Coudé du Foresto, DM Gelino, I Ribas). Astron. Soc. Pac. Conf. Ser., no. 430, p. 383. San Francisco, CA: Astronomical Society of the Pacific.

109. Cash W & New Worlds Study Team. 2010 *The New Worlds Observer: the astrophysics strategic mission concept study*. In *Pathways towards habitable planets* (eds V Coudé du Foresto, DM Gelino, I Ribas). Astron. Soc. Pac. Conf. Ser., no. 430, p. 353. San Francisco, CA: Astronomical Society of the Pacific.
110. Kasdin NJ *et al.* 2012 Technology demonstration of starshade manufacturing for NASA's Exoplanet Mission Program. In *Space telescopes and instrumentation 2012: optical, infrared, and millimeter wave* (eds MC Clampin, GG Fazio, HA MacEwen, JM Oschmann, Jr). Proc. SPIE, vol. 8442, 84420A (16pp.). Bellingham, WA: SPIE. (doi:10.1117/12.926790)
111. Guyon O, Hinz PH, Cady E, Belikov R, Martinache F. 2013 High performance Lyot and PIAA coronagraphy for arbitrarily shaped telescope apertures. *Astrophys. J.* **780**, 171. (doi:10.1088/0004-637X/780/2/171)
112. Serabyn E, Trauger J, Moody D, Mawet D, Liewer K, Krist J, Kern B. 2013 High-contrast imaging results with the vortex coronagraph. In *Society of Photo-Optical Instrumentation Engineers (SPIE) Conference Series*, no. 8864. (doi:10.1117/12.2024660)
113. Boccaletti A, Maire A-L, Galicher R, Baudoz P, Schneider J. 2013 SPICES a small space coronagraph to characterize giant and telluric planets in reflected light. *Eur. Phys. J. Web Conf.* **47**, 15004. (doi:10.1051/epjconf/20134715004)
114. Enya K *et al.* 2011 The SPICA coronagraphic instrument (SCI) for the study of exoplanets. *Adv. Space Res.* **48**, 323–333. (doi:10.1016/j.asr.2011.03.010)