



You have downloaded a document from
RE-BUŚ
repository of the University of Silesia in Katowice

Title: Adam-Gibbs model in the density scaling regime and its implications for the configurational entropy scaling

Author: Elżbieta Masiewicz, Andrzej Grzybowski, Katarzyna Grzybowska, Sebastian Pawlus, Jurgen Pionteck, Marian Paluch

Citation style: Masiewicz Elżbieta, Grzybowski Andrzej, Grzybowska Katarzyna, Pawlus Sebastian, Pionteck Jurgen, Paluch Marian. (2015). Adam-Gibbs model in the density scaling regime and its implications for the configurational entropy scaling. "Scientific Reports" (2015, [14 September], art. no 13998), doi 10.1038/srep13998.



Uznanie autorstwa - Licencja ta pozwala na kopiowanie, zmienianie, rozprowadzanie, przedstawianie i wykonywanie utworu jedynie pod warunkiem oznaczenia autorstwa.



UNIWERSYTET ŚLĄSKI
W KATOWICACH



Biblioteka
Uniwersytetu Śląskiego



Ministerstwo Nauki
i Szkolnictwa Wyższego

SCIENTIFIC REPORTS



OPEN

Adam-Gibbs model in the density scaling regime and its implications for the configurational entropy scaling

Received: 25 March 2015

Accepted: 31 July 2015

Published: 14 September 2015

Elżbieta Masiewicz^{1,2}, Andrzej Grzybowski^{1,2}, Katarzyna Grzybowska^{1,2}, Sebastian Pawlus^{1,2}, Jürgen Pionteck³ & Marian Paluch^{1,2}

To solve a long-standing problem of condensed matter physics with determining a proper description of the thermodynamic evolution of the time scale of molecular dynamics near the glass transition, we have extended the well-known Adam-Gibbs model to describe the temperature-volume dependence of structural relaxation times, $\tau_\alpha(T, V)$. We also employ the thermodynamic scaling idea reflected in the density scaling power law, $\tau_\alpha = f(T^{-1}V^{-\gamma})$, recently acknowledged as a valid unifying concept in the glass transition physics, to differentiate between physically relevant and irrelevant attempts at formulating the temperature-volume representations of the Adam-Gibbs model. As a consequence, we determine a straightforward relation between the structural relaxation time τ_α and the configurational entropy S_c , giving evidence that also $S_c(T, V) = g(T^{-1}V^{-\gamma})$ with the exponent γ that enables to scale $\tau_\alpha(T, V)$. This important findings have meaningful implications for the connection between thermodynamics and molecular dynamics near the glass transition, because it implies that τ_α can be scaled with S_c .

The phenomenon of glass transition is an important and intriguing area of research in condensed matter physics, which is continuously attracting a lot of the researchers attention. A key problem in this field is to develop the physical model that will be able to describe the evolution of the structural relaxation time, τ_α , or alternatively viscosity, η , on approaching the glass transition. So far, the most efforts have been devoted to the analysis and the correct description of the temperature dependence of τ_α at ambient pressure. In this context, the question is often raised whether the structural relaxation dynamics diverges at some finite temperature. However, the major challenge is to deliver the appropriate equation of state, *i.e.*, the analytical expression for τ_α in the full (temperature-pressure-volume) thermodynamic space. This challenge is driven by the fact that the experimental studies of the molecular dynamics of glass-forming systems at elevated pressure are now possible in many laboratories around the world.

Among variety of models proposed for description of the temperature dependence of τ_α , the entropy-based model formulated by G.Adam and J.H.Gibbs (AG)¹ has become one of the most discussed as reflected in the number of citations (cited more than 4000 times). This seminal work provides a connection between thermodynamic and dynamic quantities. According to this model, the structural relaxation time of supercooled liquid is controlled by the configurational entropy $S_c(T)$ which determines the size of cooperatively rearranging regions (CRR) and represented by the following formula

¹Institute of Physics, University of Silesia, Uniwersytecka 4, 40-007 Katowice, Poland. ²Silesian Center for Education and Interdisciplinary Research, 75 Pułku Piechoty 1A, 41-500 Chorzów, Poland. ³Leibniz Institute of Polymer Research Dresden, Hohe Str. 6, D-01069 Dresden, Germany. Correspondence and requests for materials should be addressed to E.M. (email: emasiewicz@us.edu.pl)

$$\tau_{\alpha} = \tau_0 \exp\left(\frac{A}{TS_C}\right) \quad (1)$$

Here, $S_C(T)$ is defined as the configurational entropy, and estimated as the difference between the entropy of the melt and the vibrational contribution to the entropy (rather from the glass than from the crystal)², $S_C(T) = S^{\text{melt}} - S^{\text{vib}}$. The constant A is related to the intermolecular potential and is proportional to the free energy barrier (per molecule in CRR) for rearrangement $\Delta\mu$ while τ_{AG} is the value of structural relaxation time in the limit of high temperatures. CRRs are defined as the smallest volume elements that can relax to the new configurations independently of their environment.

In the last decade, a lot of interest has been directed toward the analysis of molecular dynamics of supercooled liquids in terms of thermodynamic scaling^{3–17}. This alternative approach is very appealing due to the possibility of universal description of relaxation phenomena for all supercooled liquids based on the generalized Lennard-Jones potential¹⁸. According to the thermodynamic scaling, some dynamic quantities can be scaled into a single master curve if they are plotted versus $T^{-1}V^{-\gamma}$, where T is the system temperature; V is the system specific volume and γ is the scaling exponent^{13,14}

$$\log x = f(T^{-1}V^{-\gamma}) \quad (2)$$

The variable x denotes one of the dynamic quantities, such as the structural relaxation time τ_{α} , viscosity η , or other dynamic property. The key quantity is here the scaling exponent γ . At the first stage of development of the thermodynamic scaling approach, it was postulated¹⁹ that the value of scaling exponent should be equal to 4 in accordance with the initial finding for OTP^{19,20}. However, it has been subsequently demonstrated by a number of research groups that the value of γ can significantly differ from 4 for other glass formers. For example, for van der Waals liquids:

PDE: $\gamma = 4.5$, BMPC: $\gamma = 7.0$, BMMPC: $\gamma = 8.5^{12-15,17,21,22}$; for polymers: $1.9 \leq \gamma \leq 5.6^{23-27}$; for ionic liquids: $2.25 \leq \gamma \leq 3.7^{12,16,28}$; for substances with hydrogen bonds: sorbitol: $\gamma = 0.13^{12,13}$, salol: $\gamma = 5.2^{12,13,17,21}$. Major advances in understanding of the molecular basis of thermodynamic scaling and its relation to macroscopic thermodynamic properties of viscous systems have been possible to achieve by performing molecular dynamics (MD) simulations. Assuming that a short range effective intermolecular potential can be approximated by a combination of dominating repulsive inverse power law and small attractive background, the validity of the thermodynamic scaling was demonstrated on the basis of MD simulations^{7,16,29–34}

$$U_{\text{eff}}(r) = 4\varepsilon(\sigma/r)^{3\gamma_{\text{IPL}}} - A_t, \quad (3)$$

where ε , σ are respectively the potential well depth and the finite distance of the zero potential, which are the typical parameters of the Lennard-Jones potential, and A_t is a small attractive background. Moreover, it was pointed out that the parameter γ_{IPL} can be identified with the scaling exponent γ in the thermodynamic scaling law (Eq. (2)). This straightforward connection between both exponents made the thermodynamic scaling very attractive approach.

In this context, it is natural to ask how the thermodynamic scaling is incorporated into the AG model. Answering this question requires converting the temperature-dependent AG model (AG(T)) to its T-V representation AG(T, V). Furthermore, the generalization of the AG(T) model to T-V variables might be essential for testing its validity in general.

In this paper, we propose an extension of the original AG model (Eq. (1)) taking into account the combined effect of temperature and volume changes on τ_{α} . Consequently, we aim to verify whether or not the concept of thermodynamic scaling is consistent with the modified Adam-Gibbs model. These considerations lead us to very important implications for the temperature-density scaling rule for the configurational entropy S_C and the well-grounded relation between τ_{α} and S_C .

Theory

In order to apply the AG model, presented by Eq. (1), it is essential to know the form of S_C . The temperature-dependent form of S_C , originally proposed by Adam and Gibbs, is given by

$$S_C(T, P \cong 0) = \int_{T_k}^T \frac{\Delta C_p}{T'} dT' = S_{\infty} - \frac{K_p}{T}, \quad (4)$$

The difference between the isobaric heat capacity of the liquid and crystalline (or the glass) phase varies inversely with temperature, $\Delta C_p = K_p/T$, which was found for several glass-formers by R. Richert and C. A. Angell³⁵ by comparing the behavior of the dielectric relaxation time with the experimentally obtained configurational entropy. K_p is a constant parameter, T_k is Kauzmann's temperature and $S_{\infty} = K_p/T_k$ is the limiting value of S_C at very high temperature.

The AG(T) expression (Eq. (1)) can also be derived by considering both temperature and pressure dependence of S_C . The configurational entropy decreases on cooling or with an increase in pressure. Thus, the consideration of the dependence of S_C also on pressure, not only on temperature, is

very essential. This problem was investigated by Casalini *et al.*³⁶ by adding the term S^{isoth} to Eq. (4), $S_C(T, P) = S^{isobar} + S^{isoth}$, which explicitly involves the isothermal pressure variation of thermal expansion,

$$S_C(T, P) = \int_{T_k}^T \frac{\Delta C_P}{T'} dT' - \int_{P_0}^P \Delta \left(\frac{\partial V}{\partial T} \right)_{P'} dP'. \quad (5)$$

If the dependence of the configurational entropy on volume and temperature, *i.e.*, $S_C(T, V)$ is known, a much more direct way to test the connection between $AG(T, V)$ and the thermodynamic scaling is to study the molecular dynamics by $T-V$ representation of Eq. (1).

To determine the $T-V$ version of Eq. (1), we consider the system entropy as a function of temperature and volume, the total differential of which is given as follows

$$dS = \left(\frac{\partial S}{\partial T} \right)_V dT + \left(\frac{\partial S}{\partial V} \right)_T dV. \quad (6)$$

Using the well-known Maxwell's thermodynamic relationship, $(\partial S/\partial V)_T = (\partial P/\partial T)_V$, and $(\partial S/\partial T)_V = C_V/T$, Eq. (6) can be rewritten as

$$dS = \frac{C_V}{T} dT + \left(\frac{\partial P}{\partial T} \right)_V dV, \quad (7)$$

which leads to a temperature-volume function for configurational entropy, $S_C(T, V) = S^{isochor} + S^{isoth}$,

$$S_C(T, V) = \int_{T_k}^T \frac{\Delta C_V}{T'} dT' + \int_{V_k}^V \Delta \left(\frac{\partial P}{\partial T} \right)_{V'} dV', \quad (8)$$

where the first integral with respect to temperature is calculated from the difference between the isochoric heat capacity of the melt and the vibrational contribution to the isochoric heat capacity (rather from the glass than from the crystal)², $\Delta C_V = C_V^{melt} - C_V^{vib}$. It also can be approximately described over a limited range by K_V/T , with a constant K_V , similarly to its isobaric counterpart³⁶. The second integral with respect to volume constituting $S_C(T, V)$ is calculated from the difference between the temperature derivatives of pressure of the melt and the contribution related to the vibrational modes (rather from the glass than from the crystal)²,

$$\Delta \left(\frac{\partial P}{\partial T} \right)_V = \left(\frac{\partial P}{\partial T} \right)_V^{melt} - \left(\frac{\partial P}{\partial T} \right)_V^{vib}.$$

Here, we assume that the vibrational part of the difference between the temperature derivatives of pressure is constant and can be regarded as a fitting parameter. The assumed lower limits of the integrals are respectively Kauzmann's temperature, T_k , and the volume at Kauzmann's temperature for the examined material, V_k .

The pressure dependence of temperature at a constant volume can be estimated by using an equation of state (EOS)³⁷

$$V(T, P) = V_0 \left[1 + \frac{\gamma_{EOS}}{B_T(P_0)} (P - P_0) \right]^{-1/\gamma_{EOS}}, \quad (9)$$

Where $B_T(P_0)$ is the isothermal bulk modulus at a reference pressure P_0 , parameterized by an exponential temperature function as $B_T(P_0) = b_0 \exp[-b_2(T - T_0)]$, $V_0 = V(P_0)$ is the volume at the reference pressure parameterized by a quadratic temperature function, $V_0 = A_0 + A_1(T - T_0) + A_2(T - T_0)^2$, where $T_0 = T_g(P_0)$ is the glass transition temperature at P_0 , and γ_{EOS} is a material constant independent of thermodynamic conditions. It is worth noting that the exponent γ_{EOS} is also related^{18,37-40} to the exponent γ_{IPL} in the effective short-range intermolecular potential given by Eq. (3). However, in case of real materials, we have observed^{8,9,28,37-39} that $\gamma_{EOS} \succ \gamma$, where γ is the density scaling exponent for dynamic quantities in terms of Eq. (2). This discrepancy can be argued^{8,41} by considerably different values of the density scaling exponent for the dynamic quantities and the total system entropy, which have been established for real glass formers.

In Eq. (9), $A_0, A_1, A_2, b_0, b_2, \gamma_{EOS}$ are fitting parameters. Defining new quantities $\delta = -b_2 B_T(P_0)/\gamma_{EOS}$ and $\omega = A_1 + 2A_2(T - T_0)$, the melt part of difference of the temperature derivative of pressure is then given by

$$\left(\frac{\partial P}{\partial T} \right)_V^{melt} = \delta \left[\left(\frac{V_0}{V} \right)^{\gamma_{EOS}} - 1 \right] + \omega \frac{B_T(P_0)}{V} \left(\frac{V_0}{V} \right)^{\gamma_{EOS}-1}. \quad (10)$$

Consequently, the integral of Eq. (10) takes the following form

$$\int_{V_k}^V \left(\frac{\partial P}{\partial T} \right)_{V'}^{melt} dV' = -\delta(V - V_k) + \frac{1}{1 - \gamma_{EOS}} (V^{1-\gamma_{EOS}} - V_k^{1-\gamma_{EOS}}) \times \{ \delta V_0^{\gamma_{EOS}} + \omega B_T(P_0) V_0^{\gamma_{EOS}-1} \}. \quad (11)$$

Inserting Eq. (11) and $S^{isochor} = S_\infty - K_V/T$ into Eq. (8), we find the expression for $S_C(T, V)$,

$$S_C(T, V) = S_\infty - \frac{K_V}{T} + \left\{ - \left[\left(\frac{\partial P}{\partial T} \right)_V^{vib} + \delta \right] (V - V_k) + \frac{1}{1 - \gamma_{EOS}} (V^{1-\gamma_{EOS}} - V_k^{1-\gamma_{EOS}}) \times [\delta V_0^{\gamma_{EOS}} + \omega B_T(P_0) V_0^{\gamma_{EOS}-1}] \right\}. \quad (12)$$

Finally, taking into account the classical AG equation (Eq. (1)) and the expression $S_C(T, V)$, we obtain the AG(T, V) representation for $\tau_\alpha(T, V)$

$$\tau_\alpha(T, V) = \tau_0 \exp \left((A) / \left[T - T_{0AG} + T \frac{1}{S_\infty} \left\{ - \left[\left(\frac{\partial P}{\partial T} \right)_V^{vib} + \delta \right] (V - V_k) + \frac{1}{1 - \gamma_{EOS}} (V^{1-\gamma_{EOS}} - V_k^{1-\gamma_{EOS}}) \times [\delta V_0^{\gamma_{EOS}} + \omega B_T(P_0) V_0^{\gamma_{EOS}-1}] \right\} \right] \right), \quad (13)$$

where $T_{0AG} = K_V/S_\infty$ and the parameter A is defined as $C_{AG} \Delta \mu / S_\infty$, where C_{AG} is a constant.

If the structural relaxation time and the configurational entropy obey the thermodynamic scaling law in the form of the power law density scaling, $\tau_\alpha = F(TV^\gamma)$ and $S_C = G(TV^\gamma)$, then a consequence of the thermodynamic scaling hypothesis for the elementary activation energy in the material-specific coefficient A of Adam-Gibbs approach (Eq. (1)) is that it is expected to be not a constant but to comply with a power law dependence of volume in the form $A = A(V) \rightarrow A'V^{-\gamma}$. The scenario for the volume (or density) dependence of A in the AG equation was postulated by C. Alba-Simionesco *et al.*⁴², but it was not tested. Using the Kob-Andersen binary Lennard-Jones mixture, an explicit simulation tests of TV^γ -scaling of S_C and τ_α in terms of the AG model as well as the scaled volume dependent change in $A(V)$ was successfully performed by S. Sengupta *et al.*⁴³. Following this approximation, we propose the second formula for $\tau_\alpha(T, V)$, which is a modified Eq. (13) by involving the volume contribution to the parameter A

$$\tau_\alpha(T, V) = \tau_0 \exp \left((A'V^{-\gamma}) / \left[T - T_{0AG} + T \frac{1}{S_\infty} \left\{ - \left[\left(\frac{\partial P}{\partial T} \right)_V^{vib} + \delta \right] (V - V_k) + \frac{1}{1 - \gamma_{EOS}} (V^{1-\gamma_{EOS}} - V_k^{1-\gamma_{EOS}}) \times [\delta V_0^{\gamma_{EOS}} + \omega B_T(P_0) V_0^{\gamma_{EOS}-1}] \right\} \right] \right), \quad (14)$$

where the scaling exponent γ is computed from standard methods. The AG(T, V) model, in this form, is a good candidate to be a TV^γ -scaling model. It should be noted that Eq. (14) with the density dependent parameter A also satisfies some earlier suggestions (e.g. that made by Johari⁴⁴) that the parameter A should depend on pressure.

Results and Discussion

In order to verify the equations (13) and (14), we have carried out the high pressure dielectric spectroscopy studies of simple van der Waals liquid, *Tributyl-2-acetylacrylate* (TBAC) with the aim to determine the temperature and pressure dependence of structural relaxation times. Dielectric spectra were measured both at isobaric (0.1 and 200 MPa) and isothermal conditions (199.0 K, 202.5 K, 205.9 K, 209.0 K, 212.9 K, 216.5 K, 225.9 K and 240.7 K) over a wide frequency range from 10^{-2} to 10^6 Hz. In Fig. 1a and Fig. 1b, we show a number of representative dielectric loss spectra obtained at various temperatures at ambient pressure and as a function of pressure at constant temperature, $T = 216.5$ K, respectively. Lowering temperature has a similar effect as increasing pressure, *i.e.*, in both cases, the relaxation peaks moves to lower frequencies. By analyzing all the measured spectra, we have determined the temperature and pressure dependence of the structural relaxation times, which were calculated from the inverse of

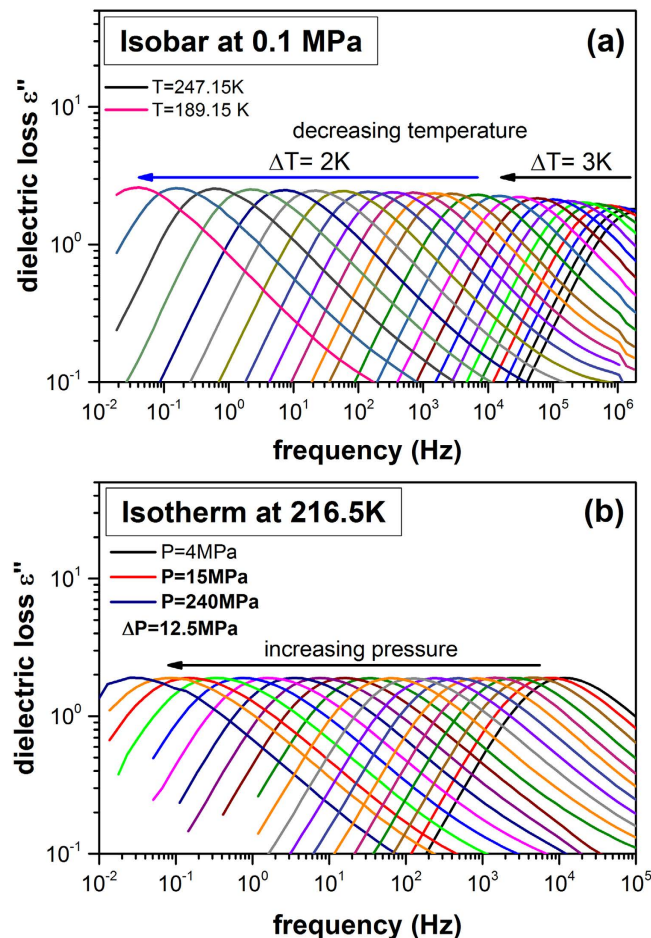


Figure 1. Imaginary part of the dielectric loss spectra $\varepsilon''(\omega)$ for TBAC vs frequency for (a) isobaric measurements at 0.1 MPa in the temperature range 189.15 K–247.15 K in steps of 3 K and 2 K; (b) for isothermal measurements at 216.5 K under increasing pressure.

the frequency corresponding to peak maxima, $\tau_{\alpha} = (2\pi f_{\max})^{-1}$. Eventually, using structural relaxation times in various thermodynamic conditions (T and P), it was possible to construct the 3D relaxation map depicted in Fig. 2.

As a next step toward the experimental verification of the equations (13) and (14), it is necessary to convert the T - P data to their T - V representation. Therefore, apart from the high pressure dielectric studies, we additionally performed PVT measurements. Figure 3a displays the experimentally obtained temperature dependences of specific volume $V(T)$ isobars at labeled pressures, in the range of 10 MPa–200 MPa. The experimental PVT data for TBAC were satisfactorily parameterized by means of the EOS equation of state (Eq. (9) - solid lines) with the following values of its fitting parameters as well as errors and relative errors of their determination: $A_0 = (0.8685 \pm 0.0004) \text{ cm}^3/\text{g}$ [$\Delta_r A_0 = 0.04\%$], $A_1 = (6.95 \pm 0.05) \times 10^{-4} \text{ cm}^3 \text{ K}^{-1}/\text{g}$ [$\Delta_r A_1 = 0.7\%$], $A_2 = (4.39 \pm 0.16) \times 10^{-7} \text{ cm}^3 \text{ K}^{-2}/\text{g}$ [$\Delta_r A_2 = 3.6\%$], $b_0 = (3149 \pm 9) \text{ MPa}$ [$\Delta_r b_0 = 0.3\%$], $b_2 = (5.80 \pm 0.02) \times 10^{-3} \text{ K}^{-1}$ [$\Delta_r b_2 = 0.3\%$], $\gamma_{EOS} = 10.09 \pm 0.02$ [$\Delta_r \gamma_{EOS} = 0.2\%$], assuming the reference state at a fixed glass transition temperature $T_0 = 186.06 \text{ K}$ at ambient pressure. The value of adjusted R^2 is equal to 0.99998. The above set of data enables us to convert $\tau_{\alpha}(T, P)$ to $\tau_{\alpha}(T, V)$, and finally to construct 3D or 2D plots of the structural relaxation times versus T and V , required to perform the test for the validity of the AG(T, V) model. The best 3D numerical fit of $\tau_{\alpha}(T, V)$ for TBAC data to Eq. (13) was obtained with the well-adjusted coefficient R^2 equal to 0.99894 and the values of the fitting parameters $\log_{10}(\tau_0/[s]) = -11.65 \pm 0.14$ [$\Delta_r \log_{10} \tau_0 = 1.2\%$], $A = (1484 \pm 44) \text{ K}$ [$\Delta_r A = 3.0\%$], $T_{0AG} = (153.17 \pm 1.00) \text{ K}$ [$\Delta_r T_{0AG} = 0.7\%$], $(\partial P/\partial T)_{V}^{vib} = (0.16 \pm 0.23) \text{ MPa/K}$ [$\Delta_r (\partial P/\partial T)_{V}^{vib} = 150.0\%$], $S_{\infty} = (0.62 \pm 0.06) \text{ JK}^{-1} \text{ g}^{-1}$ [$\Delta_r S_{\infty} = 9.7\%$]. The resulting fit to Eq. (13) is depicted in Fig. 4.

It should be emphasized that Eq. (13) has, in general, thirteen parameters, but only five of them are free in the fitting procedure. The other parameters were fixed. Their values were earlier established from PVT measurements using the equation of state ($A_0, A_1, A_2, b_0, b_2, \gamma_{EOS}, T_0$), whereas the value of V_k was calculated from the equation of state at T_k where the temperature T_k was determined from fitting the dielectric isobar at 0.1 MPa to the VFT equation, $\tau_{\alpha} = \tau_{0VFT} \exp[B/(T - T_{0VFT})]$, on the assumption

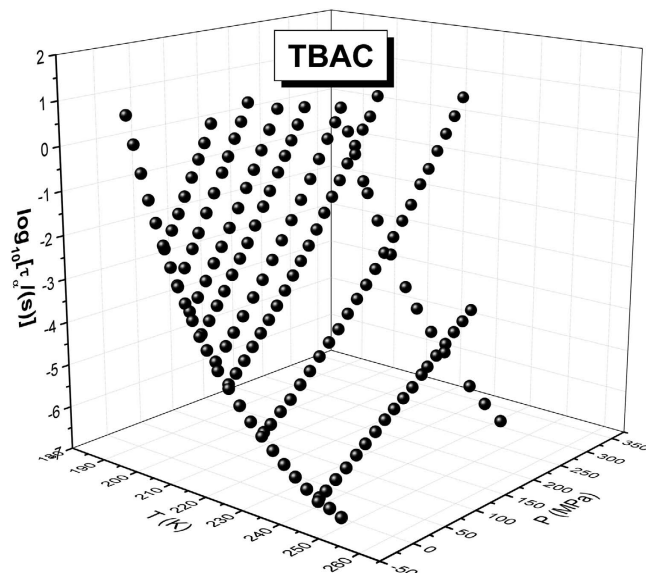


Figure 2. Three-dimensional plot of decimal logarithms of isobaric and isothermal structural relaxation times of TBAC as a function of temperature T and pressure P .

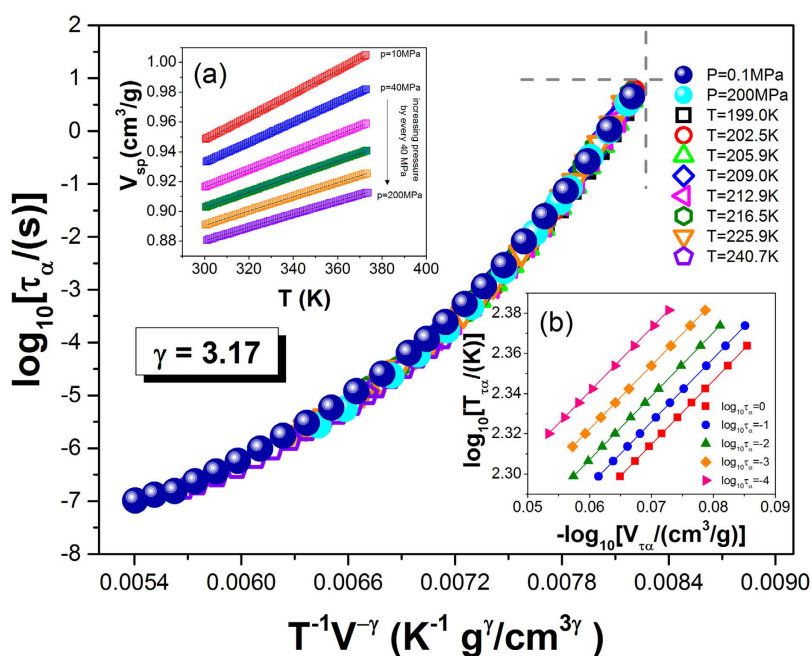


Figure 3. Temperature and pressure dependences of structural relaxation times vs scaling quantity $T^{-1}V^{-\gamma}$ with $\gamma = 3.17$. The inset (a) presents isobaric PVT data, $V(T)$. Solid lines are fits to equation of state (EOS) (Eq. (9)). The inset (b) presents double logarithmic plot of the temperature T_{τ_α} versus the volume V_{τ_α} at $\tau_\alpha = \text{const}$ for several relaxation times τ_α , which has been used to find the value of the scaling exponent $\gamma = 3.17 \pm 0.01$ as a slope of the linear dependences.

that $T_{0VFT} = T_k^{35}$. Here, for TBAC, $T_k = 156.29 \text{ K}$ and $V_k(T_k, P_0) = 0.8482 \text{ cm}^3/\text{g}$. In this context, it is worth noting that this equation basically has the same number of free fitting parameters as the previous one, because the additional parameter γ in Eq. (14) was determined from the criterion for the density scaling^{45,46}. The value of the scaling exponent γ , required to construct the thermodynamic scaling plot, was determined from the linear regression of $\log_{10} T_{\tau_\alpha}$ against $\log_{10} V_{\tau_\alpha}$ at a few constant structural relaxation times (Fig. 3b). As can be seen in Fig. 3b, the best linear fit was achieved for the value $\gamma = 3.17 \pm 0.01$. Using this value of the exponent γ , we constructed the scaling curve by plotting the structural relaxation

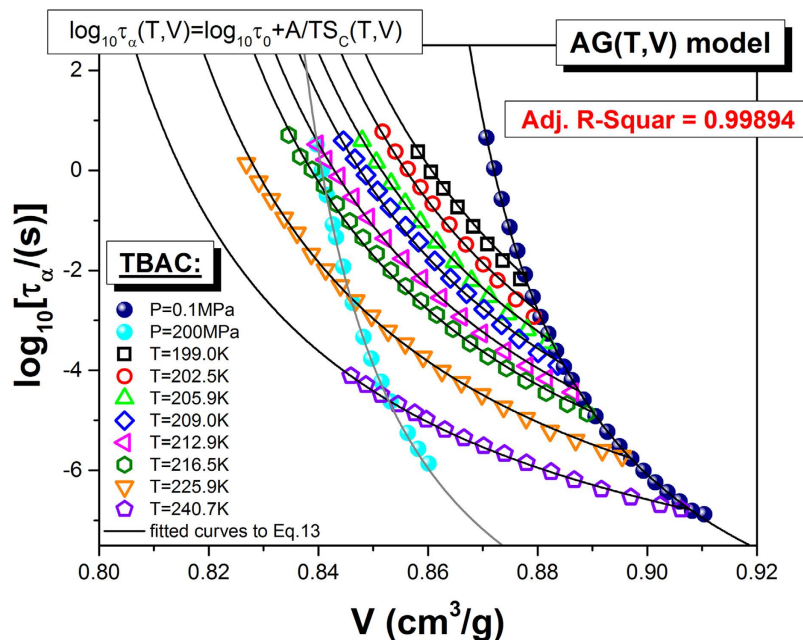


Figure 4. The test of AG(T, V). The solid lines represent the best fits of $\tau_\alpha(T, V)$ to Eq. (13), projected on the $\tau_\alpha - V$ plane.

times versus the product of the temperature T and the specific volume V raised to the exponent γ . It is obvious from Fig. 3 that all the scaled experimental isobars and isotherms collapse onto a single master curve. This result is in accord with a general observation of the validity of thermodynamic scaling for van der Waals liquids.

The volume dependence of isothermal and isobaric structural relaxation times determined from dielectric measurements and the best fitting curves obtained using Eq. (14) are displayed in Fig. 5, with the well-adjusted coefficient R^2 equal to 0.99927 and the following values of the fitting parameters of Eq. (14): $\log_{10}(\tau_0/[s]) = -10.92 \pm 0.10$ [$\Delta_r \log_{10} \tau_0 = 0.9\%$], $A' = (771 \pm 18) K \text{cm}^3/g^\gamma$ [$\Delta_r A' = 2.3\%$], $T_{0AG} = (156.87 \pm 0.72) K$ [$\Delta_r T_{0AG} = 0.5\%$], $(\partial P/\partial T)_V^{vib} = (1.23 \pm 0.08) \text{MPa/K}$ [$\Delta_r (\partial P/\partial T)_V^{vib} = 6.5\%$], $S_\infty = (0.47 \pm 0.03) \text{JK}^{-1}\text{g}^{-1}$ [$\Delta_r S_\infty = 6.4\%$]. As can be seen, a satisfactory agreement between fits and the experimental points has been achieved. The quality of the fits to Eqs. (13) and (14), imply that the TV -generalized AG model, represented by both the two equations, provides a satisfactory description of experimental data. Analyzing errors of determination for each fitting parameter, we can also confirm the statement that a satisfactory description of experimental data is achieved, because most relative errors of determination of the values of the fitting parameters are less than 3%, and only the error of determination for the value $(\partial P/\partial T)_V^{vib}$ exceeds the value of this parameter in case Eq. (13), while Eq. (14) is devoid of such a problem. These facts can have influence on further discussion about correctness and applicability of both equations. Nevertheless, a comparison of the values of the adjusted R^2 obtained from fitting experimental data to Eq. (13) ($\text{Adj. } R^2 = 0.99894$) and Eq. (14) ($\text{Adj. } R^2 = 0.99927$) seems to indicate that both the equations lead to the same outcome. Does it indeed mean that both the equations are internally consistent with the thermodynamic scaling concept?

To answer this question we refer to our recent findings reported in ref. 47. As we pointed out there, one can formulate some general rules for isobaric m_P^T and isochoric m_V^T fragilities, *i.e.*, (i) *compression brings about the decrease in the isobaric fragility m_P^T* and (ii) *the isochoric fragility m_V^T is an invariant parameter with pressure*. They are both valid if the density scaling is satisfied. Consequently, on the basis of above rules, we will be able to check the correctness of the derived equations, because if they work the appropriate trend in the fragilities behavior should be reproduced. The isobaric and isochoric fragilities can be defined in the following way

$$m_x = \left. \frac{d \log_{10} \tau_\alpha}{d(T_g/T)} \right|_{T=T_g, x=\text{const}}, \quad (15)$$

where x stands for either P or V , depending on the thermodynamic conditions. Analyzing the temperature dependences of the structural relaxation time at constant pressures, we found for TBAC that m_P , calculated from Eq. (13), systematically increases with increasing pressure. It is shown in Fig. 6 (solid squares). Similarly, we calculated the isochoric fragility m_V from Eq. (13) and tested it as a function of

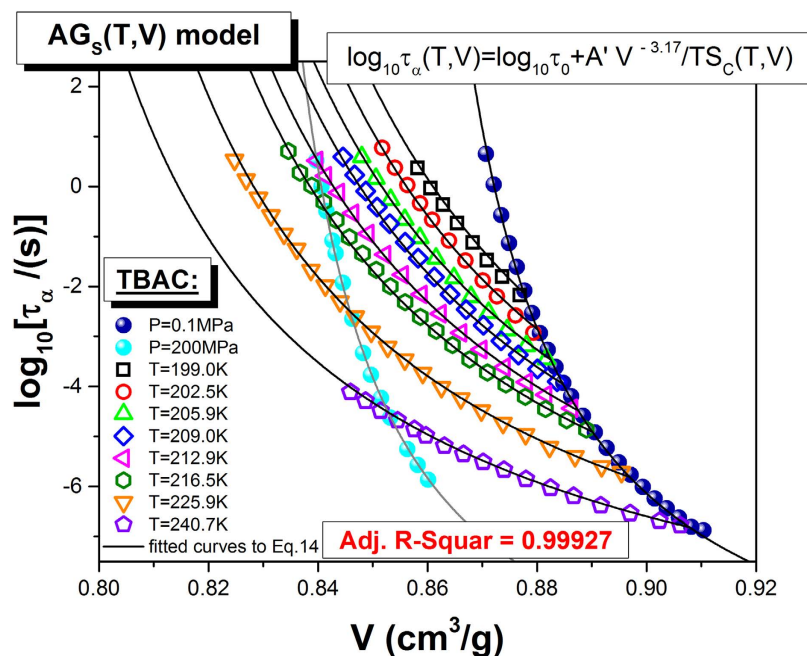


Figure 5. Plot of the isobaric and isothermal relaxation data of TBAC vs specific volume. The solid lines represent the best fits of $\tau_\alpha(T, V)$ to Eq. (14), projected on the $\tau_\alpha - V$ plane.

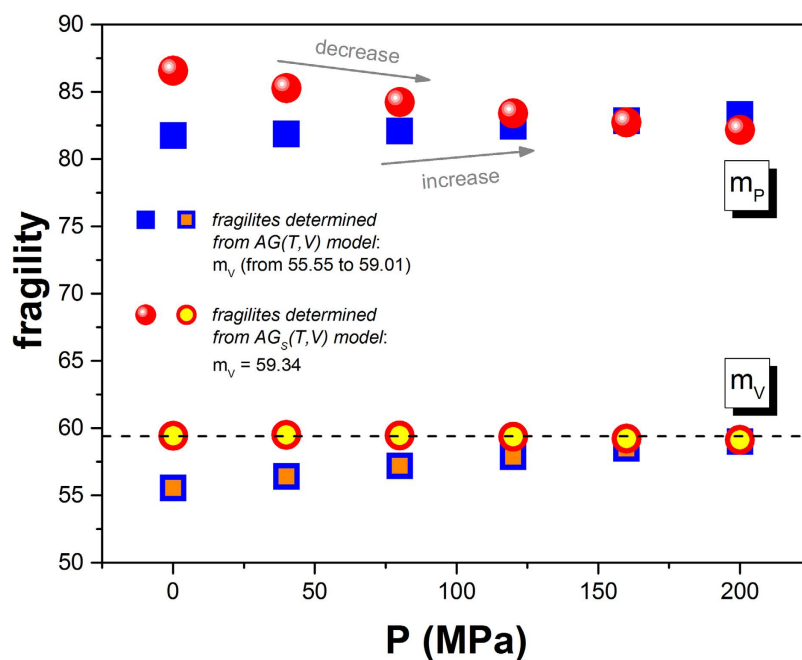


Figure 6. Pressure dependences of isobaric fragilities calculated by means of the $AG(T, V)$ and $AG_s(T, V)$ models (given by Eqs. (13) and (14), respectively) in the pressure range (0.1–200) MPa at $\tau_\alpha = 100$ s and the pressure dependence of isochoric fragilities determined from both the models.

pressure. The values of m_v were depicted by open square symbols in the same figure. As can be seen, m_v is not a constant, which is in contradiction with the invariant isochoric fragility rule. In fact, m_v appears to be continuously increasing with increasing pressure, giving a value range of m_v varying from 55.55 to 59.01. Thus, the $AG(T, V)$ model, represented by Eq. (13), exhibits patterns of behavior for the pressure dependences of m_p and m_v which are not consistent with those observed commonly for simple van der Waals liquids. On the other hand, solid circles in Fig. 6 represent the dependence $m_p(P)$ obtained from Eq. (14). The value m_p decreases in the experimental pressure range from $m_p = 86.56$ at ambient pressure

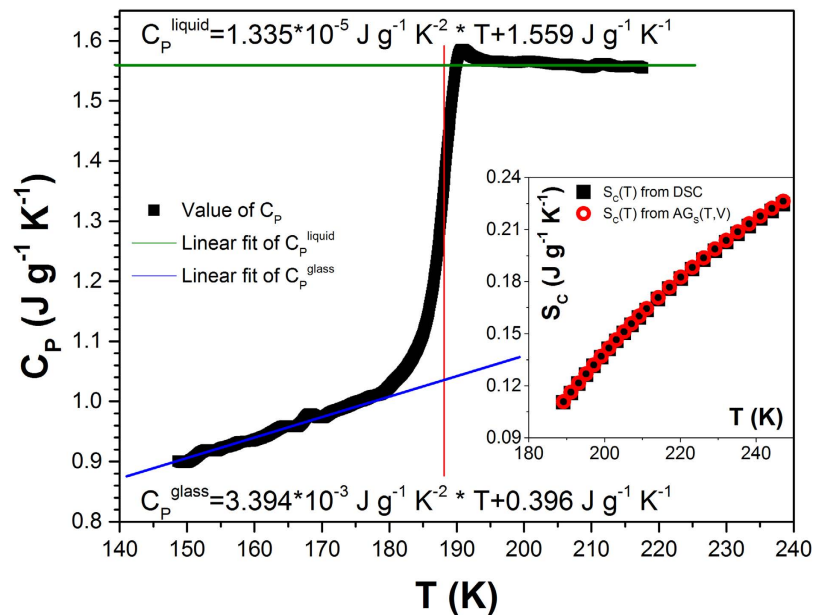


Figure 7. Temperature dependences of the heat capacity for TBAC established from TOPEM measurements. The inset shows comparison of the dependence $S_C(T)$ determined from the heat capacity measurements at ambient pressure with that calculated from Eq. (12) with the values of its parameters found from fitting $\tau_\alpha(T, V)$ to Eq. (14).

to $m_p = 82.17$ at $P = 200$ MPa, which agrees with the general trend found in case of van der Waals liquids. In addition, we have established that m_V is pressure-independent within error bars and has a constant value equal to 59.34 at investigated pressure range (open circles in Fig. 6).

From the comparison of the isobaric and isochoric fragilities, obtained from Eq. (13) and Eq. (14), we can see that these equations lead to both quantitatively and qualitatively different results. The above analysis unambiguously shows that the appropriate form of AG-model transformed to the T-V thermodynamic space is that given by Eq. (14), which complies with the following compact representation

$$\tau_\alpha(T, V) = \tau_0 \exp\left(\frac{A'}{TV^\gamma S_C(T, V)}\right). \quad (16)$$

It should be stressed that the AG(T, V) model expressed by Eq. (14) has turned out to be consistent with the thermodynamic scaling idea, although Eq. (14) has been derived without any scaling assumptions for the configurational entropy $S_C(T, V)$, because the latter has been employed in Eq. (16) by using Eq. (12). This finding raises a subsequent important question concerning the scaling of the configurational entropy. According to this, S_C calculated from Eq. (12) should be possible to collapse onto a single curve by plotting it as a function of TV^γ . Thus, our next step is to check whether or not the configurational entropy S_C , similarly to the structural relaxation time τ_α , satisfies the TV^γ -scaling rule. Prior to doing that, we verify the results given by Eq. (12) with the values of its parameters taken from the fitting experimental dependence $\tau_\alpha(T, V)$ to Eq. (14). In Fig. 7, we present the temperature dependence of isobaric heat capacity at ambient pressure obtained from the differential scanning calorimetry (DSC) measurements with stochastic temperature modulation (TOPEM). Based on this data, we determined the configurational entropy (see the inset in Fig. 7) by taking the definite integral $\int_{T_k}^T (\Delta C_p / T') dT'$, where the value of T_k is the same as that assumed to fit the dielectric structural relaxation times to Eqs (13) and (14), and ΔC_p is taken as the difference between two linear functions describing respectively temperature behavior of C_p^{liquid} and C_p^{glass} . In the inset in Fig. 7, we also show a very satisfactory agreement between the dependence $S_C(T)$ determined from the heat capacity measurements (solid squares) at ambient pressure and that obtained from Eq. (12) (open circles) at ambient pressure, based on the same values of its fitting parameters as those which very well describe the dependence $\tau_\alpha(T, V)$ in terms of Eq. (14). After this additional confirmation of the validity of Eq. (12), we analyze the temperature and volume dependences of the configurational entropy (see Fig. 8a), and plot the dependences $\log_{10} T_{S_C}(\log_{10} V_{S_C})$ at a few constant S_C (Fig. 8b). As can be seen, these dependences have a linear character. From the simple linear regression, we have found that the value of the slope of all the isoentropic lines ($\gamma_{S_C} = 3.17 \pm 0.03$) is the same as the value of the scaling exponent for the structural relaxation time ($\gamma = 3.17 \pm 0.01$). It means

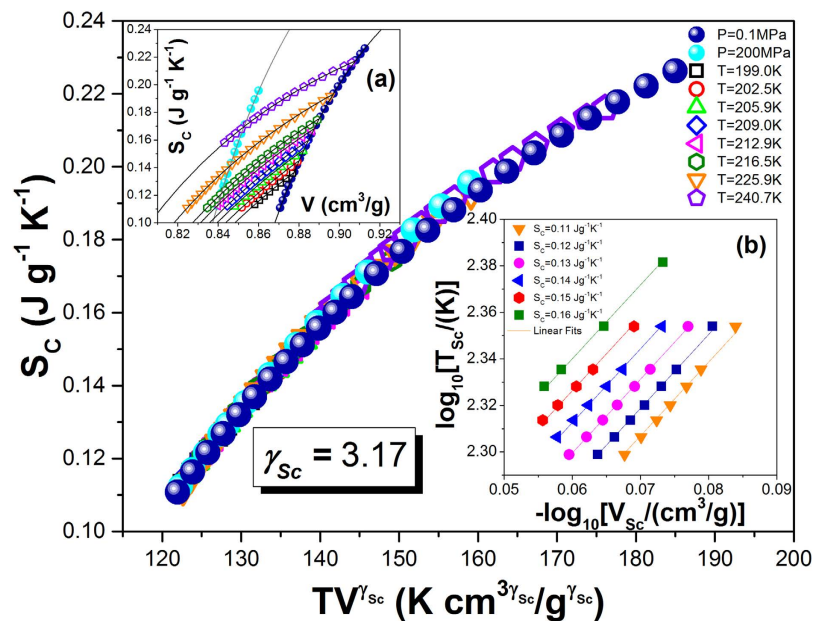


Figure 8. Density scaling of the configurational entropy for TBAC vs the scaling quantity $TV^{\gamma_{S_C}}$ with $\gamma_{S_C} = 3.17$. The insets present (a) temperature and volume dependences of S_C , and (b) double logarithmic plot of the temperature T_{S_C} versus the volume V_{S_C} at $S_C = \text{const}$ for several configurational entropies S_C , which has been used to find the value of the scaling exponent $\gamma_{S_C} = 3.17 \pm 0.03$ as a slope of the linear dependences.

that we are able to scale the configurational entropy (see Fig. 8) with the value of the scaling exponent, which very well corresponds to that established for the structural relaxation time ($\gamma_{S_C} = \gamma$).

Conclusions

The latter finding has very important implications for making a final identification of the role of entropy in the thermodynamic evolution of the time scale of molecular dynamics near the glass transition. An important consequence of the found equivalence of the values of the scaling exponents γ and γ_{S_C} for the structural relaxation time τ_α and the configurational entropy S_C should be a subsequent scaling of τ_α vs S_C . As can be seen in Fig. 9, this scaling indeed occurs, because the structural relaxation times of TBAC can be plotted onto a single master curve as a function of the configurational entropy. This meaningful result clearly shows that the structural relaxation time can be a single variable function of the configurational entropy, $\tau_\alpha = h(S_C)$, although the more complex formula (Eq. (16)) is required to meet the power law density scaling criterion in terms of the AG model originally based on Eq. (1). An essential impact of the configurational entropy on the thermodynamic evolution of the time scale of molecular dynamics near the glass transition has been anticipated for many years. For instance, Wolynes and coworkers suggested^{48,49} a function $\tau_\alpha = h(S_C)$ based on the random first-order transition theory and showed⁵⁰ the power law density scaling of S_C using simulation data in a simple model based on the Lennard-Jones potential. To achieve the power law density scaling $S_C = G(TV^{\gamma_{S_C}})$ with $\gamma_{S_C} = \gamma$ for real glass formers, Casalini and Roland proposed^{51–53} an alternative way to calculate S_C , which requires determining reference values of S_C along a chosen isochrone $\tau_\alpha = \text{const}$. In this paper, for the first time based on experimental data analyses and without making any limiting assumptions for the configurational entropy calculations, we show that both the structural relaxation time and the configurational entropy follow the same pattern of the power law density scaling behavior, which relies on the same value of the scaling exponent γ , *i.e.*, $\tau_\alpha = F(TV^\gamma)$ and $S_C = G(TV^\gamma)$. In this way, we solve a long-standing problem with determining the proper effect of thermodynamics on molecular dynamics near the glass transition. The found single variable function, $\tau_\alpha = h(S_C)$, which is a consequence of the density scaling laws, $\tau_\alpha = F(TV^\gamma)$ and $S_C = G(TV^\gamma)$, has a decreasing character (see Fig. 9) which implies that a decrease in the configurational entropy straightforwardly causes the dramatic slowdown in the molecular dynamics (reflected in the rapid increase in its time scale) near the glass transition. Thus, the configurational entropy seems to be sufficient to govern the structural relaxation of supercooled liquids without any contributions from additional factors. For comparison, we have very recently established⁴¹ that such an exclusive impact is not made on the structural relaxation by the total system entropy S and the excess entropy S_{ex} (defined as the difference between the total system entropy and the entropy of an ideal gas at the same density and temperature), although both S and S_{ex} obey the density scaling law. For S and S_{ex} , the values of the scaling

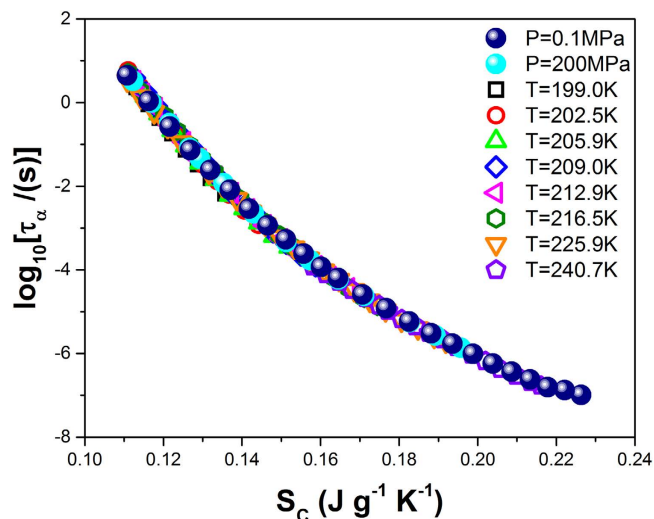


Figure 9. Plot of the decimal logarithm of structural relaxation times of TBAC vs the configurational entropy calculated from Eq. (12) with the values of its parameters found by fitting $\tau_\alpha(T, V)$ to Eq. (14).

exponents have been found by us to be considerably different from that valid for τ_α of a given glass former, and consequently the different values of the scaling exponents rationalize the decoupling observed by us between τ_α and S (or S_{ex}) and imply that the relation between τ_α and S (or S_{ex}) requires supplementing with an additional density factor⁴¹. In this context, our findings reported herein become especially useful for further investigations, because they suggest a way to formulate an optimal model of the thermodynamic evolution of the time scale of molecular dynamics of supercooled liquids, which is expected to be able to take a form of a single variable function of the configurational entropy S_C or the scaling variable TV^γ in the power law density scaling regime.

References

- Adam, G. & Gibbs J. H. On the temperature dependence of cooperative relaxation properties in glass-forming liquids. *J. Chem. Phys.* **43**, 139–146 (1965).
- Johari, G. P. Contributions to the entropy of a glass and liquid, and the dielectric relaxation time. *J. Chem. Phys.* **112**, 7518–7523 (2000).
- Casalini, R. & Roland, C. M. An equation for the description of volume and temperature dependences of the dynamics of supercooled liquids and polymer melts. *J. Non-Cryst. Solids.* **353**, 3936–3939 (2007).
- Urban, S. & Würflinger, A. Thermodynamical scaling of the low frequency relaxation time in liquid crystalline phases. *Phys. Rev. E* **72**, 021707-1–021707-4 (2005).
- Koperwas, K. *et al.* Pressure coefficient of the glass transition temperature in the thermodynamic scaling regime. *Phys. Rev. E* **86**, 041502-1–041502-6 (2012).
- Reiser, A., Kasper, G. & Hunklinger, S. Pressure-induced isothermal glass transition of small organic molecules. *Phys. Rev. B* **72**, 094204-1–094204-7 (2005); Reiser, A., Kasper, G. & Hunklinger, S. Erratum: Pressure-induced isothermal glass transition of small organic molecules. *Phys. Rev. B* **74**, 019902(E)-1 (2006).
- Coslovich, D. & Roland, C. M. Pressure-energy correlations and thermodynamic scaling in viscous Lennard-Jones liquids. *J. Chem. Phys.* **130**, 014508-1–014508-5 (2009).
- Grzybowski, A., Paluch, M., Grzybowska, K. & Haracz, S. Communication: Relationships between intermolecular potential, thermodynamics, and dynamic scaling in viscous systems. *J. Chem. Phys.* **133**, 161101-1–161101-4 (2010).
- Wojnarowska, Z. *et al.* Study of molecular dynamics of pharmaceutically important protic ionic liquid-verapamil hydrochloride. I. Test of thermodynamic scaling. *J. Chem. Phys.* **131**, 104505-1–104505-14 (2009).
- Casalini, R., Capaccioli, S. & Roland, C. M. What can we learn by squeezing a liquid? *J. Phys. Chem. B* **110**, 11491–11495 (2006).
- Ngai, K. L., Casalini, R. & Roland, C. M. Volume and temperature dependences of the global and segmental dynamics in polymers: functional forms and implications for the glass transition. *Macromolecules* **38**, 4363–4370 (2005).
- Roland, C. M., Hensel-Bielowka, S., Paluch, M. & Casalini, R. Supercooled dynamics of glass-forming liquids and polymers under hydrostatic pressure. *Rep. Prog. Phys.* **68**, 1405–1478 (2005).
- Casalini, R. & Roland, C. M. Thermodynamical scaling of the glass transition dynamics. *Phys. Rev. E* **69**, 062501-1–062501-3 (2004).
- Dreyfus, C., Le Grand, A., Gapinski, J., Steffen, W. & Patkowski, A. Scaling the α -relaxation time of supercooled fragile organic liquids. *Eur. Phys. J. B* **42**, 309–319 (2004).
- Pawlus, S. *et al.* Temperature and volume effects on the change of dynamics in propylene carbonate. *Phys. Rev. E* **70**, 061501-1–061501-4 (2004).
- Roland, C. M., Bair, S. & Casalini, R. Thermodynamic scaling of the viscosity of van der Waals, H-bonded, and ionic liquids. *J. Chem. Phys.* **125**, 124508-1–124508-8 (2006).
- Casalini, R. & Roland, C. M. Scaling of the supercooled dynamics and its relation to the pressure dependences of the dynamic crossover and the fragility of glass formers. *Phys. Rev. B* **71**, 014210-1–014210-10 (2005).
- Lennard-Jones, J. E. Cohesion. *Proc. Phys. Soc.* **43**, 461–482 (1931).
- Tölle, A. Neutron scattering studies of the model glass former ortho-terphenyl. *Rep. Prog. Phys.* **64**, 1473–1532 (2001).

20. Dreyfus, C. *et al.* Temperature and pressure study of Brillouin transverse modes in the organic glass-forming liquid ortho-terphenyl. *Phys. Rev. E* **68**, 011204-1–011204-11 (2003).
21. Roland, C. M. & Casalini, R. Comment on: “Disentangling density and temperature effects in the viscous slowing down of glass forming liquids” [*J. Chem. Phys.* **120**, 6135 (2004)]. *J. Chem. Phys.* **121**, 11503 – 11504 (2004).
22. Paluch, M., Roland, C. M., Casalini, R., Meier, G. & Patkowski, A. The relative contributions of temperature and volume to structural relaxation of van der Waals molecular liquids. *J. Chem. Phys.* **118**, 4578–4582 (2003).
23. Alba-Simionesco, C., Cailliaux, A., Alegría, A. & Tarjus, G. Scaling out the density dependence of the α relaxation in glass-forming polymers. *Europhys. Lett.* **68**, 58–64 (2004).
24. Fragiadakis, D., Casalini, R., Bogoslovov, R. B., Robertson, C. G. & Roland, C. M. Dynamic heterogeneity and density scaling in 1,4-Polyisoprene. *Macromolecules* **44**, 1149–1155 (2011).
25. Roland, C. M. & Casalini, R. Effect of hydrostatic pressure on the viscoelastic response of polyuria. *Polymer* **48**, 5747–5752 (2007).
26. Casalini, R. & Roland, C. M. Scaling of the segmental relaxation times of polymers and its relation to the thermal expansivity. *Colloid Polym. Sci.* **283**, 107–110 (2004).
27. Pawlus, S., Sokolov, A. P., Paluch, M. & Mierzwa, M. Influence of pressure on chain and segmental dynamics in polyisoprene. *Macromolecules* **43**, 5845–5850 (2010).
28. Paluch, M. *et al.* Relationship between intermolecular potential, thermodynamics, and dynamic scaling for a supercooled ionic liquid. *J. Phys. Chem. Lett.* **1**, 987–992 (2010).
29. Pedersen, U. R., Bailey, N. P., Schröder, T. B. & Dyre, J. C. Strong pressure-energy correlations in van der Waals liquids. *Phys. Rev. Lett.* **100**, 015701-1–015701-4 (2008).
30. Bailey, N. P., Pedersen, U. R., Gnan, N., Schröder, T. B. & Dyre, J. C. Pressure-energy correlations in liquids. I. Results from computer simulations. *J. Chem. Phys.* **129**, 184507-1–184507-13 (2008).
31. Bailey, N. P., Pedersen, U. R., Gnan, N., Schröder, T. B. & Dyre, J. C. Pressure-energy correlations in liquids. II. Analysis and consequences. *J. Chem. Phys.* **129**, 184508-1–184508-20 (2008).
32. Coslovich, D. & Roland, C. M. Thermodynamic scaling of diffusion in supercooled Lennard-Jones liquids. *J. Phys. Chem. B* **112**, 1329–1332 (2008).
33. Schröder, T. B., Pedersen, U. R., Bailey, N. P., Toxvaerd, S. & Dyre, J. C. Hidden scale invariance in molecular van der Waals liquids: A simulation study. *Phys. Rev. E* **80**, 041502-1–041502-6 (2009).
34. Hoover, W. G. & Rossj, M. Statistical theories of melting. *Contemp. Phys.* **12**, 339–356 (1971).
35. Richert, R. & Angell, C. A. Dynamics of glass-forming liquids. V. On the link between molecular dynamics and configurational entropy. *J. Chem. Phys.* **108**, 9016–9026 (1998).
36. Casalini, R., Capaccioli, S., Lucchesi, M. & Rolla, P. A. Pressure dependence of structural relaxation time in terms of the Adam-Gibbs model. *Phys. Rev. E* **63**, 031207-1–031207-6 (2001).
37. Grzybowski, A., Grzybowska, K., Paluch, M., Swiety, A. & Koperwas, K. Density scaling in viscous systems near the glass transition. *Phys. Rev. E* **83**, 041505-1–041505-7 (2011).
38. Grzybowski, A., Paluch, M. & Grzybowska, K. Consequences of an equation of state in the thermodynamic scaling regime. *J. Phys. Chem. B* **113**, 7419–7422 (2009).
39. Grzybowski, A., Haracz, S., Paluch, M. & Grzybowska, K. Density scaling of supercooled simple liquids near the glass transition. *J. Phys. Chem. B* **114**, 11544–11551 (2010).
40. Grzybowski, A., Koperwas, K. & Paluch, M. Scaling of volumetric data in model systems based on the Lennard-Jones potential. *Phys. Rev. E* **86**, 031501-1–031501-9 (2012).
41. Grzybowska, K., Grzybowski, A., Pawlus, S., Pionteck, J. & Paluch, M. Role of entropy in the thermodynamic evolution of the time scale of molecular dynamics near the glass transition. *Phys. Rev. E* **91**, 062305-1–062305-13 (2015).
42. Alba-Simionesco, C. & Tarjus, G. Temperature versus density effects in glassforming liquids and polymers: A scaling hypothesis and its consequences. *J. Non-Cryst. Solids* **352**, 4888–4894 (2006).
43. Sengupta, S., Schröder, T. B. & Sastry, S. Density-temperature scaling of the fragility in a model glass-former. *Eur. Phys. J. E* **36**, 141-1–141-11 (2013).
44. Johari, G. P. On the entropy equations for a liquid’s relaxation time at high pressures. *J. Chem. Phys.* **119**, 635–637 (2003).
45. Paluch, M., Grzybowska, K. & Grzybowski, A. Effect of high pressure on the relaxation dynamics of glass-forming liquids. *J. Phys.: Condens. Matter* **19**, 205117-1–205117-12 (2007).
46. Floudas, G., Paluch, M., Grzybowski, A. & Ngai, K. *Molecular Dynamics of Glass-Forming Systems: Effects of Pressure*, Chap. 2, (Series: *Advances in Dielectrics*, Series Editor: Friedrich, Kremer, Springer-Verlag Berlin Heidelberg, 2011).
47. Paluch, M. *et al.* General rules prospected for the liquid fragility in various material groups and different thermodynamic conditions. *J. Chem. Phys.* **141**, 134507-1–134507-7 (2014).
48. Xia, X. & Wolynes, P. G. Fragilities of liquids predicted from the random first order transition theory of glasses. *Proc. Natl. Acad. Sci. USA* **97**, 2990–2994 (2000).
49. Xia, X. & Wolynes, P. G. Microscopic theory of heterogeneity and nonexponential relaxations in supercooled liquids. *Phys. Rev. Lett.* **86**, 5526–5529 (2001).
50. Hall, R. W. & Wolynes, P. G. Intermolecular forces and the glass transition. *J. Phys. Chem. B* **112**, 301–312 (2008).
51. Casalini, R. & Roland, C. M. Effect of entropy on the dynamics of supercooled liquids: new results from high pressure data. *Phil. Mag.* **87**, 459–467 (2007).
52. Casalini, R. & Roland, C. M. Entropy basis for the thermodynamic scaling of the dynamics of *o*-terphenyl. *J. Phys.: Condens. Matter* **19**, 205118-1–205118-8 (2007).
53. Casalini, R. & Roland, C. M. Determination of the thermodynamic scaling exponent for relaxation in liquids from static ambient-pressure quantities. *Phys. Rev. Lett.* **113**, 085701-1–085701-5 (2014).

Acknowledgements

E.M., A.G., K.G. and M.P. are grateful for the financial support from the Polish National Science Center based on Decision No. DEC-2012/04/A/ST3/00337 within the program MAESTRO 2.

Author Contributions

E.M., A.G. and M.P. designed and developed the theoretical AG(T, V) model, implemented the model and performed calculations, analyzed the experimental data, discussed the results, wrote, reviewed and approved the main manuscript text and produced the figures. K.G., S.P. and J.P. performed the experiments, contributed to data analysis and discussions, commented and approved the final manuscript.

Additional Information

Competing financial interests: The authors declare no competing financial interests.

How to cite this article: Masiewicz, E. *et al.* Adam-Gibbs model in the density scaling regime and its implications for the configurational entropy scaling. *Sci. Rep.* **5**, 13998; doi: 10.1038/srep13998 (2015).



This work is licensed under a Creative Commons Attribution 4.0 International License. The images or other third party material in this article are included in the article's Creative Commons license, unless indicated otherwise in the credit line; if the material is not included under the Creative Commons license, users will need to obtain permission from the license holder to reproduce the material. To view a copy of this license, visit <http://creativecommons.org/licenses/by/4.0/>