

**KERNFORSCHUNGSZENTRUM
KARLSRUHE**

August 1971

KFK 1473


Quasielastic Electron-Deuteron Scattering
at Four Momentum Transfers in the Range

$$0.25 \left(\frac{\text{GeV}}{c}\right)^2 < q^2 < 0.85 \left(\frac{\text{GeV}}{c}\right)^2$$

S. Galster, G. Hartwig, H. Klein, J. Moritz, K. H. Schmidt,
W. Schmidt-Parzefall, D. Wegener

Institut für Experimentelle Kernphysik der Universität (TH)
und des Kernforschungszentrums Karlsruhe

J. Bleckwenn
Deutsches Elektronensynchrotron (DESY), Hamburg



GESELLSCHAFT FÜR KERNFORSCHUNG M. B. H.
KARLSRUHE

Als Manuskript vervielfältigt

Für diesen Bericht behalten wir uns alle Rechte vor

GESELLSCHAFT FÜR KERNFORSCHUNG M.B.H.
KARLSRUHE

KERNFORSCHUNGSZENTRUM KARLSRUHE

August 1971

KFK 1473

Quasielastic Electron - Deuteron Scattering
at Four Momentum Transfers in the Range

$$0.25 \left(\frac{\text{GeV}}{c}\right)^2 < q^2 < 0.85 \left(\frac{\text{GeV}}{c}\right)^2$$

S. Galster, G. Hartwig, H. Klein⁺, J. Moritz, K.H. Schmidt,
W. Schmidt-Parzefall⁺⁺, D. Wegener

and

J. Bleckwenn

Deutsches Elektronensynchrotron (DESY), Hamburg

GESELLSCHAFT FÜR KERNFORSCHUNG M. B. H. KARLSRUHE

Summary

In an e-d scattering experiment the process $e+d \rightarrow e+p+n$ has been studied. The scattered electrons and the recoil protons were detected with a coincidence apparatus. Within the experimental error of 6 % the measured cross sections $d^2\sigma/d\Omega dE_3$ are in good agreement with the predictions of the Durand theory. The measured angular distributions of the recoil protons agree with theoretical predictions of McGee. There is no evidence for final state interactions or meson currents. The square of the neutron formfactor G_{EN}^2 was evaluated.

Zusammenfassung

In einem e-d Streuexperiment wurde der Prozess $e+d \rightarrow e+p+n$ untersucht. Mit einer Koinzidenzapparatur wurden die gestreuten Elektronen und die Rückstoßprotonen nachgewiesen. Die gemessenen Wirkungsquerschnitte $d^2\sigma/d\Omega dE_3$ des Elektronenspektrums stimmen innerhalb der Fehlergrenze von 6 % mit der Theorie von Durand überein. Die Winkelverteilung der Rückstoßnukleonen wird durch die Theorie von McGee wiedergegeben. Einflüsse von Endzustandswechselwirkungen und Mesonenströmen wurden nicht nachgewiesen. Aus den gemessenen Wirkungsquerschnitten wurde das Quadrat des elektrischen Neutronformfaktors berechnet.

q^2 $(\frac{\text{GeV}}{c})^2$	G_{EN}^2	ΔG_{EN}^2
0.26	0.0046	± 0.016
0.34	0.0029	± 0.012
0.45	0.0069	± 0.011
0.81	0.0034	± 0.008

Introduction

In this report we present the results of a quasielastic electron-deuteron scattering experiment which was performed at DESY (Hamburg). A theory relating the cross section to the neutron formfactor was given by Durand III¹. It was the object of the coincidence experiment to test this theory by comparing the experimental and theoretical twofold and threefold cross sections and to give an upper limit for the contribution of meson currents and final state interactions. Moreover the electric neutron formfactor was determined.

II. Apparatus

Electrons with an energy of $E_1=2.5$ GeV and 2.7 GeV of the slowly ejected beam at DESY were focussed on a liquid deuterium target of 3 cm diameter (fig. 1).

Angle and momentum of the scattered electrons and the angular distribution of the recoil protons were measured in coincidence.

The electron spectrometer (fig. 1) consists of a bending magnet with a homogeneous field, four digitized wire spark chambers with core read-out² and a counter array which separates electrons from other particles.

The angular distribution of the recoil protons was measured with a scintillation-counter hodoscope. It consisted of 12 horizontal and 12 vertical scintillation counters which formed a hodoscope of 12 by 12 elements subtending a solid angle of $30^\circ \times 30^\circ$ around the direction of the virtual photon emitted in the scattering process. Pulse-height-analysis was performed in a third plane with four 5 cm thick quadratic counters.

A lead foil of 1 mm in front of the hodoscope absorbed the low energy electron- and γ -ray-background.

All experimental data were stored by a computer CDC 1700 on line³. (a detailed description of the apparatus was given in a preceding paper⁴).

Results

Data were taken at four different four momentum transfers $q^2=0.26(\frac{\text{GeV}}{c})^2$, $q^2=0.34(\frac{\text{GeV}}{c})^2$, $q^2=0.45(\frac{\text{GeV}}{c})^2$ and $q^2=0.81(\frac{\text{GeV}}{c})^2$. The measured twofold cross sections have been corrected for target empty rates, efficiency of the scintillation counters and spark chambers and dead time of the electronics. The contribution of the elastic electron-deuteron scattering was determined experimentally ⁵ and subtracted from the measured spectra. The measured coincidence cross sections have been corrected for the efficiency of the proton hodoscope, which was determined by elastic electron-proton scattering, and for the absorption by the lead foil and the scintillation counters. The contribution of recoil protons missing the hodoscope was calculated using the theory of McGee ⁶. In table I the corrections and errors are listed.

Electron spectra

The measured electron cross sections $d^2\sigma/d\Omega dE_3$, compiled in table II, were compared with the theoretical predictions of Durand III ¹. For this purpose the proton formfactors and the magnetic neutron formfactor were calculated using a four pole fit ⁷ and the scaling law. A Hulthén wave function ⁸ was used with a 4 % D state probability.

The radiative corrections were computed using the formulae given by Mo and Tsai ⁹. The corrected theoretical curves were folded with a Gaussian distribution taking into account the finite energy resolution of the spectrometer ¹⁰. In figs. 2 - 5 the results of this calculation and the measured electron spectra are shown.

The theoretical and the experimental cross sections are in good agreement especially at the high energy tail of the spectra. One gets a $\chi_F^2 \sim 1$. Small deviations for low energies arise from inelastic contributions.

Angular distribution of recoil protons

A more sensitive experimental test of the electrodisintegration of the deuteron can be made by comparing the theoretical and experimental angular distributions of the recoil protons. The influence of radiative corrections was taken into account using formulae of Mo and Tsai⁹. Taking all 144 elements of the hodoscope, the average value of χ^2_{P} is approximately 1 in the whole kinematical region covered by this experiment. The systematical errors are 1.5 %, the statistical errors vary from 2.5 % in the maximum to 25 % at the outer regions.

Fig. 6 shows the experimental counting rate plotted for 12 hodoscope elements in a one dimensional cut parallel to the scattering plane. The statistical error bars and the horizontal width of the hodoscope elements are given. Fig. 7 shows a similar cut perpendicular to the scattering plane. In figs. 6 and 7 the solid curves are the calculated theoretical counting rates.

As there exist no discrepancies between theoretical and experimental data (electron spectra and distributions of the recoil protons) we conclude that the theories of Durand and McGee describe the quasielastic e-d-scattering process very well in the covered kinematical region. Moreover, the influence of meson currents and final state interactions can be excluded as well as a deuteron pole term contribution within the experimental error of about 6 %.

3. Electric neutron formfactor

The values of the electric neutron formfactor were calculated using the formula ¹

$$R = \frac{\left. \frac{d^2\sigma}{d\Omega_3 dE_3} \right|_N}{\left. \frac{d^2\sigma}{d\Omega_3 dE_3} \right|_P} \approx \frac{\frac{G_{EN}^2 + \tau G_{MN}^2}{1 + \tau} + 2 \tau G_{MN}^2 \operatorname{tg}^2 (\theta_e/2)}{\frac{G_{EP}^2 + \tau G_{MP}^2}{1 + \tau} + 2 \tau G_{MP}^2 \operatorname{tg}^2 (\theta_e/2)}$$

G_{EP} , G_{MP} , G_{EN} , G_{MN} are the electric and magnetic formfactors of proton and neutron,

$$\tau = \frac{q^2}{4m^2} ; \quad m = \text{nucleon mass.}$$

The ratio R was determined using the total differential cross section of quasielastic electron-deuteron scattering and the differential cross section for quasielastic electron-proton scattering.

For these calculations only events were taken, when the energy of the scattered electrons was within the range of ± 25 MeV near the peak energy.

The coincidence rate has a systematical error of about $\pm 2\%$, the error of the electron rate is negligible in the determination of the ratio R. G_{EP} , G_{MP} and G_{MN} were computed using the four pole fit formula ⁷ and the scaling law. The results of this experiment for the ratio R and the electric neutron formfactor G_{EN} are listed in table III and shown in figure 8.

The values of G_{EN} differ from zero but are consistent with zero within the errors. These results are in agreement with our elastic e-d data ⁵ and with measurements of Albrecht et al. ¹¹ and Bartel et al. ¹².

Acknowledgements

We wish to thank Professors H. Schopper, A. Citron, W. Jentschke, M.W. Teucher, G. Weber as well as Dr. H.O. Wüster for their constant interest in this experiment. We also wish to thank Dr. D. Degèle, Mr. G. Kessler and Mr. W. Kumpfert together with their groups and Mr. D. Rogner, who supported the set-up of the experiment at the external beam at the Deutsches Elektronensynchrotron Hamburg (DESY).

The excellent assistance of Ing. H. Sindt and P. Adler in constructing, testing and carrying out the experiment is gratefully acknowledged.

This work was supported by the Bundesministerium für Bildung und Wissenschaft.

References

- + now at Bundesministerium für Bildung und Wissenschaft, Bonn
++ now at CERN, Geneva
1. L. Durand III Phys. Rev. 115, 1020 (1959).
L. Durand III Phys. Rev. 123, 1393 (1961).
 2. S. Galster, G. Hartwig, H. Klein, J. Moritz, K.H. Schmidt,
W. Schmidt-Parzefall, H. Schopper, D. Wegener
Nucl. Instr. Meth. 76, 337 (1969)
 3. S. Galster, G. Hartwig, H. Klein, J. Moritz, K.H. Schmidt,
W. Schmidt-Parzefall, D. Wegener, J. Bleckwenn
Kernforschungszentrum Karlsruhe KFK 963
 4. S. Galster, G. Hartwig, H. Klein, J. Moritz, K.H. Schmidt,
W. Schmidt-Parzefall, D. Wegener, J. Bleckwenn
DESY report 71/44
 5. S. Galster, H. Klein, J. Moritz, K.H. Schmidt, D. Wegener,
J. Bleckwenn
DESY report 71/7
 6. I.J. McGee
Phys. Rev. 161, 1640 (1967).
 7. Ch. Berger, V. Burkert, G. Knop, B. Langenbeck and K. Rith
Physikalisches Institut, University of Bonn,
Preprint 1 - 075, July 1969
 8. L. Hulthén and M. Sugawara,
in Handbuch der Physik edited by S. Flügge (Springer-Verlag,
Berlin, 1957) Vol. 39, p. 1 ff
 9. L.W. Mo and Y.S. Tsai
Rev. Mod. Phys. 41, 205 (1969)
 10. H. Klein, thesis, Karlsruhe 1970
Kernforschungszentrum Karlsruhe 3/70 - 11

11. W. Albrecht, H.-J. Beherend, H. Dorner, W. Flauger and H. Hultschig,
Phys. Letters 26B, 642 (1968)
12. W. Bartel, F.-W. Büber, W.-R. Dix, R. Felst, D. Harms, H. Krehbiel, P.E. Kuhlmann, W. Schmidt, V. Walther and G. Weber,
Phys. Letters 30B, 285 (1969)

Table I

Corrections and errors of the cross sections

	Correction	Error
target		0.5 %
intensity of primary beam		1.0 %
electron scattering angle		0.2 %
solid angle		1.0 %
primary energy		1.0 %
shower counter efficiency	0.5 %	0.1 %
spark chamber efficiency	1 %	0.5 %
protons missing the hodoscope	1%-6%	

Table IIa

Cross sections of quasielastic electron-deuteron scattering

$$E_1 = 2.7 \text{ GeV}$$

$$\theta_e = 21^\circ$$

E_3 GeV	$\frac{d^2\sigma}{d\Omega_3 dE_3}$	$\left \frac{\mu\text{b}}{\text{sterad GeV}} \right $	$\Delta\sigma$ $\left \frac{\mu\text{b}}{\text{sterad GeV}} \right $
2.199	0.226		± 0.007
2.204	0.269		± 0.007
2.209	0.286		± 0.007
2.214	0.334		± 0.008
2.219	0.336		± 0.008
2.224	0.379		± 0.009
2.229	0.404		± 0.009
2.234	0.458		± 0.009
2.239	0.495		± 0.010
2.244	0.508		± 0.010
2.249	0.564		± 0.010
2.254	0.554		± 0.010
2.259	0.592		± 0.011
2.264	0.571		± 0.010
2.269	0.551		± 0.010
2.274	0.544		± 0.010
2.279	0.514		± 0.010
2.284	0.485		± 0.010
2.289	0.417		± 0.009
2.294	0.379		± 0.009
2.299	0.317		± 0.008
2.304	0.288		± 0.007
2.309	0.224		± 0.007
2.314	0.226		± 0.007

Table IIb

Cross sections of quasielastic electron-deuteron scattering

$$E_1 = 2.7 \text{ GeV}$$

$$\theta_e = 15^\circ$$

E_3 GeV	$\frac{d^2\sigma}{d\Omega_3 dE_3}$ $\frac{\mu\text{b}}{\text{sterad GeV}}$	$\Delta\sigma$ $\frac{\mu\text{b}}{\text{sterad GeV}}$
2.397	2.05	± 0.05
2.402	2.26	± 0.05
2.407	2.58	± 0.05
2.412	2.89	± 0.06
2.417	3.19	± 0.06
2.422	3.70	± 0.07
2.427	4.08	± 0.07
2.432	4.58	± 0.07
2.437	4.94	± 0.08
2.442	5.01	± 0.08
2.447	5.94	± 0.08
2.452	6.14	± 0.08
2.457	6.00	± 0.08
2.462	5.39	± 0.08
2.467	5.32	± 0.08
2.472	4.86	± 0.07
2.477	4.25	± 0.07
2.482	3.54	± 0.06
2.487	3.06	± 0.06
2.492	2.25	± 0.05
2.497	2.07	± 0.05
2.502	1.74	± 0.04
2.507	1.34	± 0.04
2.512	1.07	± 0.03

Table IIc

Cross sections of quasielastic electron-deuteron scattering

$$E_1 = 2.5 \text{ GeV}$$

$$\theta_e = 14^\circ$$

E_3 GeV	$\frac{d^2\sigma}{d\Omega_3 dE_3}$ $\frac{\mu\text{b}}{\text{sterad GeV}}$	$\Delta\sigma$ $\frac{\mu\text{b}}{\text{sterad GeV}}$
2.245	3.40	±0.11
2.250	3.51	±0.11
2.255	4.05	±0.12
2.260	4.74	±0.13
2.265	4.72	±0.13
2.270	5.90	±0.14
2.275	6.27	±0.15
2.280	7.39	±0.16
2.285	8.81	±0.17
2.290	9.99	±0.19
2.295	11.17	±0.20
2.300	11.70	±0.20
2.305	13.40	±0.21
2.310	13.36	±0.21
2.315	13.31	±0.21
2.320	12.81	±0.21
2.325	12.92	±0.21
2.330	10.29	±0.19
2.335	8.96	±0.18
2.340	7.43	±0.16
2.345	5.94	±0.14
2.350	4.34	±0.12
2.355	3.51	±0.11
2.360	2.91	±0.10
2.365	2.39	±0.09
2.370	1.63	±0.07

Table IIId

Cross sections of quasielastic electron-deuteron scattering

$$E_1 = 2.5 \text{ GeV}$$

$$\theta_e = 12^\circ$$

E_3 GeV	$\frac{d^2\sigma}{d\Omega_3 dE_3}$ $\frac{\mu\text{b}}{\text{GeV sterad}}$	$\Delta\sigma$ $\frac{\mu\text{b}}{\text{GeV sterad}}$
2.294	7.56	± 0.35
2.299	8.17	± 0.37
2.304	10.23	± 0.41
2.309	10.80	± 0.42
2.314	11.70	± 0.44
2.319	12.99	± 0.46
2.324	18.09	± 0.55
2.329	18.47	± 0.55
2.334	22.33	± 0.61
2.339	26.40	± 0.66
2.344	29.55	± 0.70
2.349	31.88	± 0.73
2.354	34.19	± 0.75
2.359	34.86	± 0.76
2.364	34.86	± 0.76
2.369	31.37	± 0.72
2.374	26.67	± 0.66
2.379	21.20	± 0.59
2.384	16.86	± 0.53
2.389	13.92	± 0.48
2.394	9.52	± 0.40
2.399	7.74	± 0.36
2.404	5.84	± 0.31
2.409	4.40	± 0.27

Table III

Ratio R of quasielastic electron-neutron and electron-proton scattering and the elastic neutron form factor

$q^2 \left \left(\frac{\text{GeV}}{c} \right)^2 \right $	R	G_{EN}^2
0.26	0.18 ± 0.04	0.0046 ± 0.016
0.34	0.21 ± 0.03	0.0029 ± 0.012
0.45	0.24 ± 0.04	0.0069 ± 0.011
0.81	0.32 ± 0.05	0.0034 ± 0.008

Figure Captions

- Figure 1 Experimental set-up.
- 2-5 Measured energy-spectra of the scattered electrons. The solid lines are curves which were computed with formulae taken from references 1, 7, 8, 9.
- 6 Measured angular distribution of the recoil protons for 12 hodoscope elements in a one dimensional cut parallel to the scattering plane. The solid lines are curves which were computed with formulae from references 6 - 9.
- 7 Measured angular distributions for 12 hodoscope elements perpendicular to the scattering plane. See fig.6.
- 8 Electric neutron formfactor $G_{EN}(q^2)$.
- ▲ Albrecht et al. ¹¹,
 - ▼ W. Bartel et al. ¹²,
 - S. Galster et al. ⁵,
 - × this work.

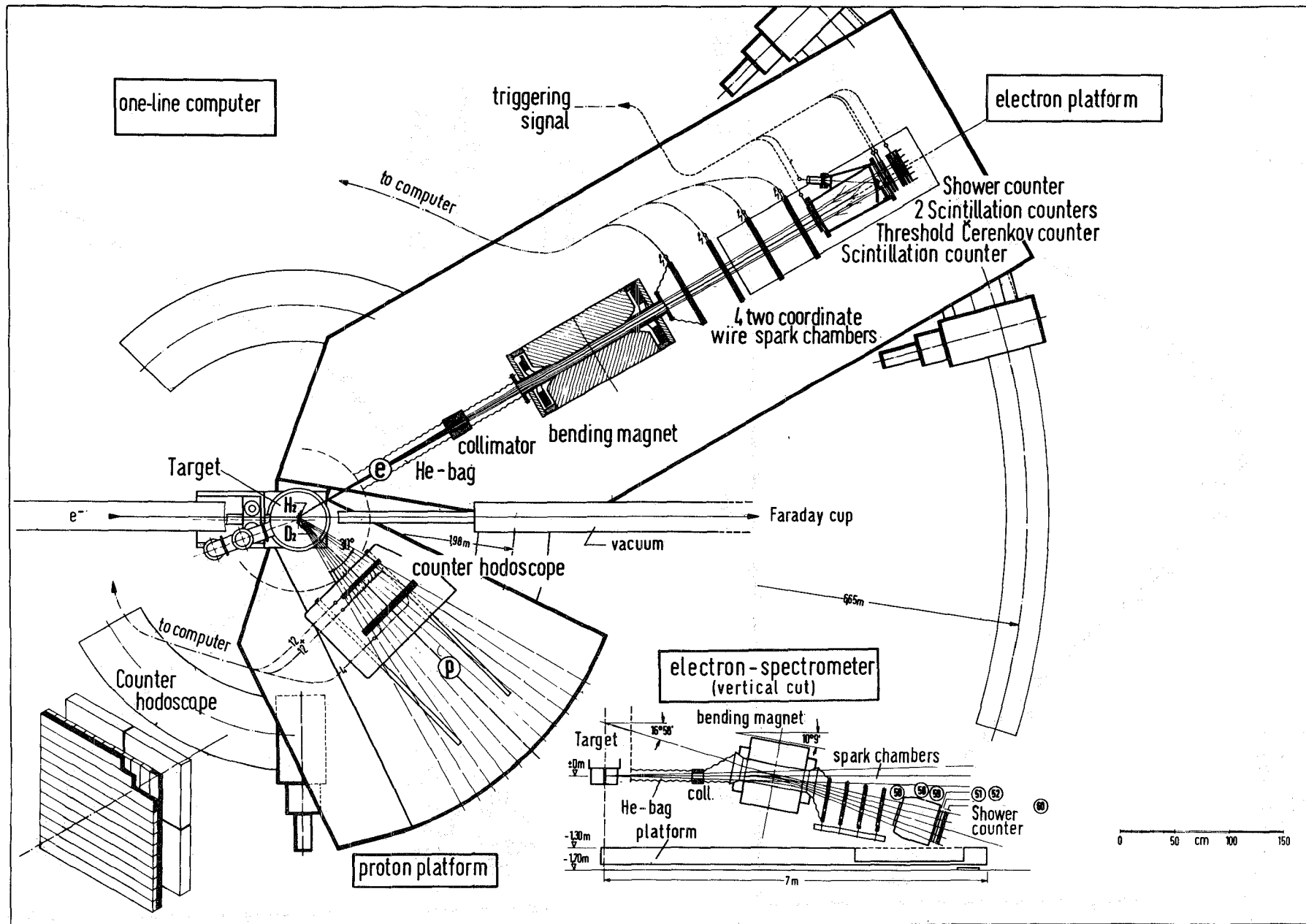


fig. 1

fig. 2

$E_1 = 2,7 \text{ GeV}$

$\theta_e = 21,0^\circ$

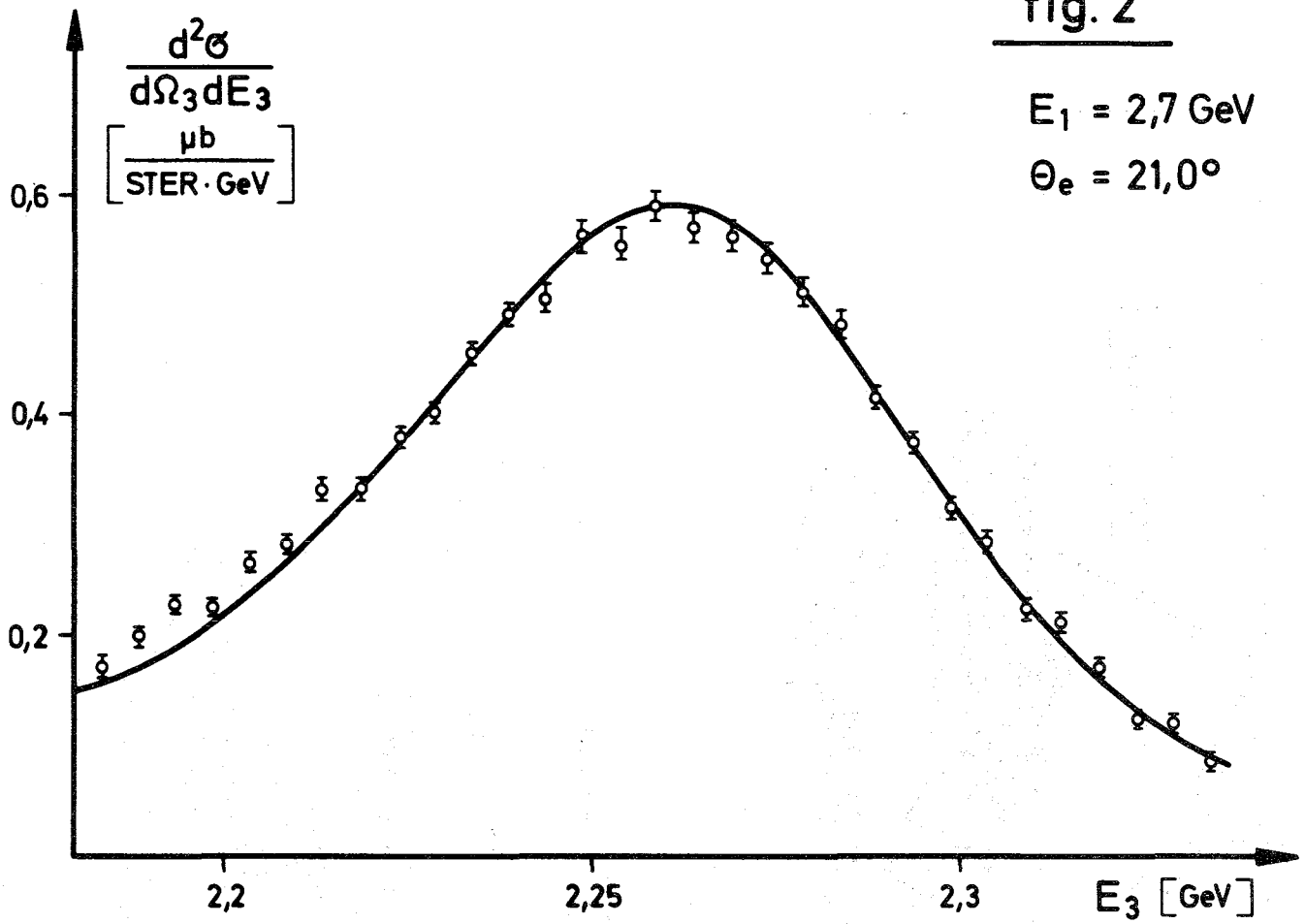
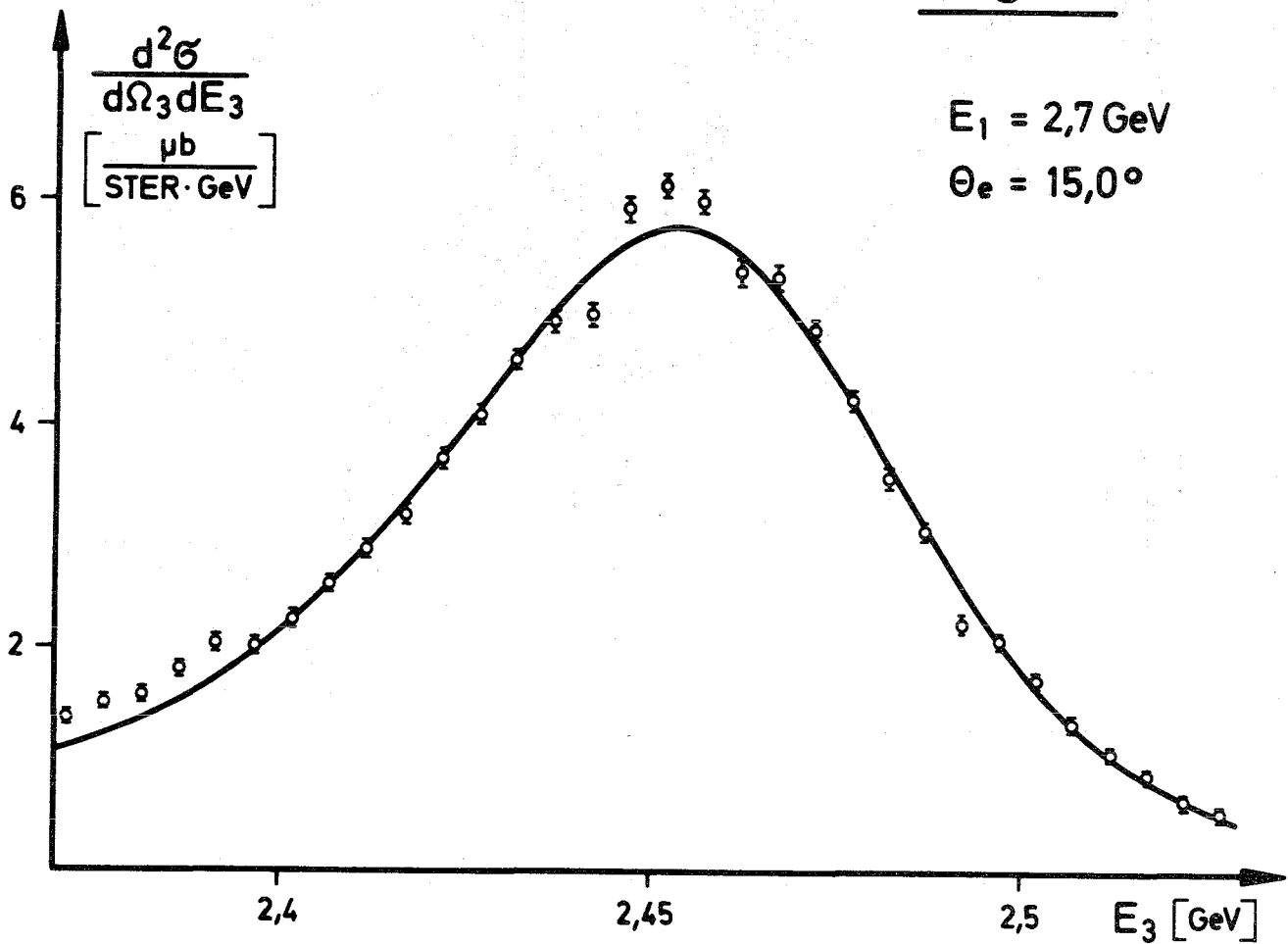


fig. 3

$E_1 = 2,7 \text{ GeV}$

$\theta_e = 15,0^\circ$



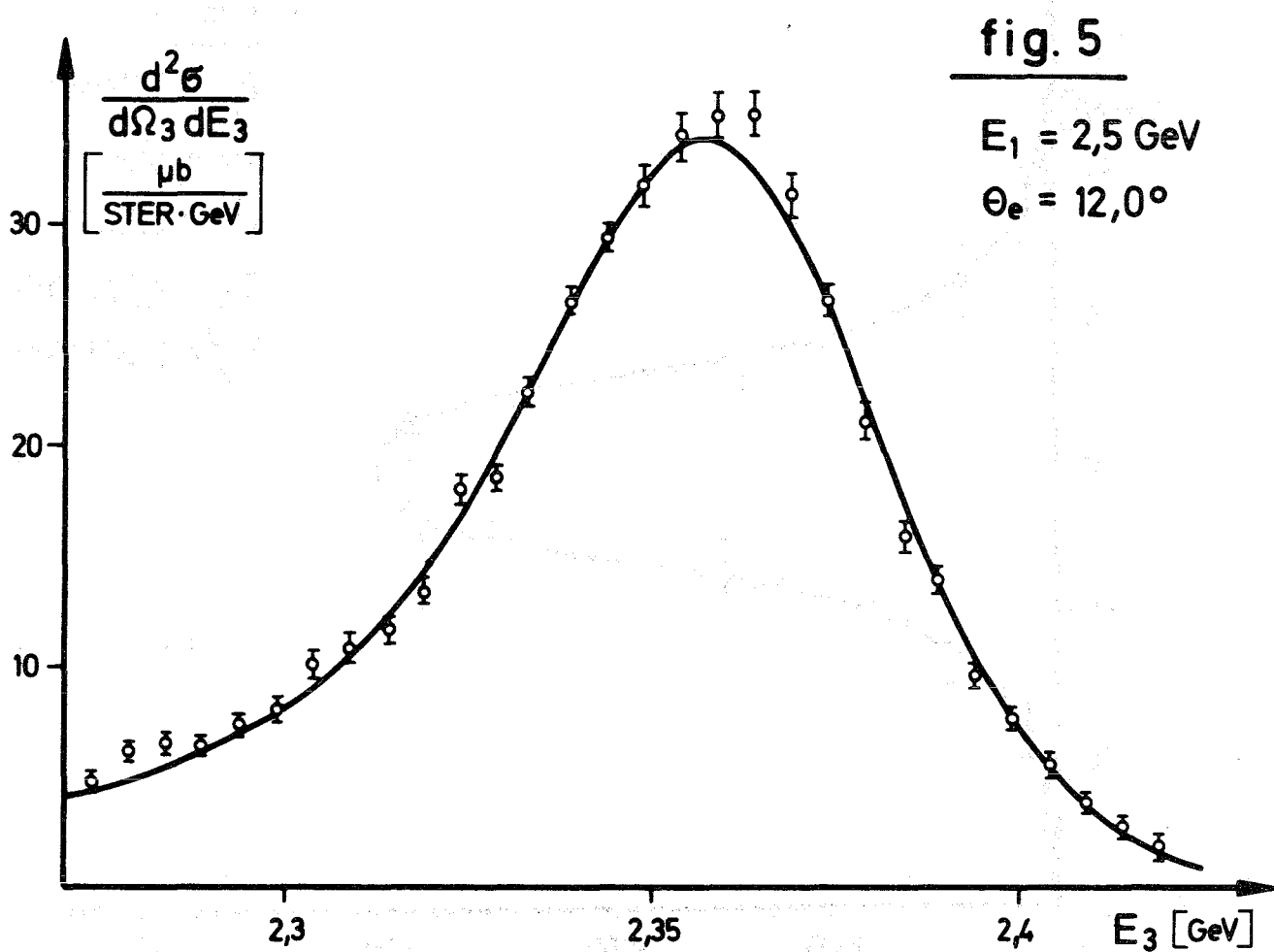
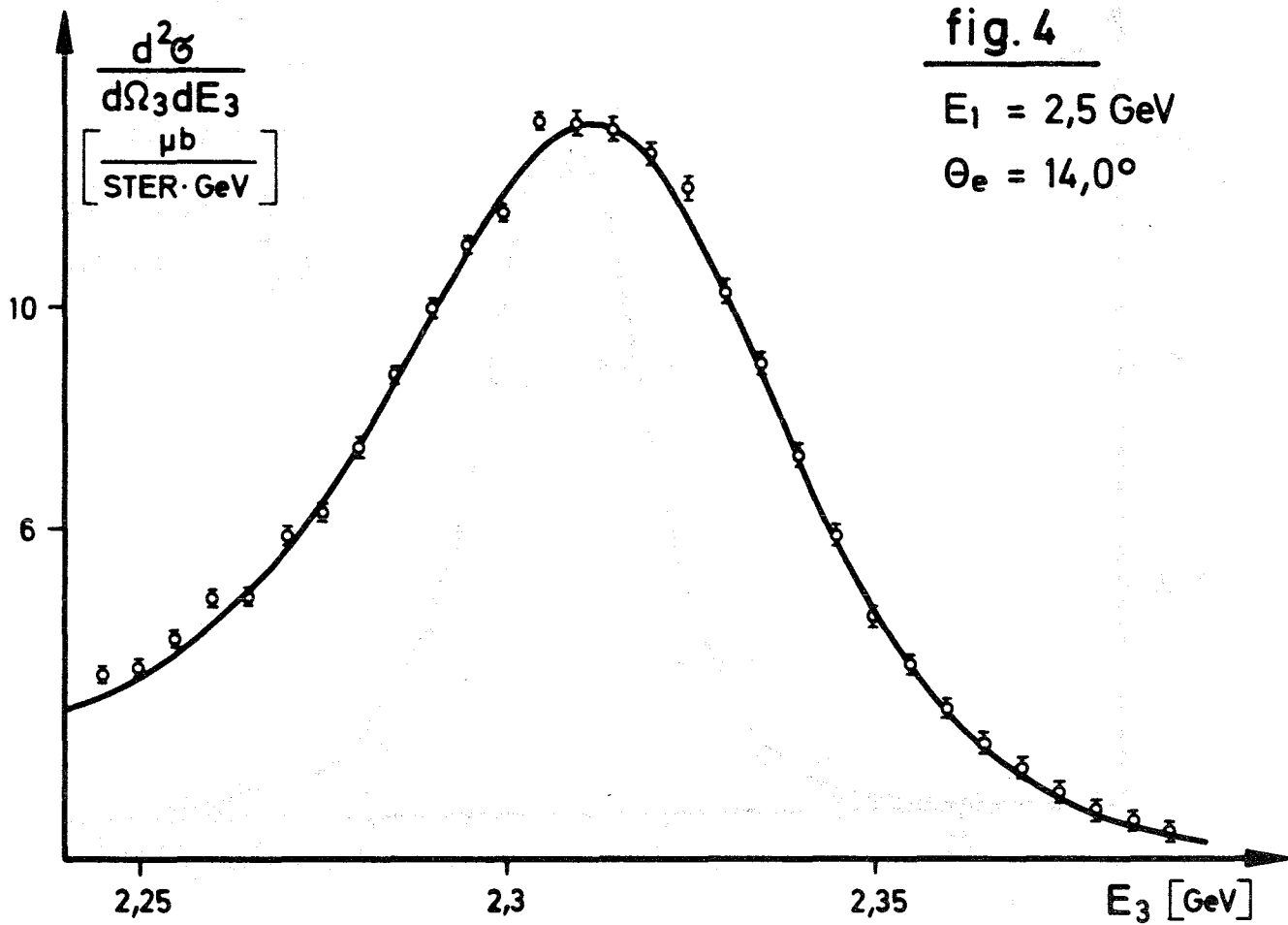
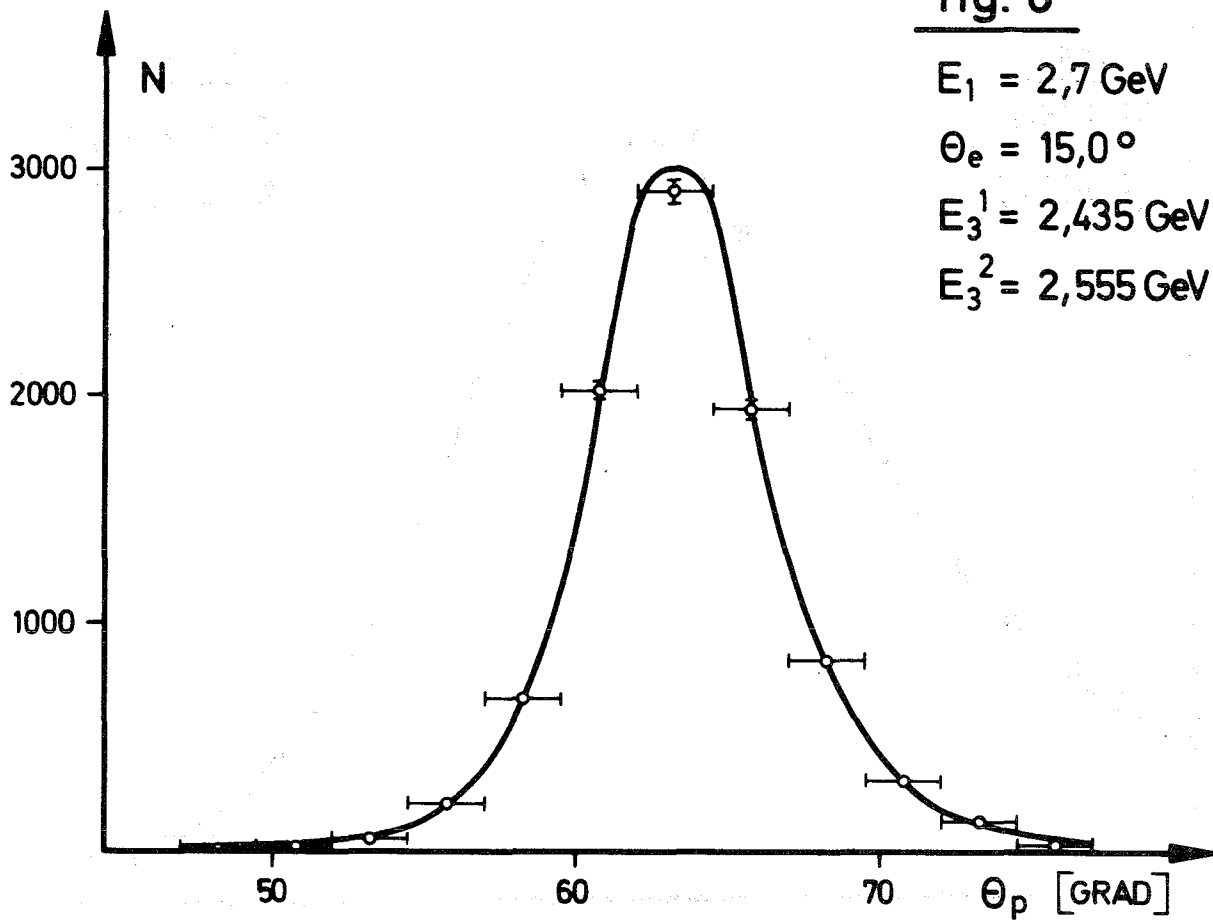


fig. 6



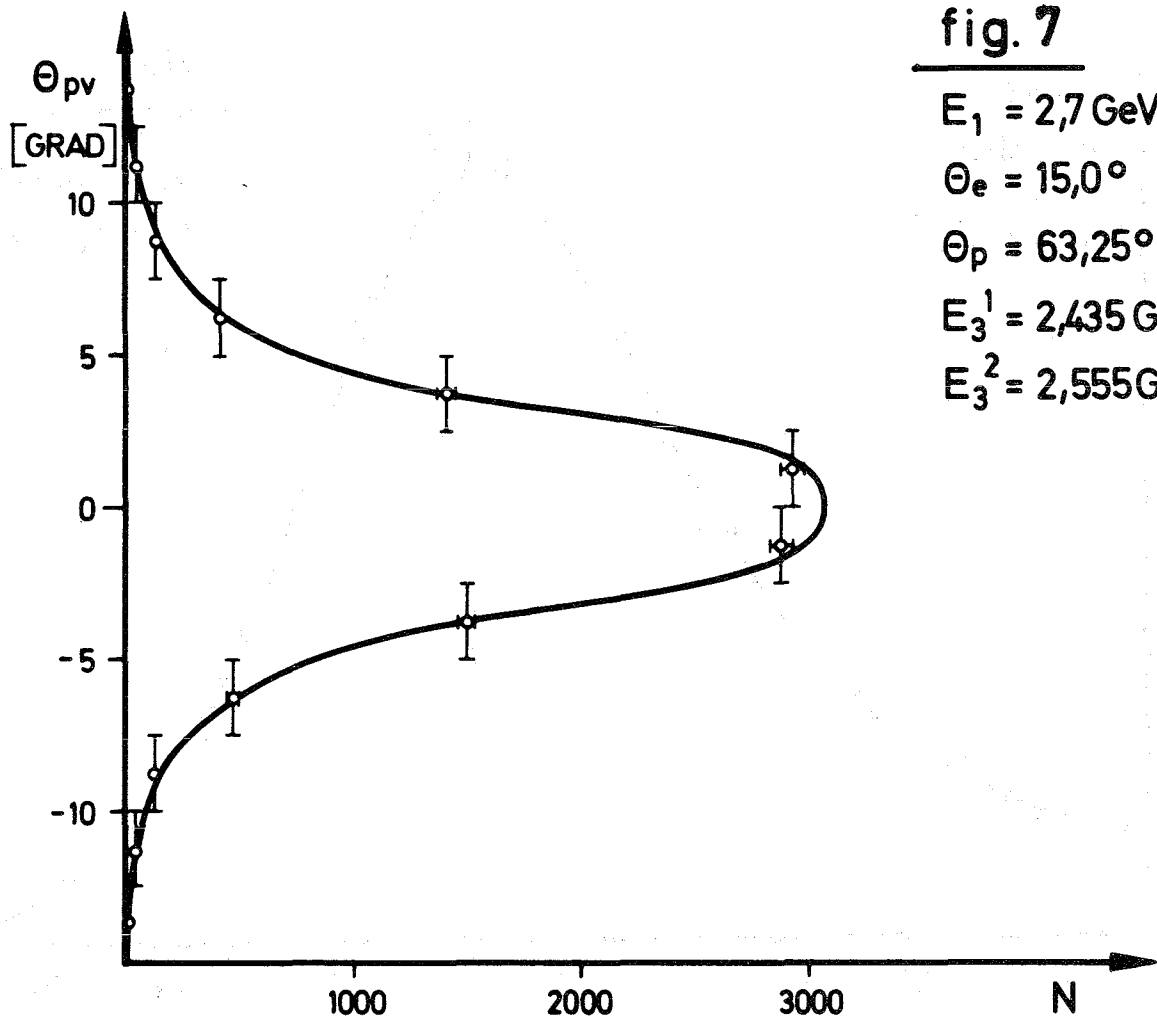
$E_1 = 2,7 \text{ GeV}$

$\theta_e = 15,0^\circ$

$E_3^1 = 2,435 \text{ GeV}$

$E_3^2 = 2,555 \text{ GeV}$

fig. 7



$E_1 = 2,7 \text{ GeV}$

$\theta_e = 15,0^\circ$

$\theta_p = 63,25^\circ$

$E_3^1 = 2,435 \text{ GeV}$

$E_3^2 = 2,555 \text{ GeV}$

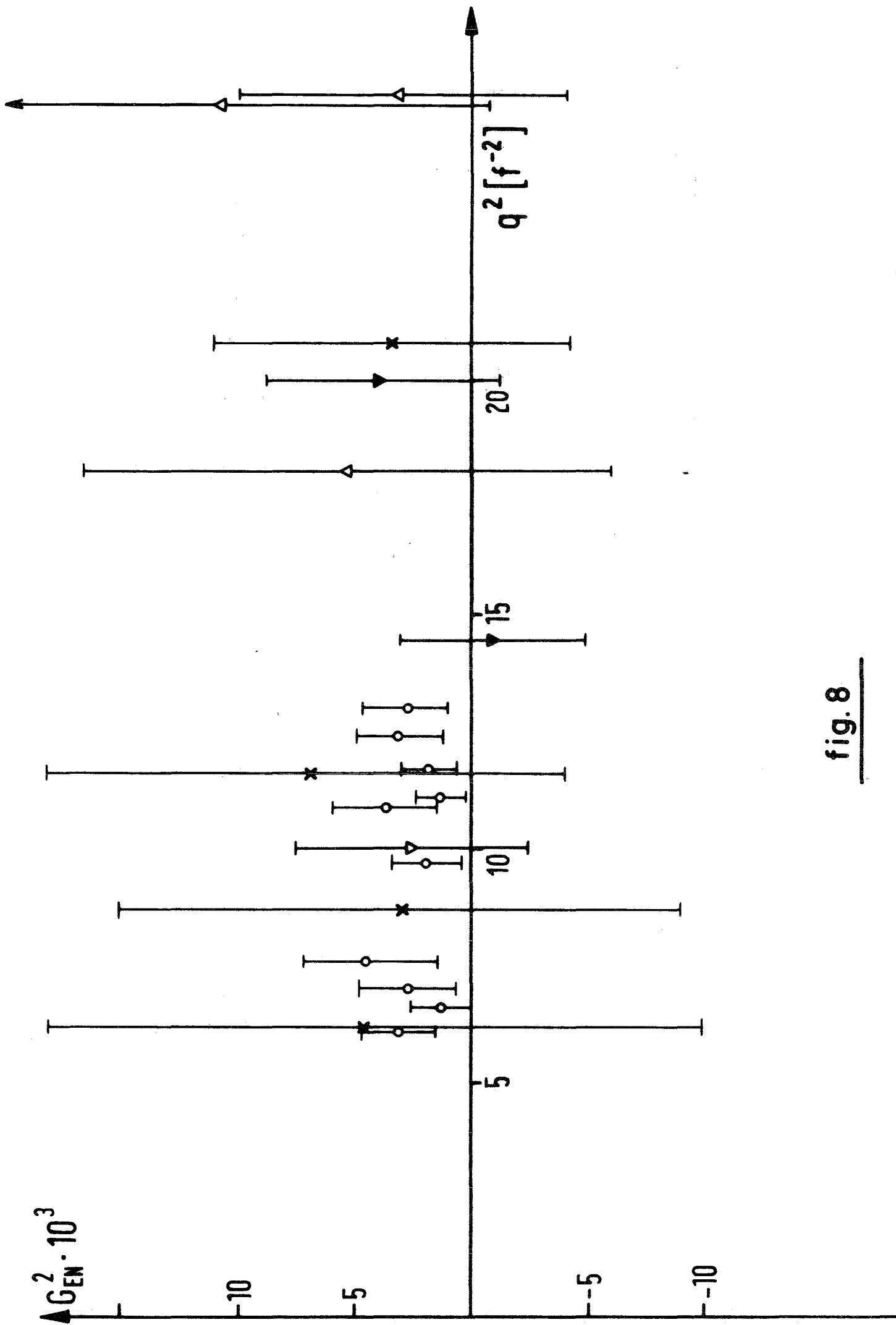


fig. 8

