

A simple new model for incoming solar radiation dependent only on relative humidity

M. Lindauer^{1,2}, H.P. Schmid¹, R. Grote¹, R. Steinbrecher¹, M. Mauder¹, B. Wolpert³

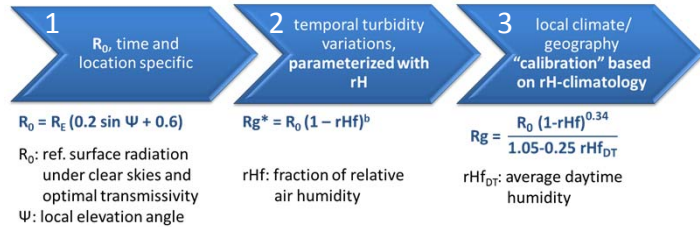
¹ Institute of Meteorology and Climate Research, Karlsruhe Institute of Technology (KIT/IMK-IFU), Garmisch-Partenkirchen, Germany
² present affiliation: Meteorological Observatory Hohenpeißenberg, German Weather Service (DWD), Hohenpeißenberg, Germany
³ present affiliation: UnaveraChemLab GmbH, Mittenwald, Germany

Background and Objective

Global incoming shortwave radiation (R_g) is the energy source for the majority of biogeochemical processes on Earth and therefore, one of the most important drivers for land surface models. Radiation measurements are not standard at most climate stations, and it is thus necessary to model or parameterize them based on whatever data available.

A simple but reliable model for global radiation was developed based on screen-level relative humidity

Schematic Overview



Model Development and Parameterization (step 2)

relation between transmissivity and rH (Figure 1)

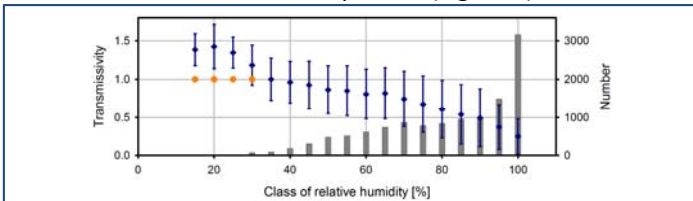


Figure 1: Effective local transmissivity ($R_{g,obs} R_0^{-1}$) against binned values of relative humidity (blue diamonds). Transmissivity was set to 1 (circles) where data availability was below 30%. Figure from Lindauer et al. (2014).



Model parameterization (see Figure 2) : Data of 2012 from 15 sites derived from U.S. Surface Climate Observing Reference Networks (high quality data covering a wide range of environmental conditions) [253, 2014a](#)
Model evaluation: data of several years from six independent sites. [yellow circles](#)

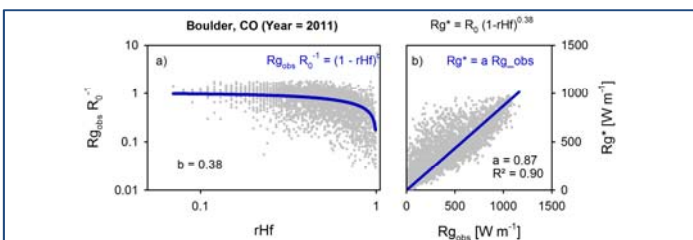
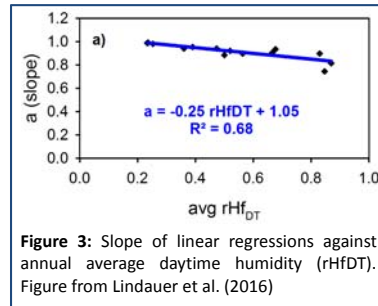


Figure 2: a) $R_{g,obs} R_0^{-1}$ against rHf at Boulder in 2011. The blue line shows the power-law regression with an estimated parameter of $b = 0.38$. b) modelled values of R_g^* (step 2) against observed R_g . The blue line is the linear regression. Figure from Lindauer et al. (2016)

Results

- No trend in the variation of parameter b could be detected Average of b for the 15 test sites was about **0.34**
- In contrast, the slope-parameter a shows a linear relation to the annual average daytime relative humidity rHf_{DT} (Figure 3).



→ R_g can be modelled using the average value of $b = 0.34$, and the site-specific climatology influence (step 3) :

$$R_g = \frac{R_0 (1 - rHf)^{0.34}}{1.05 - 0.25 rHf_{DT}}$$

Model Evaluation and Sensitivity test

We used data of several years from six independent sites

- Under certain conditions (e.g. surface advection, strong aerosol loading) the relation between transmissivity and relative humidity near the surface is likely uncoupled.
- The uncertainty of our radiation model is less at dry (continental) sites than in humid regions

Daily Values

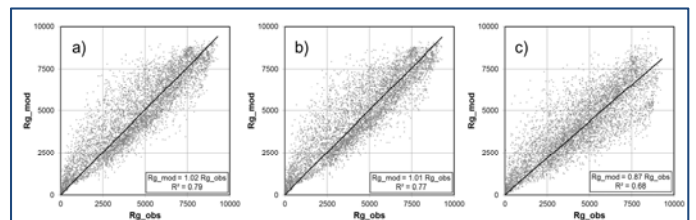


Figure 4: Estimated daily R_g values derived from hourly air humidity (a), daily air humidity (b), and minimum and maximum air temperature according to Hargreaves and Samani (1982) (c) - compared with daily aggregated observations (Units in $W m^{-2}$). Figure from Lindauer et al. (2016)

- Using daily temporal resolution of relative humidity values is superior to a conventional temperature based method.
- Using sub-daily values performs better than using daily time resolution (Figure 4)

Conclusion

A comparatively simple and general model has been developed that

- only depends on screen-level relative humidity
- is applicable to sub-daily as well as daily temporal resolution of relative humidity
- presents an efficient alternative to more labor- and data-intensive models

References:
 Lindauer, M., Schmid, H.P., Grote, R., Mauder, M., Steinbrecher, R., and Wolpert, B., 2014. Net ecosystem exchange over a non-cleared wind-thrived upland spruce forest - Measurements and simulations. *Agricultural and Forest Meteorology* 197(0), 219-234.
 Lindauer, M., Schmid, H.P., Grote, R., Steinbrecher, R., Mauder, M., and Wolpert, B., 2016. A simple new model for incoming solar radiation dependent only on screen-level relative humidity. *Journal of Applied Meteorology and Climatology*. In review.
 Hargreaves, G.H. and Samani, Z.A., 1982. Estimating potential evapotranspiration. *Journal of the Irrigation and Drainage Division* 108(3), 225-230

Acknowledgements:
 This research was supported, in part, by the Bavarian Ministry of the Environment and Public Health (UGV0680204000), the German Helmholtz Association with its research program Atmosphere and Climate (ATMO), and the KIT Graduate School for Climate and Environment – GRACE. The support by the administration of the Bavarian Forest National Park is very much appreciated.