



PUBLISHED FOR SISSA BY SPRINGER

RECEIVED: November 20, 2018

ACCEPTED: January 18, 2019

PUBLISHED: January 23, 2019

## Double Higgs boson production at NLO in the high-energy limit: complete analytic results

Joshua Davies,<sup>a</sup> Go Mishima,<sup>a,b</sup> Matthias Steinhauser<sup>a</sup> and David Wellmann<sup>a</sup>

<sup>a</sup>*Institut für Theoretische Teilchenphysik, Karlsruhe Institute of Technology (KIT),  
Wolfgang-Gaede Straße 1, 76128 Karlsruhe, Germany*

<sup>b</sup>*Institut für Kernphysik, Karlsruhe Institute of Technology (KIT),  
Hermann-von-Helmholtz-Platz 1, 76344 Eggenstein-Leopoldshafen, Germany*

*E-mail:* [joshua.davies@kit.edu](mailto:joshua.davies@kit.edu), [go.mishima@kit.edu](mailto:go.mishima@kit.edu),  
[matthias.steinhauser@kit.edu](mailto:matthias.steinhauser@kit.edu), [david.wellmann@kit.edu](mailto:david.wellmann@kit.edu)

**ABSTRACT:** We compute the NLO virtual corrections to the partonic cross section of  $gg \rightarrow HH$ , in the high energy limit. Finite Higgs boson mass effects are taken into account via an expansion which is shown to converge quickly. We obtain analytic results for the next-to-leading order form factors which can be used to compute the cross section. The method used for the calculation of the (non-planar) master integrals is described in detail and explicit results are presented.

**KEYWORDS:** NLO Computations, QCD Phenomenology

**ARXIV EPRINT:** [1811.05489](https://arxiv.org/abs/1811.05489)

---

**Contents**

<b>1</b>	<b>Introduction</b>	<b>1</b>
<b>2</b>	<b>Calculation and renormalization</b>	<b>4</b>
2.1	Non-planar master integrals	4
2.2	Ultraviolet and infrared divergences	7
2.3	Expansion in $m_H$	7
<b>3</b>	<b>Results</b>	<b>8</b>
3.1	Analytic results for the form factors	8
3.2	Numerical results for the form factors	11
3.2.1	One-loop form factors	11
3.2.2	Two-loop form factors	12
3.2.3	$\theta$ dependence of the form factors	14
<b>4</b>	<b>Conclusions</b>	<b>20</b>
<b>A</b>	<b>Non-planar master integrals at two loops</b>	<b>20</b>
<b>B</b>	<b>Non-planar master integral basis</b>	<b>22</b>

---

**1 Introduction**

Higgs boson pair production is a promising channel to investigate the self interaction of the Higgs boson. Although it is very challenging from the experimental point of view it is expected that after the high-luminosity upgrade of the LHC constraints on the Higgs boson tri-linear coupling will be able to be obtained. In order to determine whether or not the Higgs sector is Standard Model-like it is therefore important to have the higher order corrections to double Higgs boson production under control. A further building block towards this goal is considered in this paper by providing analytic results in the high-energy limit.

Higgs boson pairs are predominantly produced by the gluon-fusion channel and in the recent years a number of higher order corrections have been computed to  $gg \rightarrow HH$ , both for the total cross section and for differential distributions. We refrain from providing a detailed review but refer to ref. [1] where several recent results are combined and approximate next-to-next-to-leading order (NNLO) expressions are constructed.

From the technical side the main new ingredients from this paper are analytic results for the two-loop non-planar master integrals for  $gg \rightarrow HH$  which, in combination with the findings of ref. [2], allows one to obtain the next-to-leading order (NLO) amplitude for this

process in the high-energy limit. This complements the NLO results obtained from the large top quark-mass expansion [3–5], from the threshold expansion [6] and from an expansion for small Higgs transverse momentum [7]. Furthermore, it provides an important cross check and eventually an alternative approach to the exact result obtained in refs. [8–10] using a numerical approach. Recently it has been suggested to expand the  $gg \rightarrow HH$  amplitude only in the Higgs boson mass but keep the dependence on the kinematic invariants and the top quark mass [11]. This also leads to simpler expressions, however, one still has to solve integrals involving three scales.

To describe the amplitude  $g(q_1)g(q_2) \rightarrow H(q_3)H(q_4)$ , with all momenta  $q_i$  defined to be incoming, we introduce the Mandelstam variables as follows

$$\tilde{s} = (q_1 + q_2)^2, \quad \tilde{t} = (q_1 + q_3)^2, \quad \tilde{u} = (q_2 + q_3)^2, \quad (1.1)$$

with

$$q_1^2 = q_2^2 = 0, \quad q_3^2 = q_4^2 = m_H^2, \quad \tilde{s} + \tilde{t} + \tilde{u} = 2m_H^2. \quad (1.2)$$

As described in more detail in subsection 2.3 we perform an expansion in the Higgs boson mass. This means that we use the kinematics defined in eqs. (1.1) and (1.2) when evaluating the amplitude, but before evaluating the Feynman integrals we set  $m_H = 0$  and obtain the following variables which are relevant for the computation of the integrals<sup>1</sup>

$$s = 2q_1 \cdot q_2, \quad t = 2q_1 \cdot q_3, \quad u = 2q_2 \cdot q_3 = -s - t. \quad (1.3)$$

Thus the integrals will only depend on the variables  $s, t$  and  $m_t^2$ , and when computing them we further assume that  $m_t^2 \ll s, |t|$ . It is convenient to introduce the scattering angle  $\theta$  of the Higgs boson in the center-of-mass frame which leads to the following relation in terms of these variables,

$$t = -\frac{s}{2}(1 - \cos\theta). \quad (1.4)$$

Due to Lorentz and gauge invariance it is possible to define two scalar matrix elements  $\mathcal{M}_1$  and  $\mathcal{M}_2$  as

$$\mathcal{M}^{ab} = \varepsilon_{1,\mu}\varepsilon_{2,\nu}\mathcal{M}^{\mu\nu,ab} = \varepsilon_{1,\mu}\varepsilon_{2,\nu}\delta^{ab}(\mathcal{M}_1 A_1^{\mu\nu} + \mathcal{M}_2 A_2^{\mu\nu}), \quad (1.5)$$

where  $a$  and  $b$  are adjoint colour indices and the two Lorentz structures are given by

$$\begin{aligned} A_1^{\mu\nu} &= g^{\mu\nu} - \frac{1}{q_{12}} q_1^\nu q_2^\mu, \\ A_2^{\mu\nu} &= g^{\mu\nu} + \frac{1}{q_T^2 q_{12}} (q_{33} q_1^\nu q_2^\mu - 2q_{23} q_1^\nu q_3^\mu - 2q_{13} q_3^\nu q_2^\mu + 2q_{12} q_3^\mu q_3^\nu), \end{aligned} \quad (1.6)$$

with

$$q_{ij} = q_i \cdot q_j, \quad q_T^2 = \frac{2q_{13}q_{23}}{q_{12}} - q_{33}. \quad (1.7)$$

---

<sup>1</sup>In the limit  $m_H = 0$  we drop the tilde from the Mandelstam variables.

The Feynman diagrams involving the triple Higgs boson coupling only contribute to  $A_1^{\mu\nu}$  and, thus, it is convenient to decompose  $\mathcal{M}_1$  and  $\mathcal{M}_2$  into “triangle” and “box” form factors

$$\begin{aligned}\mathcal{M}_1 &= X_0 s \left( \frac{3m_H^2}{s - m_H^2} F_{\text{tri}} + F_{\text{box1}} \right), \\ \mathcal{M}_2 &= X_0 s F_{\text{box2}},\end{aligned}\tag{1.8}$$

with

$$X_0 = \frac{G_F}{\sqrt{2}} \frac{\alpha_s(\mu)}{2\pi} T,\tag{1.9}$$

where  $T = 1/2$  and  $\mu$  is the renormalization scale. We furthermore define the expansion in  $\alpha_s$  of the form factors as

$$F = F^{(0)} + \frac{\alpha_s(\mu)}{\pi} F^{(1)} + \dots,\tag{1.10}$$

and similarly for  $\mathcal{M}_i$ . Throughout this paper the strong coupling constant is defined with six active quark flavours. Note that the form factors are defined such that the one-loop colour factor  $T$  is contained in the prefactor  $X_0$ .

The main results of this paper can be summarized as follows:

- We compute all planar (see ref. [2]) and non-planar master integrals for  $gg \rightarrow HH$  in the limit  $m_t^2 \ll s, |t|$  and  $m_H = 0$ .
- We obtain analytic results for the NLO form factors which are used to parametrize the process  $gg \rightarrow HH$ . These results can be used to construct the partonic cross section in the high-energy limit.
- We perform an expansion in the Higgs boson mass which converges very quickly in the region in which our result is valid. Here the relevant expansion parameter is  $m_H^2/(2m_t)^2 \approx 0.13$ . In fact, at LO very good agreement with the exact result is obtained after including only the quadratic term.
- We provide input for the Padé method suggested in ref. [6] for the process  $gg \rightarrow HH$ .

The remainder of the paper is organized as follows: in section 2 we describe the method we used to compute the amplitude and master integrals and discuss the ultraviolet and infra-red structure of the amplitude. Additionally, we explain our approach to obtain an expansion of the amplitude in the Higgs boson mass. Afterwards, in section 3 we discuss our results for the form factors and present both analytic and numerical results. Our conclusions are presented in section 4. In appendix A we define our non-planar master integrals and provide graphical representations, and in appendix B we describe the basis change which facilitates the computation of the boundary conditions.

## 2 Calculation and renormalization

### 2.1 Non-planar master integrals

Details on the calculation of the NLO amplitude  $gg \rightarrow HH$  and in particular on the reduction to master integrals can be found in ref. [2]. An algorithm is provided which minimizes the number of families and yields 10 one-loop and 161 two-loop master integrals. At one-loop order all integrals are planar. At two-loop order we obtain 131 planar integrals, which are discussed in detail in [2], and 30 non-planar master integrals. The computation of the latter, which is based on differential equations, is described in the following. A detailed description of the computation of the boundary conditions can be found in ref. [12].

Graphical representations of the non-planar master integrals can be found in appendix A, see figure 10. Note that the 30 non-planar master integrals can be divided into two sets; 16 integrals for which actual calculation (i.e. solving the differential equations) is needed, and 14 integrals which can be obtained with the help of crossing relations. Among the 16 integrals there are 9 seven-line and 7 six-line master integrals (cf. figure 10). We have computed all 30 integrals directly, however, and use the crossing relations as a cross check.

The main idea to obtain the high-energy expansion is the same as for the planar integrals; for each integral we make an ansatz which reflects the expected functional form of the expansion. This ansatz is inserted into the differential equation obtained by differentiating the master integrals with respect to  $m_t$ . It is a new feature of the non-planar integrals that the ansatz requires both odd and even powers in  $m_t$  (see, e.g., ref. [13]) whereas for the planar integrals just even powers were sufficient. Note that due to the structure of the differential equations w.r.t.  $m_t$  the even- and odd-power ansatz terms decouple and can be treated independently.

For the computation of the planar master integrals in ref. [2] we followed two approaches. In the first we computed the boundary integrals in the limit  $m_t \rightarrow 0$  for a fixed values of  $s$  and  $t$  and used differential equations in  $t$  to reconstruct the  $t$ -dependence (still in the limit  $m_t \rightarrow 0$ ). The differential equations in  $m_t$  were then used to construct the expansion terms in the high-energy limit. In the second approach  $t$ -dependent boundary conditions were computed using asymptotic expansion and Mellin-Barnes techniques. For the non-planar master integrals we follow only this second approach, which can be used largely without modification. There are a few peculiarities, however, mainly connected to the presence of additional regions in the asymptotic expansion. This requires an extension of the method, which is described in detail in ref. [12]. We note that this method has many algorithmic elements, which are certainly more generally applicable beyond the computation of the amplitude described in this paper.

For the computation of the non-planar master integrals (at least for those with seven lines) it is crucial to choose a basis in which the master integrals do not contain  $\epsilon$  poles in their prefactor in the amplitude. This guarantees that only the constant ( $\epsilon^0$ ) terms of the master integrals are required, which contain objects with transcendental weight of at most four. We obtain such a basis by replacing dotted propagators, which are present in the original basis chosen by FIRE [14], with numerator scalar products.

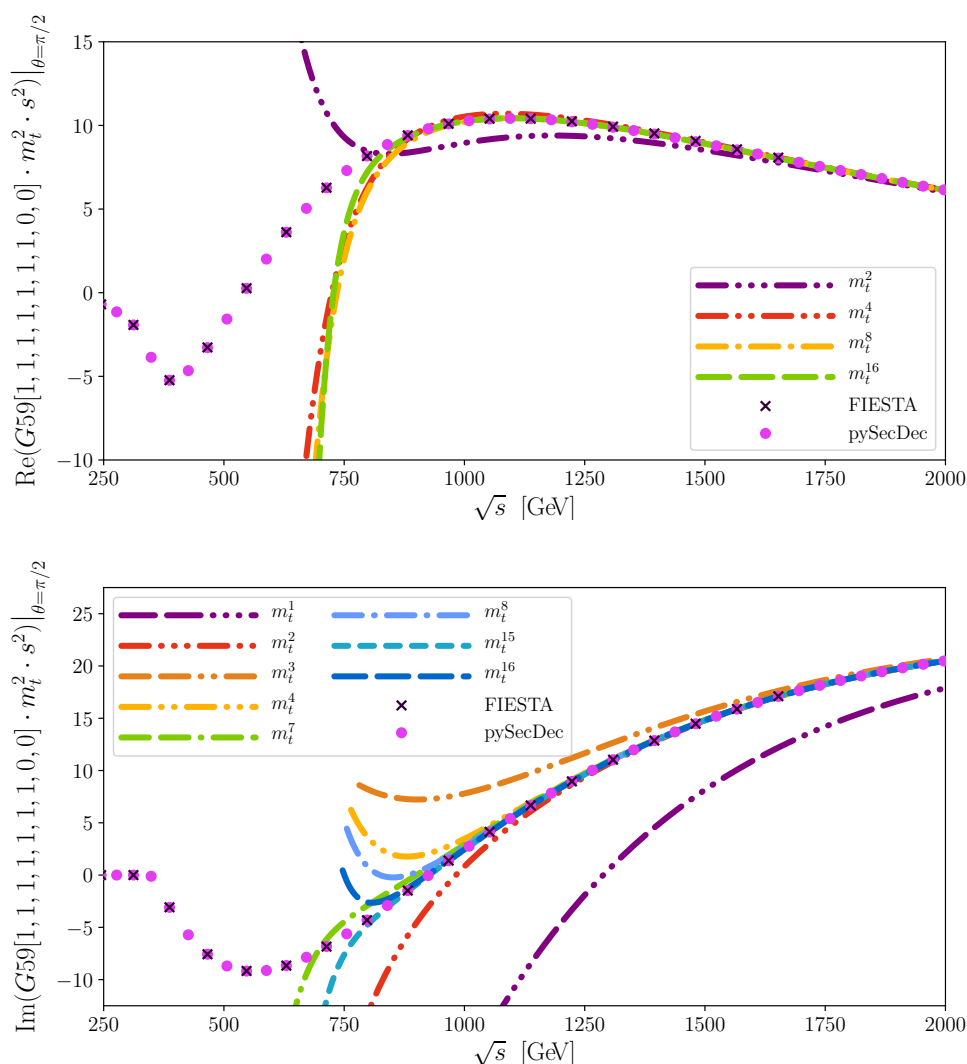
We find a basis which satisfies the criterion of finite prefactors by testing all combinations of  $G_j(1, 1, 1, 1, 1, 1, 1, 0, -1)$ ,  $G_j(1, 1, 1, 1, 1, 1, 1, -1, 0)$ ,  $G_j(1, 1, 1, 1, 1, 1, 1, -1, -1)$ ,  $G_j(1, 1, 1, 1, 1, 1, 1, 0, -2)$  and  $G_j(1, 1, 1, 1, 1, 1, 1, -2, 0)$ , see appendix B for more details. It turns out that there is only one such basis within the above candidates. Our choice of basis for the  $4 \times 4$  and  $5 \times 5$  coupled blocks are given in appendix A.

An important cross check of our results is provided by the explicit expressions from ref. [13] where NLO corrections to Higgs plus jet were considered in the high-energy limit. Unfortunately, it is not possible to simply take over the results from [13] since our amplitude has single poles in  $\epsilon$  in the master integral coefficients if we use their integral basis. This means that we would require  $\mathcal{O}(\epsilon)$  terms of these master integrals, which are not known. We nonetheless compare our results to those of [13], to the  $\epsilon$  orders possible, and they agree. Note that the results of [13] are given in terms of kinematics where  $t > 0, s < 0, u < 0$ , so require analytic continuation to our physical kinematics. We have also successfully compared our “triangle” master integrals to ref. [15]. All of our non-planar results could additionally be cross checked numerically using both FIESTA [16] and pySecDec [17]. Analytic results for the master integrals can be found in the ancillary file to this paper [18].

In order to illustrate the structure of our results we present the explicit expression for the pole part of  $G_{51}(1, 1, 1, 1, 1, 1, 1, 0, -2)$  (see appendix A for the definition of this integral) in the limit  $m_t \rightarrow 0$ . We include the first and second terms of the small- $m_t$  expansion, and set  $s = 1$ . The  $s$  dependence can easily be restored by making the replacements  $t \rightarrow t/s$ ,  $m_t \rightarrow m_t/\sqrt{s}$  and multiplying by an overall factor of  $(-\mu^2/s)^{2\epsilon}/s$  to fix the mass dimension of the integral. Our result reads

$$\begin{aligned}
 G_{51}(1, 1, 1, 1, 1, 1, 1, 0, -2) = & \\
 & \frac{1}{\epsilon} \left\{ -\frac{1}{m_t} \frac{2i\pi^3 \sqrt{-t}}{t\sqrt{1+t}} + \frac{32i\pi - i\pi^3 t(1-t) - 4t(2+t)\zeta_3}{2t(1+t)} + \left( \frac{8(i\pi(1+t) - 2t)}{t(1+t)} \right. \right. \\
 & + \frac{8 - i\pi(4+6t+t^2)}{t(1+t)} H_0(1+t) + \frac{4+2t+t^2}{2t(1+t)} [H_0(1+t)]^2 - \frac{2(2+t)^2}{t(1+t)} H_2(-t) \Big) H_0(-t) \\
 & + \frac{48(1+t) - \pi^2(6+t) - 24i\pi t}{3t(1+t)} H_0(1+t) + \frac{i\pi(-2+t)}{2(1+t)} [H_0(1+t)]^2 \\
 & + \left( \frac{i\pi(2+t)^2}{2t(1+t)} - \frac{(2+t)^2}{2t(1+t)} H_0(1+t) \right) [H_0(-t)]^2 - \frac{2i\pi(2+3t)}{t(1+t)} H_2(-t) \\
 & - \frac{t}{6(1+t)} [H_0(-t)]^3 - \frac{(2+t)^2}{6t(1+t)} [H_0(1+t)]^3 - \frac{2(2+t+t^2)}{t(1+t)} H_{2,1}(-t) + \frac{2(2+t)^2}{t(1+t)} H_3(-t) \\
 & + \left[ \frac{t}{1+t} [H_0(1+t)]^2 + \left( \frac{16}{1+t} - 2i\pi \frac{(2+t)^2}{t(1+t)} - \frac{2(2+t)^2}{t(1+t)} H_0(1+t) \right) H_0(-t) \right] \log(m_t) \\
 & + \left[ 2i\pi \frac{4+5t}{t(1+t)} - \frac{2t}{1+t} H_0(-t) + \frac{2(4+4t-t^2)}{t(1+t)} H_0(1+t) \right] \log^2(m_t) \\
 & + \left. \left[ \frac{4(1+2t)}{3(1+t)} \right] \log^3(m_t) + \mathcal{O}(m_t) \right\} + \mathcal{O}(\epsilon^0), \tag{2.1}
 \end{aligned}$$

where  $H_{\bar{a}}(x)$  denote Harmonic Polylogarithms as defined in [19]. Note that here one observes that the leading term is proportional to  $1/m_t$ ; as explained above, these odd



**Figure 1.** Real and imaginary part of the  $\epsilon^0$  term of the master integral  $G_{59}(1, 1, 1, 1, 1, 1, 0, 0)$ . For clarity we rescale by  $m_t^2 s^2$ .

powers of  $m_t$  are particular to the non-planar master integrals and do not appear in the planar results of ref. [2].

For illustration we show in figure 1 the real and imaginary part of the  $\epsilon^0$  term of  $G_{59}(1, 1, 1, 1, 1, 1, 0, 0)$  as a function of  $\sqrt{s}$  for  $\theta = \pi/2$ . We include successively higher orders in the  $m_t$  expansion, which improves the agreement with the exact result shown as dots (pySecDec) and crosses (FIESTA). We want to stress that the odd  $m_t$  terms are numerically significant and are needed to reach the agreement. It is, furthermore, interesting to mention that after including an odd expansion term the agreement gets worse and improves only after adding also the next even  $m_t$  term. Thus, if the combination of the  $m_t^{2n-1}$  and  $m_t^{2n}$  terms are considered a steady improvement is observed. We have obtained similar plots for all 30 non-planar master integrals.

## 2.2 Ultraviolet and infrared divergences

The bare two-loop expressions for the form factors are both ultraviolet and infrared divergent. We take care of the ultraviolet poles by renormalizing the top quark mass in the on-shell scheme and the strong coupling constant in the  $\overline{\text{MS}}$  scheme using standard one-loop counterterms. Since we consider the high-energy region we renormalize  $\alpha_s$  with six active quark flavours.

Note that after top quark-mass renormalization the  $C_F$  colour factor of the two-loop form factors are finite. However, there are still infrared divergences in the  $C_A$  colour factor. We have checked that they agree with the poles predicted in ref. [20]. We thus construct the (infrared finite) soft-virtual corrections as

$$F^{(1)} = F^{(1),\text{IR}} - K_g^{(1)} F^{(0)} \tag{2.2}$$

where  $F^{(1),\text{IR}}$  is one of the ultraviolet-renormalized, but still infrared divergent, form factors introduced in eq. (1.8).  $K_g^{(1)}$  can be found in ref. [20]. For the normalization introduced in eq. (1.10) it is given by

$$K_g^{(1)} = - \left( \frac{\mu^2}{-s - i\delta} \right)^\epsilon \frac{e^{\epsilon\gamma_E}}{2\Gamma(1-\epsilon)} \left[ \frac{C_A}{\epsilon^2} + \frac{1}{\epsilon} \left( \frac{11}{6} C_A - \frac{1}{3} n_f \right) \right], \tag{2.3}$$

where  $\gamma_E$  is Euler's constant. Note that since infrared and ultraviolet divergences are regulated with the same parameter  $\epsilon$  and since scaleless integrals are set to zero, the poles in the terms proportional to  $n_f$  from eq. (2.3) cancel against the counterterm contribution induced by the  $\alpha_s$  renormalization. However, finite terms proportional to  $\log(\mu^2/(-s - i\delta))$  and the LO result remain. We thus cast  $F^{(1)}$  in the form

$$F^{(1)} = F^{(1),C_F} + F^{(1),C_A} + \beta_0 \log \left( \frac{\mu^2}{-s - i\delta} \right) F^{(0)}, \tag{2.4}$$

with  $\beta_0 = 11C_A/12 - Tn_f/3$ . Only  $F^{(1),C_F}$  and  $F^{(1),C_A}$  contain new information and thus only these will be discussed in the following. Note that  $F^{(1),C_F}$  and  $F^{(1),C_A}$  are independent of  $\mu$ .

## 2.3 Expansion in $m_H$

In ref. [2] the calculation has been performed for a massless Higgs boson which constitutes a good approximation since the relevant expansion parameter  $m_H^2/(2m_t)^2 \approx 0.13$  is sufficiently small. In the present calculation we incorporate finite Higgs mass effects via an expansion in  $m_H^2/m_t^2$ . For our process the dependence on the Higgs boson mass is analytic, i.e., there are no  $\log(m_H)$  terms in the limit  $m_H \rightarrow 0$  since the Higgs boson couples only to the massive top quark. It is thus possible to perform a simple Taylor expansion (in contrast to a more involved asymptotic expansion) which we have implemented as follows:

- We generate the amplitude using the kinematics for a finite Higgs boson mass as given in eq. (1.2). In particular, we use  $m_H \neq 0$  in the projectors onto the individual tensor structures and express the amplitude as a linear combination of scalar integrals, which depend on  $\tilde{s}, \tilde{t}, m_t$  and  $m_H$ .



- Next, the pre-factors of the scalar integrals are expanded about  $m_H^2 = 0$ . Expressions for the Taylor expansion of the scalar integrals themselves are constructed using LiteRed's [21, 22] derivative function `Dinv`.
- At this point the amplitude is expressed as a linear combination of scalar integrals which only depend on  $s, t$  and  $m_t$ ;  $m_H$  only appears in their prefactors. All scalar integrals can be mapped to one of the families defined in ref. [2]. We can thus use the same procedure to obtain the reduction tables with the help of FIRE 5.2 [14] and FIRE 5.7.<sup>2</sup> Note, however, that the number of scalar integrals is significantly increased; at two-loop order one has about 25,000 scalar integrals to reduce to master integrals, for the  $m_H^0$  contribution. A further 70,000 integrals were reduced in order to produce differential equations for the master integrals. For the  $m_H^2$  and  $m_H^4$  contributions, one must reduce an additional 123,000 and then 457,000 integrals respectively.

At one-loop order we performed an expansion up to  $\mathcal{O}(m_H^4)$ . We show below that the contribution from the  $m_H^4$  terms is very small in the kinematic region where the small- $m_t$  expansion is valid (see the discussion regarding figure 4). For this reason, at two loops we consider only the  $m_H^2$  terms of the expansion, and do not perform the computationally expensive reduction of the above-mentioned additional 457,000 scalar integrals to masters.

The maximum complexities [(number of lines + dots, number of numerators)] of the integrals appearing in the  $m_H^0$  amplitude and differential equations, in the  $m_H^2$  amplitude, and in the  $m_H^4$  amplitude are (10, -4), (9, -5) and (10, -6) respectively.

### 3 Results

#### 3.1 Analytic results for the form factors

In the following we present the leading terms for the three form factors both in the large- $m_t$  and high-energy limit. We take the large- $m_t$  term up to order  $1/m_t^{12}$  from ref. [4].

Using the normalization introduced in section 1 our one-loop results in the small- $m_t$  limit (showing also the next-to-leading term in the  $m_H$  expansion) is given by

$$\begin{aligned}
 F_{\text{tri}}^{(0)} &= \frac{2m_t^2}{s} \left[ 4 - l_{ms}^2 \right] + \mathcal{O} \left( \frac{m_t^4}{s^2} \right), \\
 F_{\text{box1}}^{(0)} &= \frac{4m_t^2}{s} \left[ 2 + \frac{m_H^2}{s} \left( (l_{1ts} - l_{ts})^2 + \pi^2 \right) \right] + \mathcal{O} \left( \frac{m_t^4}{s^2}, \frac{m_H^4}{s^2} \right), \\
 F_{\text{box2}}^{(0)} &= \frac{2m_t^2}{st(s+t)} \left[ -l_{1ts}^2 (s+t)^2 - l_{ts}^2 t^2 - \pi^2 (s^2 + 2st + 2t^2) + \frac{2m_H^2}{s(s+t)} \left( l_{1ts}^2 s (s+t)^2 \right. \right. \\
 &\quad \left. \left. + \pi^2 s^3 + 2s^2 t (-2l_{ms} + l_{ts} + \pi^2 - 4) - st^2 (8l_{ms} + (l_{ts} - 2)l_{ts} + 16) \right. \right. \\
 &\quad \left. \left. - 4(l_{ms} + 2)t^3 \right) \right] + \mathcal{O} \left( \frac{m_t^4}{s^2}, \frac{m_H^4}{s^2} \right), \tag{3.1}
 \end{aligned}$$

---

<sup>2</sup>We thank Alexander Smirnov for providing us with unpublished versions of FIRE which we could use to help optimize our reduction.

where

$$l_{ms} = \log\left(\frac{m_t^2}{s}\right) + i\pi, \quad l_{ts} = \log\left(-\frac{t}{s}\right) + i\pi, \quad l_{1ts} = \log\left(1 + \frac{t}{s}\right) + i\pi. \quad (3.2)$$

For the two-loop form factors we show the coefficients of the  $C_F$  and  $C_A$  colour factors separately, only to leading order in  $m_H$ . In the following, all symbols  $H_2, H_3, H_{2,1}, H_4, H_{2,2}, H_{2,1,1}$  denote Harmonic Polylogarithms with argument  $-t/s$  such that  $H_{2,1,1} = H_{2,1,1}(-t/s)$  etc.

$$\begin{aligned} F_{\text{tri}}^{(1),C_F} &= C_F \frac{m_t^2}{60s} \left[ 5 (l_{ms}^4 - 12l_{ms}^3 + 144l_{ms} + 240) + 240(4l_{ms} - 1)\zeta_3 \right. \\ &\quad \left. + 40\pi^2 l_{ms}(l_{ms} + 1) + 12\pi^4 \right] + \mathcal{O}\left(\frac{m_t^4}{s^2}, \frac{m_t^2 m_H^2}{s^2}\right), \\ F_{\text{box1}}^{(1),C_F} &= C_F \frac{m_t^2}{s^3 t(s+t)} \left[ s^2 t^2 (12l_{ms} + l_{ts}(7l_{ts} + 12) + 8\pi^2 + 20) + 2(6l_{ms} + \pi^2 + 10) s^3 t \right. \\ &\quad \left. + l_{1ts}^2 (s+t)^2 (s^2 + 6t^2) - 12l_{1ts} t(s+t)^2 (l_{ts} t + s) + 12(l_{ts}^2 + l_{ts} + \pi^2) st^3 \right. \\ &\quad \left. + 6(l_{ts}^2 + \pi^2) t^4 + \pi^2 s^4 \right] + \mathcal{O}\left(\frac{m_t^4}{s^2}, \frac{m_t^2 m_H^2}{s^2}\right), \\ F_{\text{box2}}^{(1),C_F} &= C_F \frac{m_t^2}{90s^3 t(s+t)} \left[ 30i\pi s^2 \left\{ 6H_2(s+t) (s(2l_{1ts} + 2l_{ts} - 1) + 2t(l_{1ts} + l_{ts}) + t) \right. \right. \\ &\quad \left. \left. + 24H_{2,1}(s+t)^2 - 12H_3 s(s+2t) + 2l_{1ts} (3l_{ts}^2 + 2\pi^2) (s+t)^2 \right. \right. \\ &\quad \left. \left. + l_{ts}^2 t ((2l_{ts} + 3)t + 6s) + \pi^2 ((1 - 2l_{ts})s^2 + 2(3 - 2l_{ts})st + 2t^2) \right. \right. \\ &\quad \left. \left. - 12\zeta_3 (s^2 + 2st + 2t^2) \right\} + 60H_2 s^2 (-6l_{1ts} l_{ts} (s+t)^2 - 3l_{ts} t(2s+t)) \right. \\ &\quad \left. + \pi^2 (5s^2 + 10st + 6t^2) - 180H_{2,1} s^2 (s+t) (s(2l_{1ts} + 2l_{ts} - 1) \right. \\ &\quad \left. + 2t(l_{1ts} + l_{ts}) + t) - 720H_{2,1,1} s^2 (s+t)^2 - 180H_{2,2} s^3 (s+2t) \right. \\ &\quad \left. + 180H_3 s^2 (2l_{1ts} (s+t)^2 + t(-2l_{ts} t + 2s+t)) + 720H_4 s^2 t^2 \right. \\ &\quad \left. + 90l_{1ts}^2 (s+t)^2 (s^2 (-3l_{ms} - l_{ts}^2 - \pi^2 - 7) - 3t^2) - 30\pi^2 (3s^4 (3l_{ms} - l_{ts}^2 + 7) \right. \\ &\quad \left. + s^3 t (18l_{ms} - 2l_{ts}(3l_{ts} + 1) + 31) + s^2 t^2 (18l_{ms} - (l_{ts} + 5)(3l_{ts} - 8)) + 18st^3 \right. \\ &\quad \left. + 9t^4) - 30l_{ts} t^2 (s^2 (l_{ts}(9l_{ms} + (l_{ts} - 6)l_{ts} + 30) + 18) + 18(l_{ts} + 1)st + 9l_{ts} t^2) \right. \\ &\quad \left. - 30l_{1ts}^4 s^2 (s+t)^2 + 60l_{1ts}^3 (l_{ts} + 3)s^2 (s+t)^2 + 30l_{1ts} (\pi^2 s^2 ((4l_{ts} + 5)s^2 \right. \\ &\quad \left. + 2(4l_{ts} + 3)st + 4(l_{ts} + 1)t^2) + 3t ((6 - 2(l_{ts} - 3)l_{ts})s^3 \right. \\ &\quad \left. + (12 - (l_{ts} - 12)l_{ts})s^2 t + 6(2l_{ts} + 1)st^2 + 6l_{ts} t^3) + 12s^2 \zeta_3 (s+t)^2) \right. \\ &\quad \left. - 180s^2 t \zeta_3 (-2l_{ts} t + 2s+t) + \pi^4 s^2 (60s^2 + 120st + 73t^2) + 90H_2^2 s^3 (s+2t) \right] \\ &\quad + \mathcal{O}\left(\frac{m_t^4}{s^2}, \frac{m_t^2 m_H^2}{s^2}\right), \end{aligned}$$

$$\begin{aligned}
 F_{\text{tri}}^{(1),CA} &= C_A \frac{m_t^2}{180s} \left[ 2160 - 15l_{ms}^4 - 60(3 + \pi^2)l_{ms}^2 - 2160(l_{ms} + 1)\zeta_3 - 32\pi^4 \right] \\
 &\quad + \mathcal{O}\left(\frac{m_t^4}{s^2}, \frac{m_t^2 m_H^2}{s^2}\right), \\
 F_{\text{box1}}^{(1),CA} &= C_A \frac{m_t^2}{s^3 t(s+t)} \left[ -l_{1ts}^2 (s+t)^2 (s^2 + 3t^2) + 6l_{1ts} t (s+t)^2 (l_{ts} t + s) \right. \\
 &\quad - (4l_{ts}^2 + 6l_{ts} + 5\pi^2 - 12) s^2 t^2 - 6(l_{ts}^2 + l_{ts} + \pi^2) st^3 - 3(l_{ts}^2 + \pi^2) t^4 - \pi^2 s^4 \\
 &\quad \left. - 2(\pi^2 - 6) s^3 t \right] + \mathcal{O}\left(\frac{m_t^4}{s^2}, \frac{m_t^2 m_H^2}{s^2}\right), \\
 F_{\text{box2}}^{(1),CA} &= C_A \frac{m_t^2}{60s^3 t(s+t)} \left[ -10i\pi s \left\{ 6H_2(s+t) (s^2(4l_{1ts} + 14l_{ts} - 7) \right. \right. \\
 &\quad + st(4l_{1ts} + 14l_{ts} - 17) - 4t^2) + 48H_{2,1}s(s+t)^2 - 84H_3s^2(s+2t) \\
 &\quad + 2l_{1ts} (21l_{ts}^2 + 19\pi^2) s(s+t)^2 + l_{ts}^2 t ((4l_{ts} - 27)st - 18s^2 + 12t^2) \\
 &\quad - \pi^2 (7(2l_{ts} - 1)s^3 + 2(14l_{ts} - 3)s^2 t + 2(5l_{ts} + 3)st^2 - 16t^3) \\
 &\quad \left. + 12s\zeta_3 (3s^2 + 6st - 4t^2) \right\} - 60H_2s (-14l_{1ts}l_{ts}s(s+t)^2 \\
 &\quad + l_{ts}t (6s^2 + 9st - 4t^2) + \pi^2 s (5s^2 + 10st + 4t^2)) \\
 &\quad - 60H_{2,1}s(s+t) (s^2(-4l_{1ts} - 14l_{ts} + 7) + st(-4l_{1ts} - 14l_{ts} + 17) + 4t^2) \\
 &\quad + 480H_{2,1,1}s^2(s+t)^2 + 420H_{2,2}s^3(s+2t) - 60H_3s (14l_{1ts}s(s+t)^2 \\
 &\quad + t(-4l_{ts} + 9)st - 6s^2 + 4t^2) - 480H_4s^2t^2 + 5l_{1ts}^4s^2(s+t)^2 \\
 &\quad - 40l_{1ts}^3l_{ts}s^2(s+t)^2 - 10l_{1ts}^2(s+t) (-3((l_{ts}(7l_{ts} + 5) + 6)s^3 \\
 &\quad + (7l_{ts}(l_{ts} + 1) + 6)s^2t + (4l_{ts} + 3)st^2 + 3t^3) - 19\pi^2s^2(s+t)) \\
 &\quad - 10l_{1ts} (\pi^2s ((18l_{ts} - 7)s^3 + 36l_{ts}s^2t + 9(2l_{ts} + 1)st^2 - 4t^3) \\
 &\quad + 6t((l_{ts}(4l_{ts} + 3) + 3)s^3 + (l_{ts}(5l_{ts} + 6) + 6)s^2t + 3(2l_{ts} + 1)st^2 + 3l_{ts}t^3) \\
 &\quad - 36s^2\zeta_3(s+t)^2) + 5l_{ts}t^2 ((l_{ts}^3 + 54l_{ts} + 36)s^2 + 36(l_{ts} + 1)st + 18l_{ts}t^2) \\
 &\quad - 60st\zeta_3 ((4l_{ts} + 9)st + 6s^2 - 4t^2) - 10\pi^2 (3(l_{ts}(7l_{ts} - 5) - 6)s^4 \\
 &\quad + (42(l_{ts} - 1)l_{ts} - 23)s^3t + (l_{ts}(23l_{ts} - 42) - 32)s^2t^2 - 2(4l_{ts} + 9)st^3 - 9t^4) \\
 &\quad \left. - \pi^4s^2 (195s^2 + 390st + 227t^2) - 210H_2^2s^3(s+2t) \right] + \mathcal{O}\left(\frac{m_t^4}{s^2}, \frac{m_t^2 m_H^2}{s^2}\right). \quad (3.3)
 \end{aligned}$$

It is interesting to mention that most of the odd  $m_t$  terms, which are present in the non-planar master integrals, cancel in the amplitude. However, at higher orders in the  $m_t$  expansion there remain odd  $m_t$  terms in the imaginary part of  $F_{\text{box1}}^{(1),CA}$  and  $F_{\text{box2}}^{(1),CA}$  starting at  $m_t^3$ .

For completeness we also show the leading terms of the large- $m_t$  expansion which at one-loop order are given by

$$\begin{aligned}
 F_{\text{tri}}^{(0)} &= \frac{4}{3} + \mathcal{O}(1/m_t^2), \\
 F_{\text{box1}}^{(0)} &= -\frac{4}{3} + \mathcal{O}(1/m_t^2), \\
 F_{\text{box2}}^{(0)} &= -\frac{11}{45} \frac{p_T^2}{m_t^2} + \mathcal{O}(1/m_t^4),
 \end{aligned} \tag{3.4}$$

where

$$p_T^2 = \frac{\tilde{t}\tilde{u} - m_H^4}{\tilde{s}}, \tag{3.5}$$

is the (partonic) transverse momentum of the Higgs boson. At two loops we have

$$\begin{aligned}
 F_{\text{tri}}^{(1),C_F} &= -C_F + \mathcal{O}(1/m_t^2), \\
 F_{\text{box1}}^{(1),C_F} &= C_F + \mathcal{O}(1/m_t^2), \\
 F_{\text{box2}}^{(1),C_F} &= -\frac{131}{810} \frac{p_T^2}{m_t^2} C_F + \mathcal{O}(1/m_t^4), \\
 F_{\text{tri}}^{(1),C_A} &= \frac{5}{3} C_A + \mathcal{O}(1/m_t^2), \\
 F_{\text{box1}}^{(1),C_A} &= -\frac{5}{3} C_A + \mathcal{O}(1/m_t^2), \\
 F_{\text{box2}}^{(1),C_A} &= \left[ \frac{308}{675} - \frac{121}{540} \log\left(\frac{-s-i\delta}{m_t^2}\right) \right] \frac{p_T^2}{m_t^2} C_A + \mathcal{O}(1/m_t^4).
 \end{aligned} \tag{3.6}$$

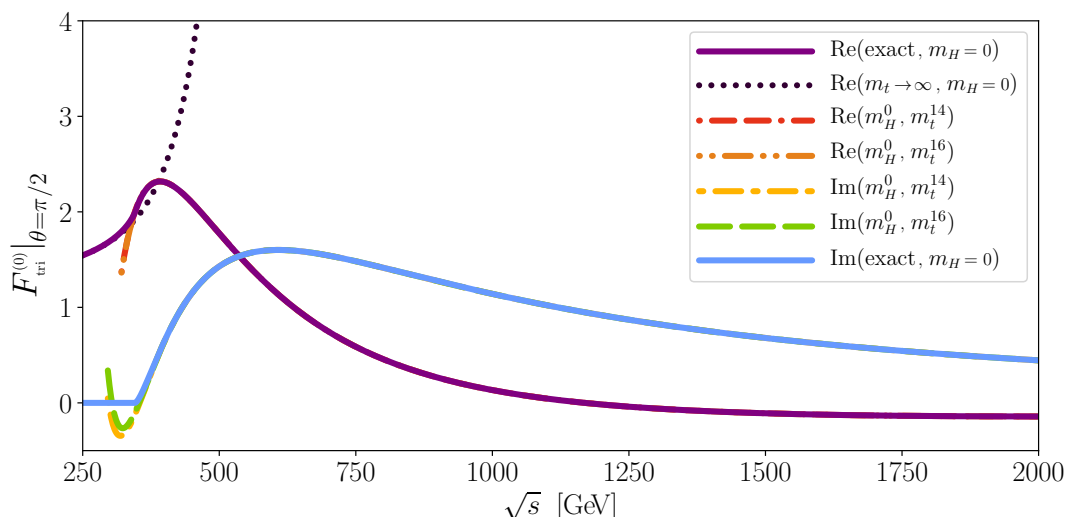
## 3.2 Numerical results for the form factors

In the following we discuss the  $\sqrt{s}$  dependence of the form factors at one- and two-loop order. If not stated otherwise we use  $m_t = 173$  GeV and  $m_H = 0$  or  $m_H = 125$  GeV for the top quark and Higgs boson masses, respectively.

### 3.2.1 One-loop form factors

In figures 2 and 3 we show the one-loop results where the exact expressions are known and shown as solid curves. Our high-energy expansions are shown as dashed curves. Both the real and imaginary parts are plotted. Note that the imaginary part is zero below  $\sqrt{s} = 2m_t$ . The large- $m_t$  result is shown as dotted curve. For the plots we have chosen  $m_H = 0$  and  $t = -s/2$  which corresponds to a scattering angle  $\theta = \pi/2$  (see eq. (1.4)).

The triangle form factor (figure 2) is approximated very well by the asymptotic results. The solid and dashed curves lie on top of each other for the entire  $\sqrt{s}$  region above the threshold  $2m_t$ . In figure 3 one observes that for  $F_{\text{box1}}^{(0)}$  and  $F_{\text{box2}}^{(0)}$ , the approximations to orders  $m_t^{14}$  and  $m_t^{16}$  agree with each other, and with the exact result, for values as small as  $\sqrt{s} \approx 800$  GeV and  $\sqrt{s} \approx 500$  GeV for the real and imaginary parts, respectively. Below these energies the curves diverge from each other. In general, one can trust the expansions in the regions where successive approximation orders agree with each other. Due to



**Figure 2.** The one-loop triangle form factor as a function of the partonic center-of-mass energy  $\sqrt{s}$  for  $\theta = \pi/2$ . Exact results are shown as solid purple and blue curves. The large- $m_t$  expression, which includes terms to  $1/m_t^{12}$ , is the black dotted line. The small- $m_t$  expansions are the dashed lines; we show approximations including terms to  $m_t^{14}$  and  $m_t^{16}$ .

the very marginal improvement of the  $m_t^{16}$  approximation relative to the  $m_t^{14}$  approximation, we expect that computing higher order terms of the expansion will not improve the approximation, and that the small- $m_t$  expansion has a finite radius of convergence.

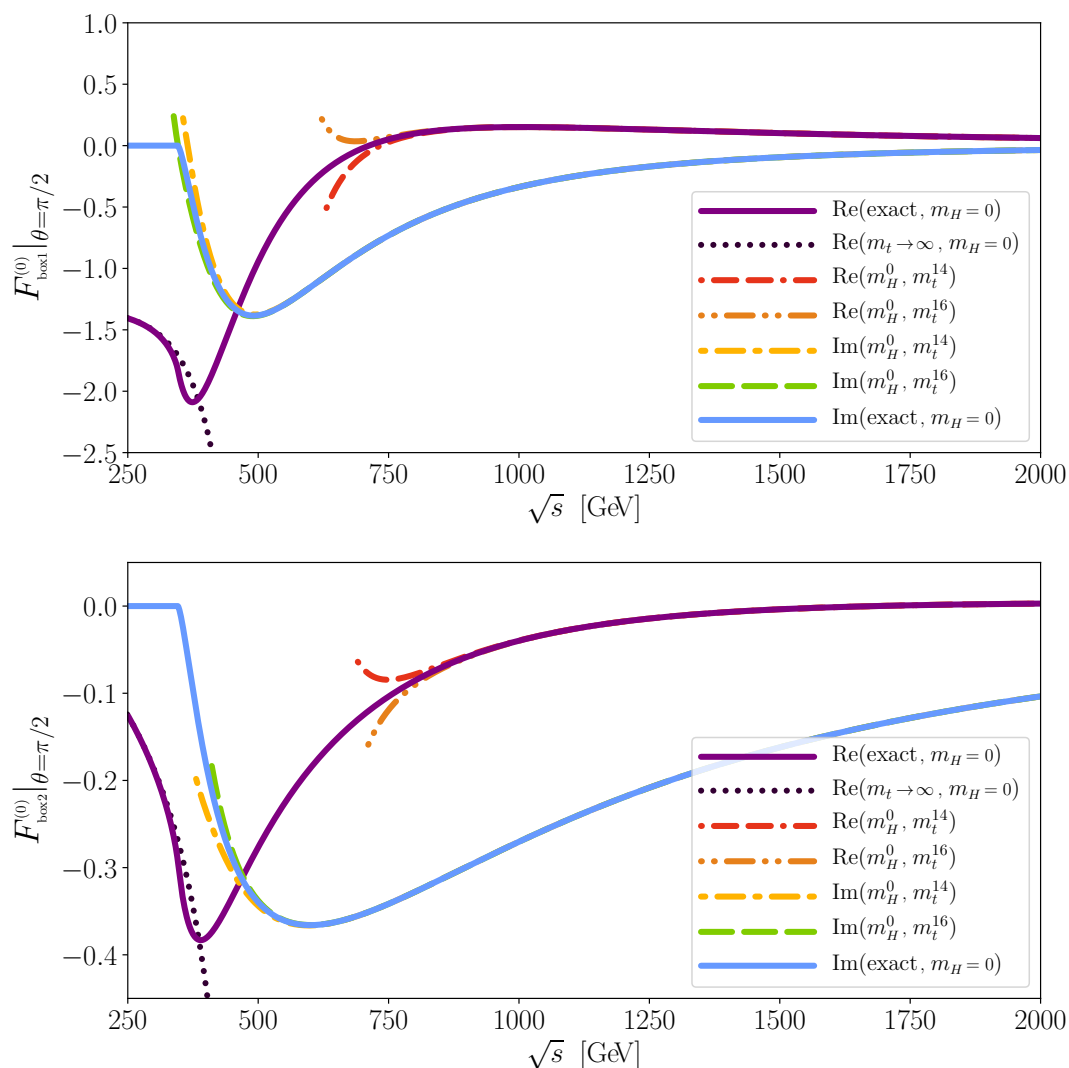
In figure 4 we consider the  $m_H$  dependence of the partonic cross section for  $\theta = \pi/2$ . Since this quantity is non-zero for the whole  $\sqrt{s}$  range we can consider the ratio of our approximations to the exact result, evaluated for  $m_H = 125$  GeV. For  $\sqrt{s} = 1000$  GeV one observes that the  $m_H^0$  approximation (purple dashed curve) reproduces the  $m_H = 0$  exact curve well, and that these curves deviate from the  $m_H = 125$  GeV exact curve by about 2%. Including  $m_H^2$  terms in the approximation is sufficient to describe the  $m_H = 125$  GeV exact curve very well. Including also  $m_H^4$  terms provides a very small correction. Based on this observation, we compute  $m_H^2$  contributions to NLO quantities but not contributions proportional to  $m_H^4$ . We want to remark that the numerical values for figure 4 have been obtained by using the relation

$$t \rightarrow m_H^2 - \frac{\tilde{s}}{2} \left( 1 - \cos\theta \sqrt{1 - \frac{4m_H^2}{\tilde{s}}} \right) \tag{3.7}$$

and performing a consistent expansion in  $m_H$ . In this way we obtain the form factors as a function of  $s$ ,  $\theta$  and  $m_H$ .

### 3.2.2 Two-loop form factors

For simplicity we set  $m_H = 0$  in the following discussion of the two-loop corrections. The two-loop form factors  $F^{(1),CF}$  and  $F^{(1),CA}$  are shown in figures 5, 6 and 7, where approximations including terms up to  $m_t^{14}$  and  $m_t^{16}$  are shown. For the triangle form

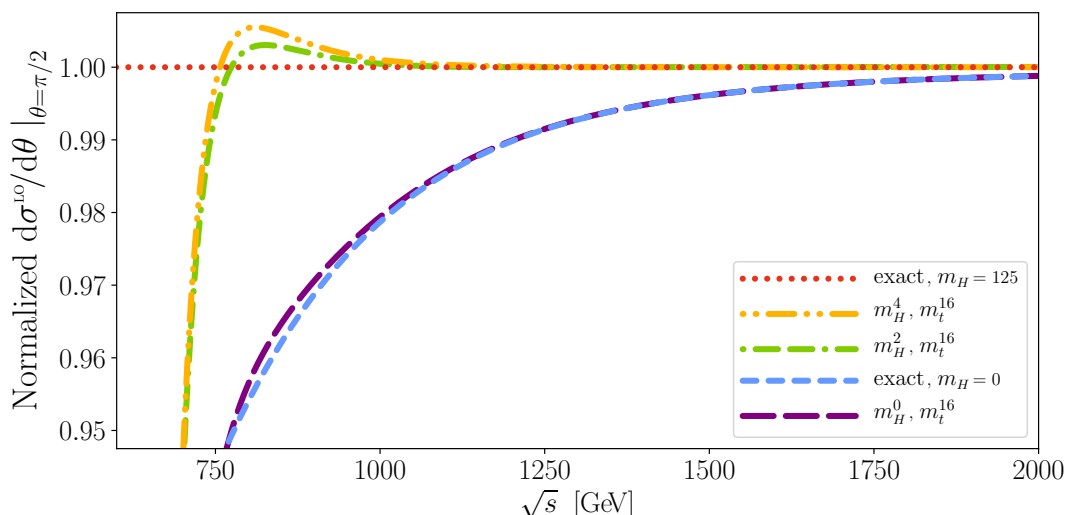


**Figure 3.** The one-loop box form factors as a function of the partonic center-of-mass energy  $\sqrt{s}$  for  $\theta = \pi/2$ . The notation is the same as in figure 2.

factor (figure 5) the approximations can be compared to the exact result from ref. [23] and, as at one-loop order, good agreement is found down to  $\sqrt{s} \approx 2m_t$ . For the box form factors no exact results are available. For the  $C_F$  contribution we observe a similar behaviour as at one-loop order; the two highest expansion terms agree down to  $\sqrt{s} \approx 800$  GeV and  $\sqrt{s} \approx 500$  GeV for real and imaginary parts respectively, and diverge for smaller  $\sqrt{s}$  values. For the  $C_A$  contribution the convergence properties for real and imaginary part are reversed; we find agreement of the highest expansion terms down to values  $\sqrt{s} \approx 750$  GeV and  $\sqrt{s} \approx 800$  GeV for the real and imaginary parts respectively.

In order to illustrate the size of the  $m_H^2$  terms we show in table 1 for two values of  $\sqrt{s}$  the relative corrections for the real part of the NLO box form factors<sup>3</sup> as compared to

<sup>3</sup>Note that the triangle form factors have no non-trivial dependence on  $m_H$ .



**Figure 4.** Our approximations to the one loop differential cross section. Here we show curves for expansion depths  $m_H^0$ ,  $m_H^2$  and  $m_H^4$ . All curves are normalized to the exact result, evaluated at  $m_H = 125$  GeV (red dotted curve).

	$F_{\text{box1}}^{(1),C_F}$	$F_{\text{box1}}^{(1),C_A}$	$F_{\text{box2}}^{(1),C_F}$	$F_{\text{box2}}^{(1),C_A}$
$\sqrt{s} = 1000$ GeV, $\theta = \pi/2$	3.48	-0.30	-5.20	1.78
$\sqrt{s} = 2000$ GeV, $\theta = \pi/2$	1.67	1.26	-0.33	0.73
$\sqrt{s} = 1000$ GeV, $\theta = \pi/3$	4.42	4.26	5.48	-0.45
$\sqrt{s} = 2000$ GeV, $\theta = \pi/3$	2.05	1.11	0.55	0.33

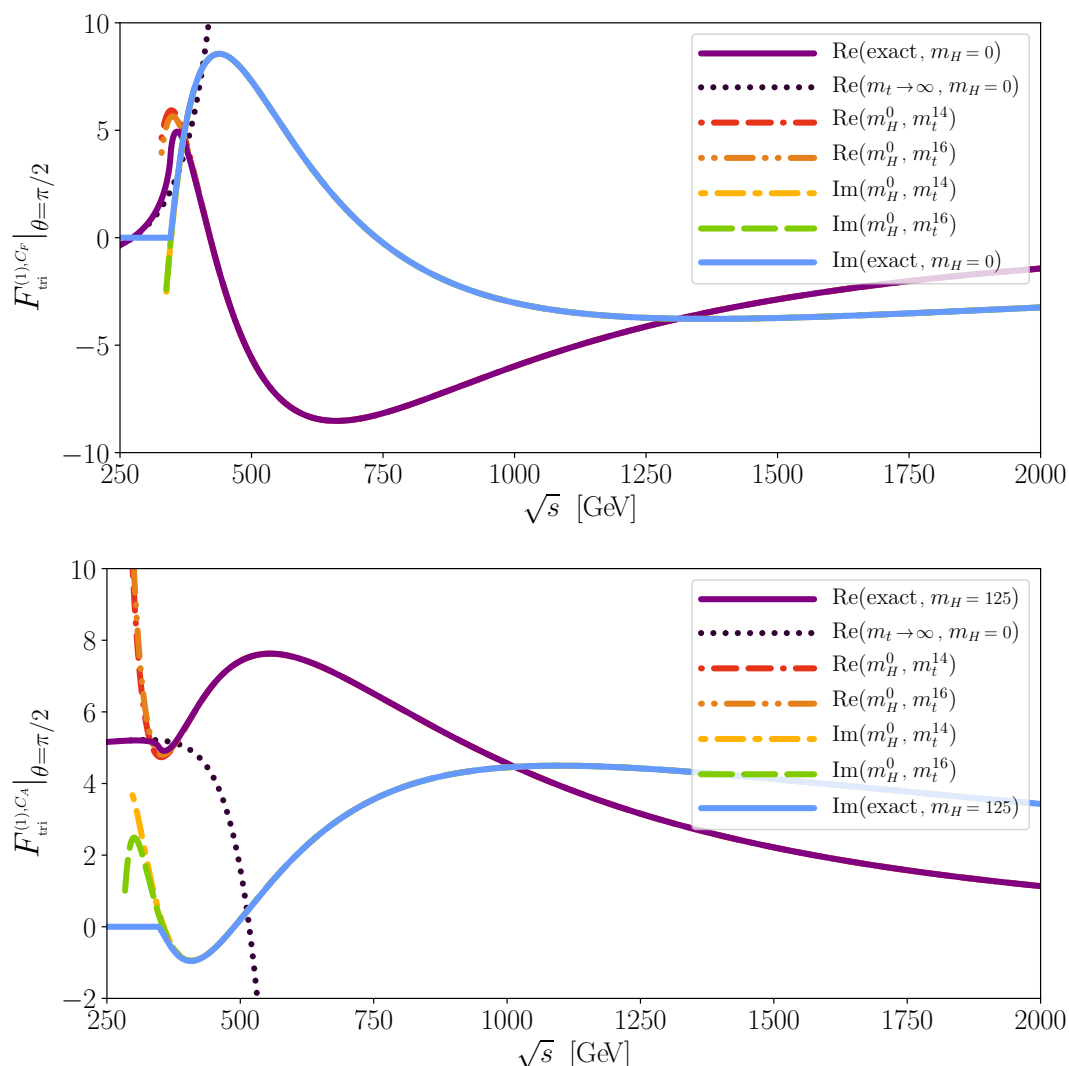
**Table 1.** Correction in percent to the real part of the two-loop form factors induced by  $m_H^2$  terms. To obtain the numbers we include the expansion in the top quark mass up to  $m_t^{16}$ .

the  $m_H = 0$  result. One observes corrections up to a few percent, in agreement with the one-loop results discussed in figure 4.

### 3.2.3 $\theta$ dependence of the form factors

In the previous subsection we have chosen  $\theta = \pi/2$  where  $t = -s/2$ , i.e., the absolute value of  $t$  is maximal and our approximation works best. In figure 8 we show the “box1” form factors as a function  $\theta$  with  $0 \leq \theta \leq \pi/2$ . Symmetric results are obtained for  $\pi/2 \leq \theta \leq \pi$ . The form factors  $F_{\text{box1}}^{(0)}$ ,  $F_{\text{box1}}^{(1),C_F}$  and  $F_{\text{box1}}^{(1),C_A}$  are shown in the three columns and the rows correspond to three different choices of  $\sqrt{s}$ : 800 GeV, 1000 GeV and 1500 GeV. We show both the real and imaginary part for expansion depths  $m_t^{14}$  and  $m_t^{16}$  and assume that our approximation is good if the two curves agree. At one-loop order we can compare to the exact result.

In the case of  $F_{\text{box1}}^{(0)}$  we observe that for  $\sqrt{s} = 800$  GeV our approximation works for values of  $\theta$  as low as  $0.4\pi$  and  $0.25\pi$  for the real and imaginary part, respectively. As



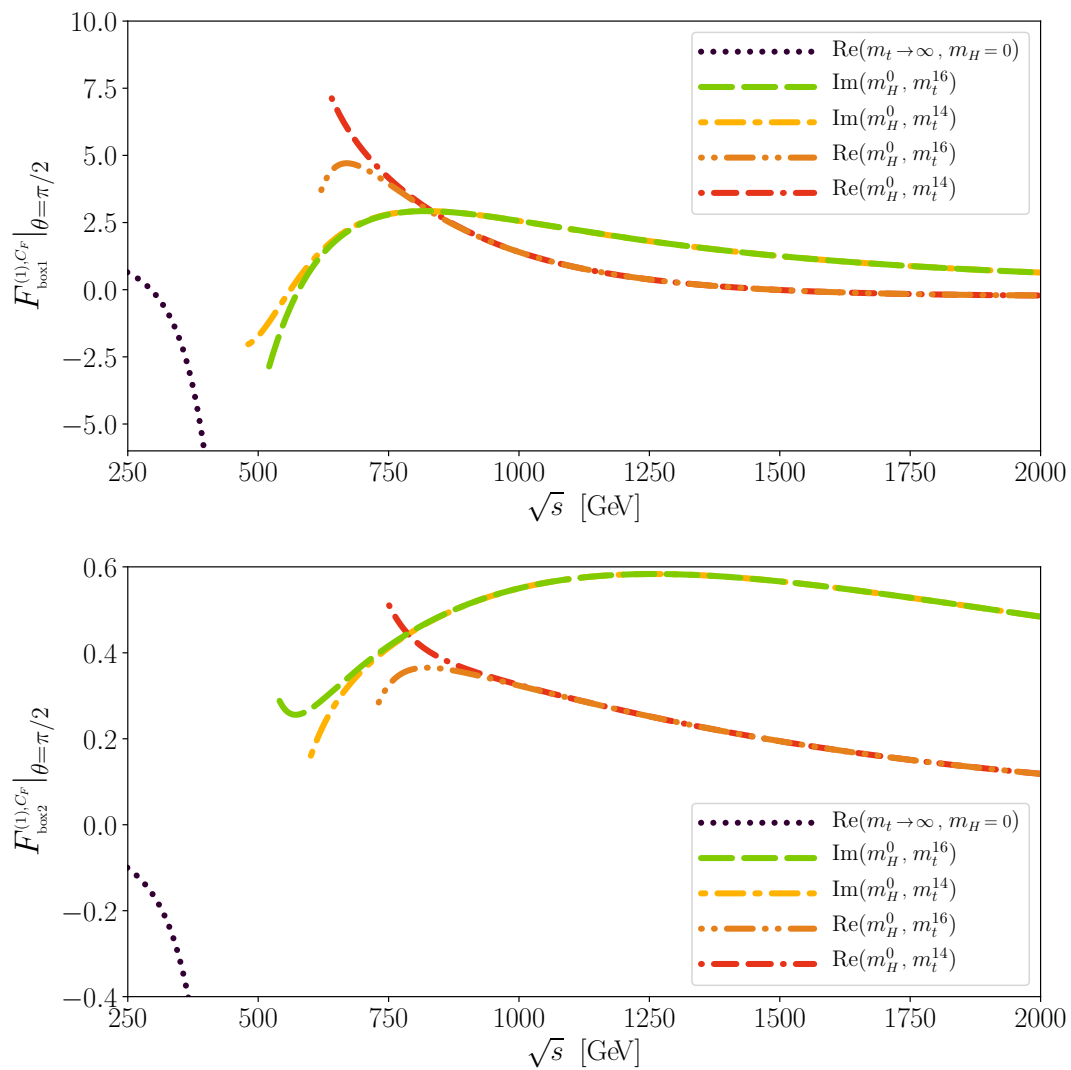
**Figure 5.** The two-loop triangle form factor  $F_{\text{tri}}^{(1),CF}$  as a function of the partonic center-of-mass energy for  $\theta = \pi/2$ . The same notation as in figure 2 is adopted. We show our approximations (dashed curves) for expansion depths  $m_t^{14}$  and  $m_t^{16}$ .

expected, for larger values of  $\sqrt{s}$  the  $\theta$  range is significantly increased; for  $\sqrt{s} = 1500$  GeV good results are obtained almost down to  $0.1\pi$ .

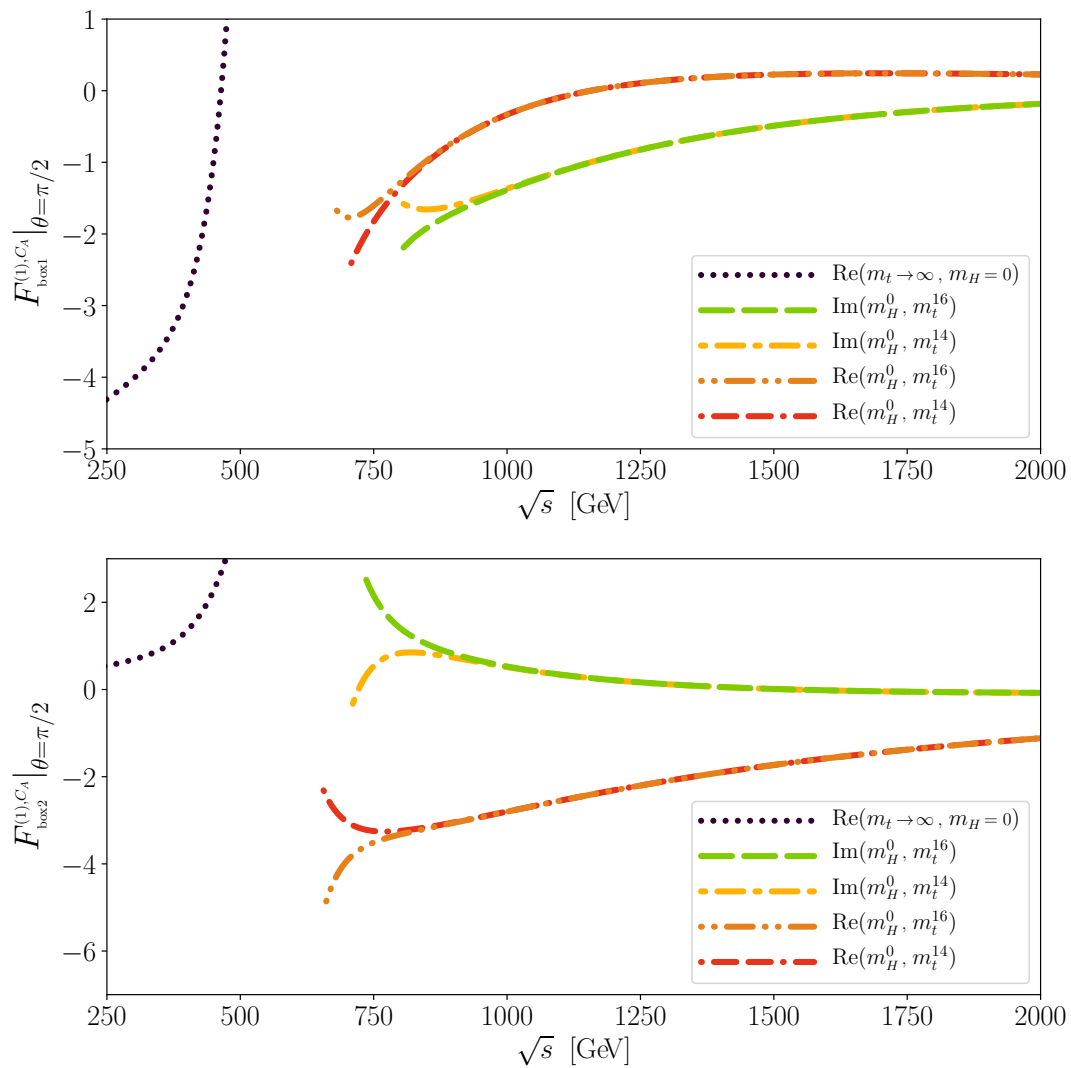
The form factor  $F_{\text{box1}}^{(1),CF}$  shows a similar behaviour as  $F_{\text{box1}}^{(0)}$ . On the other hand, for  $F_{\text{box1}}^{(1),CA}$  the  $\theta$  range where our approximation works well is significantly smaller for  $\sqrt{s} = 800$  GeV. However, for  $\sqrt{s} = 1000$  GeV and  $\sqrt{s} = 1500$  GeV similar results are obtained as for  $F_{\text{box1}}^{(0)}$  and  $F_{\text{box1}}^{(1),CF}$ .

Figure 9 shows analogous results to figure 8 for the “box2” for factors. We observe very similar convergence properties.

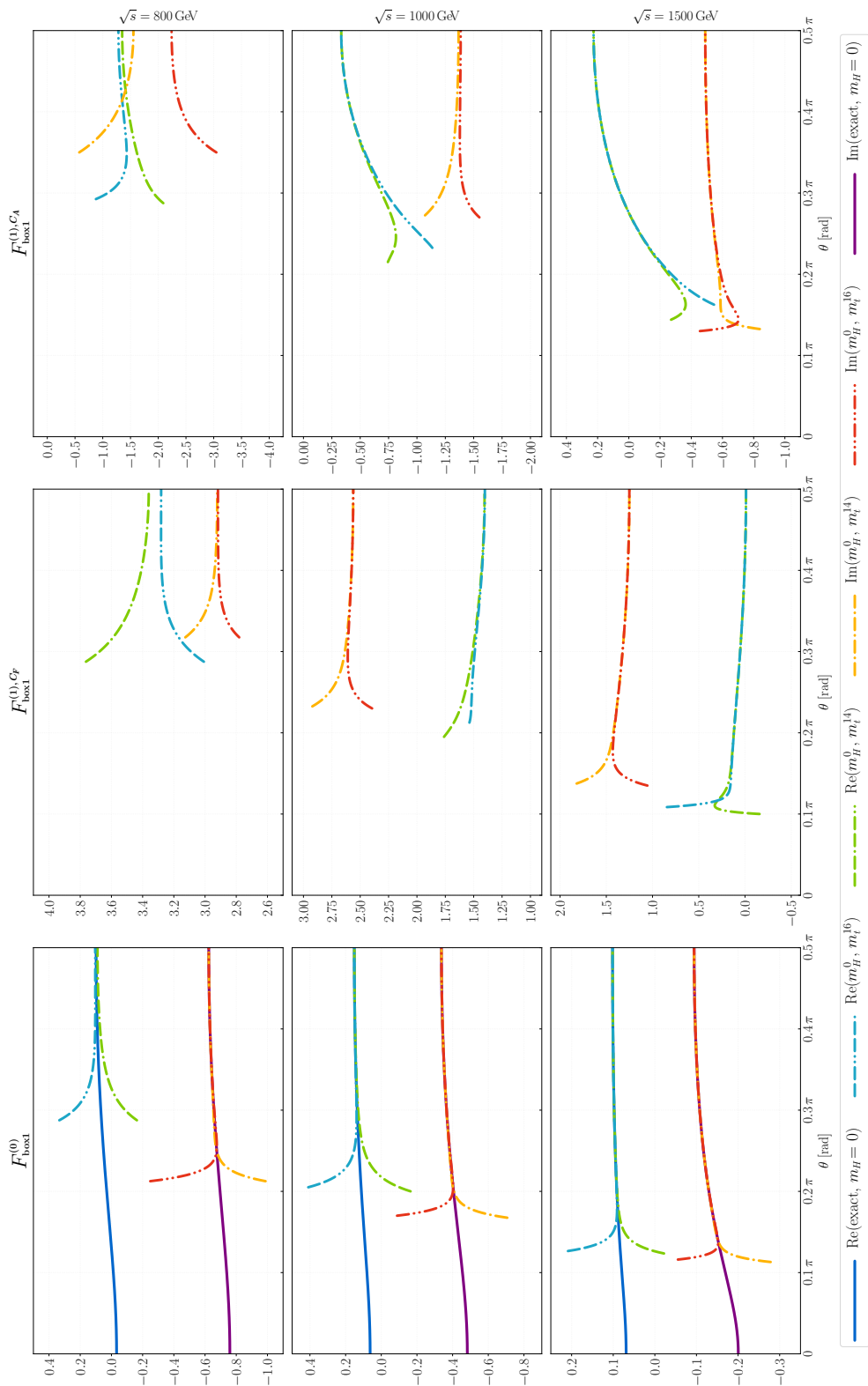




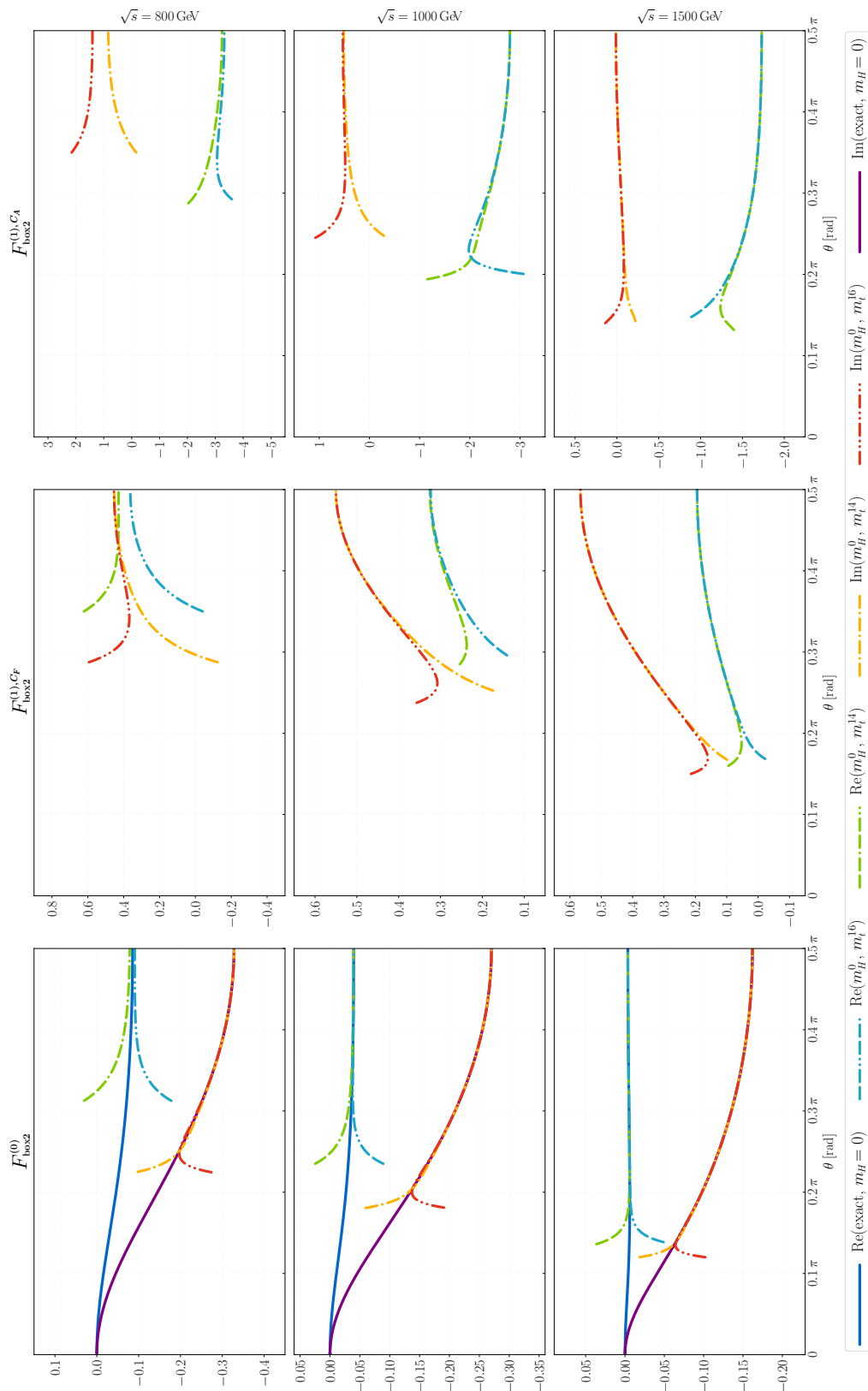
**Figure 6.** The two-loop box form factors  $F_{\text{box}1}^{(1),CF}$  and  $F_{\text{box}2}^{(1),CF}$  as a function of the partonic center-of-mass energy for  $\theta = \pi/2$ . The same notation as in figure 2 is adopted. In these plots the exact curves are not known.



**Figure 7.** The two-loop box form factors  $F_{\text{box}1}^{(1),CA}$  and  $F_{\text{box}2}^{(1),CA}$  as a function of the partonic center-of-mass energy for  $\theta = \pi/2$ . The same notation as in figure 2 is adopted. In these plots the exact curves are not known.



**Figure 8.** The one- and two-loop box form factors  $F_{\text{box1}}^{(0)}$ ,  $F_{\text{box1}}^{(1),C_F}$  and  $F_{\text{box1}}^{(1),C_A}$  (from left to right) as a function of  $\theta$  for three different choices of  $\sqrt{s}$  (different columns). Both the real and imaginary parts are shown for expansion depths  $m_t^{14}$  and  $m_t^{16}$ .



**Figure 9.** As figure 8, but for “box2” form factors.

## 4 Conclusions

We consider Higgs boson pair production in gluon fusion at NLO and compute analytic results in the high-energy limit where the squared top quark mass is much smaller than  $s$  and  $|t|$ . We compute analytic results in this limit for all non-planar master integrals, which complement the results for the planar integrals, already presented in ref. [2]. Analytic expressions for the master integrals are provided in an ancillary file to this paper [18]. The results are used to obtain analytic expressions for the form factors of the  $gg \rightarrow HH$  amplitude, including expansion terms up to  $m_t^{16}$ . For large scattering angles (which means large  $|t|$ ) we show that our calculation provides good approximations for  $\sqrt{s}$  values down to about 700 to 800 GeV. Finite Higgs boson mass corrections are incorporated as an expansion in  $m_H^2/m_t^2$ , which converge quickly in the regions where we have  $m_t^2 \ll s, |t|$ .

Our expressions allow for a fast numerical evaluation of the form factors and thus provide an alternative to the exact, numerically expensive calculation of ref. [9] in the high-energy region of the phase-space. It is in particular tempting to combine our results with other approximations [4–7] to cover the full phase space. Such investigations are the subject of ongoing research.

## Acknowledgments

We thank Alexander Smirnov and Vladimir Smirnov for many useful discussions. We are grateful to Christopher Wever for fruitful discussions and for providing results from ref. [13] which are not publicly available. We also thank Hjalte Frellesvig for discussions on uniform transcendental bases. D.W. acknowledges the support by the DFG-funded Doctoral School KSETA. This work is supported by the BMBF grant 05H15VKCCA.

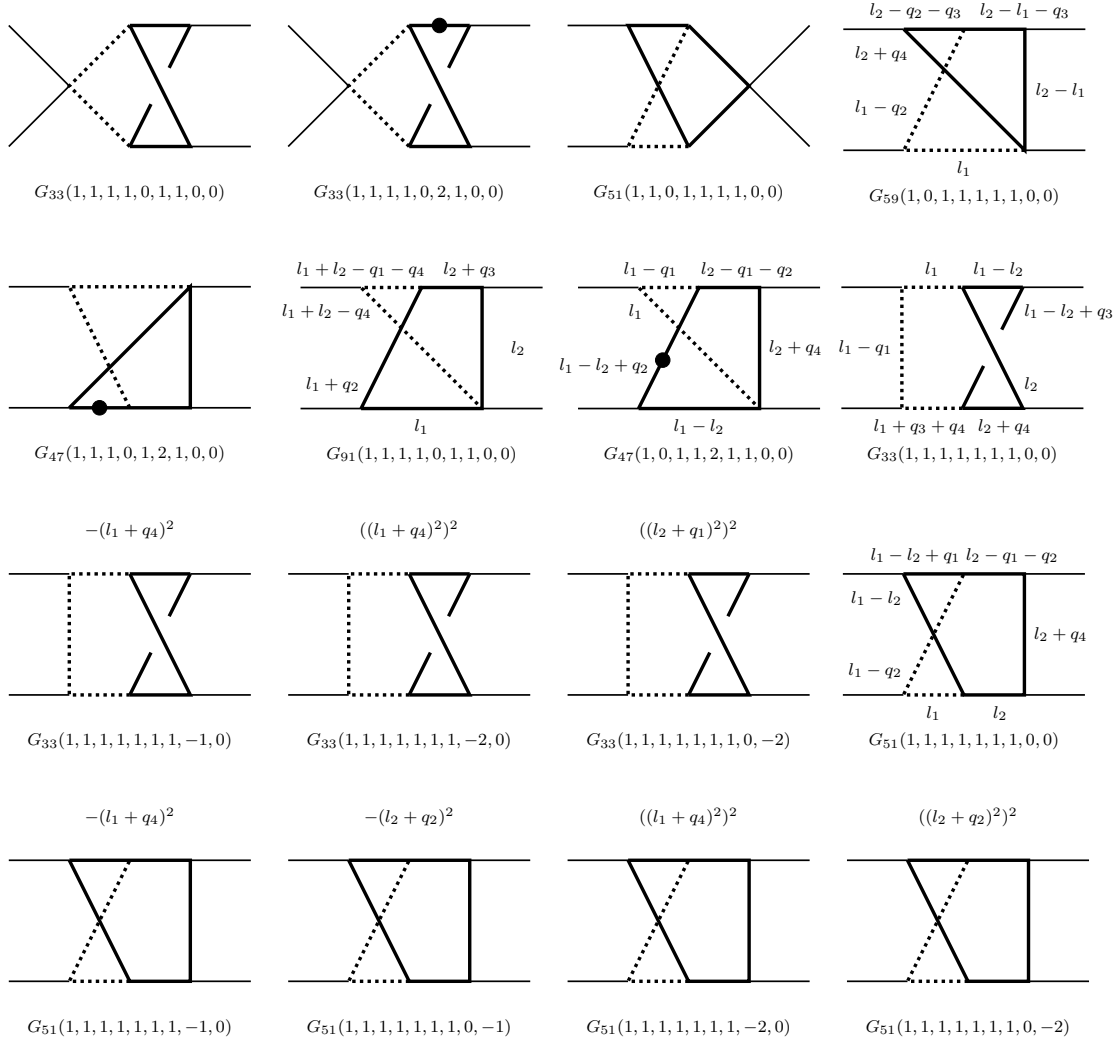
## A Non-planar master integrals at two loops

Altogether we encounter 10 one-loop and 161 two-loop master integrals; 30 of the latter are non-planar. The definitions of all one- and two-loop integrals and the graphical representations of the one- and planar two-loop master integrals can be found in ref. [2]. In the following we provide the complementary information for the 30 non-planar integrals.

It is easy to see that two-loop integrals with five lines or fewer are all planar and thus the two-loop non-planar integrals have either six or seven lines. Due to crossing symmetries it is sufficient to solve the differential equations only for the 16 integrals shown in figure 10; the analytic results for the remaining 14 integrals can be obtained by applying the crossing relations  $s \leftrightarrow t$ ,  $s \leftrightarrow u$  or  $t \leftrightarrow u$ .

Altogether we use five integral families to accommodate all 30 integrals. They are defined in the following way,

$$D_{33}(q_1, q_2, q_3, q_4) = \left\{ -l_1^2, m_t^2 - l_2^2, m_t^2 - (l_2 + q_4)^2, -(l_1 + q_3 + q_4)^2, -(l_1 - q_1)^2, \right. \\ \left. m_t^2 - (l_1 - l_2 + q_3)^2, m_t^2 - (l_1 - l_2)^2, -(l_1 + q_4)^2, -(l_2 + q_1)^2 \right\},$$



**Figure 10.** Sixteen two-loop non-planar master integrals. Solid and dashed lines represent massive and massless scalar propagators, respectively. The external (thin) lines are massless. Squared propagators are marked by a dot and numerators are explicitly given above the diagrams (see also the definitions of the families in eq. (A.1)). The remaining 14 non-planar master integrals, which are not shown, are obtained by crossing.

$$\begin{aligned}
 D_{47}(q_1, q_2, q_3, q_4) &= \{ -l_1^2, m_t^2 - l_2^2, m_t^2 - (l_2 + q_4)^2, m_t^2 - (l_2 - q_1 - q_2)^2, \\
 &\quad m_t^2 - (l_1 - l_2 + q_2)^2, m_t^2 - (l_1 - l_2)^2, -(l_1 - q_1)^2, -(l_1 + q_4)^2, \\
 &\quad -(l_2 + q_1)^2 \}, \\
 D_{51}(q_1, q_2, q_3, q_4) &= D_{47}(q_2, q_1, q_3, q_4), \\
 D_{59}(q_1, q_2, q_3, q_4) &= D_{47}(q_2, q_3, q_1, q_4), \\
 D_{91}(q_1, q_2, q_3, q_4) &= \{ m_t^2 - l_1^2, m_t^2 - (l_1 + q_2)^2, -(l_1 + l_2 - q_4 - q_1)^2, -(l_1 + l_2 - q_4)^2, \\
 &\quad m_t^2 - (l_1 - q_4)^2, m_t^2 - (l_2 + q_3)^2, m_t^2 - l_2^2, -(l_2 + q_2)^2, -(l_2 + q_4)^2 \}, \quad (\text{A.1})
 \end{aligned}$$

where  $l_1$  and  $l_2$  are the loop momenta. The complete set of two-loop non-planar master

integrals is then given by

$$\begin{aligned}
 & G_{33}(1, 1, 1, 1, 0, 1, 1, 0, 0), \quad G_{33}(1, 1, 1, 1, 0, 2, 1, 0, 0), \quad G_{33}(1, 1, 1, 1, 1, 1, 1, 0, 0), \quad G_{33}(1, 1, 1, 1, 1, 1, 1, -1, 0), \\
 & G_{33}(1, 1, 1, 1, 1, 1, 1, -2, 0), \quad G_{33}(1, 1, 1, 1, 1, 1, 1, 0, -2), \quad G_{47}(1, 0, 1, 1, 2, 1, 1, 0, 0), \quad G_{47}(1, 1, 1, 0, 1, 2, 1, 0, 0), \\
 & G_{51}(1, 1, 0, 1, 1, 1, 1, 0, 0), \quad G_{51}(1, 1, 1, 1, 1, 1, 1, 0, 0), \quad G_{51}(1, 1, 1, 1, 1, 1, 1, -1, 0), \quad G_{51}(1, 1, 1, 1, 1, 1, 1, 0, -1), \\
 & G_{51}(1, 1, 1, 1, 1, 1, 1, -2, 0), \quad G_{51}(1, 1, 1, 1, 1, 1, 1, 0, -2), \quad G_{59}(1, 0, 1, 1, 1, 1, 1, 0, 0), \quad G_{59}(1, 1, 0, 1, 1, 1, 1, 0, 0), \\
 & G_{59}(1, 1, 1, 1, 1, 1, 1, 0, 0), \quad G_{59}(1, 1, 1, 1, 1, 1, 1, -1, 0), \quad G_{59}(1, 1, 1, 1, 1, 1, 1, 0, -1), \quad G_{59}(1, 1, 1, 1, 1, 1, 1, -2, 0), \\
 & G_{59}(1, 1, 1, 1, 1, 1, 1, 0, -2), \quad G_{91}(0, 1, 1, 1, 1, 1, 1, 0, 0), \quad G_{91}(1, 0, 1, 1, 1, 1, 1, 0, 0), \quad G_{91}(1, 0, 1, 1, 1, 1, 2, 0, 0), \\
 & G_{91}(1, 1, 1, 1, 0, 1, 1, 0, 0), \quad G_{91}(1, 1, 1, 1, 1, 1, 1, 0, 0), \quad G_{91}(1, 1, 1, 1, 1, 1, 1, -1, 0), \quad G_{91}(1, 1, 1, 1, 1, 1, 1, 0, -1), \\
 & G_{91}(1, 1, 1, 1, 1, 1, 1, -2, 0), \quad G_{91}(1, 1, 1, 1, 1, 1, 1, 0, -2).
 \end{aligned} \tag{A.2}$$

Note that at two-loop order, each family is defined using seven propagators and two irreducible numerators which correspond to the last two indices.

We present analytic results for all integrals in eq. (A.2) as an expansion for  $m_t^2 \ll s, |t|$  in the ancillary file to this paper [18]. For the integration measure we use  $(\mu^2)^{(4-d)/2} e^{\epsilon\gamma_E} d^d k / (i\pi^{d/2})$  where  $d = 4 - 2\epsilon$  is the space-time dimension.

## B Non-planar master integral basis

For the six-line non-planar master integrals all boundary conditions can be computed for the original FIRE basis. We use the method described in detail in [12].

For the seven-line non-planar integrals we first rewrite the integrals with dots (in the following denoted by a superscript “(d)”) in terms of the integrals with numerators (superscript “(n)”) using integration-by-parts relations. The latter are chosen such that the amplitude has no  $\epsilon$  poles in the prefactors of the integrals.

Altogether we have 19 seven-line master integrals which decompose into a  $4 \times 4$  and three  $5 \times 5$  blocks. For illustration we briefly discuss the  $4 \times 4$  block of family  $G_{33}$ , where the relation between the integrals reads

$$\vec{I}_{33}^{(n)} = \begin{pmatrix} 1 & 0 & 0 & 0 \\ \frac{st}{s+2t} + m_t^2 \left( \frac{-4s}{s+2t} + \epsilon \frac{8s}{s+2t} \right) + \mathcal{O}(m_t^4, \epsilon^2) & m_t^0(\dots) & m_t^2(\dots) & m_t^2(\dots) \\ m_t^0(\dots) & m_t^0(\dots) & m_t^2(\dots) & m_t^2(\dots) \\ m_t^0(\dots) & m_t^0(\dots) & m_t^2(\dots) & m_t^2 \left( -\frac{st}{4\epsilon} - \frac{1}{2}(s+t)(3s+2t) + \mathcal{O}(m_t^4, \epsilon) \right) \end{pmatrix} \vec{I}_{33}^{(d)} + \text{simpler integrals}, \tag{B.1}$$

with

$$\vec{I}_{33}^{(n)} = \begin{pmatrix} G_{33}(1, 1, 1, 1, 1, 1, 1, 0, 0) \\ G_{33}(1, 1, 1, 1, 1, 1, 1, -1, 0) \\ G_{33}(1, 1, 1, 1, 1, 1, 1, -2, 0) \\ G_{33}(1, 1, 1, 1, 1, 1, 1, 0, -2) \end{pmatrix}, \quad \vec{I}_{33}^{(d)} = \begin{pmatrix} G_{33}(1, 1, 1, 1, 1, 1, 1, 0, 0) \\ G_{33}(1, 1, 1, 1, 2, 1, 1, 0, 0) \\ G_{33}(1, 1, 2, 1, 1, 1, 1, 0, 0) \\ G_{33}(1, 2, 1, 1, 1, 1, 1, 0, 0) \end{pmatrix}. \tag{B.2}$$

In eq. (B.1) we only show some of the matrix elements; the others have a similar structure.

To obtain the finite  $(m_t^2/s)^0$  terms for the four integrals of  $\vec{I}_{33}^{(n)}$  we must compute the coefficients of the leading terms in the small- $m_t$  limit of  $\vec{I}_{33}^{(d)}$ . In practice, that is the coefficients of  $(m_t^2/s)^{-1/2}$  and  $(m_t^2/s)^0$  for the first entry, and for the second entry the coefficients of  $(m_t^2/s)^{-1}$ ,  $(m_t^2/s)^{-1/2}$  and  $(m_t^2/s)^0$ . For the third and fourth entries, the

coefficients of  $(m_t^2/s)^{-3/2}$  and  $(m_t^2/s)^{-1}$  are needed. All other higher order terms need not be computed for the boundary conditions.

By inspecting the matrix in eq. (B.1) one observes that for the  $\mathcal{O}(m_t^0)$  terms at most the constant term in the  $\epsilon$  expansion has to be computed. All  $1/\epsilon$  poles in (B.1) are suppressed by a factor  $m_t^2$  which means that  $\mathcal{O}(\epsilon)$  contributions are only needed for the  $\mathcal{O}(s/m_t^2)$  term, which are much simpler to compute than the  $\mathcal{O}(m_t^0)$  terms. Note that our explicit expressions for  $\vec{I}_{33}^{(d)}$  contain constants and functions which have at most transcendental weight four. For details on their computation we refer to ref. [12].

For the three  $5 \times 5$  blocks there are similar transformation as in (B.1) and the same procedure is performed as described above.

**Open Access.** This article is distributed under the terms of the Creative Commons Attribution License ([CC-BY 4.0](https://creativecommons.org/licenses/by/4.0/)), which permits any use, distribution and reproduction in any medium, provided the original author(s) and source are credited.

## References

- [1] M. Grazzini et al., *Higgs boson pair production at NNLO with top quark mass effects*, *JHEP* **05** (2018) 059 [[arXiv:1803.02463](https://arxiv.org/abs/1803.02463)] [[INSPIRE](#)].
- [2] J. Davies, G. Mishima, M. Steinhauser and D. Wellmann, *Double-Higgs boson production in the high-energy limit: planar master integrals*, *JHEP* **03** (2018) 048 [[arXiv:1801.09696](https://arxiv.org/abs/1801.09696)] [[INSPIRE](#)].
- [3] S. Dawson, S. Dittmaier and M. Spira, *Neutral Higgs boson pair production at hadron colliders: QCD corrections*, *Phys. Rev. D* **58** (1998) 115012 [[hep-ph/9805244](https://arxiv.org/abs/hep-ph/9805244)] [[INSPIRE](#)].
- [4] J. Grigo, K. Melnikov and M. Steinhauser, *Virtual corrections to Higgs boson pair production in the large top quark mass limit*, *Nucl. Phys. B* **888** (2014) 17 [[arXiv:1408.2422](https://arxiv.org/abs/1408.2422)] [[INSPIRE](#)].
- [5] G. Degrandi, P.P. Giardino and R. Gröber, *On the two-loop virtual QCD corrections to Higgs boson pair production in the Standard Model*, *Eur. Phys. J. C* **76** (2016) 411 [[arXiv:1603.00385](https://arxiv.org/abs/1603.00385)] [[INSPIRE](#)].
- [6] R. Gröber, A. Maier and T. Rauh, *Reconstruction of top-quark mass effects in Higgs pair production and other gluon-fusion processes*, *JHEP* **03** (2018) 020 [[arXiv:1709.07799](https://arxiv.org/abs/1709.07799)] [[INSPIRE](#)].
- [7] R. Bonciani, G. Degrandi, P.P. Giardino and R. Gröber, *Analytical Method for Next-to-Leading-Order QCD Corrections to Double-Higgs Production*, *Phys. Rev. Lett.* **121** (2018) 162003 [[arXiv:1806.11564](https://arxiv.org/abs/1806.11564)] [[INSPIRE](#)].
- [8] S. Borowka et al., *Higgs Boson Pair Production in Gluon Fusion at Next-to-Leading Order with Full Top-Quark Mass Dependence*, *Phys. Rev. Lett.* **117** (2016) 012001 [Erratum *ibid.* **117** (2016) 079901] [[arXiv:1604.06447](https://arxiv.org/abs/1604.06447)] [[INSPIRE](#)].
- [9] S. Borowka et al., *Full top quark mass dependence in Higgs boson pair production at NLO*, *JHEP* **10** (2016) 107 [[arXiv:1608.04798](https://arxiv.org/abs/1608.04798)] [[INSPIRE](#)].
- [10] J. Baglio, F. Campanario, S. Glaus, M. Mühlleitner, M. Spira and J. Streicher, *Gluon fusion into Higgs pairs at NLO QCD and the top mass scheme*, [arXiv:1811.05692](https://arxiv.org/abs/1811.05692) [[INSPIRE](#)].



- [11] X. Xu and L.L. Yang, *Towards a new approximation for pair-production and associated-production of the Higgs boson*, [arXiv:1810.12002](#) [INSPIRE].
- [12] G. Mishima, *High-Energy Expansion of Two-Loop Massive Four-Point Diagrams*, [arXiv:1812.04373](#) [INSPIRE].
- [13] K. Kudashkin, K. Melnikov and C. Wever, *Two-loop amplitudes for processes  $gg \rightarrow Hg$ ,  $qg \rightarrow Hq$  and  $q\bar{q} \rightarrow Hg$  at large Higgs transverse momentum*, *JHEP* **02** (2018) 135 [[arXiv:1712.06549](#)] [INSPIRE].
- [14] A.V. Smirnov, *FIRE5: a C++ implementation of Feynman Integral REduction*, *Comput. Phys. Commun.* **189** (2015) 182 [[arXiv:1408.2372](#)] [INSPIRE].
- [15] C. Anastasiou, S. Beerli, S. Bucherer, A. Daleo and Z. Kunszt, *Two-loop amplitudes and master integrals for the production of a Higgs boson via a massive quark and a scalar-quark loop*, *JHEP* **01** (2007) 082 [[hep-ph/0611236](#)] [INSPIRE].
- [16] A.V. Smirnov, *FIESTA4: Optimized Feynman integral calculations with GPU support*, *Comput. Phys. Commun.* **204** (2016) 189 [[arXiv:1511.03614](#)] [INSPIRE].
- [17] S. Borowka et al., *pySecDec: a toolbox for the numerical evaluation of multi-scale integrals*, *Comput. Phys. Commun.* **222** (2018) 313 [[arXiv:1703.09692](#)] [INSPIRE].
- [18] <https://www.ttp.kit.edu/preprints/2018/ttp18-039/>.
- [19] E. Remiddi and J.A.M. Vermaseren, *Harmonic polylogarithms*, *Int. J. Mod. Phys. A* **15** (2000) 725 [[hep-ph/9905237](#)] [INSPIRE].
- [20] S. Catani, *The singular behavior of QCD amplitudes at two loop order*, *Phys. Lett. B* **427** (1998) 161 [[hep-ph/9802439](#)] [INSPIRE].
- [21] R.N. Lee, *Presenting LiteRed: a tool for the Loop InTEgrals REDuction*, [arXiv:1212.2685](#) [INSPIRE].
- [22] R.N. Lee, *LiteRed 1.4: a powerful tool for reduction of multiloop integrals*, *J. Phys. Conf. Ser.* **523** (2014) 012059 [[arXiv:1310.1145](#)] [INSPIRE].
- [23] R. Harlander and P. Kant, *Higgs production and decay: Analytic results at next-to-leading order QCD*, *JHEP* **12** (2005) 015 [[hep-ph/0509189](#)] [INSPIRE].